



ANNUAL REPORT 2023

*Building confidence towards
clinical development*

Table of Contents

Table of Contents	1
Message to Shareholders	2
Key Figures	4
Management Board	5
Supervisory Board	6
Management Board Report	9
Supervisory Board Report	21
Corporate Governance	25
Risk Management	37
Financial Statements 2023	39

Message to Shareholders

Over the past year, ProQR made important progress advancing our Axiomer™ RNA editing technology platform and announced our first pipeline programs.

Our proprietary platform enables selective base editing in RNA, offering potential treatments for previously untreatable diseases. ProQR invented the use of endogenous ADAR in RNA editing with editing oligonucleotides ("EONs") in 2014 and has since advanced the science and established a leading intellectual property estate. As we move forward, given the broad potential applicability of this technology, we plan to not only further build our own wholly owned pipeline, but to also selectively enter strategic partnerships. This dual pillar strategic approach will enable our technology to be leveraged to its fullest potential for the development of medicines targeting diseases outside of our primary focus.

In line with this strategy, in December 2023, we completed the divestment of late-stage ophthalmic assets, sepofarsen and ultevursen, to Laboratoires Théa ("Théa"). Importantly, Théa will continue the development of these potentially transformational therapies for patients, as ProQR continues to focus exclusively on advancing our Axiomer RNA editing platform.

In March 2023, we hosted a virtual R&D event announcing our initial pipeline programs focused on diseases that originate in the liver. During the event, we unveiled AX-0810 for Cholestatic diseases and AX-1412 for Cardiovascular disease, targeting NTCP and B4GALT1 respectively. These initial pipeline programs share several key characteristics including a deep rooting in human genetics, the potential to have a major impact in indications with high unmet medical need, the ability to leverage the existing proven delivery technology to the liver, the opportunity to monitor early biomarkers to establish target engagement in Phase I trials for human proof of concept, and the availability of well-defined clinical endpoints.

Following our expanded partnership with Eli Lilly ("Lilly") that we announced in late 2022, we continue to execute and build on the successes achieved during the first two years of the collaboration. The continued success of our collaboration with Lilly is a testament to the strength of Axiomer and our leadership in ADAR-mediated RNA editing.

We will continue to opportunistically enter into additional strategic partnerships with other parties, as we announced in January 2024 with the Rett Syndrome Research Trust ("RSRT"), a leading patient advocacy group championing a cure for Rett syndrome. Our collaboration with the RSRT focuses on the design and development of editing oligonucleotides ("EONs") using ProQR's Axiomer technology platform targeting the transcription factor MECP2 and correcting mutations of interest. This partnership expands the broad applicability of our

Axiomer RNA editing technology to Rett syndrome, a rare neurodevelopment disorder with significant unmet medical need.

Throughout the last year, ProQR further strengthened our leading global IP estate for ADAR-mediated RNA editing including as announced in November 2023 a new patent from the United States Patent and Trademark Office, which expanded our broad protection of RNA editing using oligonucleotides to recruit endogenous ADAR. ProQR's leading intellectual property portfolio protects our Axiomer ADAR-mediated RNA editing platform technology and more fundamentally the use of an oligonucleotide to recruit endogenous deaminating enzymes in the cell. Separately, we also had multiple successful defenses against oppositions, including in Europe and Japan. ProQR has extensive patent protection related to its RNA editing platform, Axiomer, including more than 13 published patent families, which currently comprise a total of 27 patents. We also have several unpublished patent applications and continuously invest in expanding our IP estate around ADAR-mediated RNA editing.

As we progress in 2024, we're well positioned to continue to execute on our strategic priorities with a strong cash position, which provides us with a runway to mid-2026. In January, we presented new in vivo data for our proprietary Axiomer RNA editing technology platform at the Deaminet 2024 meeting, demonstrating robust editing of ACTB in the liver of non-human primates, as well as functional protein data with the liver target ANGPTL3 in mice. We look forward to presenting additional platform data, as well as the first preclinical data for our pipeline programs including in vitro and in vivo data for AX-0810 for Cholestatic diseases targeting NTCP and AX-1412 for Cardiovascular disease targeting B4GALT1. As part of our dual-pronged strategy, ProQR will also continue to execute on our partnership with Lilly, potentially generating revenue from key milestones as early as 2024 and examine opportunities for expansions, as well as the potential for new partnerships.

In closing, I want to offer a special thanks to our employees, our scientific collaborators, and our shareholders for their support. We remain unwavering in our belief in the promise of RNA therapies and will continue to work to make a meaningful impact in the lives of patients.

Daniel A. de Boer

Founder and CEO, ProQR Therapeutics

Key Figures

	2023	2022
Result from continued operations (in € 1,000)		
Net revenue	6,514	3,594
Other income	3,011	765
Research and development costs	(25,148)	(50,867)
General and administrative costs	(16,236)	(18,651)
Operating result	(31,859)	(65,159)
Net result	(27,735)	(64,204)
Balance sheet information (in € 1,000)		
Non-current assets	16,897	16,861
Current assets	120,986	154,460
Total assets	137,883	171,321
Total equity	41,390	66,681
Non-current liabilities	62,290	83,652
Current liabilities	34,203	20,988
Cash flows (in € 1,000)		
Net cash generated by / (used in) operating activities	21,548	(68,508)
Net cash generated by / (used in) investing activities	4,278	(702)
Net cash used in financing activities	(2,275)	(30,890)
Ratio's		
Current ratio	3.5	7.4
Solvency (%)	30.0%	38.9%
Figures per share		
Weighted average number of shares outstanding	81,011,438	71,641,305
Basic and diluted earnings per share (in €)	(0.35)	(0.90)
Cash flow per share (in €)	0.29	(1.40)
Employees		
Average number of staff for the period	144	163

Management Board

We have a two-tier board structure consisting of our Management Board (raad van bestuur) and a separate Supervisory Board (raad van commissarissen). The Management Board operates under the chairmanship of the Chief Executive Officer and shares responsibility for the deployment of ProQR's strategy and policies, and the achievement of its objectives and results.

Under Dutch Law, the Management Board has ultimate responsibility for the management and external reporting of the Company and is answerable to shareholders at the General Meeting of Shareholders. Pursuant to the two-tier corporate structure, the Management Board is accountable for its performance to a separate and independent Supervisory Board.

The following table sets out information with respect to our Management Board members, their age, and their position at the Company as of the date of this annual report.

Name	Gender	Date of Birth	Position	Date of Appointment	Term expires
Daniel de Boer	Male	April 12, 1983	Chief Executive Officer	February 21, 2012	2026
René Beukema	Male	March 26, 1964	Chief Corporate Development Officer and General Counsel	June 30, 2022	2026

The following sets forth biographical information regarding our Management Board members.

Daniel de Boer is our Founder and Chief Executive Officer since our incorporation in 2012. Mr. de Boer is a serial entrepreneur and passionate advocate for rare disease patients. After one of his children was diagnosed with a rare disease, he started ProQR to develop RNA therapies for rare diseases. Before founding ProQR, Mr. de Boer was founder and Chief Executive Officer of several technology companies. He is also strategic advisor at Hybridize Therapeutics, Meatable, Algramo, Xinvento, Avanzanite, BioColl Labs and a member of the advisory board at the Termeer Foundation. In 2018 Mr. de Boer was named "Emerging Entrepreneur of the Year" by EY. In 2019 Mr. de Boer was selected for the Young Global Leader program at the World Economic Forum.

René Beukema rejoined ProQR in 2022 having previously served as the Company's Chief Corporate Development Officer and General Counsel from 2013 to 2018. Mr. Beukema is a seasoned M&A and equity capital markets executive and an experienced corporate lawyer. From 2019 until June 2022 Mr. Beukema held the Position of Chief Corporate Development Officer & General Counsel at Frame Therapeutics, a neoantigen immune-oncology biotechnology company. He was instrumental in financing Frame Therapeutics and selling it to CureVac, a Nasdaq Listed biotechnology company. From 2021 to 2024 Mr. Beukema was a Board Member of Fibriant BV, a biotechnology company focused on the development of technology and products based on recombinant human fibrinogen and thrombin. Prior to his initial tenure at the Company, he served as General Counsel and Corporate Secretary of Crucell for twelve years, following his positions as Senior Legal Counsel at GE Capital / TIP Europe and Legal Counsel at TNT Express Worldwide. Mr. Beukema was also a venture partner of Aescap Venture, a life sciences venture capital firm from 2011 to 2012 and is co-founder of myTomorrows, a Dutch life sciences company. He holds a post-doctoral degree in corporate law from the University of Nijmegen in co-operation with the Dutch Association of In-house Counsel (Nederlands Genootschap van Bedrijfsjuristen) and a master's degree in Dutch law from the University of Amsterdam.

Supervisory Board

The Supervisory Board oversees the policies of the Management Board and the general course of affairs of ProQR and advises the Management Board thereon. The Supervisory Board, in the two-tier corporate structure under Dutch law, is a separate and independent corporate body.

The following table sets forth information with respect to each of our Supervisory Board members and their respective dates of birth. The terms of office of all our Supervisory Board members expire according to a rotation schedule drawn up by our Supervisory Board. All of our Supervisory Board members are independent under applicable NASDAQ standards and under the Dutch Corporate Governance Code ("DCGC") with the exception of Theresa Heggie, who was prior to her appointment on the Supervisory Board in 2023 employed by ProQR as Chief Commercial Officer and Chief Operations Officer.

Name	Gender	Nationality	Date of Birth	Position	Date of Appointment	Term expires
Dinko Valerio	Male	NL	August 3, 1956	Chairman	January 1, 2014	2024
Alison F. Lawton	Female	US	September 26, 1961	Member	September 17, 2014	2026
Theresa Heggie	Female	GB / US	November 17, 1960	Member	May 18, 2023	2027
James Shannon	Male	GB	June 5, 1956	Member	June 21, 2016	2024
Bart Filius	Male	NL	July 5, 1970	Member	May 21, 2019	2027
Begoña Carreño	Female	ES	December 13, 1971	Member	May 18, 2023	2027

The following sets forth biographical information regarding our Supervisory Board members.

Dinko Valerio is one of our founders and currently serves as the chairman of our supervisory board which he joined in 2014. As a scientist and an experienced biotech entrepreneur Mr. Valerio is founder and former CEO of Crucell N.V., and one of the founders of its spinout, Galapagos Genomics. He was founder and former general partner of Aescap Venture, a life sciences venture capital firm and co-founder and current board member of Leyden Laboratories. In 1992 Mr. Valerio was appointed professor of gene therapy at the University of Leiden, where he also received his Ph.D. with honors.

Alison F. Lawton has served on our supervisory board since 2014. Ms. Lawton is an executive leader with more than 35 years of experience in biopharma. Most recently, she served as President and CEO of Kaleido Biosciences, Inc. Ms. Lawton previously served as Chief Operating Officer of Aura Biosciences, OvaScience and X4 Pharmaceuticals. She worked at various positions of increasing responsibility at Genzyme, and subsequently at Sanofi-Aventis, including as head of Genzyme Biosurgery and Global Market Access. Ms. Lawton currently serves on the board of directors of public pharmaceutical companies X4 Pharmaceuticals, and Dianthus Therapeutics, and the private companies AgBiome, SwanBio and BlueRock Therapeutics. She previously served on the boards of Verastem, CoLucid until its acquisition by Eli Lilly and Cubist Pharmaceuticals until its acquisition by Merck & Co. She is past President and Chair of the Board of Regulatory Affairs Professional Society and past FDA Advisory Committee member for Cell and Gene Therapy Committee. She earned her BSc in Pharmacology, with honors, from King's College London.

Theresa Heggie was reappointed to ProQR's Supervisory Board in 2023. Previously, Ms. Heggie served as the Chief Operating Officer at ProQR, after originally joining the Management Team in 2021 as the Chief Commercial Officer. Prior to ProQR, she served as Chief Executive Officer of Freeline Therapeutics. She had senior commercial and operating roles at Alnylam Pharmaceuticals as Senior Vice President, Head of CEMEA and Shire where she built the EMEA rare disease business. Earlier in her career, Ms. Heggie held increasingly

senior positions in the commercial organizations at Janssen Pharmaceuticals and Baxter Healthcare. She currently serves on the Board of BioCryst and previously served on the ProQR Supervisory Board from 2019-2021. She earned her BSc from Cornell University.

James Shannon has served on our supervisory board since June 2016 and has been Chair of our Scientific Advisory Board since 2020. Mr. Shannon has had an extensive career in drug development and pharma. From 2012 until his retirement in 2015, he was Chief Medical Officer at GlaxoSmithKline. Prior to that he was Global Head of Pharma Development at Novartis and Senior Vice-President, Clinical Development at Sterling Winthrop Pharmaceuticals. He has previously held board positions at companies including Biotie, Circassia, Crucell, Endocyte and Cerimon Pharmaceuticals. Mr. Shannon currently is Chairman of the Board at Mannkind Corp and Kyowa Kirin NA and holds board positions at Horizon Pharma, myTomorrows and Leyden Labs. He received his undergraduate and postgraduate degrees at Queen's University of Belfast and is a member of the Royal College of Physicians.

Bart Filius has served on our supervisory board since 2019. He is the former President and Chief Operating Officer of Galapagos, a position he held from 2021 to June 2023. He joined Galapagos in 2014 as Chief Financial Officer and added the role of Chief Operating Officer in 2017. Prior to joining Galapagos, Mr. Filius held a variety of executive positions at Sanofi, where he was Vice President, Chief Financial Officer Europe, Country manager for The Netherlands and Vice President for Mergers & Acquisitions. Prior to joining Sanofi, Mr. Filius was a strategy consultant at Arthur D. Little. Mr. Filius has an MBA degree from INSEAD and a bachelor's degree in business from Nyenrode University.

Begoña Carreño, PhD joined the ProQR Supervisory Board in 2023. Dr. Carreño is currently the Chief Business Development Officer at Vectura Fertin Pharma in Switzerland. Prior to this, she spent 18 years at Novartis Pharma AG in the Corporate BD&L group, her last role being World Wide BD&L Head in the Ophthalmology Franchise, based in Basel, Switzerland. Dr. Carreño has over 20 years Pharmaceutical Development experience. She is a seasoned & energetic BD&L professional that has led the BD&L efforts at Novartis across 5 different therapeutic franchises in the last 15 years. She has proven track record in licensing deals, M&A as well as developing collaborations within cross functional, multi-cultural, matrix environment at global, regional and country level. Before joining Novartis, she was the Head of External Pharmaceutical projects at Almirall (Barcelona, Spain). Dr. Carreño holds a PhD in Drug Delivery from the London School of Pharmacy (UK) and a BSc in Biochemistry from Keele University (UK).

Additionally, *John Maraganore*, PhD joined as a strategic advisor to our Supervisory Board in March 2022. He served as the founding CEO and a Director of Alnylam from 2002 to 2021, where he built the company from early platform research on RNA interference through global approval and commercialization of the first four RNAi therapeutic medicines, ONPATTRO®, GIVLAARI®, OXLUMO®, and Leqvio®. At Alnylam, he also led the company's value creation strategy, building \$25B in market capitalization, and forming over 20 major pharmaceutical alliances. He continues to serve on the Alnylam Scientific Advisory Board. Prior to Alnylam, he served as an officer and a member of the management team for Millennium Pharmaceuticals, Inc., where he was responsible for the company's product franchises in oncology, and cardiovascular, inflammatory, and metabolic diseases, in addition to leadership of M&A, strategy, and biotherapeutics functions. Before Millennium, he served as Director of Molecular Biology and Director of Market and Business Development at Biogen, Inc. where he invented and led the discovery and development of ANGIOMAX® (bivalirudin) for injection. Previously, he was a scientist at ZymoGenetics, Inc. and the Upjohn Company. Mr. Maraganore received his M.S. and Ph.D. in biochemistry and molecular biology at the University of Chicago. He is currently a Venture Partner at ARCH Venture Partners, a Venture Advisor at Atlas Ventures, and an Executive Partner at RTW Investments. He is also Chair of the Board of Directors of Hemab Therapeutics and a member of the Board of Directors of Agios Pharmaceuticals, Beam Therapeutics, Kymera Therapeutics, and the Biotechnology Industry Organization, where he was Chair from 2017-2019. In addition, he serves on the

Board of the Termeer Foundation, as Chair of the n-Lorem Foundation Advisory Council, on the Advisory Board of Ariadne Labs, and as a strategic advisor to several innovative companies.

Management Board Report

The Company

ProQR Therapeutics N.V., or “ProQR” or the “Company”, is a biotechnology company dedicated to changing lives by developing RNA therapies for severe rare and common diseases. We focus on advancing our proprietary Axiomer RNA-editing platform technology.

ProQR was founded in 2012 by Daniel de Boer, Gerard Platenburg, the late Henri Termeer and Dinko Valerio. Since September 18, 2014, our ordinary shares have been listed on Nasdaq. They are currently trading on Nasdaq Capital Market under the ticker symbol “PRQR”. As of December 31, 2023, we had raised € 435 million in gross proceeds from our public offerings of shares and private placements of equity securities. In addition, we have received grants, loans and other funding from patient organizations and government institutions supporting our programs, including from Foundation Fighting Blindness and the Dutch government under the innovation credit program.

Our legal name is ProQR Therapeutics N.V. and we were incorporated in the Netherlands, on February 21, 2012. We reorganized from a private company with limited liability to a public company with limited liability on September 23, 2014. Our company has its statutory seat in Leiden, the Netherlands. The address of its headquarters and registered office is Zernikedreef 9, 2333 CK Leiden, the Netherlands, telephone number +31 88 166 7000. Our US office is located at 245 Main Street, Cambridge, MA 02142, USA. The name and address of our agent for service in the United States is Andrew Morris, 245 Main Street, Cambridge, MA 02142, USA.

We use various trademarks and tradenames, including without limitation “ProQR”, “Axiomer”, “Trident” and our corporate logo, that we use in connection with the operation of our business. Other trademarks or trade names of third parties referred to or incorporated by reference in this Annual Report are the property of their respective owners. Solely for convenience, the trademarks and trade names in this Annual Report may be referred to without the ®, ™ or SM symbols, but such references should not be construed as any indicator that their respective owners will not assert, to the fullest extent permissible under applicable law, their rights thereto. We do not intend to use or display other companies’ trademarks and trade names to imply a relationship with, or endorsement or sponsorship of us, any other companies.

Operations

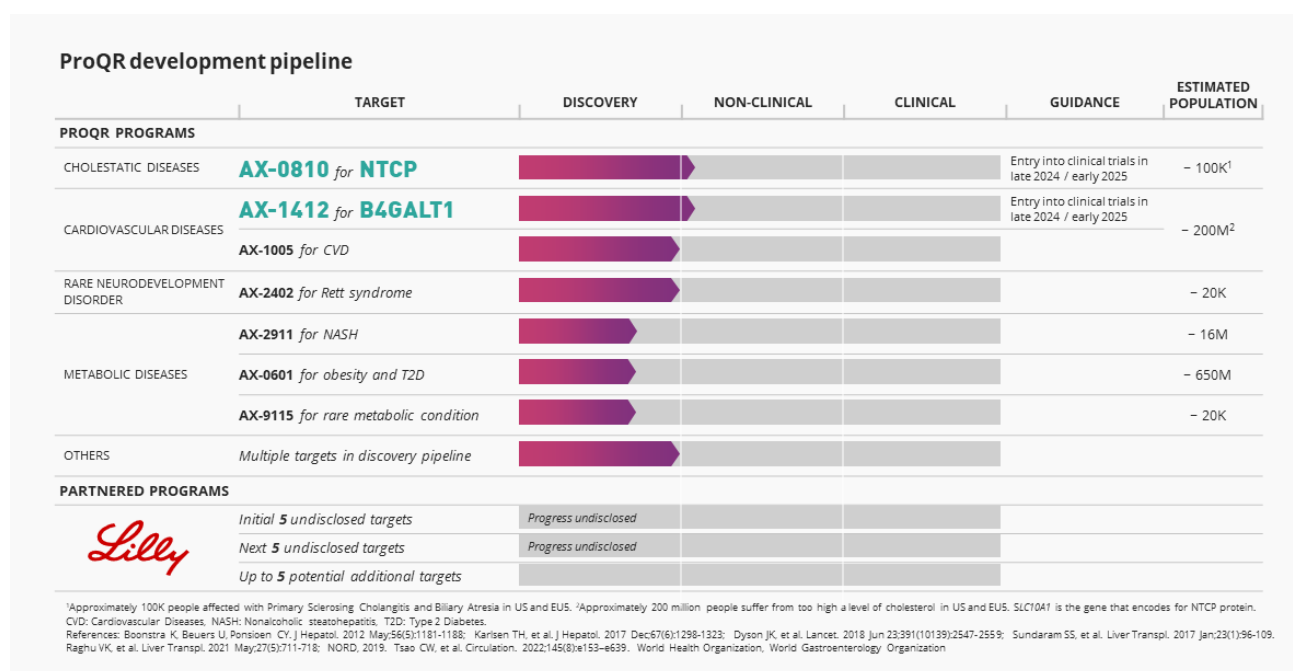
We are a biotechnology company dedicated to the creation of transformative RNA therapies to improve the lives of patients and families affected by diseases with high unmet medical need. To achieve this, we are advancing our proprietary Axiomer RNA-editing platform technology. Our product candidates are designed to engage Adenosine Deaminase Acting on RNA (“ADAR”) to conduct targeted RNA editing which we believe have the potential to become a new class of innovative medicines with applicability to a broad range of therapeutic areas. Using our deep RNA expertise and our strong intellectual property position, we are advancing a platform to develop these RNA editing therapeutics, which we call “Editing Oligonucleotides”, or EONs, for a variety of human diseases.

Axiomer uses EONs to mediate single nucleotide changes to RNA in a highly specific and targeted way using molecular machinery that is present in human cells called ADAR. Axiomer EONs are designed to recruit and direct endogenously expressed ADARs to change an Adenosine (A) to an Inosine (I) in the RNA – an Inosine is translated as a Guanosine (G). This approach can be used to correct an RNA with a disease-causing mutation back to a normal (wild type) RNA, modulate protein expression, or alter a protein so that it will have a new function that helps prevent or treat disease.

Since discovering the Axiomer RNA editing technology in 2014, we have established a leading intellectual property estate in the ADAR editing space, defined the design ground rules, and optimized chemistries for therapeutic use.

Our research and development strategy focuses on the use of our Axiomer platform to develop novel RNA editing therapeutics to address diseases with high unmet medical need. We are initially focused on diseases originating in the liver and in the central nervous system (“CNS”) where research into human genetics has shown us that changing the RNA or correcting pathogenic mutations via A-to-I editing may lead to a benefit for patients. We prioritize areas with well-established biomarkers for the assessment of early clinical activity and to establish proof of target engagement, established clinically relevant endpoints, and the ability to leverage existing proven delivery technology. We are advancing AX-0810 for cholestatic diseases targeting Na- taurocholate cotransporting polypeptide, or Ntcp, and AX-1412 for cardiovascular disease (“CVDs”) targeting Beta-1,4-galactosyltransferase 1, or B4GALT1, as our initial pipeline programs. In 2024, we announced a new research partnership with the Rett Syndrome Research Trust (“RSRT”) focused on utilizing Axiomer to develop EONs targeting an underlying genetic variant that causes Rett syndrome, a rare neurodevelopment disorder, which is included on our pipeline as AX-2402.

In addition to advancing our wholly-owned pipeline programs, we entered into a global licensing and research collaboration with Eli Lilly and Company in September 2021 where our Axiomer RNA editing platform is being used to progress new drug targets for disorders toward clinical development and commercialization. Initially focused on five targets, the partnership was expanded to ten targets in December 2022, with an option for further expansion to fifteen targets.



We believe the platform has significant potential to yield many additional therapeutic candidates. Thus, we continuously evaluate further opportunities for beneficial collaborations or strategic partnerships to efficiently advance product candidates with the goal of bringing medicines to patients.

We have other earlier stage RNA editing platform technologies, including our Trident platform. Our Trident RNA pseudouridylation platform is designed to enable the suppression of nonsense mutations and premature stop codons (“PTC”) that cause 11% of all human genetic diseases. Since all premature stop codons contain uridine, pseudouridylation of that uridine converts those nonsense codons into sense

codons. The Trident technology harnesses the endogenously expressed pseudouridylation machinery with guide RNAs to, amongst other potential functions, inhibit nonsense messenger RNA (“mRNA”)-mediated decay (“NMD”) in a sequence-specific manner and promote PTC readthrough. The Trident technology has the potential to be applied in genetic diseases caused by PTCs.

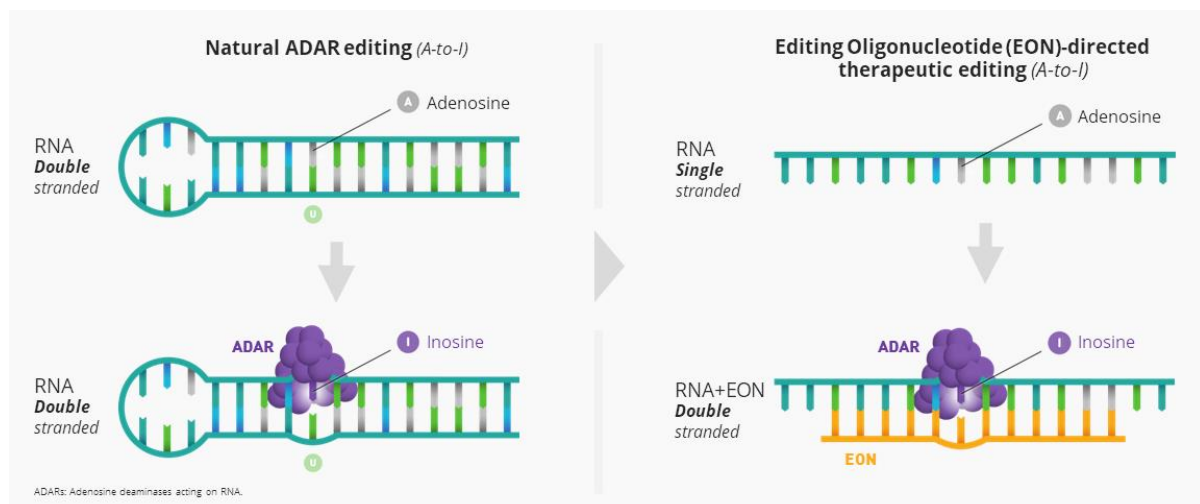
Both the Axiomer and Trident platforms are novel, proprietary RNA editing technologies invented at ProQR or with our academic collaborators. We have built a broad intellectual property estate around these technologies and together with the leading academic experts in the RNA field, we continue to advance these technologies. RNA editing for therapeutic applications.

RNA antisense oligonucleotides (“AONs”) have been used as therapeutics for the last few decades. ProQR scientists have invented entirely new ways of using the proven modality of oligonucleotides to recruit a novel mechanism of action.

RNAs are produced in a process called transcription, where genetic information in DNA is copied into RNA. The information in RNA then serves as a blueprint to produce a protein via a process called translation. Before translation occurs, RNA can be processed in several ways. One way is RNA editing, which involves changing specific nucleotides, or letters, in the RNA code. RNA editing is a naturally occurring process that helps ensure that produced proteins function normally. It can also create slightly differently functioning proteins.

One common type of RNA editing is A-to-I editing, where Adenosines (abbreviated as “A”), are changed into Inosines (abbreviated as I), as shown in Figure 1. Nucleotides pair together to create double stranded structures within the RNA. Double stranded RNA structures are found and bound to by ADAR, which is naturally present in the cells. ADAR then can edit As into Is, which is read by a ribosome as a G, or guanosine. This process is called “A to I” editing, which functionally enables changing an A into a G. In 2014, scientists at ProQR invented Axiomer, which was conceived based on the idea of recruiting endogenous ADAR in humans to make single A to I changes in RNA in a highly specific and targeted manner, using EONs as shown in Figure 1b.

Figure 1a (left): RNA editing is a naturally occurring process whereby ADARs perform A to I editing. Figure 1b (right): ProQR’s Axiomer RNA editing technology platform uses EONs to recruit and direct endogenously expressed ADARs to edit an A to an I in the RNA, which is then translated as a G, allowing highly specific editing.



There are over 16 million known locations in the RNA where ADARs perform A to I editing throughout the body, which we believe represents a powerful potential therapeutic mechanism for multiple disease areas. Axiomer could potentially yield a new class of medicines for both rare and prevalent diseases with unmet need.

Our Strategy

We are advancing Axiomer as a platform to develop a new class of innovative medicines based on ADAR RNA editing, which we believe has the potential to treat a broad range of diseases that currently lack adequate treatment options. Our novel and proprietary RNA editing platform technologies, known as Axiomer and Trident, are new ways to use oligonucleotides to edit single nucleotides in the RNA. We believe the Axiomer technology may be applicable to thousands of disease-causing mutations by correcting RNA in genetic diseases. Beyond mutation correction, Axiomer also has the potential to address unmet medical needs in common conditions, by modulating protein expression or altering a protein so that it will have a new function to help prevent or treat diseases. We intend to continue to optimize our platform as we advance to clinical stage and beyond. Key elements of our strategy include:

- **Pipeline:** We intend to use these platforms to develop novel therapies initially for targets related to liver- and CNS-originating diseases, and beyond. With our Axiomer RNA-editing technology platform, we are advancing AX-0810 for Cholestatic Diseases targeting NTCP and AX-1412 for CVDs targeting B4GALT1 as our initial pipeline programs. In January 2024, we announced a partnership with the RSRT in which we will develop EONs targeting an underlying genetic variant that causes Rett syndrome, a rare neurodevelopment disorder, which is included on our pipeline as AX-2402.
- **Partnerships:** We continue to validate and create value for these platforms by selectively pursuing additional licensing, partnering, and other strategic relationships outside of our core focus area, such as our partnership with Lilly, and the RSRT.

We seek to maximize the value of our pipeline by retaining development and commercialization rights to those product candidates, indications and geographies that we believe we can independently develop, seek approval for, and commercialize on our own. Beyond this, for other product candidates, such as those for more prevalent indications, and other geographies, we plan to selectively and opportunistically seek potential partnerships following early-stage clinical proof of concept.

Our Novel Axiomer RNA Editing Technology Platform

Antisense oligonucleotides, or AONs, have been used as therapeutics for decades. Our Axiomer RNA editing technology is based on oligonucleotides that are called editing oligonucleotides, or EONs, designed to recruit endogenous ADAR enzymes to make single adenosine-to-inosine (A-to-I) changes in the RNA in a highly specific and targeted manner. This technology could correct thousands of G-to-A mutations in the human population that cause diseases. *In vitro* and *in vivo* work indicates that the EONs are generally applicable for the correction of RNA G-to-A mutations. The technology is also designed to modulate protein expression or alter proteins to provide a new function to help prevent or treat disease. With this applicability, we believe Axiomer has the potential to address hundreds of genetic and non-genetic diseases.

Across a range of targets, we have shown both *in vitro* and *in vivo* platform proof-of-concept for our Axiomer RNA editing technology platform, in cell models, organoids, and animal models, including relevant higher order species.

Our Axiomer platform has demonstrated proof of concept across multiple models, as shown in Figure 2a and 2b reporting up to 70% editing of ACTB in the liver of non-human primates (“NHPs”) and mice and 50% editing in the nervous system.

Figure 2a: Robust editing with Axiomer editing oligonucleotides reported in the nervous system across different models and targets *in vivo* including non-human primates.

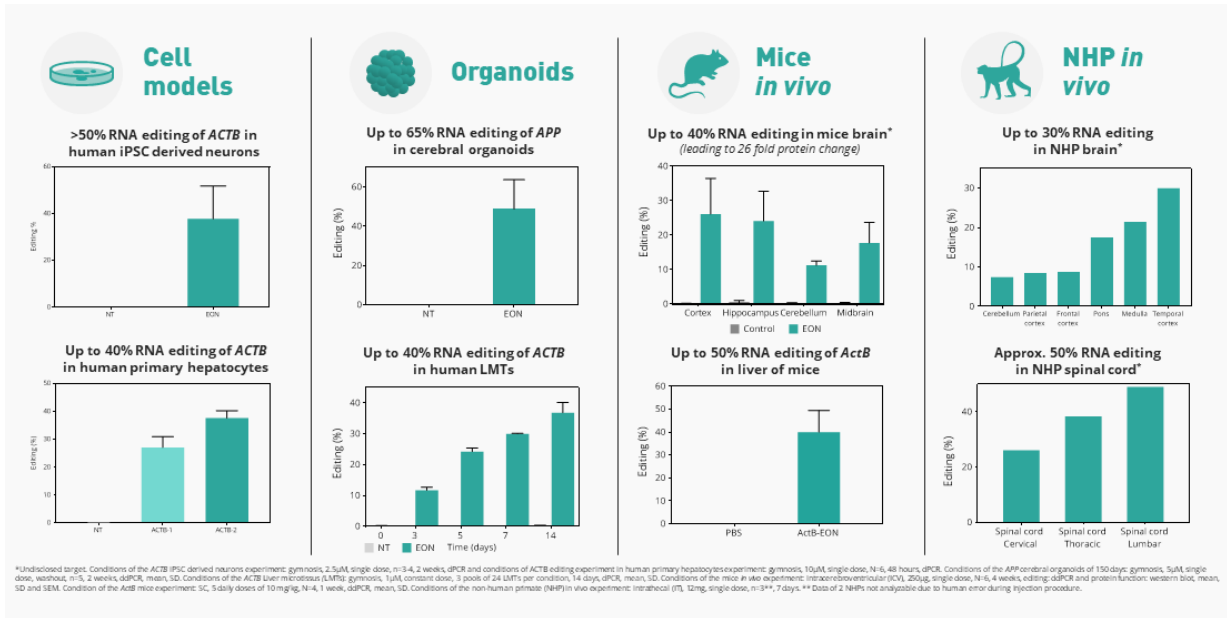
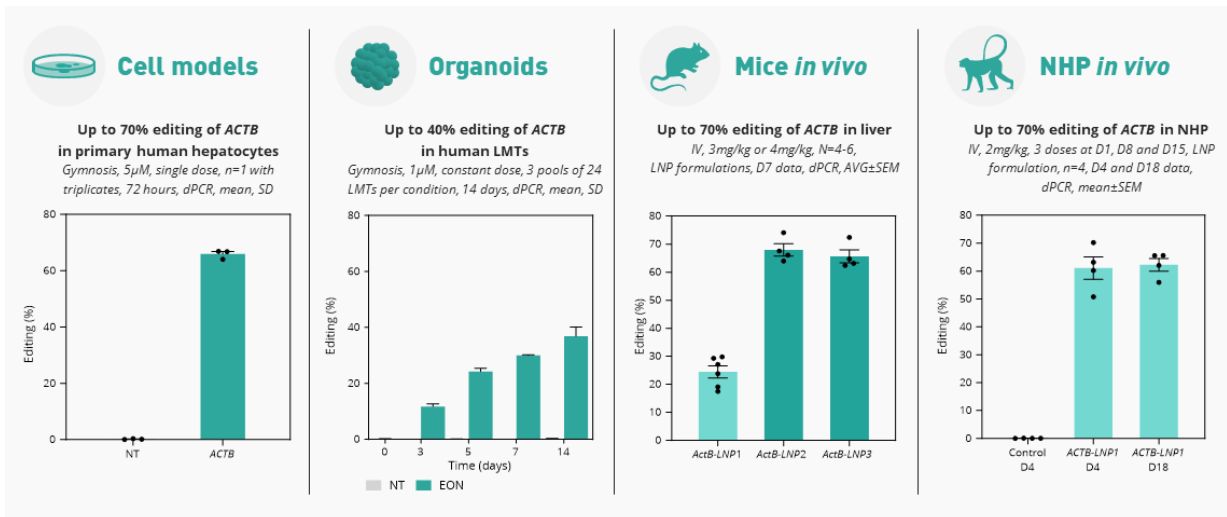


Figure 2b: Up to 70% editing of ACTB in the liver of non-human primates (NHPs) and mice.



Additionally, across EONs, preliminary nonclinical safety assessment showed a similar safety profile compared to other single-stranded RNA oligonucleotides.

If translated in human testing, we believe the editing activity and safety profile supports the potential of our technology and plan to advance product candidates based on our Axiomer platform to clinical stage.

Our Pipeline Programs

We are advancing Axiomer as a platform to develop a new class of innovative medicines based on RNA editing. Our initial pipeline targets focus on liver-originating and CNS diseases share several key characteristics, including:

- Population with unmet need
- Target with deep roots in human genetics
- Preclinical models with strong translatability into the clinic
- Validated biomarkers to assess target engagement and the ability to have early insight into safety
- Established disease-specific clinical endpoints

Our initial pipeline programs include AX-0810 for Cholestatic Diseases targeting NTCP and AX-1412 for CVDs targeting B4GALT1. During 2024, we plan to present non-clinical proof-of-concept data for these programs and anticipate providing an update on translational data to enable submission of Clinical Trial Application ("CTA"). We expect to advance these programs to clinical trials in late 2024 / early 2025.

In January 2024, we announced a partnership with the RSRT in which we will develop EONs targeting an underlying genetic variant that causes Rett syndrome, a rare neurodevelopment disorder, which is included on our pipeline as AX-2402.

AX-0810 for Cholestatic Diseases targeting NTCP

Cholestatic Diseases overview

Cholestatic diseases are caused by a toxic buildup of bile acids in the liver due to bile duct dysfunction, which causes liver cell damage. The consequences of these disorders can be devastating and significantly impact a person's quality of life, including pruritus, dry skin, fatigue, pain, weight loss, and many others. Without treatment, the damage progresses through various stages, from fibrosis to cirrhosis, ultimately leading to liver failure and an increased risk of liver cancer. Liver transplants are often necessary for primary sclerosing cholangitis ("PSC") and biliary atresia ("BA"), two forms of cholestatic diseases with high unmet medical needs.

PSC is a condition that causes inflammation and is typically diagnosed in people aged 30 to 40, more commonly affecting men (66%). It is estimated that 80,000 people in North America and Europe have PSC, with a prevalence of 1 to 9 individuals per 100,000. This condition causes fibrosis and sclerosis of bile ducts, leading to a toxic buildup of bile acids in the liver.

BA is a pediatric condition that affects newborns, resulting from the absence or defect of bile ducts. This condition causes harmful bile acids to accumulate in the liver, leading to rapid progression to cirrhosis early in life. It is estimated that 20,000 individuals in North America and Europe have BA, with a prevalence of 1 in 10,000 to 15,000 births in the western world.

Limitations of the Current Treatment Landscape

Currently, there are no approved drugs for treating PSC and BA. For PSC, liver transplantation is the only treatment option with evidence to extend survival. However, PSC can return in 20 to 40% of patients who undergo liver transplantation, and the median survival without a transplant is only 21 years. Surgery in the first weeks of life for BA is the gold standard treatment. However, most patients who receive this surgery will still require a liver transplant early in life.

AX-0810 for Cholestatic Diseases targeting NTCP

The liver cells mainly obtain bile acids from the enterohepatic reuptake cycle. The process is primarily carried out by a transporter called Na-taurocholate transporting polypeptide ("NTCP, SLC10A1"), which takes bile

acids from the portal circulation to the liver. Studies show that inhibiting NTCP can improve liver function by reducing the levels of toxic bile acids, improving liver damage markers (fibrosis, cholangiocyte proliferation, Alkaline phosphatase or ALP, alanine transaminase or ALT), and lowering inflammation biomarkers (“cytokines”).

AX-0810, our Axiomer-targeted RNA editing oligonucleotide, aims to reduce the reuptake of bile acids in the liver by inhibiting NTCP function. Variants in NTCP that change its capacity to recycle bile acid into the liver naturally occur in some people without causing any symptoms associated with cholestasis. This finding suggests that our approach is safe and may reduce the accumulation of toxic bile acids in the liver. Moreover, such variants in NTCP also promote the elimination of bile acids from the body by increasing their excretion in the feces and urine, a process called sulfation of bile acids, which enhances their solubility and reduces their absorption in the intestines. Based on its mechanism of action, we believe AX-0810 may have the potential to modify the course of cholestatic diseases, delay or prevent complications such as cirrhosis and liver failure, and alleviate associated symptoms.

AX-1412 for Cardiovascular Disease targeting B4GALT1

Cardiovascular disease overview

Cardiovascular diseases (“CVDs”) are a group of health conditions that affect the heart and blood vessels, such as atherosclerosis which can lead to severe problems like heart attacks, heart failure, and stroke. The World Health Organization (“WHO”) has identified unhealthy diet, physical inactivity, tobacco use, and excessive alcohol consumption as major behavioral risk factors for heart disease and stroke, increasing intermediate risk factors including but not limited to high blood pressure, cholesterol, glucose levels, and obesity.

CVDs are the leading cause of disability and death globally, becoming a significant health issue worldwide. Approximately 18 million people die from CVDs each year, making up 32% of all global deaths, according to a report by the World Health Organization in 2021. In the United States, the American Heart Association estimates that by 2035, more than 130 million adults will have some form of CVD.

Current Treatment Landscape and Limitations

CVD treatment involves taking medications to lower cholesterol and blood pressure levels. The most common drugs are statins, ezetimibe, and PCSK9 inhibitors. These medications are primarily used to lower LDL cholesterol levels. Other treatments, such as ANGPTL3 inhibitors, decrease the residual risk of heart disease in patients with high LDL cholesterol levels. However, even with these therapies, less than 35% of Americans with high LDL cholesterol levels reach their target levels recommended by guidelines. CVD events still occur even when LDL cholesterol levels meet clinical goals. Many patients also struggle to continue taking their medications long-term, with less than 50% of patients taking their LDL-lowering medicines 2 years after a CVD event. Additionally, 5 to 10% of patients cannot tolerate high doses of statins, primarily due to muscle aches.

AX-1412 for Cardiovascular Disease targeting B4GALT1

AX-1412 represents a potential targeted approach to RNA editing of B4GALT1 that leads to a promising strategy for protecting against CVDs by simultaneously lowering levels of LDL-c and fibrinogen. Recent gene-based analysis has shown that rare protective variants changing protein activity and predicted deleterious missense variants in B4GALT1 are associated with a decreased risk of coronary artery disease. Additionally, a particular missense variant (p.Asn352Ser) in the beta-1,4-galactosyltransferase 1 B4GALT1 gene is prevalent in the Amish population and associated with lower levels of LDL-c and cardiovascular disease.

The beneficial effects of these genetic variations are due to the hypo-galactosylation of apolipoprotein B100 and fibrinogen, which are known to be independent drivers of an increased risk of CVDs, as well as

immunoglobulin G and transferrin. However, it's important to note that studies have shown that B4GALT1 knockdown can lead to semi-lethality and severe developmental abnormalities in mice models and therefore we believe B4GALT1 inhibition is not a feasible therapeutic approach for this purpose.

Although there are several approaches to lowering the risks of CVDs, including reducing LDL-c and ApoB levels, reducing fibrinogen levels may offer additional benefits to patients with unmet medical needs in this large population. Fibrinogen reduction can be used either as a stand-alone therapy or an adjunct therapy to other treatments.

We are developing Axiomer targeted RNA EON AX-1412 to address CVD by editing B4GALT1. RNA editing to a protective variant of B4GALT1 can have positive effect on CVDs risk factors by leading to hypo-galactosylation of apolipoprotein B100 and fibrinogen. Based on its mechanism of action, we believe that AX-1412 is a novel and unique approach to address CVD by lowering LDL-C and fibrinogen levels ultimately leading to a reduced residual risk in CVDs.

We intend to advance AX-1412 targeting B4GALT1 to early clinical proof of concept stage, then would seek to partner this program.

Our Earlier-Stage/Discovery Programs

In January 2024, we announced a partnership with the RSRT that will focus on the design and development of EONs using our Axiomer technology platform targeting the transcription factor MECP2 and correcting mutations of interest. AX-2402 is our program focusing on Rett syndrome, which is a progressive neurodevelopmental disorder caused by genetic mutations in the Methyl CpG binding protein 2 ("MECP2") and diagnosed primarily in females. It is characterized by apparently normal psychomotor development during the first six to 18 months after birth, followed by a period of developmental stagnation, then a regression in language and motor skills, followed by long-term relative stability. During the phase of regression, affected patients develop repetitive, stereotypic hand movements that replace purposeful hand use. Additional symptoms include gait ataxia and apraxia, seizures, tremors, episodic apnea and/or hyperpnea, gastrointestinal issues, scoliosis and musculoskeletal problems, anxiety and sleep issues and bruxism.

In addition to AX-2402 for Rett syndrome, we have multiple other early-stage research programs ongoing that target additional diseases with our Axiomer EON approach, including AX-1005 for undisclosed targets in CVD, AX-2911 for nonalcoholic steatohepatitis ("NASH"), AX-0601 for obesity and Type 2 diabetes, AX-9115 for rare metabolic condition, as well as multiple other targets in our discovery pipeline.

Our Partnership Strategy

Our business strategy is to develop and ultimately commercialize a broad pipeline of RNA therapies based on our Axiomer RNA editing platform technology. We are initially focused on developing an internal pipeline based on liver-originating diseases, including Cholestatic Diseases and CVD, among others. We believe there is broad applicability of the platform beyond liver and as part of the strategy to advance Axiomer, we have entered into, and expect to enter into additional collaboration and licencing agreements as a means of obtaining funding and capabilities to advance programs based on Axiomer.

A global licensing and research collaboration with Eli Lilly and Company focuses on the discovery, development, and commercialization of potential new medicines for genetic disorders using our Axiomer RNA editing technology with a focus on CNS and peripheral nervous system ("PNS"). The partnership, formed in 2021, initially focused on up to five targets. In December 2022, the partnership was expanded to up to ten targets, with an option for an additional five targets. Under the terms of the agreements, we received \$125 million upfront from Lilly and would be paid an additional \$50 million if Lilly exercises the option for five

additional targets. We are also eligible to receive up to approximately \$3.75 billion in milestones, as well as royalties on potential product sales.

In January 2024, we announced a collaboration with the RSRT, as described above. RSRT awarded ProQR approximately \$1 million as a research grant for the initial phase of the project, which will encompass editing oligonucleotide design and optimization, including evaluation in in vivo models for editing efficacy and MECP2 protein recovery. It is the intent of the partnership to be continued by an expanded co-funding arrangement following the initial discovery work. The co-funding of the next phase of the collaboration would enable clinical development of an Axiomer-based therapeutic for Rett syndrome MECP2.

We believe the platform holds significant further potential for strategic transactions.

Ophthalmology Assets

In August 2022, we made the decision to exclusively focus our strategy on the advancement of our Axiomer RNA editing technology and to partner our ophthalmology programs. In December 2023, we announced that we had completed a transaction divesting the late stage ophthalmic assets sepfarsen and ultevursen to Laboratoires Théa (“Théa”) who will continue the development of these therapies for patients with LCA10 and Usher Syndrome. Under the terms of the agreement, ProQR received an initial payment of € 8 million and may be eligible for up to € 165 million in further development, regulatory, and commercial earn-out payments upon related achieved milestones, as well as double-digit royalties based on commercial sales in the United States and EU.

Competition

The pharmaceutical industry is highly competitive and subject to rapid and significant technological change. Our potential competitors include large pharmaceutical, biotechnology, specialty pharmaceutical, and generic drug companies, academic institutions, government agencies and research institutions. Key competitive factors affecting the commercial success of our product candidates are likely to be efficacy, safety and tolerability profile, delivery, reliability, convenience of dosing, patient recruitment for clinical studies, price and reimbursement. Many of our existing or potential competitors have substantially greater financial, technical, and human resources than we do and significantly greater experience in the discovery and development of product candidates, obtaining U.S. Food and Drug Administration (“FDA”), European Medicines Agency (“EMA”) and other regulatory approvals of products and the commercialization of those products. Mergers and acquisitions in the pharmaceutical and biotechnology industries may result in even more resources being concentrated among a small number of our competitors. Accordingly, our competitors may be more successful than we may be in obtaining FDA or EMA approval for therapies and achieving widespread market acceptance. Our competitors’ products may be more effective, or more effectively marketed and sold, than any product we may commercialize and may render our therapies obsolete or non-competitive before we can recover development and commercialization expenses.

Our competitors are working on similar technologies in the field of RNA editing, but also in the field of gene editing and gene therapy as well as other types of therapies, such as small molecules, protein replacement or antibodies.

Main financial developments

Financial position

In 2023, our operating costs decreased compared to last year while our current ratio and solvency also decreased. At December 31, 2023, ProQR’s cash and cash equivalents amounted to € 118,925,000 compared to € 94,775,000 at December 31, 2022. Net cash generated by operating activities amounted to € 21,548,000 in the year ended December 31, 2023, whereas net cash used in operating activities amounted to

€ 68,508,000 in the year ended December 31, 2022. The Company experienced a net positive cash flow from operating activities in 2023 mainly because of the receipt of the Lilly up-front payment of € 56,412,000 in February 2023. In addition, total operating costs decreased by € 28,134,000 in 2023 compared to 2022, which had a further positive impact on net cash generated by operating activities.

Total equity decreased from € 66,681,000 to € 41,390,000 in the year ended December 31, 2023. At December 31, 2023, we had borrowings of € 4,292,000, which consisted of a loan from a government body. Based on the current state of affairs and existing funding, taking into account our current cash position and projected cash flows, it is justified that the financial statements are prepared on a going concern basis.

Income statement

We have generated losses since our inception in February 2012. For the years ended December 31, 2023 and 2022, we incurred net losses of € 27,735,000 and € 64,204,000, respectively. At December 31, 2023, we had an accumulated deficit of € 400,850,000. We expect to continue incurring losses for the foreseeable future as we invest in our Axiomer and Trident platforms and continue our (pre-)clinical studies of our product candidates.

In 2023 we realized revenue from our license and research collaboration agreement with Lilly amounting to € 6,514,000 (2022: € 3,237,000). The increase in Lilly revenue is due to new projects under the Lilly collaboration that were started in 2023. In 2023 we realized no revenue from our license and research collaboration agreement with Yarrow (2022: € 357,000). The decrease in Yarrow revenue is due to the termination of the Yarrow collaboration in the second quarter of 2022.

In 2023, other income consisted primarily of the net proceeds from the Company's divestment of its late-stage ophthalmic intellectual property assets, seprofarsen and ultevursen, to Théa. No such income was recognized in 2022. In 2022, other income included grant income from the Foundation Fighting Blindness ("FFB") for the purpose of developing ultevursen. FFB grant income amounted to € 594,000 in 2022 while no such income was recognized in 2023.

Research and development costs amounted to € 25,148,000 for the year ended December 31, 2023 compared to € 50,867,000 for the year ended December 31, 2022. These costs were primarily related to the development of our Axiomer platform, including costs incurred under the Lilly collaboration in 2023 and 2022. In 2022, the Company also incurred costs related to the seprofarsen and ultevursen clinical trials and the wind-down of those ophthalmology programs. Our research and development expenses are highly dependent on the development phases of our product candidates. Research and development expenses are expected to increase as we continue our joint research projects with Lilly and our investments in the Axiomer and Trident platforms, while progressing our internal pipeline targets towards clinical development.

The decrease in research and development costs in the year ended December 31, 2023 compared to the year ended December 31, 2022 includes the effects of:

- Lower costs of contract research organizations ("CROs") for the Phase 2/3 clinical trials for ultevursen. The trials were wound down in the second half of 2022 and wind-down costs were recognized in 2022. The Company incurred very limited further wind-down costs in 2023;
- Lower employee benefits (excluding share-based compensation) in 2023 compared to 2022, resulting from the effects of a reorganization in 2022, partly offset by a company-wide inflationary correction on salaries;
- Advisory costs relating to the Phase 2/3 clinical trials for ultevursen that we incurred in 2022 but not in 2023;
- The above effects are partly offset by increased expenses related to the development of our Axiomer platform in 2023.

General and administrative costs amount to € 16,236,000 for the year ended December 31, 2023 and € 18,651,000 for the year ended December 31, 2022. The decrease in general and administrative costs in the year ended December 31, 2023 compared to the year ended December 31, 2022 includes the effects of:

- Lower employee benefits (excluding share-based compensation) resulting from the effects of a reorganization in 2022, partly offset by a company-wide inflationary correction on salaries;
- The above effect is partly offset by increased share-based compensation, reflecting the higher value of grants of share options to general and administrative staff.

Outlook

We expect to continue to spend substantial amounts of cash to conduct further research and development and (pre-)clinical testing of our pipeline targets and to seek regulatory approvals for any current and future product candidates. Based on our current operating plans, we believe that our existing cash and cash equivalents will be sufficient to fund our anticipated level of operations into mid-2026. Given the development stage of the Company, we do not anticipate revenues from product sales in the foreseeable future.

Risks of fraud and non-compliance with laws and regulations

We are exposed to the risk of employee fraud or other misconduct. Misconduct by employees could include intentional failures to comply with FDA or EMA regulations or similar regulations of other foreign regulatory authorities, to provide accurate information to the FDA, the EMA or other foreign regulatory authorities, to comply with certain manufacturing standards, to comply with U.S. federal and state healthcare fraud and abuse laws and regulations and similar laws and regulations established and enforced by comparable foreign regulatory authorities, to report financial information or data accurately or to disclose unauthorized activities to us. In particular, sales, marketing and business arrangements in the healthcare industry are subject to extensive laws and regulations intended to prevent fraud, kickbacks, self-dealing and other abusive practices. These laws and regulations may restrict or prohibit a wide range of pricing, discounting, marketing and promotion, sales commission, customer incentive programs and other business arrangements. Employee misconduct could also involve the improper use of information obtained in the course of clinical trials, which could result in regulatory sanctions and serious harm to our reputation. We have adopted and implemented a Code of Business Conduct and Ethics, but it is not always possible to identify and deter employee misconduct, and the precautions we take to detect and prevent this activity, such as employee training on enforcement of the Code of Business Conduct and Ethics, may not be effective in controlling unknown or unmanaged risks or losses or in protecting us from governmental investigations or other actions or lawsuits stemming from a failure to be in compliance with such laws or regulations. If any such actions are instituted against us, and we are not successful in defending ourselves or asserting our rights, those actions and any imposition of significant fines or other sanctions could have a significant impact on our business and results of operations.

We monitor and assess applicable Dutch and U.S. federal and state corporate governance codes, rules, and regulations. We apply the 2022 Dutch Corporate Governance Code (the "Code"). We also are required to comply with all applicable U.S. securities laws and regulations, including the rules and regulations promulgated by the U.S. Securities and Exchange Commission ("SEC") pursuant to the U.S. Exchange Act of 1934 and the U.S. Sarbanes-Oxley Act of 2002, as well as the U.S. Nasdaq Capital Market ("Nasdaq") listing rules.

Our corporate governance structure is based on the requirements of the Dutch Civil Code, the company's Articles of Association and the rules and regulations applicable to companies listed on the Nasdaq. These procedures include a risk management and control system, as well as a system of assurance of compliance with laws and regulations.

Leiden, March 13, 2024

On behalf of the Management Board,

Daniel de Boer
CEO

Supervisory Board Report

ProQR Therapeutics has chosen a so-called two-tier system for its governance structure. In such a structure, the Supervisory Board supervises and advises the Management Board in performing their management tasks and setting the strategy of the Company. The Supervisory Board as well as its individual members act in the interests of the Company.

During the 2023 financial year, the Supervisory Board and its sub-committees held frequent and productive interactions with the Management Board. Where required by ProQR's articles of association, shareholder approvals or Dutch law, Management Board decision making was approved or endorsed by the Supervisory Board and matters of both short-term as well as long-term strategic importance were discussed in a constructive and transparent manner. Below is a more specific description of the Supervisory Board's activities during 2023 and other relevant information on its functioning.

Activities of the Supervisory Board

The Supervisory Board and the Management Board held six meetings in 2023. During these meetings, the Boards discussed, amongst other matters, the advancement of the Company's proprietary Axiomer RNA-editing platform technology, including our initial pipeline targets for internal development, ProQR's collaboration with Eli Lilly, the Company's patent protection related to Axiomer, the strategic divestment of our late-stage ophthalmic assets to Laboratoires Théa, as well as the Company's strategy and funding. The meetings were well attended with an average attendance rate of more than 98%. In addition, there were various informal meetings between the Supervisory Board and the Management Board during the course of 2023. Furthermore, the committees reported back on their activities to the full Supervisory Board on a regular basis.

Committees of the Supervisory Board

During 2023, the Supervisory Board had an audit committee, a compensation, nominating and corporate governance committee and a research and development committee, each of which has an adopted charter.

Compensation, Nominating and Corporate Governance Committee

The compensation, nominating and corporate governance committee (or, the "compensation committee") met five times in 2023. The meetings had an attendance rate of 100%.

Compensation matters

Attraction and retention of world class talent is a prerequisite for the success of ProQR and competitive compensation plays a vital role in our ability to achieve this. The compensation committee elected to offer compensation for all employees, including the Management Board, in the form of a fixed annual salary combined with variable, performance related, short- and long-term incentive elements. The compensation policy is designed based on the following principles:

- Three compensation pillars consisting of:
 - Annual base salary;
 - Short Term Incentive (annual cash bonus); and
 - Long Term Incentive (share-based compensation plan).
- Flexibility: The compensation policy should provide flexibility to allow the Supervisory Board, acting on the recommendation of the compensation committee, to reward the Management Board in a fair and equitable manner;

- The compensation policy should drive the right kind of management behavior, discourage unjustified risk taking and minimize any gaming opportunity;
- The compensation policy should pay for performance, considering not only the measurable financial performance of / or milestones achieved by the Company, but also, where appropriate, the efforts made by the Management Board, individually and as a group, in managing the Company. For the variable components, the compensation committee performs an analysis of the possible outcomes under different scenarios;
- Design of the compensation policy shall be based on current legislation applicable in the Netherlands;
- The compensation policy shall foster alignment of interests with shareholders;
- The pension of the Management Board shall be based on the defined contribution system; and
- Pay differentials and position within the Company are considered and evaluated regularly.

Compensation report 2023

In line with the practice of regularly reviewing the Compensation Policy, the Compensation Committee evaluated and reviewed the Compensation Policy in 2023. Based on the outcomes of the review no changes were made to the Compensation Policy for the Management Board.

The following summarizes the decisions made with respect to the Management Board's 2023 compensation:

Annual Base Salary

The compensation committee reviewed the annual base salary of the Management Board taking into consideration the compensation reference group as contained in the compensation policy. Based on this review the annual base salary level for 2023 has been set at € 485,000 for the CEO, Daniel de Boer and at € 380,000 for the Chief Corporate Development Officer and General Counsel, René Beukema.

Short Term Incentive

The compensation committee reviewed the performance of the Company during 2023 in comparison to the objectives and reviewed the achievements of the Management Board versus the corporate goals. Based on the recommendation of the compensation committee, the Supervisory Board decided in late 2023 that the Company has achieved 125% of the objectives that had been set to determine the bonus awards for the year 2023. For 2023 the individual bonus amounted to € 643,000 for Mr. de Boer and € 481,000 for Mr. Beukema. Mr. de Boer's and Mr. Beukema's bonuses were paid in cash partly in the fourth quarter of 2023 and partly in the first quarter of 2024.

Long Term Incentive

Based on the recommendation of the compensation committee, the Supervisory Board decided to grant stock options to Mr. de Boer and Mr. Beukema. Based on this decision, in 2023 stock options with an average exercise price of \$ 3.41 have been granted to Mr. de Boer with respect to 442,182 shares. Stock options with an exercise price of \$ 3.41 have been granted to Mr. Beukema with respect to 132,123 shares.

Pensions

The pension contributions for Mr. de Boer and Mr. Beukema paid during 2023 amount to € 27,000 and €23,000, respectively.

Internal pay ratio

The internal pay ratio between the average pay of our employees and our Management Board is calculated based on the average remuneration based on short term and long-term incentives. The pay ratio is 16:1 for 2023 (2022: 9:1).

Supervisory Board remuneration

For 2023, members of our Supervisory Board received board fees of € 34,000 per year and the chairperson received a fee of € 63,000 per year. In addition, audit committee members received a fee of € 7,000 and the audit committee chairperson received a fee of € 15,000 per year; compensation committee members received a fee of € 5,500 and the chairperson of this committee received a fee of € 12,000 per year, and research and development committee members received a fee of € 5,500 and the chairperson of the research and development committee received a fee of € 12,000 per year. Further, Supervisory Board members were granted options, as set out in Note 27 to the financial statements.

Nominating and Corporate Governance Matters

With respect to nominating and corporate governance matters, the compensation committee assists our Supervisory Board in selecting individuals qualified to become our Supervisory Board members and Management Board members, in determining the composition of the Management Board, Supervisory Board and its committees and our officers in developing and recommending a set of corporate governance guidelines applicable to ProQR. In furtherance of this, the compensation committee is responsible for recommending to the Supervisory Board persons to be nominated for election or re-election to the Supervisory Board and the Management Board at any meeting of the shareholders; overseeing the Supervisory Board's annual review of its own performance and the performance of its committees; and considering, preparing and recommending to the Supervisory Board a set of corporate governance guidelines.

Research and Development Committee

The research and development committee met four times in 2023. The meetings had an attendance rate of 100%. The research and development committee assists the Supervisory Board in overseeing our product pipeline and research and development strategy. The research and development committee is responsible for, among other things, reviewing ProQR's research and development strategy, including the long-term strategy goals and objectives; reviewing and assessing quality of the research and development programs; reviewing the progress of the product pipeline, including a review and analysis of the progress and results of pre-clinical studies and clinical trials; reviewing and advising the Management Board about strategic opportunities to enhance innovation and development; reviewing and assessing scientific activities critical to the success of ProQR's research and development strategy; and organizing and chairing meetings with ProQR's scientific advisory board for supporting its review and assessment ProQR's research and development strategy.

Audit Committee

The audit committee met four times in 2023. The meetings had an attendance rate of 92%. The main topics that were addressed include the quarterly results, financial risk management, compliance (including SOx), the audit plan, audit updates and audit report of the current external auditor, cash management, tax and corporate governance.

The audit committee also reviewed ProQR's annual financial statements, including non-financial information, prior to publication thereof. The financial statements for 2023 have been audited and provided with an unqualified opinion by our external auditor, KPMG Accountants N.V. ("KPMG"), and were extensively discussed with the auditors in the meetings of the Supervisory Board, Audit Committee and Management Board on March 12, 2024. The Supervisory Board is of the opinion that the 2023 Financial Statements meet all the applicable requirements and recommends that the Annual General Meeting of Shareholders adopt the financial statements and the appropriation of net result proposed by the Management Board.

The Company's external auditor attended all audit committee meetings. The audit committee evaluates the performance of KPMG as independent external auditor annually. Due to the limited size of the Company, it was concluded that there was currently no need to appoint an internal auditor.

The Supervisory Board is responsible for the quality of its own performance and it discusses, once a year on its own, without the Management Board present, both its own functioning and that of the individual members, and the functioning of the Management Board. The Supervisory Board discussed its functioning and competencies and concluded that its functioning and competencies are appropriate for the current phase of the company. The Supervisory Board continues to assess its composition and functioning on an ongoing basis with the aim to ensure and maintain the requisite expertise, experience and diversity. The performance and composition of the Management Board were also found to be adequate. We feel the additional efforts of all staff at ProQR form a strong foundation for the success and growth of the Company and all milestones reached this past year. Therefore, we would like to express our thanks to the Management Board, senior management and all other employees for their contribution and performance during the year. We thank our shareholders for their continued support.

Leiden, March 13, 2024

On behalf of the Supervisory Board,

Dinko Valerio
Chairman

Corporate Governance

ProQR values the importance of complying with Corporate Governance regulations. At the same time, the Board of Directors is of the opinion that certain deviations from the provisions of the Dutch Corporate Governance Code 2022 (“DCGC” or “the Code”) are justified, in view of our activities, our size and the specific circumstances in which we operate. In such cases, which are mentioned in this corporate governance statement, we apply the “comply or explain” principle.

Deviations from certain aspects of the Code, when deemed necessary in the interests of the Company, will be disclosed in the Annual Report. Most deviations are justified due to our Company being listed in the United States with most of our investors being outside of the Netherlands, as well as to the international business focus of our Company. As a Company listed on NASDAQ, we comply with NASDAQ’s corporate governance listing standards, except for instances where we follow our home country’s corporate governance practices in lieu of certain NASDAQ’s standards as explained below, as NASDAQ investors are more familiar with NASDAQ’s rules than with the Code.

In this report, the Company addresses its overall corporate governance structure and states to what extent and how it applies the principles and best practice provisions of the Code. This report also includes the information which the Company is required to disclose pursuant to the Dutch governmental decree on Article 10 Takeover Directive and the governmental decree on Corporate Governance.

Substantial changes in the Company’s corporate governance structure and in the Company’s compliance with the DCGC, if any, will be submitted to the General Meeting of Shareholders for discussion under a separate agenda item. The Supervisory Board and the Management Board, which are responsible for the corporate governance structure of the Company, are of the opinion that the principles and best practice provisions of the DCGC that are addressed to the Management Board and the Supervisory Board, are interpreted and implemented in line with the best practices followed by the Company, are being applied.

The full text of the DCGC can be found at the website of the Monitoring Commission Corporate Governance Code (www.mccg.nl) and for an overview of our conformity with the Code the following documents are available at our website (www.ProQR.com): audit committee charter, compensation committee charter, nominating and corporate governance committee charter and our code of business conduct and ethics.

Management Board

ProQR is dedicated to improve the lives of patients and their loved ones through the development of RNA therapies for severe genetic rare diseases. The expectations and interests of our stakeholders is a key reference point in establishing our sustainable long term strategy.

The Management Board’s role is to develop sustainable long term value creation by means of a strategy to pursue the sustainable long term success of ProQR, as further set out in the *Message to Shareholders* section. The strategy contains multiple elements linked to the Corporate Governance Code:

- Implementation and feasibility;
- Business model applied by the company;
- Opportunities and risks;
- Operational and financial objectives;
- Interest of shareholders;
- Impact in the field of sustainability, including the effects on people and the environment;
- Paying a fair share of tax in the countries in which ProQR operates;
- Impact of new technologies and changing business models;
- Any other relevant aspects such as charity and patient organizations.

The Management Board executes the strategy by assuming the authority and responsibilities assigned to it by Dutch corporate law and by combining expertise and experience with entrepreneurial leadership. The Management Board operates under the supervision of the Supervisory Board. The Management Board is required to:

- Keep the Supervisory Board informed in a timely manner in order to allow the Supervisory Board to carry out its responsibilities;
- Consult with the Supervisory Board on important matters; and
- Submit important decisions to the Supervisory Board for its approval.

Our Management Board may perform all acts necessary or useful for achieving our corporate purposes, other than those acts that are prohibited by law or by our articles of association. The Management Board as a whole and any Management Board member individually, are authorized to represent us in dealings with third parties.

Under our articles of association, the number of Management Board members is determined by the Supervisory Board, and the Management Board must consist of at least one member. The Supervisory Board elects a Chief Executive Officer ("CEO") from among the members of the Management Board.

Members of the Management Board are appointed by the general meeting of shareholders upon a binding nomination of the Supervisory Board. Our general meeting of shareholders may at all times deprive such a nomination of its binding character by a resolution passed by at least two-thirds of the votes cast representing more than 50% of our issued share capital, following which our Supervisory Board shall draw up a new binding nomination.

Our Management Board rules provide that, unless the resolution appointing a Management Board member provides otherwise, members of our Management Board will serve for a maximum term of four years. Our articles of association provide that the Management Board members must retire periodically in accordance with a rotation schedule adopted by the Management Board. A Management Board member who retires in accordance with the rotation schedule may be reappointed immediately for a term of not more than four years at a time.

Our Management Board currently consists of the CEO, Daniel de Boer, and the Chief Corporate Development Officer and General Counsel, René Beukema. The Management Board is supported by senior management consisting of the Chief Scientific Officer, the Chief Financial Officer, and the Chief People and Operations Officer. The Supervisory Board monitors the composition of the Management Board and senior management team on an ongoing basis to ensure the requisite expertise, experience and diversity is maintained.

Supervisory Board

Our Supervisory Board is responsible for the supervision of the activities of our Management Board and our Company's general affairs and business. Our Supervisory Board may, also on its own initiative, provide the Management Board with advice and may request any information from the Management Board that it deems appropriate. In performing its duties, the Supervisory Board is required to act in the interests of our Company (including its stakeholders) and its associated business as a whole. The members of the Supervisory Board are not authorized to represent us in dealings with third parties.

Pursuant to Dutch law, members of the Supervisory Board must be natural persons. Under our articles of association, the number of Supervisory Board members is determined by our Supervisory Board itself, provided there will be at least three Supervisory Board members. Our articles of association provide that members of the Supervisory Board are appointed by the general meeting of shareholders upon a binding nomination by the Supervisory Board. Our general meeting of shareholders may at all times deprive such a nomination of its binding character by a resolution passed by at least two-thirds of the votes cast representing more than 50% of our issued share capital, following which our Supervisory Board shall draw up a new binding nomination.

Our Supervisory Board rules provide that members of our Supervisory Board will serve for a maximum duration of three terms of four years. Our articles of association provide that the Supervisory Board members must retire periodically in accordance with a rotation schedule adopted by the Supervisory Board. A Supervisory Board member who retires in accordance with the rotation schedule can be reappointed immediately. The Supervisory Board appoints a chairman from among its members.

With the exception of Theresa Heggie, each member of our Supervisory Board has been and remains fully independent within the meaning of Nasdaq Rule 5605(a)(2) and best practice provision 2.1.8 of the DCGC. Ms. Heggie was, prior to her appointment on the Supervisory Board in 2023, employed by ProQR as Chief Commercial Officer and Chief Operations Officer. Having been employed by the company within three years prior to her appointment on the Supervisory Board, Ms. Heggie does not qualify as independent within the meaning of Nasdaq Rule 5605(a)(2) and best practice provision 2.1.8 of the Code. We believe her membership of the Supervisory Board is justified by her specific knowledge of and experience with our business and company. Moreover, we do comply with best practice provision 2.1.7 of the DCGC, as only one out of 6 supervisory board members is not independent under best practice provision 2.1.8 of the Code and they are so under different criteria of said provision 2.1.8.

Under our articles of association, the general meeting of shareholders may suspend or remove Supervisory Board members at any time. A resolution of our general meeting of shareholders to suspend or remove a Supervisory Board member may be passed by a simple majority of the votes cast, provided that the resolution is based on a proposal by our Supervisory Board. In the absence of a proposal by our Supervisory Board, a resolution of our general meeting of shareholders to suspend or remove a Supervisory Board member shall require a majority of at least two-thirds of the votes cast representing more than 50% of our issued share capital.

In a meeting of the Supervisory Board, each Supervisory Board member is entitled to cast one vote. A Supervisory Board member may grant a written proxy to another Supervisory Board member to represent him/her at a meeting of the Supervisory Board. All resolutions by our Supervisory Board are adopted by a simple majority of the votes cast unless our Supervisory Board rules provide otherwise. In case of a tie in any vote of the Supervisory Board, the chairman of the Supervisory Board shall have the casting vote. Our Supervisory Board may also adopt resolutions outside a meeting, provided that such resolutions are adopted in writing, all Supervisory Board members are familiar with the resolution to be passed and provided that no Supervisory Board member objects to such decision-making process.

A succession plan for Supervisory Board members is in place that is aimed at retaining the balance in the requisite expertise, experience and diversity.

Committees of the Supervisory Board

In 2023, the Supervisory Board had an audit committee, a compensation, nominating and corporate governance committee and a research and development committee. We adopted a charter for each of these committees.

Audit Committee

Our audit committee consists of Bart Filius (chairman), Alison F. Lawton and Begoña Carreño (replacing Antoine Papiernik per the AGM of 2023).

Each member satisfies the independence requirements of the NASDAQ listing standards / Rule 10A-3(b)(1) under the Exchange Act, and each member meets the criteria for independence set forth in best practice 2.1.8 of the DCGC. Bart Filius qualifies as an “audit committee financial expert,” as defined by the SEC in Item 16A: “Audit Committee Financial Expert” and as determined by our Supervisory Board. The audit committee oversees our accounting and financial reporting processes and the audits of our financial statements. The audit committee is responsible for, among other things:

- the operation of the internal risk management and control systems, including supervision of the enforcement of relevant primary and secondary legislation, and supervising the operation of codes of conduct;
- the provision of financial information by the Company (choice of accounting policies, application and assessment of the effects of new rules, information about the handling of estimated items in the financial statements, forecasts, work of internal and external auditors, etc.);
- compliance with recommendations and observations of internal and external auditors;
- the policy of the company on tax planning;
- relations with the external auditors, including, in particular, appointment of the external auditors, their independence, remuneration and any non-audit services for the Company;
- the financing of the Company;
- the applications of information and communication technology, including risks relating to cyber security;
- annually reviewing the need for an internal audit function: the Supervisory Board has decided not to create an internal audit function for the time being, since the current scope of the business does not justify such a full-time role. The Supervisory Board has delegated an active role to its Audit Committee in the design, implementation and monitoring of internal risk management and control system to manage the significant risks to which the Company is exposed;
- reviewing and approving all proposed related party transactions;
- discussing the annual audited statutory financial statements with the Management Board; and
- annually reviewing and reassessing the adequacy of our audit committee charter

Compensation, Nominating and Corporate Governance Committee

Our compensation, nominating and corporate governance committee consists of Theresa Heggie (chairman), Dinko Valerio and James Shannon. With the exception of Theresa Heggie, each member satisfies the independence requirements of the NASDAQ listing standards. In addition, with the exception of Theresa Heggie each member meets the criteria for independence set forth in best practice provision 2.1.8 of the DCGC. With respect to compensation matters, the compensation, nominating and corporate governance committee assists our supervisory board in reviewing and approving or recommending our compensation structure, including all forms of compensation relating to our supervisory board members, our Management Board members and our officers. Members of our Management Board may not be present at any

compensation, nominating and corporate governance committee meeting while their compensation is deliberated. With respect to nominating and corporate governance matters, the compensation, nominating and corporate governance committee assists our Supervisory Board in selecting individuals qualified to be nominated as Supervisory Board members and Management Board members, in determining the composition of the Management Board, Supervisory Board and its committees and our officers and in developing, recommending and keeping up to date the corporate governance guidelines as adopted by the Management Board and the Supervisory Board. Subject to and in accordance with the terms of the compensation policies in place from time to time and as approved by our general meeting of shareholders, as required by Dutch law, the compensation, nominating and corporate governance committee is responsible for, among other things:

- reviewing and making recommendations to the supervisory board with respect to compensation of our Management Board and Supervisory Board members;
- reviewing and approving the compensation, including equity compensation, change-of-control benefits and severance arrangements, of our officers (not part of our Management Board or Supervisory Board) as it deems appropriate;
- overseeing the evaluation of our Management Board members and our officers;
- reviewing periodically and making recommendations to our Supervisory Board with respect to any incentive compensation and equity plans, programs or similar arrangements;
- exercising the rights of our Supervisory Board under any equity plans, except for the right to amend any such plans unless otherwise expressly authorized to do so;
- attending to such other matters as are specifically delegated to our compensation committee by our Supervisory Board from time to time;
- approving the compensation package for the officers;
- periodically reviewing, in consultation with our CEO, our Management Board and our officers succession planning;
- recommending to the Supervisory Board persons to be nominated for election or re-election to the Supervisory Board and the Management Board at any meeting of the shareholders;
- overseeing the Supervisory Board's annual review of its own performance and the performance of its committees; and
- considering, preparing and recommending to the Supervisory Board on the corporate governance guidelines.

Our Supervisory Board may also delegate certain tasks and powers under our share-based compensation plan to the compensation, nominating and corporate governance committee.

Research and Development Committee

Our research & development committee consists of James Shannon (chairman), Dinko Valerio and Alison F. Lawton. Each member satisfies the independence requirements of the NASDAQ listing standards. In addition, each member meets the criteria for independence set forth in best practice provision 2.1.8 of the DCGC. The research & development committee assists the supervisory board in overseeing our product pipeline and research and development strategy. The research & development committee is responsible for, among other things:

- reviewing the Company's research and development strategy, including the long-term strategy goals and objectives;
- reviewing and assessing quality of the research and development programs;
- reviewing the progress of the platform development, product pipeline, including a review and analysis of the progress and results of pre-clinical studies and clinical trials (if and when applicable);

- reviewing and advising the management board about strategic opportunities to enhance innovation and development;
- reviewing and assessing scientific activities critical to the success of the Company's research and development strategy; and
- organizing and chairing meetings with the Company's scientific advisory board for supporting its review and assessment the company's research and development strategy.

Insurance and Indemnification of Management Board and Supervisory Board Members

Under Dutch law, Management Board members, Supervisory Board members and certain other representatives may be held liable for damages in the event of improper or negligent performance of their duties. They may be held jointly and severally liable for damages to the Company for infringement of the articles of association or of certain provisions of the Dutch Civil Code. They may also be liable towards third parties for infringement of certain provisions of the Dutch Civil Code. In certain circumstances they may also incur additional specific civil and criminal liabilities.

Our articles of association provide that we will indemnify our Management Board members, Supervisory Board members, former Management Board members and former Supervisory Board members (each an "Indemnified Person") against (i) any financial losses or damages incurred by such Indemnified Person and (ii) any expense reasonably paid or incurred by such Indemnified Person in connection with any threatened, pending or completed suit, claim, action or legal proceedings, whether civil, criminal, administrative or investigative and whether formal or informal, in which he or she becomes involved, to the extent this relates to his or her position with the Company, in each case to the fullest extent permitted by applicable law. No indemnification shall be given to an Indemnified Person (a) if a Dutch court has established, without possibility for appeal, that the acts or omissions of such Indemnified Person that led to the financial losses, damages, suit, claim, action or legal proceedings result from either an improper performance of his duties as an officer of the Company or an unlawful or illegal act and (b) to the extent that his or her financial losses, damages and expenses are covered by an insurance and the insurer has settled these financial losses, damages and expenses (or has indicated that it would do so). Our Supervisory Board may stipulate additional terms, conditions and restrictions in relation to such indemnification.

Composition of the boards and diversity

Our Supervisory Board has three male members and three female members. Our Management Board and the senior management team are jointly comprised of five people, one female and four male members. We support diversity of i.a. gender, cultural background and age in our Company. ProQR maintains a culture that reflects that ProQR is a multicultural company representing employees from over twenty countries. The culture is represented by the commitment to conducting our business ethically and to observing applicable laws, rules and regulations. In this context the Code of Conduct and Whistleblowing policy are implemented and strongly anchored in the organization. Effectiveness of the Code of Conduct is monitored periodically.

Our current Management Board and Supervisory Board members were selected based on the required profile and talent and abilities of the members without positive or negative bias on gender, culture or age. In the future, this will continue to be our basis for selection of new Board members or employees.

General Meeting of Shareholders

General meetings of shareholders can be held in Leiden, Amsterdam, Rotterdam, Schiphol Airport (municipality Haarlemmermeer), The Hague, Oegstgeest, Leidschendam, Katwijk, Noordwijk or Wassenaar, the Netherlands. All shareholders and others entitled to attend general meetings of shareholders are authorized to attend the general meeting of shareholders, to address the meeting and, in so far as they have such right, to vote, either in person or by proxy.

Annually, at least one general meeting of shareholders shall be held, within six months after the end of our financial year. A general meeting of shareholders shall also be held within three months after our Management Board has considered it to be likely that the Company's equity has decreased to an amount equal to or lower than half of its paid up and called up capital. If the Management Board and Supervisory Board have failed to ensure that such general meetings of shareholders as referred to in the preceding sentences are held in a timely fashion, each shareholder and other person entitled to attend shareholders' meetings may be authorized by the Dutch court to convene the general meeting of shareholders.

Our Management Board and our Supervisory Board may convene additional extraordinary general meetings of shareholders whenever they so decide. Pursuant to Dutch law, one or more shareholders and/or others entitled to attend general meetings of shareholders, alone or jointly representing at least ten percent of our issued share capital may on their application, be authorized by the Dutch court to convene a general meeting of shareholders. The Dutch court will disallow the application if it does not appear to it that the applicants have previously requested that the Management Board or Supervisory Board convenes a shareholders' meeting and neither the Management Board nor the Supervisory Board has taken the necessary steps so that the shareholders' meeting could be held within six weeks after the request.

General meetings of shareholders are convened by a notice which includes an agenda stating the items to be discussed. For the annual general meeting of shareholders the agenda will include, among other things, the adoption of our annual accounts, the appropriation of our profits or losses, discharge of the members of the Management Board for their management, discharge of the members of the Supervisory Board for their supervision on the management and proposals relating to the composition and filling of any vacancies of the Management Board or Supervisory Board. In addition, the agenda for a general meeting of shareholders includes such items as have been included therein by our Management Board or our Supervisory Board. Pursuant to Dutch law, one or more shareholders and/or others entitled to attend general meetings of shareholders, alone or jointly representing at least 3% of the issued share capital have the right to request the inclusion of additional items on the agenda of shareholders' meetings. Such requests must be made in writing, substantiated, or by a proposal for a resolution and received by us no later than the sixtieth day before the day the relevant general meeting is held. No resolutions will be adopted on items other than those which have been included in the agenda.

We will give notice of each general meeting of shareholders by publication on our website and, to the extent required by applicable law, in a Dutch daily newspaper with national distribution, and in any other manner that we may be required to follow in order to comply with Dutch law, applicable stock exchange and SEC requirements. We will observe the statutory minimum convening notice period for a general meeting of shareholders.

Pursuant to our articles of association, our Management Board may determine a registration date ("registratiedatum") of 28 calendar days prior to a general meeting of shareholders to establish which shareholders and others with meeting rights are entitled to attend and, if applicable, vote in the general meeting of shareholders. The registration date, if any, and the manner in which shareholders can register and exercise their rights will be set out in the convocation notice of the general meeting. Our articles of association provide that a shareholder must notify the Company in writing of his or her identity and his or her intention to attend (or be represented at) the general meeting of shareholders, such notice to be received by us ultimately on the seventh day prior to the general meeting. If this requirement is not complied with or if upon direction of the Company to that effect no proper identification is provided by any person wishing to enter the general meeting of shareholders, the chairman of the general meeting of shareholders may, in his or her sole discretion, refuse entry to the shareholder or his or her proxy holder.

Pursuant to our articles of association, our general meeting of shareholders is chaired by the chairman of our Supervisory Board. If the chairman of our Supervisory Board is absent and has not charged another person to chair the meeting in his place, the Supervisory Board members present at the meeting shall appoint one of them to be chairman. If no Supervisory Board members are present at the general meeting of shareholders, the general meeting of shareholders will be chaired by our CEO or, if our CEO is absent, another Managing Board member present at the meeting and, if none of them is present, the general meeting shall appoint its own chairman. The person who should chair the meeting may appoint another person in his stead.

The chairman of the general meeting may decide at his discretion to admit other persons to the meeting. The chairman of the general meeting shall appoint another person present at the shareholders' meeting to act as secretary and to minute the proceedings at the meeting. The chairman of the general meeting may instruct a civil law notary to draw up a notarial report of the proceedings at the Company's expense, in which case no minutes need to be taken. The chairman of the general meeting is authorized to eject any person from the general meeting of shareholders if the chairman considers that person to disrupt the orderly proceedings. The general meeting of shareholders shall be conducted in the English language.

Voting Rights and Quorum Requirements

In accordance with Dutch law and our articles of association, each issued ordinary share and preferred share confers the right on the holder thereof to cast one vote at the general meeting of shareholders. The voting rights attached to any shares held by us or our direct or indirect subsidiaries are suspended as long as they are held in treasury. Dutch law does not permit cumulative voting for the election of Management Board members or Supervisory Board members.

Voting rights may be exercised by shareholders or by a duly appointed proxy holder (the written proxy being acceptable to the chairman of the general meeting of shareholders) of a shareholder, which proxy holder need not be a shareholder. Our articles of association do not limit the number of shares that may be voted by a single shareholder.

Under our articles of association, blank votes, abstentions and invalid votes shall not be counted as votes cast. Further, shares in respect of which a blank or invalid vote has been cast and shares in respect of which the person with meeting rights who is present or represented at the meeting has abstained from voting are counted when determining the part of the issued share capital that is present or represented at a general meeting of shareholders. The chairman of the general meeting shall determine the manner of voting and whether voting may take place by acclamation.

In accordance with Dutch law and generally accepted business practices, our articles of association do not provide quorum requirements generally applicable to general meetings of shareholders. To this extent, our practice varies from the requirement of NASDAQ Listing Rule 5620(c), which requires an issuer to provide in its bylaws for a generally applicable quorum, and that such quorum may not be less than one-third of the outstanding voting shares.

Resolutions of the general meeting of shareholders are adopted by a simple majority of votes cast without quorum requirement, except where Dutch law or our articles of association provide for a special majority and/or quorum in relation to specified resolutions.

Anti-takeover provisions

We have adopted several provisions that may have the effect of making a takeover of our Company more difficult or less attractive, including:

- granting a perpetual and repeatedly exercisable call option to a protection foundation, which confers upon the protection foundation the right to acquire, under certain conditions, the number of preferred shares in the capital of the Company. The issuance of such preferred shares will occur upon the protection foundation's exercise of the call option and will not require shareholder consent;
- the staggered four-year terms of our Supervisory Board members, as a result of which only approximately one-fourth of our Supervisory Board members will be subject to election in any one year;
- a provision that our Management Board members and Supervisory Board members may only be appointed upon a binding nomination by our Supervisory Board, which can be set aside by a two-thirds majority of our shareholders representing more than half of our issued share capital;
- a provision that our Management Board members and Supervisory Board members may only be removed by our general meeting of shareholders by a two-thirds majority of votes cast representing more than 50% of our issued share capital (unless the removal was proposed by the Supervisory Board); and
- a requirement that certain matters, including an amendment of our articles of association, may only be brought to our shareholders for a vote upon a proposal by our Management Board that has been approved by our Supervisory Board.

Deviations from the Dutch Corporate Governance Code

The Code contains a "comply-or-explain" principle, offering the possibility to deviate from the Code as long as any such deviations are explained. We acknowledge the importance of good corporate governance. However, at this stage, we do not comply with all the provisions of the DCGC for specific reasons. The main deviations from best practice provisions are listed below.

- Best practice provision 1.1.5 stipulates that a policy for dialogue with the relevant stakeholders on the sustainability aspects of the strategy should be drawn up. The Company has not formulated such policy as it believes this is already covered by our regular process for public disclosure of information.
- Pursuant to the best practice provisions 3.1.2.vi and 3.1.2.vii of the DCGC, options granted to our Management Board members should not be exercisable during the first three years after the date of grant; shares granted to our Management Board members for no financial consideration should be retained by them for a period of at least five years or until they cease to hold office, whichever is the shorter period; and the number of options and/or shares granted to our management Board members should be dependent on the achievement of pre-determined performance criteria. We do not intend to comply with all of the above requirements as we believe it is in the best interest of the company to attract and retain highly skilled Management Board members on conditions based on market competitiveness.
- Pursuant to best practice provision 3.2.3 the remuneration of the Management Board in the event of dismissal may not exceed one year's salary. The management services agreements with our Management Board members provide for a lump-sum equal to 24 months of the individual's monthly gross fixed salary in case of dismissal following a change of control. Based on the risk profile of the Company and to be able to attract highly skilled management, we believe this period to be appropriate.
- Best practice provision 3.3.2 prohibits the granting of shares or rights to shares to members of the Supervisory Board as compensation. It is common practice for companies listed on the NASDAQ Capital Market to grant shares to the members of the Supervisory Board as compensation, in order to align the interests of the members of the Supervisory Board with our interests and those of our shareholders, and we have granted and expect to grant options to acquire ordinary shares to some of our Supervisory Board members.
- Pursuant to best practice provision 3.3.3, any shares held by Supervisory Board members are long-term investments. We do not request our Supervisory Board members to comply with this provision. We believe it is in the best interest of the Company not to apply this provision in order to be able to attract and retain highly skilled Supervisory Board members on internationally competitive terms.

- Best practice provision 4.2.2 stipulates that an outline policy on bilateral contacts with the shareholders shall be formulated and published on the Company's website. The Company has not formulated such policy as it believes this is already covered by our regular process for public disclosure of information.
- Best practice provision 4.2.3 stipulates that meetings with analysts, presentations to analysts, presentations to investors and institutional investors and press conferences must be announced in advance on the Company's website and by means of press releases. Provision must be made for all shareholders to follow these meetings and presentations in real time, for example by means of webcasting or telephone. After the meetings, the presentations must be posted on the Company's website. We believe that enabling shareholders to follow in real time all the meetings with analysts, presentations to analysts and presentations to investors, would create an excessive burden on our resources and therefore, we do not intend to comply with all of the above requirements.
- Best practice provision 4.3.3 provides that the general meeting of shareholders may pass a resolution to cancel the binding nature of a nomination for the appointment of a member of the Management Board or of the Supervisory Board or a resolution to dismiss such member by an absolute majority of the votes cast. It may be provided that such majority should represent a given proportion of the issued capital, but this proportion may not exceed one third. In addition, best practice 4.3.3 provides that if such proportion of the share capital is not represented at the meeting, but an absolute majority of the votes cast is in favor of a resolution to cancel the binding nature of the nomination, a new general meeting of shareholders will be convened where the resolution may be adopted by absolute majority, regardless of the proportion of the share capital represented at the meeting. Our articles of association provide that these resolutions can only be adopted with at least a 2/3 majority which must represent more than 50% of our issued capital, and that no such second meeting will be convened, because we believe that the decision to overrule a nomination by the Management Board or the Supervisory Board for the appointment or dismissal of a member of our Management Board or of our Supervisory Board must be widely supported by our shareholders.

Summary of significant corporate governance differences from NASDAQ Listing Standards

Our ordinary shares are listed on NASDAQ. The Sarbanes-Oxley Act of 2002, as well as related rules subsequently implemented by the SEC, requires foreign private issuers, including our Company, to comply with various corporate governance practices. As a foreign private issuer, subject to certain exceptions, the NASDAQ listing standards permit a foreign private issuer to follow its home country practice in lieu of the NASDAQ listing standards. Our corporate governance practices differ in certain aspects from those that U.S. companies must adopt in order to maintain a NASDAQ listing. The home country practices followed by our Company in lieu of NASDAQ rules are described below:

- We do not intend to follow NASDAQ's quorum requirements applicable to meetings of shareholders. In accordance with Dutch law and generally accepted business practice, our articles of association do not provide quorum requirements generally applicable to general meetings of shareholders.
- We do not intend to follow NASDAQ's requirements regarding the provision of proxy statements for general meetings of shareholders. Dutch law does not have a regulatory regime for the solicitation of proxies and the solicitation of proxies is not a generally accepted business practice in the Netherlands. We do intend to provide shareholders with an agenda and other relevant documents for the general meeting of shareholders and shareholders will be entitled to give proxies and voting instructions to us and/or third parties.
- We do not intend to follow NASDAQ's requirements regarding the independence of all members of the compensation, nominating and corporate governance committee. Dutch law and the DCGC do not require that the compensation, nominating and corporate governance committee be composed entirely of independent directors and only requires a mere majority. In accordance with Dutch law and the DCGC, our compensation, nominating and corporate governance committee consists of a majority of members who qualify as independent under applicable NASDAQ standards and under the DCGC.

- We do not intend to follow NASDAQ's requirements regarding NASDAQ Listing Rule 5605(b)(2), which mandates that independent directors must meet at regularly scheduled executive sessions where only independent directors are present. In accordance with Dutch law and the DCGC, our directors may choose to meet in executive sessions at their discretion.

We intend to take all actions necessary for us to maintain compliance as a foreign private issuer under the applicable corporate governance requirements of the Sarbanes-Oxley Act of 2002, the rules adopted by the SEC and NASDAQ's listing standards.

Controls and procedures

In accordance with the Dutch Corporate Governance Code, we have assessed the design and operational effectiveness of our Risk & Control framework. Based on the activities performed during 2023, and in accordance with provision 1.4.3, the Management Board considers that:

- this report provides sufficient insights into any failings in the effectiveness of the internal risk management and control systems;
- the aforementioned systems provide reasonable assurance that the financial reporting does not contain any material inaccuracies;
- based on the current state of affairs, it is justified that the financial reporting is prepared on a going concern basis; and
- the report states those material risks and uncertainties that are relevant to the expectation of the company's continuity for the period of twelve months after the preparation of this report.

In accordance with the Dutch Financial Supervision Act, section 5.25c, the Management Board declares that, to the best of its knowledge:

- the financial statements for 2023 provide, in accordance with IFRS as endorsed by the EU, a true and fair view of the consolidated assets, liabilities and financial position as at December 31, 2023, and of the 2023 consolidated income statement of ProQR Therapeutics N.V.;
- the annual report provides a true and fair view of the situation as at December 31, 2023, and the state of affairs during the financial year 2023, together with a description of the principal risks faced by the Company.

Diversity

We value diversity as a way of recognizing and valuing the differences between individuals to come to the most efficient and effective way to achieve our strategic objectives. For our Supervisory Board members, this means that when making recommendations to the general meeting for the (re-)appointment of Supervisory Board members, the Supervisory Board will aim for a diverse composition in terms of such factors as gender and age, in accordance with our diversity policy as may be in force from time to time. Under Dutch law reporting rules, we will be required to address diversity of our Supervisory Board members in our Annual Report or in the report of the Supervisory Board (bestuursverslag): (i) composition of the Supervisory Board by gender; (ii) objectives of the diversity policy; (iii) description of how the diversity policy is being implemented and the results thereof and (iv) if there is no diversity policy, this should be explained.

Our policy is that we will balance our board of directors in terms of gender, age, background and nationality as much as reasonably possible while still having our board composed of the best possible candidates overall. Moreover, we strongly embrace the notion that diversity as a concept is not limited to the mere parameters of e.g. gender and age and therefore we embrace a holistic perspective on diversity, to include any kind of identity characteristic of an individual, including -but not limited to- sexual orientation, sexual expression, gender expression and identity, disabilities, religious background, ethnicity, and disabilities. It has

been and will remain our priority to have the best available specialists on our board of directors, irrespective of e.g. age, background, nationality, ethnicity and gender, who make a balanced panel of directors able to advise and guide ProQR to further growth and success for all its stakeholders. This means we require a number of specialties and character traits to be present. Taking into account the aforementioned and the specialist nature of our business, we will actively seek to further improve diversity on our board if and when proposing new appointments of directors, whilst acknowledging that diversity in all aspects are important, but not the only factors relevant for the ultimate decision to select a board member. We are proud to have an equal gender balance in our board of directors.

Risk Management

Our business is subject to numerous risks and uncertainties. In the table below, we focus on the key risks and uncertainties the Company currently faces. For the avoidance of doubt, this does not mean that the risks which were previously signaled and not described here are no longer relevant. For a complete understanding of the risks that we face you should also read the full list of risks and uncertainties as disclosed in item 3.D Risk Factors of the annual report on Form 20-F. Some of these risks and uncertainties are outside the control of the Company, others may be influenced or mitigated. In 2015, we have implemented a Risk & Control framework, based on the COSO 2013 internal control framework, for enhancing our control environment as well as compliance with the U.S. SEC's Sarbanes Oxley (SOx) Act of 2002, which we are required to do as a company listed on the NASDAQ. As part of the SOx implementation program, our Risk & Control framework was further enhanced in 2023, focusing on business process, IT and entity level controls. Improvement of our Risk & Control framework is an ongoing effort of the Company.

We have defined our risk tolerance on a number of internal and external factors including:

- Financial strength in the long run;
- Liquidity in the short run;
- Business performance measures;
- Scientific risks and opportunities;
- Compliance with relevant rules and regulations;
- Turnover of staff;
- Reputation.

The identification and analysis of risks is an ongoing process that is naturally a critical component of internal control. On the basis of these factors and ProQR's risk tolerance, improvement of our Risk & Control framework and monitoring of the risks is an ongoing effort of the Company.

Our main risks are those that threaten the achievement of the Company's corporate objectives, including compliance. If any of these risks actually occurs, our business, prospects, operating results and financial condition could suffer materially. These risks include, but are not limited to, the following:

Risk related to	Risk area	Expected impact upon materialization	Risk mitigating actions
Our therapeutic candidates are based on a novel mechanism of action, which makes it difficult to develop a marketable product	Although we have discovered and are developing our novel Axiomer and Trident RNA editing platforms and will focus our resources exclusively on these RNA editing platforms as announced during our strategy update in August 2022, there can be no assurance that we will be able to leverage our technology to create viable product candidates to advance into the clinic, or develop those candidates to submit for regulatory approval.	We may never succeed in developing a marketable product, and as a consequence we may not become profitable and the value of our ordinary shares would decline.	The Company reviews and monitors the activities of our research on RNA editing closely at each stage in the process.

Risk related to	Risk area	Expected impact upon materialization	Risk-mitigating actions
Capital Needs and Financial Position	The Company depends largely on equity financing, third party collaboration agreements and government subsidies.	Volatility of the Company's share price, failure to deliver under collaboration agreements and/or the reevaluation or withdrawal of government subsidies may have a negative impact on the Company's ability to obtain future financing, and with that continue research and development activities.	The ability of third-party financing is dependent on external factors and is therefore not entirely in the Company's control. The Company monitors the market conditions for opportunities to add additional capital.
Dependence on Third Parties	The Company relies upon third-party contractors and service providers for the execution of several aspects of its preclinical and clinical development programs, which include CRO's, third party manufacturers and other service providers.	Failure of third parties to provide services of a suitable quality and within acceptable timeframes may cause delay or failure of the Company's development programs.	The Company reviews and monitors the activities of the third parties. These include setting contractual deliverables, quality assurance audits and performance reports, among other activities.
	The Company has entered into a partnership with Eli Lilly and Company (Lilly) pursuant to which Lilly is to further develop and commercialize select targets compounds or products based on the Company's platform.	If Lilly decides to not further pursue the development and commercialization of the products subject of the collaboration for any reason, the Company will miss out on significant revenue streams.	Development of own product pipeline and securing partnerships with multiple partners.
Intellectual Property	The Company is highly dependent on its portfolio of patents and other intellectual property, proprietary information and knowhow and its ability to protect and enforce these assets. The Company is subject to the risk of infringing third party intellectual property rights.	Inadequate intellectual property protection or enforcement may impede the Company's ability to compete effectively. If the Company is not able to protect its trade secrets, know-how or other proprietary information, the value of its technology could be significantly diminished. Intellectual property rights conflicts may result in costly litigation and could result in the Company having to pay substantial damages or limit the Company's ability to commercialize its product candidates.	The Company files and prosecutes patent applications to protect its technologies to the best of its knowledge and with assistance from internal and external counsel. Prior to disclosing any confidential information to third parties, the Company maintains strict confidentiality standards and agreements for collaborating parties.

In addition to the above key risks, the Company's activities expose it to a variety of financial risks: market risk (including currency risk, interest rate risk and price risk), credit risk and liquidity risk. Unfavorable exchange rate developments and interest rates may impact the financial income of the Company. The Company has a cash management policy in place to minimize potential adverse effects resulting from unpredictability of financial markets on the Company's financial performance. For additional details on the Company's financial risk management, reference is made to Note 5 to the consolidated financial statements.

Financial Statements 2023

Consolidated statement of financial position at December 31, 2023

	Note	2023	2022 (revised)
		€ 1,000	€ 1,000
ASSETS			
Non-current assets			
Property, plant and equipment	7	16,897	16,240
Investments in financial assets	9	—	621
		16,897	16,861
Current assets			
Other taxes	10	523	607
Prepayments and other receivables	11	1,538	59,078
Cash and cash equivalents	12	118,925	94,775
		120,986	154,460
TOTAL ASSETS		137,883	171,321
EQUITY			
Share capital		3,370	3,370
Share premium		412,894	412,540
Reserves		25,976	30,264
Accumulated deficit		(400,850)	(379,109)*
Equity attributable to owners of the Company		41,390	67,065
Non-controlling interests		—	(384)
TOTAL EQUITY	13	41,390	66,681
LIABILITIES			
Non-current liabilities			
Borrowings	14	4,292	4,271
Lease liabilities	25	13,828	13,813
Deferred income	15	44,170	65,568*
		62,290	83,652
Current liabilities			
Borrowings	14	—	2,500
Lease liabilities	25	1,614	1,387
Derivative financial instruments	14	311	1,263
Trade payables		1,541	392
Social securities and other taxes		1,659	1,118
Deferred income	15	20,569	5,641*
Other current liabilities	16	8,509	8,687
		34,203	20,988
TOTAL LIABILITIES		96,493	104,640
TOTAL EQUITY AND LIABILITIES		137,883	171,321

The accompanying notes form an integral part of these financial statements.

* Includes a retrospective adjustment as explained in Note 1 on pages 42 and 43.

Consolidated statement of profit or loss and comprehensive income for the year ended December 31, 2023

	Note	2023 € 1,000	2022 (revised) € 1,000
Revenue	17	6,514	3,594*
Other income	18	3,011	765
Research and development costs		(25,148)	(50,867)
General and administrative costs		(16,236)	(18,651)
Total operating costs	19	(41,384)	(69,518)
Operating result		(31,859)	(65,159)
Financial income	21	2,593	4,863*
Financial expense	21	(1,458)	(5,127)
Results related to financial liabilities measured at FVTPL	22	953	2,713
Results related to derecognition of financial liabilities	14	1,866	(1,390)
Results related to associates	8	—	(8)
Gain on disposal of subsidiary	14	92	—
Result before corporate income taxes		(27,813)	(64,108)
Corporate income taxes	23	78	(96)
Result for the year		(27,735)	(64,204)
Other comprehensive income (attributable to equity holders of the Company)			
Items that will never be reclassified to profit or loss			
Fair value loss on investment in financial asset designated as at FVTOCI		(621)	—
Items that are or may be reclassified to profit or loss			
Foreign operations - foreign currency translation differences		(395)	782
Total comprehensive loss for the year		(28,751)	(63,422)
Result attributable to			
Owners of the Company		(28,119)	(64,424)
Non-controlling interests		384	220
		(27,735)	(64,204)
Share information	24		
Weighted average number of shares outstanding ¹		81,011,438	71,641,305
Earnings per share attributable to the equity holders of the Company (expressed in Euro per share)			
Basic earnings per share ¹		(0.35)	(0.90)
Diluted earnings per share ¹		(0.35)	(0.90)

The accompanying notes form an integral part of these financial statements.

* Includes a retrospective adjustment as explained in Note 1 on pages 42 and 43.

¹ Basic and diluted earnings are equal due to the anti-dilutive nature of the options outstanding since the Company is loss-making.

Consolidated statement of changes in equity for the year ended December 31, 2023

	Attributable to owners of the Company						Total	Non-controlling Interests	Total Equity
	Share Capital	Share Premium	Equity settled employee Benefit reserve	Option premium on convertible loan	Translation Reserve	Accumulated Deficit			
	€ 1,000	€ 1,000	€ 1,000	€ 1,000	€ 1,000	€ 1,000	€ 1,000	€ 1,000	€ 1,000
Balance at January 1, 2022 (revised)	2,995	398,309	28,443	1,426	430	(316,889)*	114,714	(604)	114,110
Result for the year	—	—	—	—	—	(64,424)*	(64,424)	220	(64,204)
Other comprehensive income	—	—	—	—	782	—	782	—	782
Recognition of share-based payments	—	—	2,869	—	—	—	2,869	—	2,869
Issue of ordinary shares	375	14,197	—	—	—	—	14,572	—	14,572
Equity component of convertible loan	—	—	—	(1,426)	—	(56)	(1,482)	—	(1,482)
Share options lapsed	—	—	(1,817)	—	—	1,817	—	—	—
Share options exercised	—	34	(443)	—	—	443	34	—	34
Balance at December 31, 2022 (revised)	3,370	412,540	29,052	—	1,212	(379,109)	67,065	(384)	66,681
Result for the year	—	—	—	—	—	(28,119)	(28,119)	384	(27,735)
Other comprehensive loss	—	—	—	—	(395)	(621)	(1,016)	—	(1,016)
Recognition of share-based payments	—	—	3,106	—	—	—	3,106	—	3,106
Share options lapsed	—	—	(6,280)	—	—	6,280	—	—	—
Share options exercised	—	354	(719)	—	—	719	354	—	354
Balance at December 31, 2023	3,370	412,894	25,159	—	817	(400,850)	41,390	—	41,390

The accompanying notes form an integral part of these financial statements. Specific reference is made to note 13.

* Includes a retrospective adjustment as explained in Note 1 on pages 42 and 43.

Consolidated statement of cash flows for the year ended December 31, 2023

	Note	2023 € 1,000	2022 (revised) € 1,000
Cash flow from operating activities			
Result for the year		(27,735)	(64,204)
Adjustments for:			
— Other income	18	(3,011)	—
— Depreciation	7	2,513	2,521
— Results related to associates	8	—	8
— Results on derecognition of subsidiary		(131)	—
— Share-based compensation	13	3,106	2,869
— Financial income and expense	21	(1,135)	264*
— Results related to financial liabilities measured at FVTPL	22	(953)	(2,713)
— Results related to derecognition of financial liabilities	14	(1,866)	1,390
— Income tax expenses	23	(78)	96
Changes in working capital		48,956	(4,991)*
Cash generated by / (used in) operations		19,666	(64,760)
Corporate income tax received / (paid)		78	(96)
Interest received		2,593	106
Interest paid		(789)	(3,758)
Net cash generated by / (used in) operating activities		21,548	(68,508)
Cash flow from investing activities			
Purchases of property, plant and equipment		(1,371)	(708)
Disposals of property, plant and equipment		60	6
Proceeds from sale of intellectual property		7,940	—
Transaction costs on sale of intellectual property		(2,351)	—
Net cash generated by / (used in) investing activities		4,278	(702)
Cash flow from financing activities			
Proceeds from issuance of shares, net of transaction costs	13	—	14,122
Proceeds from exercise of share options		354	34
Proceeds from borrowings	14	—	—
Repayment of (convertible) loans	14	(1,008)	(43,372)
Repayment of lease liability	25	(1,621)	(1,674)
Net cash generated by financing activities		(2,275)	(30,890)
Net increase/(decrease) in cash and cash equivalents		23,551	(100,100)
Currency effect cash and cash equivalents		599	7,351
Cash and cash equivalents at the beginning of the year	12	94,775	187,524
Cash and cash equivalents at the end of the year	12	118,925	94,775

The accompanying notes form an integral part of these financial statements.

* Includes a retrospective adjustment as explained in Note 1 on pages 42 and 43.

Notes to the consolidated financial statements for the year ended December 31, 2023

1. General Information

ProQR Therapeutics N.V., or “ProQR” or the “Company”, is a biotechnology company domiciled in the Netherlands that primarily focuses on the discovery and development of novel therapeutic medicines.

Since September 18, 2014, the Company’s ordinary shares are listed on Nasdaq. They are currently trading at Nasdaq Capital Market under ticker symbol PRQR.

The Company was incorporated in the Netherlands, on February 21, 2012 (Chamber of Commerce no. 54600790) and was reorganized from a private company with limited liability to a public company with limited liability on September 23, 2014. The Company has its statutory seat in Leiden, the Netherlands and is registered in the Trade Register at the Chamber of Commerce under number 54600790. The address of its headquarters and registered office is Zernikedreef 9, 2333 CK Leiden, the Netherlands.

At December 31, 2023, ProQR Therapeutics N.V. is the ultimate parent company of the following entities:

- ProQR Therapeutics Holding B.V. (the Netherlands, 100%);
- ProQR Therapeutics I B.V. (the Netherlands, 100%);
- ProQR Therapeutics II B.V. (the Netherlands, 100%);
- ProQR Therapeutics III B.V. (the Netherlands, 100%);
- ProQR Therapeutics IV B.V. (the Netherlands, 100%);
- ProQR Therapeutics V B.V. (the Netherlands, 100%);
- ProQR Therapeutics VI B.V. (the Netherlands, 100%);
- ProQR Therapeutics VII B.V. (the Netherlands, 100%);
- ProQR Therapeutics VIII B.V. (the Netherlands, 100%);
- ProQR Therapeutics IX B.V. (the Netherlands, 100%);
- ProQR Therapeutics I Inc. (United States, 100%);

ProQR Therapeutics N.V. is also statutory director of Stichting Bewaarneming Aandelen ProQR (“ESOP Foundation”) and has full control over this entity.

As used in these consolidated financial statements, unless the context indicates otherwise, all references to “ProQR”, the “Company” or the “Group” refer to ProQR Therapeutics N.V. including its subsidiaries and the ESOP Foundation.

Revision of comparative figures

In the Company’s application of IAS 21 The Effects of Changes in Foreign Exchange Rates, certain deferred income positions were incorrectly treated as monetary items in 2021 and 2022. To correct for the effects of this error, which is immaterial for all affected prior periods, the comparative figures for the year ended December 31, 2022 have been revised as follows:

- In the Consolidated statement of financial position as at December 31, 2022, equity attributable to owners of the Company increased by € 1,568,000 while total deferred income decreased by € 1,568,000.
- In the Consolidated statement of profit or loss and other comprehensive income (“OCI”) for the year ended December 31, 2022, revenue decreased by € 443,000 and financial income increased by € 1,130,000. Net loss for the year ended December 31, 2022 decreased by € 687,000.

- In the Consolidated statement of changes in equity, accumulated deficit at January 1, 2022 decreased by € 881,000.
- In the Consolidated statement of cash flows for the year ended December 31, 2022, in addition to the above revisions in result for the year and net financial income and expense, changes in working capital decreased by € 443,000. Net cash used in operating was not affected by the revision.
- In disclosure note 5 *Financial Risk Management* to the Consolidated financial statements, under item (a) market risk, our net position of assets and liabilities denominated in U.S. dollars increased by € 72,777,000 at December 31, 2022.
- In the Company balance sheet, in the comparative figures as at December 31, 2022, the accumulated deficit decreased by € 881,000 and the unappropriated loss decreased by € 687,000, while provisions decreased by € 1,568,000.
- In the Company income statement, in the comparative figures for the year ended December 31, 2022, the share in the loss of participating interests after taxation decreased by € 687,000.
- In disclosure note 36 *Shareholder's equity* to the Company financial statements, the unappropriated loss as at January 1, 2022 decreased by € 881,000.

2. Basis of preparation

(a) Statement of compliance

These consolidated financial statements have been prepared in accordance with IFRS accounting standards as endorsed by the European Union ("EU-IFRS").

With reference to the income statement of the Company, use has been made of the exemption pursuant to Section 402 of Book 2 of the Netherlands Civil Code.

These financial statements were authorized for issue by the Company's Management Board and its Senior Management on March 13, 2024.

(b) Basis of measurement

The financial statements have been prepared on the historical cost basis except for financial instruments and share-based payment obligations which have been based on fair value. Historical cost is generally based on the fair value of the consideration given in exchange for assets.

(c) Functional and presentation currency

These consolidated financial statements are presented in Euro, which is the Company's functional currency. All amounts have been rounded to the nearest thousand, unless otherwise indicated.

(d) Going Concern

The management board of ProQR has, upon preparing and finalizing the 2023 financial statements, assessed the Company's ability to fund its operations for a period of at least one year after the date of signing these financial statements. Management has not identified significant going concern risks.

The financial statements of the Company have been prepared on the basis of the going concern assumption based on its existing funding, taking into account the Company's current cash position and the projected cash flows based on the activities under execution on the basis of ProQR's business plan and budget.

(e) Use of critical estimates and judgements

In preparing these consolidated financial statements, management has made judgements, estimates and assumptions that affect the application of accounting policies and the reported amounts of assets, liabilities, income and expenses. Actual results may differ from these estimates.

Estimates and underlying assumptions are reviewed on an ongoing basis. Revisions to accounting estimates are recognized in the period in which the estimate is revised if the revision affects only that period or in the period of the revision and future periods if the revision affects both current and future periods.

Information about assumptions and estimation uncertainties that may have a significant risk of resulting in a material adjustment is included below:

(i) Revenue recognition for the Eli Lilly research and collaboration agreement

a. Identification of the performance obligation

Note 17 to the financial statements describes the Company's original research and collaboration agreement with Eli Lilly and Company, and the amended and restated research and collaboration agreement (collectively, the "Collaboration agreement"). Under the Collaboration agreement, ProQR provides Eli Lilly with a license (with a right to sub-license) to exploit compounds resulting from the collaboration. A significant amount of judgement is required to determine whether the license is distinct from the other promises in the contract. The license was concluded not to be distinct from the other promises in the contract based on the following considerations:

- the license has no stand-alone value to Eli Lilly without the Company being involved in the research and development collaboration, and;
- there are significant interdependencies between the license and the research and development services to be provided by the Company.

b. Determining the timing of satisfaction of performance obligations

Under the Collaboration agreement, the Company recognizes revenue over time, using an input method that estimates the satisfaction of the performance obligation as the percentage of labor hours incurred compared to the total estimated labor hours required to complete the promised services. As our estimate of the total labor hours required is dependent on the evolution of the research and development activities, it may be subject to change. If the progression and/or outcome of certain research and development activities would be different from the assumptions that were made during the preparation of these financial statements, this could lead to material adjustments to the total estimated labor hours, which might result in a reallocation of revenue between current and future periods. Our total deferred revenue balance related to this Eli Lilly performance obligation amounts to € 64,739,000 at December 31, 2023 (2022: € 71,209,000).

c. Determining the transaction price

The Company applied judgement to determine whether the equity investments made by Eli Lilly in ProQR are part of the transaction price for the Collaboration agreement. The Company concluded that the differences between the prices that Eli Lilly paid for the shares and the ProQR stock closing prices on the days of entering into the equity investment agreements arose because of the Company's existing obligations to deliver research and development services to Eli Lilly under the terms of the Collaboration agreement. Therefore, the above differences between the closing share prices on the agreement effective dates and the equity investment prices paid by Lilly are considered to be part of the transaction price of the contract and are initially allocated to deferred revenue.

The contract also includes variable consideration, but no variable consideration was included in the transaction price, as it is not highly probable that a significant reversal in the amount of cumulative revenue recognized will not occur when the uncertainty associated with the variable consideration is subsequently resolved.

(ii) Research and development expenditures

Research expenditures are reflected in the income statement. Development expenses are currently also reflected in the income statement because the criteria for capitalization are not met. At each balance sheet date, the Company estimates the level of service performed by the vendors and the associated costs incurred for the services performed.

Although we do not expect the estimates to be materially different from amounts actually incurred, the understanding of the status and timing of services performed relative to the actual status and timing of services performed may vary and could result in reporting amounts that are too high or too low in any particular period.

(f) Changes in accounting policies

The following standards, amendments to standards and interpretations became effective for annual reporting periods beginning on or after January 1, 2023:

- IFRS 17 Insurance contracts: This standard is aimed at reporting entities who are insurers.
- IAS 12 Income taxes: Amendments clarifying how companies account for deferred tax on transactions such as leases and decommissioning obligations.
- IAS 8: Accounting policies, changes in accounting estimates and errors: Amendments enabling entities to distinguish between accounting policies and accounting estimates.
- IAS 1 Presentation of financial statements: Amendments clarifying which accounting policies and accounting estimates preparers need to disclose.
- IFRS 16 Leases: Amendments relating to sale and leaseback transactions.

In Note 23. Income taxes, we disclosed the impact of the amendments to IAS 12. None of the other new standards, amendments to standards and interpretations had a material impact on our financial statements. No changes in accounting policies occurred in 2023.

3. Significant Accounting Policies

The Company has consistently applied the following accounting policies to all periods presented in these consolidated financial statements.

(a) Basis of consolidation**(i) Subsidiaries**

Subsidiaries are entities controlled by the Company. The Company controls an entity when it has power over the entity, is exposed to, or has rights to, variable returns from its involvement with the entity and has the ability to affect those returns through its power over the entity. The Company reassesses whether or not it controls an entity if facts and circumstances indicate that there are changes to one or more of these elements. The financial statements of subsidiaries are included in the consolidated financial statements from the date on which control commences until the date on which control ceases.

(ii) Non-controlling interests ("NCI")

NCI are measured at their proportionate share of the acquiree's identifiable net assets at the acquisition date. Changes in the Company's interest in a subsidiary that do not result in a loss of control are accounted for as equity transactions.

(iii) Loss of control

When the Company loses control over a subsidiary, it derecognizes the assets and liabilities of the subsidiary, and any non-controlling interests and other components of equity. Any resulting gain or loss is recognized in profit or loss. Any interest retained in the former subsidiary is measured at fair value when control is lost.

(iv) Transactions eliminated on consolidation

Intra-group balances and transactions, and any unrealized income and expenses arising from intra-group transactions, are eliminated. Unrealized gains arising from transactions with equity-accounted investees are eliminated against the investment to the extent of the Company's interest in the investee. Unrealized losses are eliminated in the same way as unrealized gains, but only to the extent that there is no evidence of impairment.

(v) Associates

Associates are entities over which the Company has significant influence. Significant influence is the power to participate in the financial and operating policy decisions of the investee but is not control or joint control over those policies.

Investments in associates are accounted for in the consolidated financial statements using the equity method of accounting. Equity accounting involves recording the investment in associates initially at cost, and recognizing the Company's share of the post-acquisition results of associates in the consolidated income statement and the Company's share of post-acquisition other comprehensive income in consolidated other comprehensive income. The cumulative post-acquisition movements are adjusted against the carrying amount of the investments in associates in the consolidated statement of financial position.

When the Company's share of losses in an associate equals or exceeds its interest in the associate, the Company does not recognize further losses unless it has incurred or guaranteed obligations in respect of the associate.

(b) Classes of financial instruments

Financial instruments are both primary financial instruments, such as receivables and payables, and financial derivatives. For the Company's primary financial instruments, reference is made to the treatment per the corresponding balance sheet item.

Financial derivatives are valued at fair value. Upon first recognition, financial derivatives are recognized at fair value and then revalued as at balance sheet date. Changes in the fair value of derivatives are generally recognized in profit or loss. If the Company is involved with hybrid contracts, the Company applies the following with regard to the embedded derivatives in the hybrid contract. Embedded derivatives are separated from the host contract and accounted for separately if the host contract is not a financial asset and the following criteria are met:

- the economic characteristics and risk of the embedded derivative are not closely related to the economic characteristics and risks of the host contract;
- a separate instrument with the same terms as the embedded derivative would meet the definition of a derivative; and
- the hybrid contract is not measured at fair value with changes in fair value recognized in profit or loss.

If an embedded derivative is separated from the hybrid contract, the host contract is accounted for in accordance with the determined policies for such a contract. The embedded derivative is accounted for in accordance with the Company's principles for the applicable derivatives.

(c) Foreign currencies

(i) Foreign currency transactions

Foreign currency transactions are translated into the functional currency using the exchange rates prevailing at the dates of the transactions.

Monetary assets and liabilities denominated in foreign currencies are translated into the functional currency at the exchange rate at the reporting date. Non-monetary assets and liabilities denominated in foreign currencies that are measured at fair value are translated into the functional currency at the exchange rate when the fair value was determined. Foreign currency differences are generally recognized in profit or loss. Non-monetary items that are measured based on historical cost in a foreign currency are translated at the exchange rate prevailing at the date of the transaction.

(ii) Foreign operations

The assets and liabilities of foreign operations are translated into euro at exchange rates at the reporting date. The income and expenses of foreign operations are translated into euros at the exchange rates at the dates of the transactions. Foreign currency differences are recognized in OCI and accumulated in the translation reserve, except to the extent that the translation difference is allocated to NCI.

(d) Revenue

Revenues to date have consisted principally of non-refundable upfront fees and research and development service fees in connection with collaboration and license agreements. The Company recognizes revenue when its customers obtain control of promised goods or services, in an amount that reflects the consideration that the Company expects to receive in exchange for those goods and services. Revenue is recognized for agreements that are in scope of IFRS 15 *Revenue from contracts with customers*, based on the following five steps:

(i) Identify the contract

The Company entered into collaboration and license agreements in which the Company licenses its intellectual property and/or provides research and development services. These arrangements include upfront payments, milestone payments based on clinical and regulatory criteria, research and development service fees and future sales-based milestones and sales-based royalties. In some cases, concurrently with the collaboration and license agreements, the Company enters into share purchase agreements with the customer. If this is the case, the Company analyzes whether the criteria to combine contracts, as set out by IFRS 15, are met.

(ii) Identify performance obligations

Contracts with customers can have one or more distinct performance obligations under IFRS 15. Identifying the performance obligations is based on an assessment of whether the promises in an agreement are capable of being distinct and are distinct from the other promises to transfer goods and/or services in the context of the contract. The Company assessed that there is one performance obligation in our material ongoing collaboration and license agreements, for the transfer of a license combined with performance of research and development services.

This is because the Company considers the two obligations cannot be distinct in the context of the contract as the licenses have no stand-alone value without the Company being involved in the research and development collaboration and that there is interdependence between the license and the research and development services to be provided.

(iii) Determine the transaction price

Our research and collaboration agreements include non-refundable upfront payments; equity components; milestone payments, the receipt of which is dependent upon the achievement of certain clinical, regulatory or commercial milestones; royalties on sales and research and development service fees.

a. Non-refundable upfront payments or license fees

If the license to the Company's intellectual property is determined to be distinct from the other performance obligations identified in the arrangement, the Company recognizes revenue from non-refundable upfront fees allocated to this license at the point in time the license is transferred to the customer and the customer has the right to use the license.

For all our material ongoing research and collaboration agreements, the Company considers the performance obligations related to the transfer of the license as not distinct from the other promises to transfer goods and/or services; the Company uses judgement to assess the nature of the combined performance obligation to determine whether the combined performance obligation is satisfied over time or at a point in time. If over time, revenue is then recognized based on a pattern that best reflects the transfer of control of the service to the customer.

b. Milestone payments other than sales-based milestones

A milestone payment, being a variable consideration, is only included in the transaction price to the extent it is highly probable that a significant reversal in the amount of cumulative revenue recognition will not occur when the uncertainty associated with the variable consideration is subsequently resolved. The Company estimates the amount to be included in the transaction price upon achievement of the milestone event. The transaction price is then allocated to each performance obligation on a stand-alone selling price basis, for which the Company recognizes revenue as or when the performance obligations under the contract are satisfied. At the end of each reporting period, the Company re-evaluates the probability of achievement of such milestones and any related constraint, and, if necessary, adjusts the estimate of the overall transaction price. Any such adjustments are recorded on a cumulative catch-up basis, which would affect revenue and earnings in the period of adjustment.

c. Research and development service fees

Our collaboration and license agreements may include reimbursement for research and development services. R&D services are performed and satisfied over time because the customer simultaneously receives and consumes the benefits provided by us. Revenue associated with such R&D service fees is then recognized based on a pattern that best reflects the transfer of control of the service to the customer.

d. Sales based milestone payments and royalties

Our material collaboration and license agreements include sales-based royalties, including commercial milestone payments based on the level of sales. The Company concluded that the licenses are not the predominant items to which the royalties and commercial milestone payments relate. Related revenue will be recognized as the subsequent underlying sales occur.

(iv) Allocate the transaction price

An entity shall allocate the transaction price to each performance obligation identified in a contract on a relative stand-alone selling price basis. As our collaboration and license agreements only contain one single performance obligation, the transaction price is entirely allocated to this single performance obligation.

(v) Recognize revenue

Revenue is recognized when the customer obtains control of the goods and/or services as provided in the research and collaboration agreements. Control can be transferred over time or at a point in time, which results in the recognition of revenue either over time or at a point in time.

Our research and collaboration agreements only contain one performance obligation, for which the Company's performance creates and subsequently enhances assets (e.g. exploitable compounds) that the customers control as the assets are created and/or enhanced. As such, the Company recognizes revenue over time.

The recognition of revenue over time is based on a pattern that best reflects the satisfaction of the related performance obligation, applying the input method. The input method estimates the satisfaction of the performance obligation as the percentage of labor hours incurred compared to the total estimated labor hours required to complete the promised services.

(e) Other income

Other income includes amounts earned from third parties and are recognized when earned in accordance with the substance and under the terms of the related agreements and when it is probable that the economic benefits associated with the transaction will flow to the Company and the amount of the income can be measured reliably. The grants are recognized in other income on a systematic basis over the period the Company recognizes as expenses the related costs for which the grants are expected to compensate.

(f) Government grants — WBSO

The WBSO ("afdrachtvermindering speur- en ontwikkelingswerk") is a Dutch fiscal facility that provides subsidies to companies, knowledge centers and self-employed people who perform research and development activities (as defined in the "WBSO Act"). Under this Act, a contribution is paid towards the labor costs of employees directly involved in research and development. The contribution is in the form of a reduction of payroll taxes and social security contributions recognized on a net basis within the labor costs. This reduction of payroll taxes and social security contributions is classified under research and developments costs.

(Government) Grant income is not recognized until there is reasonable assurance that the Company will comply with the conditions attached to them. (Government) Grants are recognized in profit or loss on a systematic basis over the period the Company recognizes as expenses the related costs for which the grants are intended to compensate.

(g) Employee benefits**(i) Short-term employee benefits**

Short-term employee benefits are expensed as the related service is provided. A liability is recognized for the amount expected to be paid if the Company has a present legal or constructive obligation to pay this amount as a result of past service provided by the employee and the obligation can be estimated reliably.

(ii) Share-based payment transactions

The grant-date fair value of equity-settled share-based payment awards granted to employees is generally recognized as an expense, with a corresponding increase in equity, over the vesting period of the awards. The amount recognized as an expense is adjusted to reflect the number of awards for which the related service and non-market performance conditions are expected to be met, such that the amount ultimately recognized is based on the number of awards that meet the related service conditions at the vesting date. For share-based payment awards with non-vesting conditions, the grant-date fair value of the share-based payment is

measured to reflect such conditions and there is no true-up for differences between expected and actual outcomes.

(iii) Pension obligations

The Company operates defined contribution pension plans for all employees funded through payments to insurance companies. The Company has no legal or constructive obligation to pay further contributions once the contributions have been paid. The contributions are recognized as employee benefit expense when employees have rendered the service entitling them to the contributions. Prepaid contributions are recognized as an asset to the extent that a cash refund or a reduction in the future payments is available.

(h) Taxation

Income tax expense represents the sum of the tax currently payable and deferred tax. It is recognized in profit or loss except to the extent that it relates to a business combination, or items recognized directly in equity or in OCI.

(i) Current tax

The tax currently payable is based on taxable profit for the year. Taxable profit differs from profit as reported in the income statement because of items of income or expense that are taxable or deductible in other years and items that are never taxable or deductible. The Company's liability for current tax is calculated using tax rates that have been enacted or substantively enacted by the end of the reporting period.

(ii) Deferred tax

Deferred tax is recognized on differences between the carrying amounts of assets and liabilities in the financial statements and the corresponding tax bases used in the computation of taxable profit.

The carrying amount of deferred tax assets is reviewed at the end of each reporting period and reduced to the extent that it is no longer probable that sufficient taxable profits will be available to allow all or part of the asset to be recovered. Since the Company does not expect to be profitable in the foreseeable future, its deferred tax assets are valued at nil.

Deferred tax assets and liabilities are measured at the tax rates that are expected to apply in the period in which the liability is settled or the asset realized, based on tax rates (and tax laws) that have been enacted or substantively enacted by the end of the reporting period. The measurement of deferred tax liabilities and assets reflects the tax consequences that would follow from the manner in which the Company expects, at the end of the reporting period, to recover or settle the carrying amount of its assets and liabilities.

Deferred tax assets and liabilities are offset when there is a legally enforceable right to offset current tax assets against current tax liabilities and when they relate to income taxes levied by the same taxation authority and the Company intends to settle its current tax assets and liabilities on a net basis.

(i) Property, plant and equipment

(i) Recognition and measurement

Items of property, plant and equipment are measured at cost less accumulated depreciation and any accumulated impairment losses. If significant parts of an item of property, plant and equipment have different useful lives, then they are accounted for as separate items (major components) of property, plant and equipment. Any gain or loss on disposal of an item of property, plant and equipment is recognized in profit or loss.

(ii) Depreciation

Depreciation is calculated to write off the cost of items of property, plant and equipment less their estimated residual values using the straight-line method over their estimated useful lives and is recognized in profit or loss. Right-of-use assets are depreciated over the shorter of the lease term and their useful lives unless it is reasonably certain that the Company will obtain ownership by the end of the lease term.

The estimated useful lives of property, plant and equipment for current and comparative periods are as follows:

- Buildings and leasehold improvements: 5 - 10 years;
- Laboratory equipment: 5 years;
- Other: 3 - 5 years.

Depreciation methods, useful lives and residual values are reviewed at each reporting date and adjusted if appropriate.

(j) Intangible assets

Expenditure on research activities is recognized as an expense in the period in which it is incurred. An internally-generated intangible asset arising from development (or from the development phase of an internal project) is recognized if, and only if, all of the following have been demonstrated:

- the technical feasibility of completing the intangible asset so that it will be available for use or sale;
- the intention to complete the intangible asset and use or sell it;
- the ability to use or sell the intangible asset;
- how the intangible asset will generate probable future economic benefits;
- the availability of adequate technical, financial and other resources to complete the development and to use or sell the intangible asset; and
- the ability to measure reliably the expenditure attributable to the intangible asset during its development.

The amount initially recognized for internally-generated intangible assets is the sum of the expenditure incurred from the date when the intangible asset first meets the recognition criteria listed above. Where no internally generated intangible asset can be recognized, development expenditures are recognized in the consolidated statements of profit and loss and other comprehensive income in the period in which they are incurred.

Due to uncertainties inherent to the development and registration with the relevant healthcare authorities of its products, the Company estimates that the conditions for capitalization are not met until the regulatory procedures required by such healthcare authorities have been finalized. The Company currently does not own products that have been approved by the relevant healthcare authorities and this has resulted in all development costs being recognized as an expense in the period in which they are incurred.

(k) Impairment of assets

At the end of each reporting period, the Company reviews the carrying amounts of its non-current assets, including right-of-use assets, to determine whether there is any indication that those assets have suffered an impairment loss. If any such indication exists, the recoverable amount of the asset is estimated in order to determine the extent of the impairment loss (if any). Where it is not possible to estimate the recoverable amount of an individual asset, the Company estimates the recoverable amount of the cash-generating unit to which the asset belongs. Where a reasonable and consistent basis of allocation can be identified, corporate

assets are also allocated to individual cash-generating units, or otherwise they are allocated to the smallest group of cash-generating units for which a reasonable and consistent allocation basis can be identified.

The recoverable amount is the higher of fair value less costs of disposal and value in use. In assessing value in use, the estimated future cash flows are discounted to their present value using a pre-tax discount rate that reflects current market assessments of the time value of money and the risks specific to the asset for which the estimates of future cash flows have not been adjusted.

If the recoverable amount of an asset (or cash-generating unit) is estimated to be less than its carrying amount, the carrying amount of the asset (or cash-generating unit) is reduced to its recoverable amount. An impairment loss is recognized immediately in profit or loss.

Where an impairment loss subsequently reverses, the carrying amount of the asset (or cash-generating unit) is increased to the revised estimate of its recoverable amount, but so that the increased carrying amount does not exceed the carrying amount that would have been determined had no impairment loss been recognized for the asset (or cash-generating unit) in prior years. A reversal of an impairment loss is recognized immediately in profit or loss, unless the relevant asset is carried at a revalued amount, in which case the reversal of the impairment loss is treated as a revaluation increase.

(I) Financial assets

All financial assets are recognized and derecognized on the trade date where the purchase or sale of a financial asset is under a contract whose terms require delivery of the financial asset within the timeframe established by the market concerned, and are initially measured at fair value and subsequently measured at amortized cost or fair value on the basis of the entity's business model for managing the financial assets and the contractual cash flow characteristics of the financial assets.

Specifically:

- debt instruments that are held within a business model whose objective is to collect the contractual cash flows, and that have contractual cash flows that are solely payments of principal and interest on the principal amount outstanding, are measured subsequently at amortized cost, and
- all other debt investments and equity investments are measured subsequently at fair value through profit or loss ("FVTPL").

The Company applies the IFRS 9 simplified approach to measuring expected credit losses which uses a lifetime expected loss allowance for all trade receivables. To measure the expected credit losses, trade receivables have been grouped based on shared credit risk characteristics and the days past due. Trade receivables are written off when there is no reasonable expectation of recovery. Indicators that there is no reasonable expectation of recovery include, amongst others, the failure of a debtor to engage in a repayment plan with the group, and a failure to make contractual payments for a period of greater than 120 days past due. Impairment losses on trade receivables and contract assets are presented as net impairment losses within operating profit. Subsequent recoveries of amounts previously written off are credited against the same line item.

The Company derecognizes a financial asset when the contractual rights to the cash flows from the asset expire, or the Company transfers the right to receive the contractual cash flows on the financial asset in a transaction in which substantially all the risks and rewards of ownership of the financial asset are transferred.

(m) Cash and cash equivalents

Cash and cash equivalents include cash on hand and all highly liquid investments with original maturities of three months or less that are readily convertible to a known amount of cash and bear an insignificant risk of change in value.

(n) Financial liabilities and equity instruments

Debt and equity instruments are classified as either financial liabilities or as equity in accordance with the substance of the contractual arrangement.

(i) Equity instruments

An equity instrument is any contract that evidences a residual interest in the assets of an entity after deducting all of its liabilities. Equity instruments issued by the Company are recognized at the proceeds received, net of direct issue costs.

(ii) Compound financial instruments

Compound financial instruments issued by the Company comprise convertible notes denominated in euro that can be converted to share capital at the option of the holder, when the number of shares to be issued is fixed and does not vary with changes in fair value.

The component parts of convertible loan notes issued by the Group are classified separately as financial liabilities and equity in accordance with the substance of the contractual arrangements and the definitions of a financial liability and an equity instrument. A conversion option that will be settled by the exchange of a fixed amount of cash or another financial asset for a fixed number of the Company's own equity instruments is an equity instrument. At the date of issue, the fair value of the liability component is estimated using the prevailing market interest rate for a similar non-convertible instrument. This amount is recorded as a liability on an amortized cost basis using the effective interest method until extinguished upon conversion or at the instrument's maturity date.

The conversion option classified as equity is determined by deducting the amount of the liability component from the fair value of the compound instrument as a whole. This is recognized and included in equity, net of income tax effects, and is not subsequently remeasured. In addition, the conversion option classified as equity will remain in equity until the conversion option is exercised, in which case, the balance recognized in equity will be transferred to share premium. Where the conversion option remains unexercised at the maturity date of the convertible loan note, the balance recognized in equity will be transferred to accumulated losses. No gain or loss is recognized in profit or loss upon conversion or expiration of the conversion option.

Transaction costs that relate to the issue of the convertible loan notes are allocated to the liability and equity components in proportion to the allocation of the gross proceeds. Transaction costs relating to the equity component are recognized directly in equity. Transaction costs relating to the liability component are included in the carrying amount of the liability component and are amortized over the lives of the convertible loan notes using the effective interest method.

Interest related to the financial liability is recognized in profit or loss.

(iii) Financial liabilities at fair value through profit or loss

Financial liabilities held for trading are classified as at fair value through profit or loss ("FVTPL"). A financial liability is classified as held for trading if it is a derivative (except for a derivative that is a financial guarantee contract or a designated and effective hedging instrument).

Financial liabilities at FVTPL are measured at fair value, with any gains or losses arising on changes in fair value recognized in profit or loss. The net gain or loss recognized is included in the 'results related to financial liabilities measured at fair value through profit or loss' line item in profit or loss.

Fair value is determined in the manner described in note 5.

(iv) Other financial liabilities

Other financial liabilities, including borrowings, are initially measured at fair value, net of transaction costs incurred, and are subsequently measured at amortized cost using the effective interest method, with interest expense recognized on an effective yield basis.

The effective interest method is a method of calculating the amortized cost of a financial liability and of allocating interest expense over the relevant period. The effective interest rate is the rate that exactly discounts estimated future cash payments through the expected life of the financial liability, or, where appropriate, a shorter period.

Borrowings and other financial liabilities are classified as 'non-current liabilities,' other than liabilities with maturities up to one year, which are classified as "current liabilities".

The Company derecognizes financial liabilities when the liability is discharged, cancelled or expired. For all financial liabilities, the fair value approximates its carrying amount.

(v) Offsetting

Financial assets and financial liabilities are offset and the net amount presented in the statement of financial position when, and only when, the Company currently has a legally enforceable right to set off the amounts and it intends either to settle them on a net basis or to realize the asset and settle the liability simultaneously.

(o) Leases

The Company assesses whether a contract is or contains a lease when it obtains the right to control the use of an identified asset for a period of time, in exchange for consideration. The Company recognizes a right-of-use asset and a corresponding lease liability with respect to all lease arrangements in which it is the lessee, except for short-term leases (defined as leases with a lease term of 12 months or less) and leases of low value assets (such as tablets and personal computers, small items of office furniture and telephones). For these leases, the Company recognizes the lease payments in operating costs on a straight-line basis over the term of the lease unless another systematic basis is more representative of the time pattern in which economic benefits from the leased assets are consumed.

The lease liability is initially measured at the present value of the lease payments that are not paid at the commencement date, discounted by using the interest rate implicit in the lease. When the interest rate implicit in the lease cannot be readily determined, the Company uses its incremental borrowing rate.

Lease payments included in the measurement of the lease liability comprise:

- Fixed lease payments (including in-substance fixed payments), less any lease incentives receivable;
 - Variable lease payments that depend on an index or rate, initially measured using the index or rate at the commencement date;
 - The amount expected to be payable by the Company under residual value guarantees;
 - The exercise price of purchase options, if the Company is reasonably certain to exercise the options;
- and

- Payments of penalties for terminating the lease, if the lease term reflects the exercise of an option to terminate the lease.

The lease liability is presented as a separate line in the consolidated statement of financial position. In the cash flow statement, repayments of the principal portion of the lease liability are included in financing activities. Payments relating to the interest component of the lease liability are included in operating activities. Short-term lease payments and payments for leases of low-value assets are included in operating activities.

The lease liability is subsequently measured by increasing the carrying amount to reflect interest on the lease liability (using the effective interest method) and by reducing the carrying amount to reflect the lease payments made.

The Company remeasures the lease liability (and makes a corresponding adjustment to the related right-of-use asset) whenever:

- The lease term has changed or there is a significant event or change in circumstances resulting in a change in the assessment of exercise of a purchase option, in which case the lease liability is remeasured by discounting the revised lease payments using a revised discount rate.
- The lease payments change due to changes in an index or rate or a change in expected payment under a guaranteed residual value, in which cases the lease liability is remeasured by discounting the revised lease payments using an unchanged discount rate (unless the lease payments change is due to a change in a floating interest rate, in which case a revised discount rate is used).
- A lease contract is modified and the lease modification is not accounted for as a separate lease, in which case the lease liability is remeasured based on the lease term of the modified lease by discounting the revised lease payments using a revised discount rate at the effective date of the modification.

The right-of-use asset comprises the initial measurement of the corresponding lease liability, lease payments made at or before the commencement day, less any lease incentives received and any initial direct costs. It is subsequently measured at cost less accumulated depreciation and impairment losses.

Whenever the Company incurs an obligation for costs to dismantle and remove a leased asset, restore the site on which it is located or restore the underlying asset to the condition required by the terms and conditions of the lease, a provision is recognized and measured under IAS 37. To the extent that the costs relate to a right-of-use asset, the costs are included in the related right-of-use asset, unless those costs are incurred to produce inventories.

Right-of-use assets are depreciated over the shorter period of lease term and useful life of the underlying asset. If a lease transfers ownership of the underlying asset or the cost of the right-of-use asset reflects that the Company expects to exercise a purchase option, the related right-of-use asset is depreciated over the useful life of the underlying asset. The depreciation starts at the commencement date of the lease.

The right-of-use asset is presented under Property, Plant and Equipment in the consolidated statement of financial position, in the category Buildings and leasehold improvements.

As a practical expedient, IFRS 16 permits a lessee not to separate non-lease components, and instead account for any lease and associated non-lease components as a single arrangement. The Company has used this practical expedient.

(p) Non-current assets held for sale

Non-current assets (and disposal groups) classified as held for sale are measured at the lower of carrying amount and fair value less costs to sell.

Non-current assets and disposal groups are classified as held for sale if their carrying amount will be recovered through a sale transaction rather than through continuing use. This condition is regarded as met only when the sale is highly probable and the asset (or disposal group) is available for immediate sale in its present condition. Management must be committed to the sale which should be expected to qualify for recognition as a completed sale within one year from the date of classification.

When the Company is committed to a sale plan involving loss of control of a subsidiary, all of the assets and liabilities of that subsidiary are classified as held for sale when the criteria described above are met, regardless of whether the Company will retain a non-controlling interest in its former subsidiary after the sale. When the Company is committed to a sale plan involving disposal of an investment in an associate or, a portion of an investment in an associate, the investment, or the portion of the investment in the associate, that will be disposed of is classified as held for sale when the criteria described above are met. The Company then ceases to apply the equity method in relation to the portion that is classified as held for sale. Any retained portion of an investment in an associate that has not been classified as held for sale continues to be accounted for using the equity method.

4. New standards and interpretations not yet adopted

A number of new standards, amendments to standards and interpretations are effective for annual periods beginning after January 1, 2024 and have not been applied in preparing these consolidated financial statements. There are no standards that are not yet effective and that would be expected to have a material impact on the Company in the current or future reporting periods and on foreseeable future transactions. The Company does not plan to adopt these standards early.

5. Financial Risk Management

5.1. Financial risk factors

The Company's activities expose it to a variety of financial risks: market risk (including currency risk, interest rate risk and price risk), credit risk and liquidity risk. The Company's overall financial risk management seeks to minimize potential adverse effects resulting from unpredictability of financial markets on the Company's financial performance.

Financial risk management is carried out by the finance department. The finance department identifies and evaluates financial risks and proposes mitigating actions if deemed appropriate.

(a) Market risk

Market risk is the risk that changes in market prices – such as foreign exchange rates, interest rates and equity prices – will affect the Company's income or the value of its holdings of financial instruments. The objective of market risk management is to manage and control market risk exposures within acceptable parameters, while optimizing the return.

Foreign exchange risk

Foreign exchange risk arises from future commercial transactions and recognized assets and liabilities in foreign currencies, primarily with respect to the U.S. dollar. The Company has an exposure associated with the time delay between entering into a contract, budget or forecast and the realization thereof. The Company operates a foreign exchange policy to manage the foreign exchange risk against the functional currency based on the Company's cash balances and the projected future spend per major currency.

At year-end, a substantial amount of our cash balances are denominated in U.S. Dollars. This amount reflects our current expectation of future expenditure in U.S. dollars.

At December 31, 2023 our net position of financial instruments denominated in U.S. dollars was a net liability of € 726,000 (2022: net asset of € 78,630,000). Foreign currency denominated receivables and trade payables are short term in nature (generally 30 to 45 days). As a result, the foreign exchange results recognized in 2023 and 2022 are mainly caused by the cash balance denominated in U.S. dollars.

A reasonably possible weakening of the U.S. dollar by 10% against the functional currency of the Company at December 31, 2023 would have decreased our net loss by € 73,000 (2022: increased by € 7,863,000). A 10% strengthening of the U.S. dollar against the functional currency of the Company would have an equal but opposite effect on our net loss. The analysis assumes that all other variables, in particular interest rates, remain constant.

Price risk

The market prices for the production of preclinical and clinical materials and services as well as external contracted research may vary over time. Currently, the commercial prices of any of the Company's future product candidates is uncertain. When development products near the regulatory approval date or potential regulatory approval date, the uncertainty of potential sales prices decreases. The Company is not exposed to commodity price risk.

Furthermore, the Company does not hold investments designated for sale and is therefore not exposed to equity securities price risk.

Cash flow and fair value Interest rate risk

The Company's interest rate risk arises from current accounts and deposits and the sensitivity analysis below has been determined based on the exposure to interest rates on these short-term maturity primary financial instruments.

A 10 percent increase or decrease on actual interest rate is used when reporting interest rate risk internally to key management personnel and represents management's assessment of the reasonably possible change in interest rates.

As of December 31, 2023, if interest rates had been 10 percent higher, then pre-tax earnings for the year would have been € 259,000 higher, while if interest rates had been 10 percent lower, then pre-tax earnings for the year would have been € 259,000 lower.

The Company's exposure to interest rate risks on loans and leases is limited due to the use of fixed interest rates. The Company has a loan with a fixed interest rate, totaling € 4,292,000 at December 31, 2023 (2022: several loans with fixed interest rates totaling € 6,771,000). Details on the interest rates and maturities of these loans are provided in Note 14.

(b) Credit risk

Credit risk represents the risk of financial loss caused by default of the counterparty. The Company has no large receivables balances with external parties outside of cash and cash equivalents. Our cash management policy is focused on preserving capital, providing liquidity for operations and optimizing yield while accepting limited risk (Short-term credit ratings must be rated A 1/P 1/F1 at a minimum by at least one of the Nationally Recognized Statistical Rating Organizations ("NRSROs") specifically Moody's, Standard & Poor's or Fitch. Long-term credit rating must be rated A2 or A at a minimum by at least one NRSRO). As of December 31, 2023, the Company is in compliance with its cash management policy.

At December 31, 2023 and December 31, 2022, all of our cash and cash equivalents were held at four large institutions, Rabobank, ABN Amro, BNP Paribas and Wells Fargo. All institutions are highly rated (Moody's long-term debt ratings of Aa2, Aa3, Aa2 and Aa2 for Rabobank, ABN Amro, BNP Paribas and Wells Fargo respectively) with sufficient capital adequacy and liquidity metrics.

There are no financial assets past due date or impaired. No credit limits were exceeded during the reporting period.

(c) Liquidity risk

Liquidity risk represents the risk that an entity will encounter difficulty in meeting obligations associated with its financial liabilities. Prudent liquidity risk management implies ensuring sufficient availability of cash resources for funding of operations and planning to raise cash if and when needed, either through issue of shares or through credit facilities. Management monitors rolling forecasts of the Company's liquidity reserve on the basis of expected cash flow.

The table below analyzes ProQR's undiscounted liabilities into relevant maturity groupings based on the remaining period at year-end until the contractual maturity date:

	Less than 1 year	Between 1 and 2 years	Between 2 and 5 years	Over 5 years
	€ 1,000	€ 1,000	€ 1,000	€ 1,000
At December 31, 2023				
Borrowings	—	4,583	—	—
Lease liabilities	2,288	2,496	7,487	6,240
Trade payables and other payables	11,709	—	—	—
	13,997	7,079	7,487	6,240

	Less than 1 year	Between 1 and 2 years	Between 2 and 5 years	Over 5 years
	€ 1,000	€ 1,000	€ 1,000	€ 1,000
At December 31, 2022				
Borrowings	2,500	2,455	2,644	—
Lease liabilities	2,053	2,212	6,637	7,743
Trade payables and other payables	10,197	—	—	—
	14,750	4,667	9,281	7,743

Our future capital requirements and the period for which our existing resources will support our operations may vary significantly from what we expect. Our monthly spending levels will vary based on new and ongoing development and corporate activities. Because the length of time and activities associated with successful development of our product candidates is highly uncertain, we are unable to estimate the actual funds we will require for development of our product candidates.

5.2. Capital risk management

The Company's objectives when managing capital are to safeguard the Company's ability to continue as a going concern in order to provide returns for shareholders, benefits for other stakeholders and to maintain an optimal capital structure to reduce the cost of capital.

In order to maintain or adjust the capital structure, the Company may adjust the amount of dividends paid to shareholders (although at this time the Company does not have retained earnings and is therefore currently unable to pay dividends), return capital to shareholders, issue new shares or sell assets to reduce debt.

The total amount of equity as recorded on the balance sheet is managed as capital by the Company.

5.3. Fair value measurement

For financial instruments that are measured on the balance sheet at fair value, IFRS 13 requires disclosure of fair value measurements by level of the following fair value measurement hierarchy:

- quoted prices (unadjusted) in active markets for identical assets or liabilities (level 1);
- inputs other than quoted prices included within level 1 that are observable for the asset or liability, either directly (that is, as prices) or indirectly (that is, derived from prices) (level 2); and
- inputs for the asset or liability that are not based on observable market data (that is, unobservable inputs) (level 3).

Fair value of financial assets and liabilities that are measured at fair value on a recurring basis

Some of the Company's financial assets and liabilities are measured at fair value at the end of each reporting period. The following table gives information about how the fair values of these financial assets and liabilities are determined (in particular, the valuation technique and inputs used).

Financial assets and liabilities	Valuation technique and key inputs	Significant unobservable inputs	Relationship and sensitivity of significant unobservable inputs to fair value
Investment in Phoenicis Therapeutics, Inc.	Market comparison technique: The valuation model is based on market multiples derived from quoted prices of companies comparable to the investee, adjusted for the effect of the non-marketability of the equity securities, and the result of the investee. The estimate is adjusted for the net debt of the investee.	Adjusted market multiple	The estimated fair value would increase (decrease) if the adjusted market multiple were higher (lower).
Investment in Yarrow Biotechnology, Inc.	Market comparison technique: The valuation model is based on market multiples derived from quoted prices of companies comparable to the investee, adjusted for the effect of the non-marketability of the equity securities, and the result of the investee. The estimate is adjusted for the net debt of the investee.	Adjusted market multiple	The estimated fair value would increase (decrease) if the adjusted market multiple were higher (lower).
Warrants	Black-Scholes model. The following variables were taken into consideration: current underlying price of the Company's shares, options strike price, expected life, historical volatility of ProQR share returns over a period equal to the expected life, risk-free rate: based on the US Treasury yield curve rates per the valuation date (interpolated) for the expected life.	None	Not applicable

The investments in Phoenicis Therapeutics, Inc and Yarrow Biotechnology, Inc are measured using valuation methods based on so-called Level 3 inputs. Level 3 inputs are unobservable inputs. Changing one or more of the unobservable inputs to reflect reasonably possible alternative assumptions would not significantly change the fair value determined for Phoenicis Therapeutics, Inc and Yarrow Biotechnology, Inc.

Warrants are measured using valuation methods based on so-called Level 2 inputs. Level 2 inputs are inputs other than quoted prices that are observable for the liability, either directly or indirectly.

The carrying amount of all financial assets and financial liabilities is a reasonable approximation of the fair value and therefore information about the fair values of each class has not been disclosed.

Share options and restricted stock units ("RSUs") granted to employees and consultants are measured at the fair value of the equity instruments granted. The fair value of options is determined through the use of an option-pricing model considering, among others, the following variables:

- the exercise price of the option;
- the expected life of the option;
- the current value of the underlying shares;
- the expected volatility of the share price;
- the dividends expected on the shares; and
- the risk-free interest rate for the life of the option.

6. Segment Information

The Company operates in one reportable segment, which comprises the discovery and development of innovative, RNA based therapeutics. The management board is identified as the chief operating decision maker. The management board reviews the operating results regularly to make decisions about resources and to assess overall performance.

Revenues are generated from external customers whose main registered offices are all geographically located in the United States. Substantially all non-current assets of the Company are located in the Netherlands. The amounts provided to the management board with respect to total assets and liabilities are measured in a manner consistent with that of the financial statements.

7. Property, Plant and Equipment

	Buildings and Leasehold improvements	Laboratory equipment	Other	Total
	€ 1,000	€ 1,000	€ 1,000	€ 1,000
Balance at January 1, 2022				
Cost	22,231	4,245	1,344	27,820
Accumulated depreciation	(6,217)	(2,813)	(1,323)	(10,353)
Carrying amount	16,014	1,432	21	17,467
Additions	62	643	3	708
Depreciation	(1,852)	(660)	(9)	(2,521)
Effect of lease modification (note 25)	592	—	—	592
Transfer	(22)	30	(8)	—
Disposals	—	(6)	—	(6)
Movement for the period	(1,220)	7	(14)	(1,227)
Balance at December 31, 2022				
Cost	22,863	4,912	1,339	29,114
Accumulated depreciation	(8,069)	(3,473)	(1,332)	(12,874)
Carrying amount	14,794	1,439	7	16,240
Additions	30	1,278	63	1,371
Depreciation	(1,951)	(546)	(16)	(2,513)
Effect of lease modification (note 25)	1,859	—	—	1,859
Transfer	23	(30)	7	—
Disposals - cost	—	(252)	—	(252)
Accumulated depreciation on disposals	—	192	—	192
Movement for the period	(39)	642	54	657
Balance at December 31, 2023				
Cost	24,775	5,908	1,409	32,092
Accumulated depreciation	(10,020)	(3,827)	(1,348)	(15,195)
Carrying amount	14,755	2,081	61	16,897

The depreciation charge for 2023 is included in research and development costs for an amount of € 1,994,000 (2022: € 2,088,000) and in general and administrative costs for an amount of € 519,000 (2022: € 433,000).

Buildings and leasehold improvements include a right-of-use asset relating to the lease of our Leiden office and laboratory space, with a carrying amount of € 14,524,000 at December 31, 2023 (2022: € 14,484,000).

8. Investments in Associates

In May 2021, the Company obtained an 8% share in the common stock of Yarrow Biotechnology, Inc. ("Yarrow"). ProQR's share in Yarrow subsequently changed to 5.1%. Although ProQR only owns 5.1% of Yarrow's shares, the Company had significant influence over Yarrow by virtue of its right to appoint one of Yarrow's three board members, as well as its participation in Yarrow's policy-making process, amongst other factors. As such, our interest in Yarrow was initially recognized as an investment in associate.

In October 2023, Gerard Platenburg, Chief Scientific Officer at ProQR, ended his term on Yarrow's board of directors. From that moment onwards, ProQR no longer had significant influence over Yarrow. Yarrow was therefore derecognized as an associate and was accounted for as a financial asset, as disclosed in Note 9.

As the carrying amount of our investment in Yarrow was € nil at December 31, 2022, ProQR did not recognize any further share of Yarrow's loss from continuing operations for the period from January through October 2023. The results related to associates amounting to € 8,000 for 2022 consisted of ProQR's share in the loss of Yarrow.

	Investment in associate
	€ 1,000
Balance at January 1, 2022	8
Share of loss from continuing operations	(8)
Balance at December 31, 2022	—
Derecognition of investment in associate (Yarrow Biotechnology, Inc.)	—
Balance at December 31, 2023	—

9. Investments in Financial Assets

Yarrow Biotechnology, Inc.

As disclosed in Note 8, Gerard Platenburg, Chief Scientific Officer at ProQR, ended his term on Yarrow's board of directors in October 2023. From then on, ProQR no longer had significant influence over Yarrow. Yarrow was therefore derecognized as an associate and was accounted for as a financial asset and measured at fair value.

ProQR holds a 5.1% interest in Yarrow. The Company elected to recognize subsequent changes in the fair value of its investment in Yarrow in Other Comprehensive Income. In October 2023, ProQR initially recognized its investment in the Yarrow financial asset at € nil. As at December 31, 2023, the fair value of the Yarrow financial asset amounted to € nil.

Phoenicis Therapeutics, Inc.

In May 2019, the Company acquired a non-controlling interest in Wings Therapeutics Inc. ("Wings") as part of the strategic spin out of its Dystrophic Epidermolysis Bullosa ("DEB") activities. In January 2021, Wings merged into Phoenicis Therapeutics Inc. ("Phoenicis") by means of a non-cash transaction. Consequently, Wings ceased to exist, and the related investment was derecognized. In 2021, a gain on disposal of associate was recognized amounting to € 514,000, which consisted of the € 621,000 fair value of Phoenicis equity instruments received by the Company, partly off-set by the derecognition of the carrying value of the Company's investment in Wings of € 107,000.

ProQR holds a 3.9% interest in Phoenicis. ProQR does not have significant influence in Phoenicis. The Company elected to recognize subsequent changes in the fair value of its investment in Phoenicis in Other Comprehensive Income. In September 2023, the investment was remeasured to nil, and ProQR recognized a fair value loss of € 621,000 in other comprehensive income. As at December 31, 2023, the fair value of the Phoenicis financial asset amounted to € nil (2022: € 621,000).

10. Other Taxes

	December 31, 2023	December 31, 2022
	€ 1,000	€ 1,000
Value added tax	523	607
	523	607

All receivables are considered short-term and due within one year.

11. Prepayments and Other Receivables

	December 31, 2023	December 31, 2022
	€ 1,000	€ 1,000
Prepayments	793	2,449
Eli Lilly up-front receivable	—	56,254
Other receivables	745	375
	1,538	59,078

All receivables are considered short-term and due within one year. At December 31, 2023 and 2022, prepayments consisted principally of payments made by the Company for services not yet provided by vendors. At December 31, 2023 and 2022, other receivables consisted principally of deposits. Note 17 Revenue describes the transaction related to the Eli Lilly up-front receivable.

12. Cash and Cash Equivalents

	December 31, 2023	December 31, 2022
	€ 1,000	€ 1,000
Cash at banks	59,775	94,775
Deposits	59,150	—
	118,925	94,775

The cash at banks is at full disposal of the Company. Deposits are fixed for at most 3 month periods at a time.

13. Shareholders' Equity

(a) Share capital

	Number of ordinary shares	
	2023	2022
Balance at January 1	84,246,967	74,865,381
Issued for cash	—	9,381,586
Issued for services	—	—
Exercise of share options / vesting of RSUs	537,513	144,688
Treasury shares issued (transferred)	(536,096)	(144,688)
Balance at December 31	84,248,384	84,246,967

The authorized share capital of the Company amounting to € 13,600,000 consists of 170,000,000 ordinary shares and 170,000,000 preference shares with a par value of € 0.04 per share. At December 31, 2023, 84,248,384 ordinary shares were issued. 81,354,592 ordinary shares were fully paid, and 2,893,792 ordinary shares were held by the Company as treasury shares (2022: 3,429,888).

In April 2021, the Company consummated an underwritten public offering of 15,923,077 ordinary shares at an issue price of \$ 6.50 per share. The gross proceeds from this offering amounted to € 88,115,000 while the transaction costs amounted to € 5,499,000, resulting in net proceeds of € 82,616,000.

In September 2021, the Company issued 3,989,976 shares to Eli Lilly and Company ("Lilly") pursuant to the licensing and research collaboration between the Company and Lilly, resulting in gross proceeds of € 25,270,000, with no significant transaction costs. This amount excludes a premium paid by Lilly that is considered to be part of the transaction price of the Collaboration agreement (refer to Note 17).

In November, 2021, the Company filed a shelf registration statement, which permitted: (a) the offering, issuance and sale by the Company of up to a maximum aggregate offering price of \$ 300,000,000 of its ordinary shares, warrants and/or units; and (b) as part of the \$ 300,000,000, the offering, issuance and sale by us of up to a maximum aggregate offering price of \$ 75,000,000 of its ordinary shares that may be issued and sold under a sales agreement with Cantor Fitzgerald & Co in one or more at-the-market offerings. In 2021 and 2022, no shares were issued pursuant to this ATM facility.

In December 2022, the Company issued 9,381,586 shares to Lilly pursuant to the amended and restated licensing and research collaboration between the Company and Lilly, resulting in gross proceeds of € 14,122,000, with no significant transaction costs.

(b) Equity settled employee benefit reserve

The costs of share options and RSUs for employees, members of the Supervisory Board and members of the Management Board are recognized in the income statement, together with a corresponding increase in equity during the vesting period, taking into account (deferral of) corporate income taxes. The accumulated expense of share-based compensation recognized in the income statement is shown separately in the equity category 'equity settled employee benefit reserve' in the 'statement of changes in equity'. On September 25, 2017, we established a Dutch foundation named Stichting Bewaarneming Aandelen ProQR for holding shares in trust for employees, members of the Management Board and members of the Supervisory Board of the Company and its group companies who from time to time could exercise options under the Company's equity incentive plans.

(c) Translation reserve

The translation reserve comprises all foreign currency differences arising from the translation of the financial statements of foreign operations.

(d) Share options and restricted stock units

The Company operates an equity-settled share-based compensation plan which was introduced in 2013. Options and RSUs may be granted to employees, members of the Supervisory Board, members of the Management Board and consultants. The compensation expenses included in operating costs for this plan were € 3,106,000 in 2023 (2022: € 2,869,000), of which € 2,629,000 (2022: € 1,982,000) was recorded in general and administrative costs and € 477,000 (2022: € 887,000) was recorded in research and development costs based on employee allocation.

Options granted under this stock option plan are exercisable once vested. Any vesting schedule may be attached to the granted options and RSUs. Typical vesting periods are:

- Four years, with 25% vesting after every year.
- Four years, in thirteen tranches where the first tranche vests at the first anniversary of the grant date, and the remaining options vest in twelve equal tranches of 6.25% each subsequent quarter until the fourth anniversary of the grant date.
- Two years, with 25% vesting after every six months.

The options expire ten years after date of grant. Options granted under the stock option plan are granted at exercise prices which equal either the face value or the fair value of the ordinary shares of the Company at the date of the grant. The fair value of the options is estimated at the date of grant using the Black-Scholes option-pricing model, with on average the following assumptions:

	Options granted in 2023	Options granted in 2022
Risk-free interest rate	3.960%	2.570%
Expected dividend yield	0%	0%
Expected volatility	105.6%	101.0%
Expected life in years	5 years	5 years

The resulting weighted average grant date fair value of the options amounted to € 2.14 in 2023 (2022: € 0.67). The stock options granted have a 10-year life following the grant date and are assumed to be exercised five years from date of grant for all awards.

The fair value of RSUs is determined at the grant date by using the Company's share price at the grant date. The resulting weighted average grant date fair value of the RSUs amounted to € 2.76 in 2023 (2022: € 1.06).

Movements in the number of options outstanding and their related weighted average exercise prices are as follows:

	2023		2022	
	Number of options	Average exercise price	Number of options	Average exercise price
Balance at January 1	11,279,210	€ 3.66	7,643,143	€ 6.13
Granted	1,793,449	€ 2.76	5,230,405	€ 0.89
Forfeited	(276,272)	€ 4.62	(1,177,622)	€ 5.84
Exercised	(337,746)	€ 1.07	(1,590)	€ 2.72
Expired	(1,272,401)	€ 7.80	(415,126)	€ 7.94
Balance at December 31	11,186,240	€ 3.10	11,279,210	€ 3.66
Exercisable at December 31	6,679,018		5,235,914	

The options outstanding at December 31, 2023 had an exercise price in the range of € 0.60 to € 19.80 (2022: € 0.62 to € 20.51) and a weighted-average contractual life of 6.8 years (2022: 7.0 years). The weighted-average share price at the date of exercise for share options exercised in 2023 was € 1.45 (2022: € 5.26).

Movements in the number of RSUs outstanding are as follows:

	Number of RSUs in 2023	Number of RSUs in 2022
Balance at January 1	370,962	536,118
Granted	52,319	353,116
Forfeited	(66,881)	(371,102)
Released	(190,094)	(147,170)
Balance at December 31	166,306	370,962

Please refer to note 27 for the share-based compensation granted to key management personnel.

14. Borrowings

	December 31, 2023	December 31, 2022
	€ 1,000	€ 1,000
Innovation credit	2,899	3,907
Accrued interest on innovation credit	1,393	1,035
Convertible loans	—	1,369
Accrued interest on convertible loans	—	460
Total borrowings	4,292	6,771
Current portion	—	(2,500)
Non-current borrowings	4,292	4,271

Innovation credit ("Innovatiekrediet")

On December 10, 2018 ProQR was awarded an Innovation credit for the seprofarsen program. Amounts were drawn under this facility from 2018 through 2022. The credit of € 3,907,000 was used to conduct the Phase

2/3 clinical study and efforts to obtain regulatory and ethical market approval (New Drug Applications (“NDA”)/ Marketing Authorization Applications (“MAA”)) of seprofarsen for LCA10. In the fourth quarter of 2023, ProQR made a partial repayment of the principal, amounting to € 1,008,000. The remaining amount payable of € 2,899,000 is recognized under non-current borrowings at December 31, 2023.

In December 2023, ProQR received a conditional waiver of the € 4,292,000 remaining balance of the Innovation credit including accrued interest. Consequently, the repayment of the total loan of € 4,292,000, including interest, will be waived if conditions are met, which will be reviewed annually.

The amounts receivable relating to development & regulatory milestone payments under the Amended and Restated Asset Purchase Agreement with Laboratoires Théa S.A.S. (“Théa”) are subject to a right of pledge for the benefit of the Rijksdienst voor Ondernemend Nederland (“RVO”).

Convertible loans: Pontifax and Kreos

In July 2020, the Company entered into a convertible debt financing agreement with Pontifax Medison Debt Financing. Under the agreement, the Company had access to up to \$ 30 million in convertible debt financing in three tranches of \$ 10 million each that would mature over a 54-month period and had an interest-only period of 24 months. One tranche of \$ 10 million (€ 8.4 million) was drawn down over the course of the agreement.

A second close of the convertible debt financing agreement was completed in August 2020 with Kreos Capital. Under the second agreement, the Company had access to up to € 15 million in convertible debt financing in three tranches of € 5 million each that would mature over a 54-month period and had an interest-only period of 24 months. One tranche of € 5 million was drawn down over the course of the agreement.

In connection with the loan agreement, the Company issued to Pontifax and Kreos warrants to purchase up to an aggregate of 302,676 shares of its common stock at a fixed exercise price.

On December 29, 2021, the Company amended its convertible debt financing agreement with the Lenders. Under the amended agreement the Company drew down an additional \$ 30 million (€ 26.5 million) that would mature over a 54-month period and had an interest-only period of 33 months. The amendment replaced the two undrawn tranches under the original convertible debt financing agreements.

In connection with the amended loan agreement, the Company issued to the Lenders warrants to purchase up to an aggregate of 376,952 shares of its common stock at a fixed exercise price.

The convertible loans from Pontifax and Kreos bore an interest of 8.2% per annum.

In September 2022, ProQR extinguished its debt with Pontifax and Kreos by repaying all outstanding principal amounts. In addition, an early repayment penalty was incurred. The financial liability relating to Pontifax’ conversion options was derecognized from derivative financial instruments. The option premium on convertible loans relating to Kreos’ conversion options was derecognized from equity. The results related to the derecognition of these financial liabilities are disclosed in the table further below in this note.

Pontifax’ and Kreos’ warrants remain in place until their five-year economic life expires. These warrants are accounted for as embedded derivatives and were recognized separately from the host contract as derivative financial liabilities at fair value through profit or loss.

Convertible loans: Amylon

Convertible loans amounting to € 2.3 million were issued to Amylon Therapeutics B.V. in 2018 and 2019 and were interest-bearing at an average rate of 8% per annum. In 2022 and 2023, Amylon entered into waiver agreements with its lenders. Such lenders' loan agreements with Amylon are severed and any claims to repayment of any outstanding debt and accumulated interest are renounced. The total amount of convertible loans and accumulated interest waived under these agreements in 2023 is € 1,866,000 (2022: € 1,144,000). The resulting gains are recognized as a gain on derecognition of financial liabilities.

In the third quarter of 2023, Amylon was legally dissolved. The effect of the resulting derecognition of Amylon's remaining assets and liabilities is included in profit and loss as 'result on derecognition of subsidiary'.

The results related to the derecognition of financial liabilities, as described above, are as follows:

	2023	2022
	€ 1,000	€ 1,000
Gain on waiver of Amylon convertible loans	1,866	1,144
Loss on extinguishment of Pontifax and Kreos convertible loans	-	(2,534)
	1,866	(1,390)

Reconciliation of movements of liabilities to cash flows arising from financing activities:

	Innovation credit	Convertible loans	Lease liabilities
	€ 1,000	€ 1,000	€ 1,000
Balance at January 1, 2022	4,552	39,538	16,282
Changes from financing cash flows			
Repayment of convertible loans	—	(43,372)	—
Repayment of lease liability	—	—	(1,674)
The effect of changes in foreign exchange rates	—	1,771	—
Other changes			
Interest expense	391	3,537	—
Interest paid	—	(2,612)	—
Transaction costs	—	94	—
Repayments allocated to option premium on convertible loans (equity)	—	1,482	—
Repayments recognized as result on derecognition of financial liabilities	—	2,534	—
Effect of waived loan agreements	—	(1,144)	—
Effect of lease amendments	—	—	592
Balance at January 1, 2023	4,943	1,828	15,200
Changes from financing cash flows			
Repayments	(1,008)	—	(1,621)
The effect of changes in foreign exchange rates	—	—	—
Other changes			
Interest expense	357	38	—
Interest paid	—	—	—
Effect of waived loan agreements	—	(1,866)	—
Effect of lease amendments	—	—	1,863
Balance at December 31, 2023	4,292	—	15,442

15. Deferred Income

The following table summarizes details of deferred income at December 31, 2023 and December 31, 2022. The nature of the deferred income relating to Eli Lilly is described in Note 17.

	December 31, 2023	December 31, 2022
	€ 1,000	€ 1,000
Eli Lilly up-front payment and premium on equity consideration	64,739	71,209
Total deferred income	64,739	71,209
Current portion	(20,569)	(5,641)
Total non-current deferred income	44,170	65,568

The current portion of deferred income reflects the estimated value of the Company's work under the Lilly collaboration that is expected to be performed within one year after the balance sheet date.

The table below analyzes ProQR's undiscounted deferred income into relevant maturity groupings based on the remaining period at year-end until the contractual maturity date:

	Less than 1 year	Between 1 and 2 years	Between 2 and 5 years	Over 5 years
	€ 1,000	€ 1,000	€ 1,000	€ 1,000
At December 31, 2022				
Deferred income	20,569	27,950	16,220	—
Total	20,569	27,950	16,220	—
At December 31, 2023				
Deferred income	5,641	17,817	47,751	—
Total	5,641	17,817	47,751	—

16. Other Current Liabilities

At December 31, 2023, other current liabilities amount to € 8,509,000 (December 31, 2022: € 8,687,000). At December 31, 2023 and December 31, 2022, other current liabilities consisted principally of accruals for services provided by vendors not yet billed, payroll related accruals and other miscellaneous liabilities.

17. Revenue

The following table summarizes details of revenue recognized in the years ended December 31, 2023 and 2022 by collaboration agreement and by category of revenue: upfront payments, other research and development service fees and equity consideration.

	2023	2022
	€ 1,000	€ 1,000
Up-front payments		
Eli Lilly	5,996	2,646
Yarrow	—	191
Other R&D services		
Eli Lilly	—	270
Yarrow	—	118
Equity consideration		
Eli Lilly	518	321
Yarrow	—	48
	6,514	3,594

The table below summarizes the changes in current and non-current deferred revenue for the years ended December 31, 2023 and 2022.

	Eli Lilly	Yarrow
	€ 1,000	€ 1,000
Balance on January 1, 2022	18,262	73
Received or receivable		
Upfront payment	56,412	—
Other R&D services	273	256
Equity consideration	(451)	—
Revenue recognition		
Upfront payment	(2,646)	(191)
Other R&D services	(270)	(118)
Equity consideration	(321)	(48)
Foreign currency translation effects	(50)	28
Balance on December 31, 2022	71,209	—
Received or receivable		
Upfront payment	—	—
Equity consideration	—	—
Revenue recognition		
Upfront payment	(5,996)	—
Equity consideration	(518)	—
Foreign currency translation effects	44	—
Balance on December 31, 2023	64,739	—

Eli Lilly collaboration

In September 2021, the Company entered into a global licensing and research collaboration with Lilly focused on the discovery, development, and commercialization of potential new medicines for genetic disorders in the liver and nervous system. ProQR and Lilly will use ProQR's proprietary Axiomer RNA editing platform to progress new drug targets toward clinical development and commercialization.

Under the terms of the agreement, ProQR received an upfront payment and equity consideration, and is eligible to receive milestone payments and royalties on the net sales of any resulting products. In September 2021, the Company issued 3,989,976 shares to Lilly, resulting in gross proceeds of \$ 30,000,000 (€ 25,270,000). These shares were issued at a premium of \$ 2,429,000 (€ 2,047,000), which was determined to be part of the transaction price and as such was initially recognized as deferred revenue. An up-front payment of \$ 20,000,000 (€ 16,849,000) was received in October 2021.

With regard to its original collaboration with Lilly, the Company concluded as follows:

- There is one performance obligation under IFRS 15, which is the transfer of a license combined with the performance of research and development activities. The Company concluded that the license is not capable of being distinct and is not distinct in the context of the contract.
- The transaction price of this agreement currently only includes fixed components, consisting of an up-front fee and an equity component. The agreement also contains variable components, but those are not yet included in the transaction price. Milestone payments will only be included to the extent that it is highly probable that a significant reversal in the amount of cumulative revenue recognized will not occur when the uncertainty associated with the milestones is subsequently resolved. Sales-based milestones and sales-based royalties will be included as the underlying sales occur.
- The Company recognizes revenue over time, using an input method that estimates the satisfaction of the performance obligation as the percentage of labor hours incurred compared to the total estimated labor hours required to complete the promised services.

In December 2022, the Company and Lilly amended their research and collaboration agreement described above, which expanded the collaboration. Under the amended and restated research and collaboration agreement, Lilly will gain access to additional targets in the central nervous system and peripheral nervous system with ProQR's Axiomer platform.

As described under Note 13, pursuant to the amended and restated agreement, the Company issued 9,381,586 shares to Lilly in December 2022, resulting in gross proceeds of \$ 15,000,000 (€ 14,122,000). These shares were issued at a discount of \$ 480,000 (€ 451,000), which is accounted for as a reduction of the transaction price. In February 2023, ProQR also received an upfront payment of \$ 60,000,000 (€ 56,412,000). Lilly has the ability to exercise an option to further expand the partnership for a consideration of \$ 50,000,000.

With regard to the amended and restated research and collaboration agreement with Lilly, the Company concluded as follows:

- There is one performance obligation under IFRS 15, which is the transfer of a license combined with the performance of research and development activities. The Company concluded that the license is not capable of being distinct and is not distinct in the context of the contract.
- The transaction price of this agreement currently only includes fixed components, consisting of an up-front fee and an equity component (discount). The agreement also contains variable components, but those are not yet included in the transaction price. Milestone payments will only be included to the extent that it is highly probable that a significant reversal in the amount of cumulative revenue

recognized will not occur when the uncertainty associated with the milestones is subsequently resolved. Sales-based milestones and sales-based royalties will be included as the underlying sales occur.

- The Company recognizes revenue over time, using an input method that estimates the satisfaction of the performance obligation as the percentage of labor hours incurred compared to the total estimated labor hours required to complete the promised services.

Yarrow Biotechnology collaboration

In May 2021, the Company entered into an exclusive worldwide license and discovery collaboration for an undisclosed target with Yarrow. Under the terms of the agreement, ProQR received an upfront payment, equity consideration and reimbursement for ongoing R&D services. ProQR was also eligible to receive milestone payments and royalties on the net sales of any resulting products. In May 2021, ProQR received an up-front payment of € 419,000 and 8% of the shares of Yarrow's common stock (see Note 8).

With regard to its collaboration with Yarrow, the Company concluded as follows:

- There is one performance obligation under IFRS 15, which is the transfer of a license combined with the performance of research and development activities. The Company concluded that the license is not capable of being distinct and is not distinct in the context of the contract.
- The transaction price of this agreement currently includes both fixed and variable components. The fixed part consists of an up-front fee and an equity component. The variable part consists of a cost reimbursement for research and development activities. The agreement also contains other variable parts, but those are not yet included in the transaction price. Milestone payments will only be included to the extent that it is highly probable that a significant reversal in the amount of cumulative revenue recognized will not occur when the uncertainty associated with the milestones is subsequently resolved. Sales-based milestones and sales-based royalties will be included as the underlying sales occur.
- The Company recognizes revenue over time, using an input method that estimates the satisfaction of the performance obligation as the percentage of labor hours incurred compared to the total estimated labor hours required to complete the promised services.

The Yarrow collaboration was terminated in the third quarter of 2022.

18. Other income

	2023	2022
	€ 1,000	€ 1,000
Net gain on divestment of intellectual property	2,931	—
Grant income	75	699
Other income	5	66
	3,011	765

In 2023, ProQR completed the divestment of its late-stage ophthalmic intellectual property assets, seprofarsen and ultevursen, to Théa. Under the terms of the agreement, ProQR received an initial payment of € 8,000,000. The Company incurred costs directly associated to the transaction amounting to € 5,069,000. The net gain on the divestment amounting to € 2,931,000 was recognized in other income. Costs directly associated to the transaction include the partial repayment of grant income received from Foundation Fighting Blindness ("FFB") for the development of ultevursen (€ 1,117,000), financial advisory fees (€ 2,715,000), incentive payments (€ 913,000), assignment and success fees (€ 260,000), and other costs (€ 64,000).

On February 9, 2018, the Company entered into a partnership agreement with FFB, under which FFB agreed to provide funding of \$ 7,500,000 for the preclinical and clinical development of ultevursen for Usher syndrome type 2A targeting mutations in exon 13. FFB grant income amounted to € nil in 2023 compared to € 594,000 in 2022. Grant income in 2023 and 2022 further includes income from grants received from various institutions.

19. Operating Costs

Total operating costs include the following expenses by nature.

	2023	2022
	€ 1,000	€ 1,000
Employee benefits	20,349	30,286
External R&D costs	4,809	19,824
Laboratory costs and other consumables	3,473	3,111
Advisory and legal costs	4,262	6,766
Insurance costs	1,458	1,895
Depreciation	2,513	2,521
Patent and license expenses	303	611
Other	4,217	4,504
	41,384	69,518

20. Employee Benefits

	2023	2022
	€ 1,000	€ 1,000
Wages and salaries	13,797	23,441
Social security costs	2,480	2,661
Pension costs – defined contribution plans	966	1,315
Equity-settled share based payments	3,106	2,869
	20,349	30,286
Average number of employees for the period	144	163

Employees per activity at December 31 (converted to FTE):

	December 31, 2023	December 31, 2022
Research and Development	122.4	103.5
General and Administrative	34.2	26.7

156.6

130.2

Of all employees 153.6 FTE are employed in the Netherlands (2022: 112.4 FTE).

Included in the wages and salaries for 2023 is a credit of € 1,170,000 (2022: € 792,000) with respect to WBSO subsidies.

21. Financial Income and Financial Expense

	2023	2022
	€ 1,000	€ 1,000
Interest income		
Current accounts and deposits	2,593	106
Interest costs		
Current accounts and deposits	(31)	(406)
Lease liability	(774)	(793)
Loans and borrowings	(398)	(3,928)
Foreign exchange result		
Net foreign exchange benefit/(loss)	(255)	4,757
	1,135	(264)

Financial income amounting to € 2,593,000 (2022: € 4,863,000) consists of interest income of € 2,593,000 (2022: € 106,000) and a net foreign exchange benefit of € 4,757,000 for the year ended December 31, 2022. Financial expenses amounting to € 1,458,000 consist of interest costs of € 1,203,000 and net foreign exchange costs of € 255,000. Financial expenses amounted to € 5,127,000 in 2022, and wholly consisted of interest costs.

22. Results related to financial liabilities measured at fair value through profit or loss

Results related to financial liabilities measured at fair value through profit or loss represent changes in the fair value of derivative financial instruments since their initial recognition. These derivative financial instruments consist of conversion options and warrants issued in connection with our convertible loans, which are described in Note 14.

23. Income Taxes

The calculation of the tax charge is as follows:

	2023	2022
	€ 1,000	€ 1,000
Consolidated result before corporate income taxes	(27,813)	(64,108)
Exclude: results related to associates	—	(8)
	(27,813)	(64,100)
Income tax provision based on domestic rate (25.8%)	7,176	16,538
Tax effect of:		
Different tax rates in foreign jurisdictions	(8)	10
Non-taxable gains / (Non-deductible expenses)	(289)	133
Current year losses for which no deferred tax asset was recognized	(6,820)	(16,649)
Change in unrecognized deductible temporary differences	(67)	(75)
True-up for prior year	86	(53)
Income tax charge	78	(96)
Effective tax rate	0%	0%

The Company recognizes deferred tax assets arising from unused tax losses, deductible temporary differences or tax credits only to the extent that the Company has sufficient taxable temporary differences or there is convincing evidence that sufficient taxable profit will be available against which the unused tax losses or unused tax credits can be utilized. Management's judgment is that such convincing evidence is currently not sufficiently available and a deferred tax asset is therefore only recognized to the extent that the Company has sufficient taxable temporary differences. Consequently, the Company has not recognized a deferred tax asset related to operating losses.

A deferred tax liability amounting to € 3,747,000 (2022: € 3,737,000) arises due to a taxable temporary difference associated with the Company's right-of-use asset for the lease of its Leiden headquarters. A deferred tax asset amounting to € 3,984,000 (2022: € 3,922,000) arises due to a deductible temporary difference associated with the corresponding lease liability. As these deferred tax positions relate to income taxes levied by the same taxation authority (namely that of the Netherlands), and there is a legally enforceable right to offset current tax assets against current tax liabilities, and the Company intends to settle its current tax assets and liabilities on a net basis, the deferred tax asset associated with the lease liability is offset against the deferred tax liability associated with the right-of-use asset. The remaining balance of the deferred tax asset is not recognized, as it is Management's judgment that there is no sufficient convincing evidence that sufficient taxable profit will be available against which the unused tax losses or unused tax credits can be utilized.

As per December 31, 2023, the Company has a total amount of € 402.3 million (2022: € 376.9 million) tax loss carry-forwards available for offset against future taxable profits, which may be carried forward indefinitely. However, the offset of losses will be limited in a given year against the first € 1 million of taxable profit. For taxable profit in excess of this amount, losses may only be offset up to 50% of this excess.

24. Earnings Per Share

(a) Basic and diluted earnings per share

Basic earnings per share are calculated by dividing the result attributable to equity holders of the Company by the weighted average number of shares outstanding during the year.

	2023	2022
Result attributable to owners of the Company (€ 1,000)	(28,119)	(64,424)
Weighted average number of shares outstanding	81,011,438	71,641,305
Basic (and diluted) earnings per share (€ per share)	(0.35)	(0.90)

(b) Diluted earnings per share

For the periods included in these financial statements, the share options are not included in the diluted earnings per share calculation as the Company was loss-making in all periods. Due to the anti-dilutive nature of the outstanding options, basic and diluted earnings per share are equal.

(c) Dividends per share

The Company did not declare dividends for any of the years presented in these financial statements.

25. Leases

The Company leases office and laboratory facilities of 4,818 square meters at Zernikedreef in Leiden, the Netherlands, where our headquarters and our laboratories are located. The current lease agreement for these facilities terminates on June 30, 2031. The lease agreement contains no significant dismantling requirements.

The initial 10-year lease agreement for the Leiden office and laboratory facilities was accounted for as of commencement date July 1, 2020. This 10-year period was extended by 1 year to an 11-year period in December 2020. The lease contract may be extended for subsequent 5-year periods. As the Company is not reasonably certain to exercise these extension options, these are not included in the lease term.

The initially recognized lease liability and the corresponding right-of-use asset for this lease contract, on July 1, 2020, amounted to € 16,203,000 and € 16,332,000, respectively. A modification to reflect the additional 1 year lease period resulted in an increase in the carrying amounts of the lease liability and the right-of-use asset in 2020 of € 1,260,000.

Annually in June, the lease price is amended to reflect an indexation. In June 2023, the lease liability was remeasured, resulting in an increase in the carrying amounts of the lease liability and the right-of-use asset of € 1,863,000 (2022: € 592,000).

The following table summarizes the relevant disclosures in relation to our leases in 2023 and 2022:

	2023	2022
	€ 1,000	€ 1,000
Depreciation charge for right-of-use asset	1,833	1,737
Interest expense on lease liability	774	793
Expense relating to short-term leases	28	94
Total cash outflow for leases	2,423	2,701
Additions to right-of-use assets during the period	1,863	592

The carrying amount of the right-of-use asset at the end of the reporting period is disclosed in Note 7 Property, Plant & Equipment.

A maturity analysis of our lease liability is included in Note 5 Financial Risk Management under (c) Liquidity risk. The total undiscounted commitment for lease agreements to which the Company had committed at December 31, 2023 amounts to € 18,511,000 (2022: € 18,646,000). This amount does not include potential commitments that may arise from contractual extension options, as the Company is not reasonably certain that any extension options will be exercised.

26. Commitments and Contingencies

(a) Claims

There are no claims known to management related to the activities of the Company.

(b) Patent license agreements

On October 29, 2018, ProQR signed an agreement with Ionis Pharmaceuticals ("Ionis") to license QR-1123 (formerly "IONIS-RHO-2.5Rx"), an RNA medicine for autosomal dominant retinitis pigmentosa ("adRP") caused by the P23H mutation in the rhodopsin ("RHO") gene. Under the terms of the agreement, ProQR was granted an exclusive worldwide license to QR-1123 and relevant patents. In 2018, ProQR paid the first installment of an upfront payment in ordinary shares in the aggregate amount of \$ 2,500,000 at \$ 22.23 per share, which represents a 20% premium (based on the volume weighted average price of the previous 20 trading days) to its common stock, to Ionis upon signing the agreement. In 2019, ProQR paid the second installment of the upfront payment in ordinary shares in the aggregate amount of \$ 3,501,000, at \$ 9.43 per share. This license agreement was terminated effective January 2024.

In April 2014, the Company entered into a Patent License Agreement with Radboud University Medical Center ("Radboud") in the field of antisense oligonucleotide-based therapy for Leber congenital amaurosis ("LCA"). Under the terms of this license agreement, the Company has an exclusive, sublicensable, world-wide royalty-bearing license under certain Radboud patent rights to develop, make, have made, use, sell, offer for sale and import certain licensed products of Radboud for use in all prophylactic and therapeutic uses in the field of LCA. This license is assigned in full per December 2023 as part of the divestment of the product seprofarsen.

In June 2015, the Company entered into another license agreement with Radboud. Under the terms of this license agreement, the Company has an exclusive, sublicensable, world-wide royalty-bearing license under certain Radboud patent rights to develop, make, have made, use, sell, offer for sale and import certain licensed products of Radboud for use in all prophylactic and therapeutic uses in the field of Usher syndrome. This license was assigned in full per December 2023 as part of the divestment of the product ultevursen.

In January 2018, the Company entered into a license agreement with Inserm Transfert SA and Assistance-Publique-Hôpitaux de Paris. Under the terms of the agreement, the Company has a world-wide, exclusive,

royalty-bearing license under patent rights belonging to Inserm Transfert SA and other co-owners to develop, have developed, make, have made, use, have used and sell, have sold or otherwise distribute certain licensed products related to antisense oligonucleotides for treating LCA and method of treatment claims relating to modulation of the splicing of the CEP290 gene product. This license agreement is assigned per December 2023 in connection with the sale of the ophthalmology products, seprofarsen and ultevursen. In consideration for the assignment, the Company has agreed to accept certain royalty obligations upon seprofarsen reaching certain regulatory milestones and net sales of products sold.

In January 2017, the Company entered into an agreement with the Leiden University Medical Center (“LUMC”), which gives us a world-wide, exclusive, royalty-bearing license in the field of Huntington’s disease, under certain patent rights of LUMC regarding antisense oligonucleotide based therapies. This license agreement contains certain diligence obligations for the Company coupled to milestone payments and complements the Company’s intellectual property relating to the HD program. This license was terminated per July 2023.

In February 2019, the Company entered into an agreement with the University of Rochester, New York, which gives us a world-wide, exclusive, royalty-bearing, sublicensable license in the field of antisense oligonucleotides for use in nucleotide specific RNA editing through pseudouridylation, under certain patent rights of University of Rochester. This license agreement contains certain diligence obligations for the Company coupled to milestone payments and complements the Company’s intellectual property relating to the Axiomer/pseudouridylation program.

In September 2020, the Company entered into an agreement with Vico Therapeutics B.V., which gives us a world-wide, exclusive, royalty-bearing, sublicensable license in the field of the prophylactic and therapeutic use of antisense oligonucleotide for the treatment of Fuch’s Endothelial Corneal Dystrophy caused by a trinucleotide repeat, under certain patent rights of Vico Therapeutics B.V. In partial consideration of the rights and licenses granted by the license agreement, the Company is required to make annual maintenance payments. Unless terminated earlier in accordance with the terms of the license agreement, the agreement will stay in effect until the expiration of all of the licensed patent rights. The license agreement may be terminated by either party in the event of an uncured breach by the breaching party. Vico Therapeutics B.V. may terminate the license agreement if the Company applies for an order or an order is made declaring the Company bankrupt or granting the Company suspension of payments, or a liquidator is appointed for the Company, or the Company is dissolved, liquidated, or ceases to carry on all or a substantial part of its business or a decision is taken to that effect, or in the event uncured payment defaults. The development of this candidate has been suspended per the strategic shift in focus as announced in August 2022.

(c) Clinical support agreements

On February 9, 2018, the Company entered into an agreement with FFB, under which FFB has provided funding of \$ 6.8 million (€ 6.3 million) to advance ultevursen into the clinic.

Pursuant to the terms of the agreement, we were obligated to make certain repayments to FFB subject to development milestones. In December 2023, upon the occurrence of the sale of ultevursen to Théa, these payables were settled by means of a lump-sum payment in the amount of € 1.1 million and a percentage of earn-out payments for milestones and sales to be received by us from Théa, ranging from 5-10%.

(d) Research and development commitments

The Company has research and development commitments, mainly with CRO’s, amounting to € 8,893,000 at December 31, 2023 (2022: € 8,030,000). Of these obligations an amount of € 7,162,000 is due in 2024, the remainder is due in 2 to 5 years.

27. Related-Party Transactions

Details of transactions between the Company and related parties are disclosed below.

(a) Compensation of the Supervisory Board

The remuneration of the Supervisory Board members in 2023 is set out in the table below:

	2023			
	Short term employee benefits	Post employment benefits	Share-based payment	Total
	€ 1,000	€ 1,000	€ 1,000	€ 1,000
Mr. Dinko Valerio	74	—	76	150
Mr. Antoine Papiernik*	—	—	—	—
Ms. Alison F. Lawton	50	—	76	126
Mr. James Shannon	56	—	76	132
Mr. Bart Filius	49	—	78	127
Ms. Begoña Carreño**	50	—	34	84
Ms. Theresa Heggie***	30	—	241	271
	309	—	581	890

* Mr. Papiernik stepped down from the supervisory board on May 18, 2023.

** Ms. Carreño was elected to the supervisory board on May 18, 2023. The remuneration set forth for Ms. Carreño in the table above covers the period from May 18, 2023 to December 31, 2023.

*** Ms. Heggie was elected to the supervisory board on May 18, 2023. The remuneration set forth for Ms. Heggie in the table above covers the period from May 18, 2023 to December 31, 2023. Ms. Heggie's share-based payments include the effects of options and RSUs that were granted to her before her reappointment to the supervisory board on May 18, 2023.

The remuneration of the Supervisory Board members in 2022 is set out in the table below:

	2022			
	Short term employee benefits	Post employment benefits	Share-based payment	Total
	€ 1,000	€ 1,000	€ 1,000	€ 1,000
Mr. Dinko Valerio	74	—	104	178
Mr. Antoine Papiernik	—	—	—	—
Ms. Alison F. Lawton	52	—	104	156
Mr. James Shannon	59	—	104	163
Mr. Bart Filius	49	—	104	153
	234	—	416	650

In 2023 and 2022, Mr. Papiernik waived his compensation.

As at December 31, 2023:

- Mr. Dinko Valerio holds 725,692 ordinary shares in the Company, as well as 192,964 options. These options either vest in four annual equal tranches of 25% starting for the first time as of the first anniversary of the date of grant, or in thirteen tranches where the first tranche vests at the first anniversary of the grant date, and the remaining options vest in twelve equal tranches of 6.25% each subsequent quarter until the fourth anniversary of the grant date. In 2023, Mr. Valerio was awarded 22,608 options to acquire ordinary shares at an exercise price of \$ 3.41 per option. In 2022, Mr. Valerio was granted 23,931 options to acquire ordinary shares at an exercise price of \$ 8.01 per option.
- Mr. Antoine Papiernik does not hold any shares or options in the Company. As a managing partner of Sofinnova Partners SAS, the management company of Sofinnova Capital VII FCPR, holder of 2,764,194 ordinary shares, Mr. Papiernik may be deemed to have share voting and investment power with respect to such shares.
- Ms. Alison F. Lawton holds 205,784 options. These options either vest in four annual equal tranches of 25% starting for the first time as of the first anniversary of the date of grant, or in thirteen tranches where the first tranche vests at the first anniversary of the grant date, and the remaining options vest in twelve equal tranches of 6.25% each subsequent quarter until the fourth anniversary of the grant date. In 2023, Ms. Lawton was granted 22,608 options to acquire ordinary shares at an exercise price of \$ 3.41 per option. In 2022, Ms. Lawton was granted 23,931 options to acquire ordinary shares at an exercise price of \$ 8.01 per option.
- Mr. James Shannon holds 61,538 ordinary shares in the Company and 202,044 options. These options either vest in four annual equal tranches of 25% starting for the first time as of the first anniversary of the date of grant, or in thirteen tranches where the first tranche vests at the first anniversary of the grant date, and the remaining options vest in twelve equal tranches of 6.25% each subsequent quarter until the fourth anniversary of the grant date. In 2023, Mr. Shannon was granted 22,608 options to acquire ordinary shares at an exercise price of \$ 3.41 per option. In 2022, Mr. Shannon was granted 23,931 options to acquire ordinary shares at an exercise price of \$ 8.01 per option.
- Mr. Bart Filius holds 107,148 options. These options either vest in four annual equal tranches of 25% starting for the first time as of the first anniversary of the date of grant, or in thirteen tranches where the first tranche vests at the first anniversary of the grant date, and the remaining options vest in twelve equal tranches of 6.25% each subsequent quarter until the fourth anniversary of the grant date. In 2023, Mr. Filius was granted 22,608 options to acquire ordinary shares at an exercise price of \$ 3.41 per option. In 2022, Mr. Filius was granted 23,931 options to acquire ordinary shares at an exercise price of \$ 8.01 per option.
- Ms. Begoña Carreño holds 26,468 options. These options vest in thirteen tranches where the first tranche vests at the first anniversary of the grant date, and the remaining options vest in twelve equal tranches of 6.25% each subsequent quarter until the fourth anniversary of the grant date. In 2023, Ms. Carreño was granted 22,903 options to acquire ordinary shares at an exercise price of \$ 3.41 per option. In 2022, Ms. Carreño was granted 3,565 options to acquire ordinary shares at an exercise price of \$ 0.95 per option.
- Ms. Theresa Heggie holds 26,499 ordinary shares in the Company and 334,756 options. These options either vest in four annual equal tranches of 25% starting for the first time as of the first anniversary of the date of grant, or in thirteen tranches where the first tranche vests at the first anniversary of the grant date, and the remaining options vest in twelve equal tranches of 6.25% each subsequent quarter until the fourth anniversary of the grant date. In 2023, Ms. Heggie was granted 14,418 options to acquire ordinary shares at an exercise price of \$ 1.74 per option. In 2022, Ms. Heggie was granted 159,150 options to acquire ordinary shares at an average exercise price of \$ 0.84 per option.

(b) Compensation of key management

Our management board is supported by our officers, or senior management. Mr. Daniel de Boer and Mr. Rene Beukema are the statutory directors of the Company. The total remuneration of the management board and senior management in 2023 amounted to € 5,508,000 with the details set out in the table below.

	2023			
	Short term employee benefits	Post employment benefits	Share-based payment	Total
	€ 1,000	€ 1,000	€ 1,000	€ 1,000
Mr. D.A. de Boer ¹	1,167	27	1,245	2,439
Mr. R.K. Beukema ¹	892	23	395	1,310
Management Board	2,059	50	1,640	3,749
Senior Management	1,145	52	562	1,759
	3,204	102	2,202	5,508

¹ Short term employee benefits include bonuses for Mr. Daniel de Boer of € 643,000 and for Mr. Rene Beukema of € 481,000 based on goals realized in 2023.

The total remuneration of the management board and senior management in 2022 amounted to € 7,536,000 with the details set out in the table below:

	2022			
	Short term employee benefits	Post employment benefits	Share-based payment	Total
	€ 1,000	€ 1,000	€ 1,000	€ 1,000
Mr. D.A. de Boer ¹	1,295	24	1,145	2,464
Mr. R.K. Beukema ¹	284	10	169	463
Management Board	1,579	34	1,314	2,927
Senior Management	3,980	123	506	4,609
	5,559	157	1,820	7,536

¹ Short term employee benefits include a bonus for Mr. Daniel de Boer of € 791,000 and for Mr. Rene Beukema of € 84,000 based on goals realized in 2022. The remuneration set forth for Mr. Beukema in the table above covers the period from July 1, 2022 to December 31, 2022.

As at December 31, 2023:

- Mr. Daniel de Boer holds 705,309 ordinary shares in the Company as well as 4,011,888 options. These options either vest in four annual equal tranches of 25% starting for the first time as of the first anniversary of the date of grant, or in thirteen tranches where the first tranche vests at the first anniversary of the grant date, and the remaining options vest in twelve equal tranches of 6.25% each subsequent quarter until the fourth anniversary of the grant date. In 2023, Mr. de Boer was awarded 442,182 options at an exercise price of \$ 3.41 per option. In 2022, Mr. de Boer was awarded 1,650,051 options to acquire ordinary shares at an average exercise price of \$ 0.76 per option. These options had

a remaining weighted-average contractual life of 6.7 years as at December 31, 2023. At December 31, 2023, Mr. de Boer had not exercised any of the options that were awarded to him.

- Mr. Rene Beukema holds 460,000 ordinary shares in the Company as well as 1,363,318 options. These options either vest in four annual equal tranches of 25% starting for the first time as of the first anniversary of the date of grant, or in thirteen tranches where the first tranche vests at the first anniversary of the grant date, and the remaining options vest in twelve equal tranches of 6.25% each subsequent quarter until the fourth anniversary of the grant date. In 2023, Mr. Beukema was awarded 132,123 options to acquire ordinary shares at an exercise price of \$ 3.41 per option. In 2022, Mr. Beukema was awarded 1,000,000 options to acquire ordinary shares at an exercise price of \$ 0.66 per option. These options had a remaining weighted-average contractual life of 7.6 years as at December 31, 2023. In 2023 and 2022, Mr. Beukema did not exercise any of the options that were awarded to him.

ProQR does not grant any loans, advance payments and guarantees to members of the Management and Supervisory Board.

(c) Transactions with Yarrow Biotechnology, Inc.

As described in Note 8. Investments in Associates, the Company, as of October 2023, no longer has significant influence over Yarrow Biotechnology, Inc. Yarrow is therefore, no longer considered a related party as of that point onwards. The Company did not have any transactions with Yarrow in the year ended December 31, 2023. Transactions with Yarrow for the year ended December 31, 2022 are described in Note 17. *Revenue*.

28. Subsequent events

No significant events occurred after the balance sheet date.

Company balance sheet at December 31, 2023

(Before appropriation of result)

	Note	December 31, 2023	December 31, 2022 (revised)
		€ 1,000	€ 1,000
ASSETS			
Non-current assets			
Participating interests	31	--	--
Receivables from group companies	32	52,617	39,020
Other investments in financial assets		--	621
		52,617	39,641
Current assets			
Other taxes	33	523	606
Prepayments and other receivables	34	308	631
Cash and cash equivalents	35	112,580	86,139
		113,411	87,376
TOTAL ASSETS		166,028	127,017
EQUITY			
Shareholders' equity			
Share capital		3,370	3,370
Share premium reserve		412,894	412,540
Equity settled employee benefits reserve		25,159	29,052
Translation reserve		817	1,212
Accumulated deficit		(371,192)	(312,272)*
Unappropriated result		(29,658)	(65,298)*
	36	41,390	68,604
LIABILITIES			
Provisions	37	50,648	41,881*
Current liabilities			
Derivative financial instruments at fair value through profit or loss		311	1,263
Payables to group companies	38	72,251	14,484
Trade payables		22	12
Social securities and other taxes		336	47
Other current liabilities		1,070	726
		73,990	16,532
TOTAL LIABILITIES		124,638	58,413
TOTAL EQUITY AND LIABILITIES		166,028	127,017

The accompanying notes are an integral part of these financial statements.

* Includes a retrospective adjustment as explained in Note 1 on pages 42 and 43.

Company income statement for the year ended December 31, 2023

	Note	2023	2022 (revised)
		€ 1,000	€ 1,000
Share in results of participating interests, after taxation	31	(26,418)	(59,572)*
Other result after taxation		(3,240)	(5,726)
Net result for the year		(29,658)	(65,298)

The accompanying notes are an integral part of these financial statements.

* Includes a retrospective adjustment as explained in Note 1 on pages 42 and 43.

Notes to the Company financial statements for the year ended December 31, 2023

29. General

The company financial statements are part of the 2023 financial statements of ProQR Therapeutics N.V. (the 'Company') and have been prepared in accordance with the legal requirements of Part 9, Book 2 of the Netherlands Civil Code.

With reference to the income statement of the company, use has been made of the exemption pursuant to Section 402 of Book 2 of the Netherlands Civil Code.

For information on risk exposure and risk management, see Note 5 to the consolidated financial statements.

30. Principles for the measurement of assets and liabilities and the determination of the result

For setting the principles for the recognition and measurement of assets and liabilities and determination of the result for its company financial statements, the Company makes use of the option provided in section 2:362(8) of the Netherlands Civil Code. This means that the principles for the recognition and measurement of assets and liabilities and determination of the result (hereinafter referred to as principles for recognition and measurement) of the company financial statements of the Company are the same as those applied for the consolidated IFRS financial statements. See page 45 for a description of these principles.

Participating interests in group companies

Participating interests in group companies are valued using the equity method, applying the IFRS accounting policies endorsed by the European Union. Following the adoption of IFRS 9 by the Company, and our interpretation of the Dutch Accounting Standard 100.107A, the Company shall, upon identification of a credit loss on an intercompany loan and/or receivable, eliminate the carrying amount of the intercompany loan and/or receivable for the value of the identified credit loss.

Result of participating interests

The share in the result of participating interests consists of the share of the Company in the result of these participating interests. Insofar as gains or losses on transactions involving the transfer of assets and liabilities between the Company and its participating interests or between participating interests themselves can be considered unrealized, they have not been recognised.

Provisions

Participating interests with a negative net asset value are valued at nil. This measurement also covers any receivables provided to the participating interests that are, in substance, an extension of the net investment. In particular, this relates to loans for which settlement is neither planned nor likely to occur in the foreseeable future. A share in the profits of the participating interest in subsequent years will only be recognised if and to the extent that the cumulative unrecognised share of loss has been absorbed. If the Company fully or partially guarantees the debts of the relevant participating interest, or if has the constructive obligation to enable the participating interest to pay its debts (for its share therein), then a provision is recognised accordingly to the amount of the estimated payments by the Company on behalf of the participating interest.

Corporate income taxes

ProQR Therapeutics N.V. is the head of the Dutch fiscal unity for corporate income taxes. The Company recognizes the portion of corporate income tax that it would owe as an independent taxpayer, taking into account the allocation of the advantages of the fiscal unity.

31. Participating interests

	December 31, 2023	December 31, 2022
	€ 1,000	€ 1,000
Participating interests	--	--
	--	--

At December 31, 2023, the Company, having its statutory seat in Leiden, the Netherlands, is the ultimate parent company of the following consolidated participating interests:

Name	Location	Share in issued capital
ProQR Therapeutics Holding B.V.	Leiden, the Netherlands	100%
ProQR Therapeutics I B.V.	Leiden, the Netherlands	100%
ProQR Therapeutics II B.V.	Leiden, the Netherlands	100%
ProQR Therapeutics III B.V.	Leiden, the Netherlands	100%
ProQR Therapeutics IV B.V.	Leiden, the Netherlands	100%
ProQR Therapeutics V B.V.	Leiden, the Netherlands	100%
ProQR Therapeutics VI B.V.	Leiden, the Netherlands	100%
ProQR Therapeutics VII B.V.	Leiden, the Netherlands	100%
ProQR Therapeutics VIII B.V.	Leiden, the Netherlands	100%
ProQR Therapeutics IX B.V.	Leiden, the Netherlands	100%
ProQR Therapeutics I Inc.	Delaware, United States	100%

ProQR Therapeutics Holding B.V. is an intermediate holding company and the only subsidiary owned directly by ProQR Therapeutics N.V.

ProQR Therapeutics N.V. is also statutory director of Stichting Bewaarneming Aandelen ProQR ("ESOP Foundation"). For details on accounts receivable from group companies and other receivables, reference is made to notes 32 and 34.

32. Receivables from group companies

	December 31, 2023	December 31, 2022
	€ 1,000	€ 1,000
Non-current receivables from group companies	52,617	39,020
	52,617	39,020

33. Other Taxes

	December 31, 2023	December 31, 2022
	€ 1,000	€ 1,000
Value added tax	523	606
	523	606

All receivables are considered short-term and due within one year.

34. Prepayments and Other Receivables

	December 31, 2023	December 31, 2022
	€ 1,000	€ 1,000
Prepayments	63	577
Other receivables	245	54
	308	631

All receivables are considered short-term and due within one year.

35. Cash and Cash Equivalents

	December 31, 2023	December 31, 2022
	€ 1,000	€ 1,000
Cash at banks	53,430	86,139
Deposits	59,150	--
	112,580	86,139

The cash at banks is at full disposal of the Company. Deposits are fixed for at most 3 month periods at a time.

36. Shareholders' equity

	Share Capital	Share Premium	Equity Settled Employee Benefit Reserve	Option premium on convertible loan	Translation Reserve	Accumulated Deficit	Unappropriated result	Total Equity
	€ 1,000	€ 1,000	€ 1,000	€ 1,000	€ 1,000	€ 1,000	€ 1,000	€ 1,000
Balance at January 1, 2022	2,995	398,309	28,443	1,426	430	(253,739)	(60,737)	117,127
Retained result	--	--	--	--	--	(60,737)	60,737	--
Foreign exchange differences	--	--	--	--	782	--	--	782
Recognition of share-based payments	--	--	2,869	--	--	--	--	2,869
Issue of ordinary shares	375	14,197	--	--	--	--	--	14,572
Equity component convertible loan	--	--	--	(1,426)	--	(56)	--	(1,482)
Share options lapsed	--	--	(1,817)	--	--	1,817	--	--
Share options exercised	--	34	(443)	--	--	443	--	34
Result for the year	--	--	--	--	--	--	(65,298)	(65,298)
Balance at December 31, 2022	3,370	412,540	29,052	--	1,212	(312,272)	(65,298)	68,604
Retained result	--	--	--	--	--	(65,298)	65,298	--
Other comprehensive loss	--	--	--	--	(395)	(621)	--	(1,016)
Recognition of share-based payments	--	--	3,106	--	--	--	--	3,106
Share options lapsed	--	--	(6,280)	--	--	6,280	--	--
Share options exercised	--	354	(719)	--	--	719	--	354
Result for the year	--	--	--	--	--	--	(29,658)	(29,658)
Balance at December 31, 2023	3,370	412,894	25,159	--	817	(371,192)	(29,658)	41,390

The 2022 result was added to the accumulated deficit in accordance with the resolution of the Annual General Meeting of shareholders. At the upcoming Annual General Meeting of shareholders, it will be proposed to add the 2023 result to the accumulated deficit. For more details we refer to Note 13 to the consolidated financial statements.

Reconciliation of shareholders' equity and net result per the consolidated financial statements with shareholders' equity and net result per the company financial statements

	December 31, 2023	December 31, 2022
	€ 1,000	€ 1,000
Shareholders' equity according to the consolidated balance sheet	41,390	66,681
Share in results of participating interests with negative equity for which no provision is recognized	--	1,923
Shareholders' equity according to the company balance sheet	41,390	68,604

	December 31, 2023	December 31, 2022
	€ 1,000	€ 1,000
Net result according to the consolidated profit and loss account	(27,735)	(64,204)
Effect of results of participating interests with negative equity for which no provision is recognized	(1,923)	(1,094)
Net result according to the company profit and loss account	(29,658)	(65,298)

37. Provisions

	2023	2022
Provision for negative equity group company	€ 1,000	€ 1,000
Balance at January 1	41,881	35,569
Provisions made during the year	8,767	6,312
Balance at December 31	50,648	41,881

38. Payables to group companies

	December 31, 2023	December 31, 2022
	€ 1,000	€ 1,000
Payables to group companies	72,251	14,484
	72,251	14,484

39. Employee benefits

ProQR Therapeutics N.V. has two employees: Daniel de Boer and Rene Beukema. The disclosure of their remuneration is included in Note 27 to the consolidated financial statements.

40. Commitments and Contingencies

(a) Claims

There are no claims known to management related to the activities of the Company.

(b) Several liability and guarantees

The Company has issued declarations of joint and several liabilities for debts arising from the actions of Dutch consolidated participating interests, as meant in article 2:403 of the Netherlands Civil Code.

The Company constitutes a tax entity with its Dutch subsidiaries for corporate income tax purposes; the standard conditions prescribe that all companies of the tax entity are jointly and severally liable for the corporate income tax payable.

41. Auditor fees

The fees for services provided by our external auditor, KPMG Accountants N.V. for the years ended December 31, 2023 and 2022 are specified below for each of the financial years indicated:

	2023	2022
	€ 1,000	€ 1,000
Audit fees	588	512
Audit-related fees	--	32
Tax fees	--	--
All other fees	--	--
	588	544

Audit fees consist of aggregate fees for professional services provided in connection with the annual audit of our financial statements. Audit-related fees consist of procedures relating to share offerings, such as comfort letters, as well as consents and review of documents filed with the SEC.

Signing of the Annual Report

Leiden, March 13, 2024,

D.A. de Boer

D. Valerio

R.K. Beukema

A.F. Lawton

J.S.S. Shannon

B. Filius

T. Heggie

B. Carreño

Other information

Independent auditor's report

Reference is made to the independent auditor's report as included hereinafter.

Statutory arrangement concerning the appropriation of the result

In the Company's articles of association the following has been presented concerning the appropriation of result:

1. The profit is at the free disposal of the General Meeting of Shareholders.
2. The Company may only distribute profits to shareholders and other recipients to distributable profits to the extent that the equity exceeds the paid up capital plus the reserves required by law.
3. Distribution of profits shall take place after adoption of the annual accounts from which it becomes clear that distribution is permissible.
4. When calculating the distribution of profits shares held by the Company shall be disregarded, unless this shares has been encumbered with usufruct or right of pledge or certificates thereof are issued as a result of which the entitlement to profits accrue to the usufructuary, pledgee or holder of the certificates.
5. Certificates held by the Company or whereon the Company holds limited rights as a result of which the Company is entitled to distribution of profits shall also be disregarded when calculating the distribution of profits.
6. The Company may make interim distributions, only if the requirements in paragraph 2 are met.

Independent auditor's report

To the General Meeting of Shareholders and the Supervisory Board of ProQR Therapeutics N.V.

REPORT ON THE AUDIT OF THE FINANCIAL STATEMENTS 2023 INCLUDED IN THE ANNUAL REPORT

Our opinion

In our opinion:

- the accompanying consolidated financial statements give a true and fair view of the financial position of ProQR Therapeutics N.V. as at December 31, 2023 and of its result and its cash flows for the year then ended, in accordance with IFRS Accounting Standards as endorsed by the European Union ("EU-IFRS") and with Part 9 of Book 2 of the Dutch Civil Code.
- the accompanying company financial statements give a true and fair view of the financial position of ProQR Therapeutics N.V. as at December 31, 2023 and of its result for the year then ended, in accordance with Part 9 of Book 2 of the Dutch Civil Code.

What we have audited

We have audited the financial statements 2023 of ProQR Therapeutics N.V. (the "Company") based in Leiden, the Netherlands. The financial statements comprise the consolidated financial statements and the company financial statements.

The consolidated financial statements comprise:

1. the consolidated statement of financial position as at December 31, 2023;
2. the following consolidated statements for 2023: the statements of profit or loss and comprehensive income, changes in equity, and cash flows; and
3. the notes comprising a summary of the significant accounting policies and other explanatory information.

The company financial statements comprise:

1. the company balance sheet as at December 31, 2023;
2. the company income statement for the year ended December 31, 2023; and
3. the notes comprising a summary of the accounting policies and other explanatory information.

Basis for our opinion

We conducted our audit in accordance with Dutch law, including the Dutch Standards on Auditing. Our responsibilities under those standards are further described in the 'Our responsibilities for the audit of the financial statements' section of our report.

We are independent of ProQR Therapeutics N.V. in accordance with the 'Wet toezicht accountantsorganisaties' ("Wta, Audit firms supervision act"), the 'Verordening inzake de onafhankelijkheid van accountants bij assurance-opdrachten' ("ViO, Code of Ethics for Professional Accountants, a regulation with respect to independence") and other relevant independence regulations in the Netherlands. Furthermore, we have complied with the 'Verordening gedrags- en beroepsregels accountants' ("VGBA, Dutch Code of Ethics").

We designed our audit procedures in the context of our audit of the financial statements as a whole and in forming our opinion thereon. The information in respect of going concern, fraud and non-compliance with laws and regulations and the key audit matter was addressed in this context, and we do not provide a separate opinion or conclusion on these matters.

We believe the audit evidence we have obtained is sufficient and appropriate to provide a basis for our opinion.

Information in support of our opinion

Summary

Materiality
<ul style="list-style-type: none"> • Materiality of EUR 1.2 million • 4% of result before corporate income taxes
Group audit
<ul style="list-style-type: none"> • Audit coverage of 100% of result before corporate income taxes • Audit coverage of 100% of total operating costs
Risk of material misstatements related to Fraud, NOCLAR and Going Concern
<ul style="list-style-type: none"> • Fraud & Non-compliance with laws and regulations (Noclar) related risks: presumed risk of fraud identified with respect to management override of controls • Going concern related risks: no significant going concern risks identified
Key audit matters
<ul style="list-style-type: none"> • Accounting for research and development costs

Materiality

Based on our professional judgement we determined the materiality for the financial statements as a whole at EUR 1.2 million (2022: EUR 2 million). The materiality is determined with reference to result before corporate income taxes (4%). We consider the result before corporate income taxes as the most appropriate benchmark because this best reflects the nature of the entity being in the pre-clinical phase, including both operating costs as well as revenue from collaboration agreements. We have also taken into account misstatements and/or possible misstatements that in our opinion are material for the users of the financial statements for qualitative reasons.

We agreed with the Audit Committee of the Supervisory Board that misstatements identified during our audit in excess of EUR 55,000 would be reported to them, as well as smaller misstatements that in our view must be reported on qualitative grounds.

Scope of the group audit

ProQR Therapeutics N.V. is at the head of a group of components. The financial information of this group is included in the financial statements of ProQR Therapeutics N.V.

The financial administration for all group entities is centralized in the Netherlands. Consequently, we have centralized our audit approach and we performed the audit procedures ourselves. By performing the procedures ourselves, we have been able to obtain sufficient and appropriate audit evidence about the group's financial information to provide an opinion about the financial statements.

Audit response to the risk of fraud and non-compliance with laws and regulations

In chapter "Risks of fraud and non-compliance with laws and regulations" of the annual report, the Management Board describes its procedures in respect of the risk of fraud and non-compliance with laws and regulations.

As part of our audit, we have gained insights into the Company and its business environment and the Company's risk management in relation to fraud and non-compliance. Our procedures included, among other things, assessing the Company's code of conduct, whistleblowing procedures, incidents register and its procedures to investigate indications of possible fraud and non-compliance. Furthermore, we performed relevant inquiries with the Management Board, Audit Committee of the Supervisory Board and other relevant functions, such as Legal Counsel. We have also incorporated elements of unpredictability in our audit, including selecting items for control testing outside our customary selection parameters.

As a result from our risk assessment, we identified the following laws and regulations as those most likely to have a material effect on the financial statements in case of non-compliance:

- FDA and EMA regulations
- Anti-corruption laws
- Intellectual property and information protection laws and regulations; and
- U.S. securities laws and regulations

Further, we assessed the presumed fraud risk on revenue recognition as not significant, because the revenue transactions are related to collaboration agreements and are not resulting from commercialization of products. As such, the recurring entries related to amortization of deferred upfront payments are limited and non-complex.

Based on the above and on the auditing standards, we identified the following fraud risk that is relevant to our audit, and responded as follows:

Management override of controls (a presumed risk)

Risk:

- Management is in a unique position to manipulate accounting records and prepare fraudulent financial statements by overriding controls that otherwise appear to be operating effectively.

Responses:

- We evaluated the design and the implementation and, where considered appropriate, tested the operating effectiveness of internal controls that mitigate fraud risks, such as controls related to journal entries.
- We performed a data analysis of high-risk journal entries and evaluated key estimates and judgments for bias by the Company's management. Where we identified instances of unexpected journal entries or other risks through our data analytics, we performed additional audit procedures to address each identified risk, including testing of transactions back to source information.
- We paid particular attention to unsupported journal entries manipulating the allocation of various costs between R&D and general and administrative expenses from the basis that the external users of the financial statements focus on its R&D. R&D costs consist principally of the costs associated with research and development activities, conducting pre-clinical studies and clinical trials and activities related to regulatory filings.

Our evaluation of procedures performed related to fraud did not result in an additional key audit matter.

We communicated our risk assessment, audit responses and results to the Management Board and the Audit Committee of the Supervisory Board.

Our audit procedures did not reveal indications and/or reasonable suspicion of fraud and non-compliance that are considered material to our audit.

Audit response to going concern – no significant risk identified

As explained in Note 2(d) of the financial statements, the Management Board has performed its going concern assessment and has not identified any going concern risks. To assess the Management Board's assessment, we have performed, inter alia, the following procedures:

- we considered whether the management board's assessment of the going concern risks includes all relevant information of which we are aware as a result of our audit;
- we analyzed the company's financial and liquidity position as at year-end and compared it to the previous financial year as well as expected research and development cash outflows in terms of indicators that could identify significant going concern risks;
- we compared the current financial year's operating loss and the related cash outflows with the expected current financial year's operating loss and cash outflows.

The outcome of our risk assessment procedures did not give reason to perform additional audit procedures on management's going concern assessment.

Our key audit matters

Key audit matters are those matters that, in our professional judgement, were of most significance in our audit of the financial statements. We have communicated the key audit matter to the Audit Committee of the Supervisory Board. The key audit matter is not a comprehensive reflection of all matters discussed.

The key audit matter was addressed in the context of our audit of the financial statements as a whole and in forming our opinion thereon, and we do not provide a separate opinion on this matter.

Accounting for research and development costs

Description

Research and development ("R&D") expenses, amounting to EUR 25.1 million (2022: EUR 50.9 million), relate to the development of the RNA editing platforms that form the primary business of the Company. The treatment candidates are in the development phase and do not generate revenue from sales. The size of the transactions and to a lesser extent the complexity of the recognition and measurement resulted in significant audit effort. As such, we have considered the accounting for R&D expenses a key audit matter.

Our response

The following are the primary procedures we performed to address this key audit matter:

- We evaluated the design and implementation and tested the operating effectiveness of internal controls related to the Company's R&D expense process, including controls over the monthly accrual process.
- Further, we performed test of details by validating R&D expenses to underlying support of the recorded expenses and related accruals.
- Among others, we have assessed the accounting for a selection of significant contracts of vendors and suppliers.

Our observation

Overall, the results of our procedures performed on management's accounting and disclosure for R&D expenses in the financial statements are satisfactory.

REPORT ON THE OTHER INFORMATION INCLUDED IN THE ANNUAL REPORT

In addition to the financial statements and our auditor's report thereon, the annual report contains other information.

Based on the following procedures performed, we conclude that the other information:

- is consistent with the financial statements and does not contain material misstatements; and
- contains all the information regarding the management report and other information as required by Part 9 of Book 2 of the Dutch Civil Code.

We have read the other information. Based on our knowledge and understanding obtained through our audit of the financial statements or otherwise, we have considered whether the other information contains material misstatements.

By performing these procedures, we comply with the requirements of Part 9 of Book 2 of the Dutch Civil Code and the Dutch Standard 720. The scope of the procedures performed is less than the scope of those performed in our audit of the financial statements.

The Management Board is responsible for the preparation of the other information, including the information as required by Part 9 of Book 2 of the Dutch Civil Code.

REPORT ON OTHER LEGAL AND REGULATORY REQUIREMENTS

Engagement

We were initially appointed by the General Meeting of Shareholders as auditor of ProQR Therapeutics N.V. on June 23, 2020, as of the audit for the year 2021 and have operated as statutory auditor ever since that financial year.

DESCRIPTION OF RESPONSIBILITIES REGARDING THE FINANCIAL STATEMENTS

Responsibilities of the Management Board and the Supervisory Board for the financial statements

The Management Board is responsible for the preparation and fair presentation of the financial statements in accordance with EU-IFRS and Part 9 of Book 2 of the Dutch Civil Code. Furthermore, the Management Board is responsible for such internal control as the Management Board determines is necessary to enable the preparation of the financial statements that are free from material misstatement, whether due to fraud or error. In that respect the Management Board, under supervision of the Supervisory Board, is responsible for the prevention and detection of fraud and non-compliance with laws and regulations, including determining measures to resolve the consequences of it and to prevent recurrence.

As part of the preparation of the financial statements, the Management Board is responsible for assessing the company's ability to continue as a going concern. Based on the financial reporting frameworks mentioned, the Management Board should prepare the financial statements using the going concern basis of accounting unless the Management Board either intends to liquidate the Company or to cease operations, or has no realistic alternative but to do so. The Management Board should disclose events and circumstances that may cast significant doubt on the company's ability to continue as a going concern in the financial statements.

The Supervisory Board is responsible for overseeing the company's financial reporting process.

Our responsibilities for the audit of the financial statements

Our objective is to plan and perform the audit engagement in a manner that allows us to obtain sufficient and appropriate audit evidence for our opinion.

Our audit has been performed with a high, but not absolute, level of assurance, which means we may not have detected all material errors and fraud during our audit.

Misstatements can arise from fraud or errors and are considered material if, individually or in the aggregate, they could reasonably be expected to influence the economic decisions of users taken on the basis of the financial statements. The materiality affects the nature, timing and extent of our audit procedures and the evaluation of the effect of identified misstatements on our opinion.

A further description of our responsibilities for the audit of the financial statements is included in the appendix of this auditor's report. This description forms part of our independent auditor's report.

Amstelveen, March 13, 2024

KPMG Accountants N.V.

B.S. Geerling RA

Appendix: Description of our responsibilities for the audit of the financial statements

APPENDIX

Description of our responsibilities for the audit of the financial statements

We have exercised professional judgement and have maintained professional scepticism throughout the audit, in accordance with Dutch Standards on Auditing, ethical requirements and independence requirements. Our audit included among others:

- identifying and assessing the risks of material misstatement of the financial statements, whether due to errors or fraud, designing and performing audit procedures responsive to those risks, and obtaining audit evidence that is sufficient and appropriate to provide a basis for our opinion. The risk of not detecting a material misstatement resulting from fraud is higher than for one resulting from errors, as fraud may involve collusion, forgery, intentional omissions, misrepresentations, or the override of internal control;
- obtaining an understanding of internal control relevant to the audit in order to design audit procedures that are appropriate in the circumstances, but not for the purpose of expressing an opinion on the effectiveness of the Company's internal control;
- evaluating the appropriateness of accounting policies used and the reasonableness of accounting estimates and related disclosures made by the Management Board;
- concluding on the appropriateness of management's use of the going concern basis of accounting and based on the audit evidence obtained, whether a material uncertainty exists related to events or conditions that may cast significant doubt on the Company's ability to continue as a going concern. If we conclude that a material uncertainty exists, we are required to draw attention in our auditor's report to the related disclosures in the financial statements or, if such disclosures are inadequate, to modify our opinion. Our conclusions are based on the audit evidence obtained up to the date of our auditor's report. However, future events or conditions may cause the company to cease to continue as a going concern;
- evaluating the overall presentation, structure and content of the financial statements, including the disclosures; and
- evaluating whether the financial statements represent the underlying transactions and events in a manner that achieves fair presentation.

We are solely responsible for the opinion and therefore responsible to obtain sufficient appropriate audit evidence regarding the financial information of the entities or business activities within the group to express an opinion on the financial statements. In this respect we are also responsible for directing, supervising and performing the group audit.

We communicate with those charged with governance regarding, among other matters, the planned scope and timing of the audit and significant audit findings, including any significant findings in internal control that we identify during our audit.

We provide the Audit Committee of the Supervisory Board with a statement that we have complied with relevant ethical requirements regarding independence, and to communicate with them all relationships and other matters that may reasonably be thought to bear on our independence, and where applicable, related safeguards.

From the matters communicated with the Audit Committee of the Supervisory Board, we determine the key audit matters: those matters that were of most significance in the audit of the financial statements. We describe these matters in our auditor's report unless law or regulation precludes public disclosure about the matter or when, in extremely rare circumstances, not communicating the matter is in the public interest.