



Developing medicines that prevent serious infections.

About us

Destiny Pharma

Our aim is to become a world-leading anti-infective company with a vibrant pipeline derived from several novel technologies.

We are a biotechnology company focused on the development of novel medicines that can prevent life-threatening infections. Our most advanced programmes include NTCD-M3, a Phase 3 ready treatment for the prevention of *Clostridioides difficile* infections ("CDI") recurrence, which is the leading cause of hospital-acquired infection in the US. We have recently closed a partnership for NTCD-M3 with Sebelo Pharmaceuticals for North American rights and they will now fund all clinical development including Phase 3 trials. We also have XF-73 nasal gel, targeting the prevention of post-surgical *Staphylococcal aureus* infections including MRSA. XF-73 nasal is also now moving towards Phase 3 and the company is actively seeking partnerships.

The pipeline also includes several earlier projects. We are co-developing SPOR-COV™, a novel, biotherapeutic product for the prevention of COVID-19 and influenza, running an XF-73 dermal programme targeted at wound and skin infections, and have several other grant-funded XF research projects.

We see significant demand from clinicians across the world for our products and are committed to bringing much-needed new medicines to the market to reduce the impact of serious infections on patient health and the financial burden on healthcare systems.

In this report

Strategic report

Highlights	1
At a glance	2
Chair's statement	4
Investment proposition	5
Market opportunity	6
Business model	12
Our strategy in action	13
CEO's operational and strategic review	14
Financial review	22
Environmental, social and governance report ("ESG")	24

Risks and uncertainties	30
Our stakeholders	32
Governance	
Introduction to corporate governance	34
Board of Directors	38
Directors' remuneration report	40
Directors' report	45
Statement of Directors' responsibilities	46

Financial statements

Independent auditor's report	47
Statement of comprehensive income	50
Statement of financial position	51
Statement of changes in equity	52
Statement of cash flows	53
Notes to the financial statements	54
Glossary	66
Corporate information	68

Highlights for 2022 and Q1 2023

Destiny Pharma

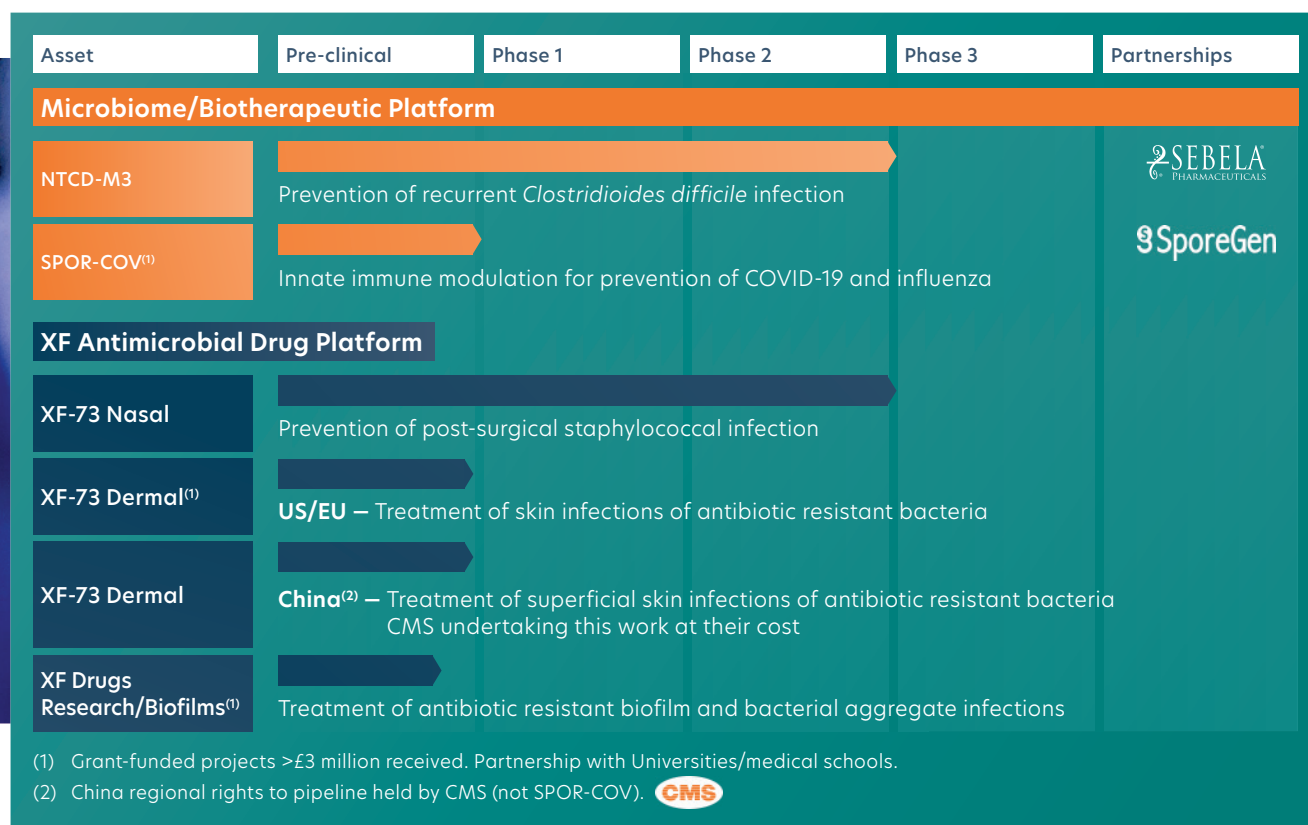
Destiny Pharma has two novel clinical assets heading towards Phase 3 clinical studies.

We are dedicated to the discovery, development and commercialisation of new anti-infectives that improve outcomes for patients and provide cost-effective medical care.

Collaboration and co-development agreement for NTCD-M3 signed with Sebela Pharmaceuticals (US, Canada and Mexico)	Regulatory pathway for NTCD-M3 in US and Europe clarified	New NTCD-M3 research data demonstrated its activity when used alongside fidaxomicin
NTCD-M3 US and European market research report underpins clinical need and market opportunity	Positive feedback from FDA in US and European Medicines Agency on planned XF-73 nasal gel Phase 3 programme	European market research report highlights clinical need and market opportunity of XF-73 nasal
China Medical Systems started XF-73 dermal research project in China targeting superficial skin infections	Research study in US of XF-73 dermal in serious wounds reported positive data. Project extended with US NIAID support	Award from Cystic Fibrosis Foundation to investigate potential of XF-73 to treat MRSA infection in cystic fibrosis
Dr Yuri Martina appointed as CMO	Balance sheet strengthened in March 2022 - £6.5 million gross raised from UK investors	Fundraise completed in March 2023 alongside Sebela agreement - £7.3 million gross raised from UK/EU investors. Funding to H2 2024

At a glance

Our drug product pipeline: Targeting unmet clinical needs.



Our collaborations:



Our lead assets are focused on infection prevention.

A diversified pipeline reduces the development risk

Funded to H2 2024 after £7.3 million raised in March 2023

Two late-stage clinical assets under IND in US heading towards Phase 3 clinical studies

NTCD-M3 to prevent *C. difficile* gut infections - 95% prevention of infection recurrence in Phase 2b

North America rights partnering deal signed for NTCD-M3 in February 2023 with Sebelo Pharmaceuticals

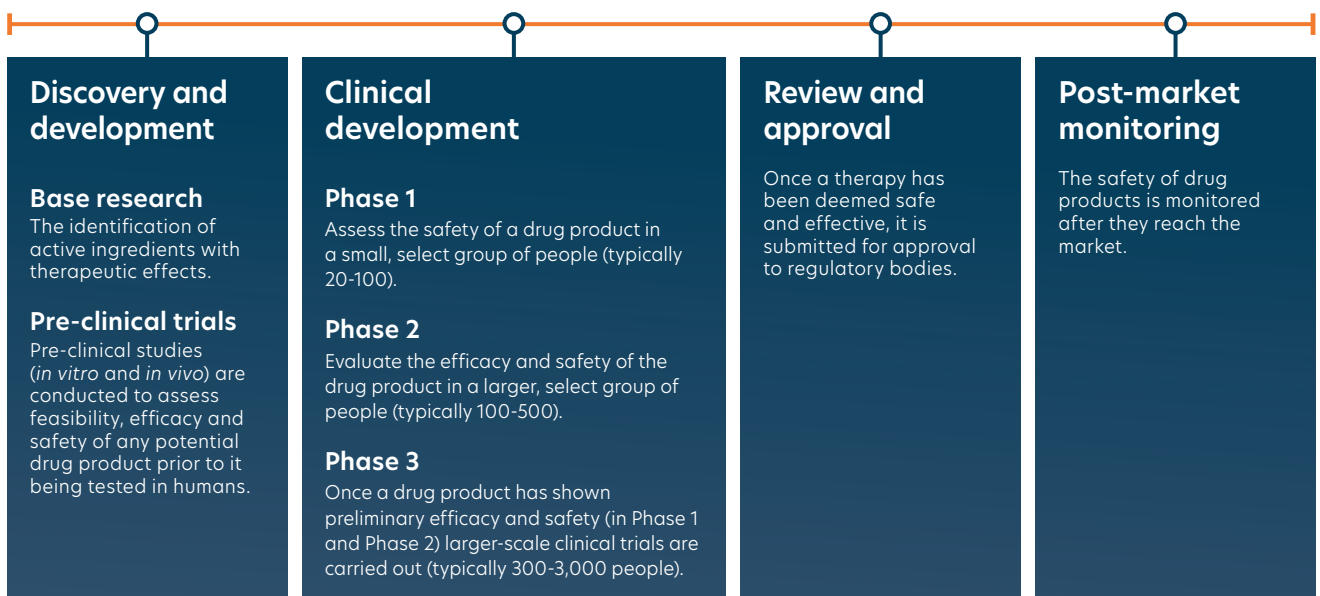
XF-73 to prevent post-surgical infections - reported excellent efficacy data in Phase 2

Earlier pipeline targeting COVID-19 and dermal infections largely funded by grants

Clinical programmes targeting >\$1 billion global markets with clear differentiation to competition

Global interest in infectious disease driven by rise of drug resistant superbugs/AMR and COVID-19

The drug development process:



Chair's statement



We made steady progress in 2022 and are very well positioned for the future having agreed a partnering agreement for NTCD-M3 and strengthening our balance sheet with a fundraise in early 2023.

Nick Rodgers
Chair

Our strategy is to develop life-saving medicines to prevent serious infections and deliver value to patients and shareholders.

Overview

2022 was a demanding year for Destiny although events in the first quarter of 2023 have improved matters significantly. In early 2022 we raised £6.5 million, which allowed the business to invest in activities that ultimately secured the recently announced North America partnering deal on NTCD-M3. We also made very good progress with regulators on finalising the Phase 3 clinical development plans for XF-73 nasal. Despite best efforts from the Destiny Pharma team, securing a deal for NTCD-M3 has taken longer than expected. Consequently, the Board took the decision to raise a further £7.3 million in March 2023 to strengthen our balance sheet, and to meet the requirements to close the Sebela NTCD-M3 North America partnering deal. This funding was completed against a backdrop of difficult financial markets and a depressed AIM life sciences sector. However, we were very pleased with the range of support from existing and new investors albeit the discounted share price was tough to accept. We remain convinced that our products have the potential to provide significant returns for shareholders in due course.

NTCD-M3 *C. difficile* programme

NTCD-M3 has a superior profile as a targeted, safe, effective and easy to use biotherapeutic treatment for the prevention of recurrence of *C. difficile* infections. In 2022 we were able to gather excellent regulatory guidance from the FDA and EMA and the market research we commissioned confirmed the market potential for the product.

We made steady progress on manufacturing clinical trial supplies and expect that to be completed by the end of 2023.

Collaboration and co-development agreement for NTCD-M3

We are pleased to have Sebela Pharmaceuticals as a partner for NTCD-M3 and know that they are committed to getting the product onto the market as soon as is reasonably possible. They have already expended significant effort in understanding the opportunity and they have the right resources to develop and then market the product in North America. Destiny Pharma retains the rights to secure partners outside of North America and the China region and we will seek out appropriate deals in these areas.

XF-73 nasal gel programme

During 2022 we finalised our Phase 3 development plans following discussions with both the FDA and EMA. There is a billion-dollar commercial opportunity for our XF-73 nasal gel as a novel treatment for the prevention of post-surgical staphylococcal infections.

Employees

We strengthened the team with the appointment of Dr Yuri Martina as Chief Medical Officer. He has already had a material impact on the finalisation of our Phase 3 development plans for XF-73 nasal. The staff have worked diligently to deliver results and the Board recognises the efforts made by them in 2022.

March 2023 fundraising

The fundraising in March was supported by a significant number of new shareholders as well as by existing shareholders. The fundraising was required to complete the Sebela deal and allows the company to complete the clinical trial supply manufacturing work on NTCD-M3. It also enables the company to progress the manufacturing and Phase 3 clinical trial preparation for our other lead asset, XF-73 nasal and to strengthen our negotiating position with potential partners.

Strategy

We believe that Destiny Pharma can deliver significant value to patients and shareholders by developing and partnering its two lead products. In my view, the current share price significantly discounts the value inherent in those two lead products and I hope that as we progress through the current year the share price will start to recognise at least some of that value and improve significantly.

The Board of Destiny Pharma would like to thank our investors for their continuing support and we welcome those new investors who supported our recent fundraising.

Nick Rodgers

Chair
12 April 2023

Investment proposition

Targeted approach to develop medicines for significant global markets

The Directors believe Destiny Pharma has the following key strengths which underpin the company's strategy:

Clear strategy to build a focused, world-leading company

Destiny Pharma's goal is to become a world-leading anti-infective development company with late-stage clinical assets and an earlier discovery pipeline derived from several technologies. We have a focus on infection prevention.

US market focus

Currently developing two late-stage clinical assets focused on the US market with additional global opportunities.

Increased global interest in anti-infectives and preventing infections

The COVID-19 pandemic highlighted the global need for new anti-infective medicines - viral and bacterial. Destiny Pharma has been working in this sector for over a decade and its novel clinical assets and earlier platform are well placed to deliver much-needed new medicines. The global threat of antimicrobial resistance ("AMR") also drives the need for better treatments to prevent bacterial infections.

Late-stage clinical assets with clear commercial positioning

Two clinical assets heading towards Phase 3 clinical studies based on strong Phase 2 clinical trial results.

NTCD-M3 de-risked Phase 2 asset

NTCD-M3 programme is de-risked due to quality of Phase 2 data and FDA/EMA review in 2022 of Phase 3 plans. NTCD-M3 potential validated further by North America partnering deal signed with Sebela Pharmaceuticals in March 2023.

XF-73 delivered very positive Phase 2 data

XF-73 Phase 3 study preparation is also underway following the agreement of regulatory strategy with FDA/EMA. Partners being sought to carry out Phase 3 trials and commercialisation.

Pipeline diversity

Our assets are based on several technologies with small molecule and biotherapeutic/microbiome programmes. Destiny Pharma moved into the exciting microbiome area through its acquisition of the NTCD-M3 programme and its SPOR-COV collaboration that are now managed alongside the company's proprietary, small molecule XF platform. The diversity reduces the risk exposure to a single mechanism of action.

Robust balance sheet

Funded through to H2 2024.



Market opportunity

Our two most advanced clinical assets are targeted at billion-dollar, global markets. We already have a China region partner in CMS and a North America partner for NTCD-M3 in Sebela Pharmaceuticals.

NTCD-M3 – Prevention of *C. difficile* recurrence

There are 500,000 cases of CDI in the US annually, resulting in 29,000 deaths and a \$6 billion healthcare burden. Peak sales for the prevention of *C. difficile* infection >\$1 billion.

	Estimated total cost per patient	Days in hospital
1 episode CDI	\$39,000	7 days
4 episodes CDI	\$187,000	37 days

XF-73 – nasal *S.aureus* decolonisation to prevent post-surgical infection

One in three people are *S. aureus* carriers. Carriers have up to twelve times higher risk of post-surgical infection. There are around 40 million US surgical patients at risk. Annual cost of complications in the US is \$10 billion. Peak sales for the prevention of post-surgical infections are >\$1 billion.

The company targets clinically important infections where there is a clear commercial opportunity.

	Estimated total cost per patient	Days in hospital
<i>Staphylococcal aureus</i> surgical site infection	>\$160,000	15 days

Strong external validation of NTCD-M3 from clinicians and payers

“US clinicians expressed strong likelihood of adoption of NTCD-M3 after primary episode or first recurrence. EU clinicians expect first usage would be in first recurrence before moving into primary episode.

Extremely low recurrence rate and ease of administration as an oral capsule the main drivers for adoption.

Payers' interest is driven by the reduction in CDI recurrence rate and expected impact on hospitalisation which addresses their key unmet needs.”

Source: BackBay market analysis on NTCD-M3 in US & EU clinicians and payers July 2021

Clostridioides difficile infections (“CDI”)

Market need

C. difficile bacteria are found in the environment, including the human gut and in faeces. Many strains of *C. difficile* produce toxins that cause infectious disease by attacking the gut lining, resulting in diarrhoea, abdominal pain, fever and nausea, known as *C. difficile* infections (“CDI”). Spores from toxic strains of *C. difficile* bacteria from those infected can rapidly spread to other patients in hospitals and care homes. CDI causes multiple diarrhoea events per day, which results in severe health implications, including a high hospital mortality rate of up to 25% in frail, elderly people. The current standard of care does not control recurrence.

The use of antibiotics, such as generic vancomycin, as a first line therapy disrupts the patient’s microbiome and enables toxic forms of *C. difficile* to flourish, leading to a recurrence of CDI.

Market characteristics

CDI is a leading cause of hospital-acquired infection in the US and EU and current antibiotic treatments lead to recurrence of CDI. There are approximately 500,000 cases of CDI within the US each year and approximately 25% of these initial cases then recur within one to three weeks of completing an antibiotic course, resulting in around 29,000 deaths in the US per year alone.

Our response

The cost to the US healthcare system is a significant burden, costing approximately \$6 billion each year. CDI is not only a US issue, and it is estimated that there are a similar number of CDI cases in Europe.

Retreatment of recurrent CDI is often done a course of antibiotics, which often leads to further CDI recurrence and a vicious cycle of re-infection. Our clinical asset NTCD-M3 is targeted at preventing the recurrence of CDI.

Market opportunity continued



Infections caused by antibiotic resistant strains of bacteria continue to rise at an alarming rate and are of serious concern to the World Health Organization (“WHO”).

Post-surgical infections caused by *staphylococcus aureus*

Market need

Destiny Pharma’s lead product from its XF platform is exeporfinium chloride (XF-73) that focuses on addressing the medical and financial cost of infections due to one of the major gram-positive bacteria, *Staphylococcus aureus* (*S. aureus*), a leading cause of post-surgical infection across the world. *S. aureus* is frequently found in the nose, respiratory tract, and on the skin. Each year, around 500,000 patients in hospitals in the United States contract a staphylococcal infection, chiefly caused by *S. aureus*. A third of the human population carry the bacteria *S. aureus* in the nose. *S. aureus* carriers are at a significantly higher risk of acquiring a post-surgical infection.

The main approach in *S. aureus* infection prevention has been to treat patients who carry the bacteria prior to surgery and to remove the bacteria on this nose by “decolonisation” to reduce the risk of infection. This has been achieved predominantly by the use of intra-nasal antibiotics (eg mupirocin) and antiseptic (eg chlorhexidine) body washes.

Bode *et al* demonstrated that treatment of all *S. aureus* (MRSA and all other strains of *S. aureus*) in higher risk surgeries led to a >60% reduction in post-surgical *S. aureus* infections. The recognition of the benefit of treatment of all *S. aureus* represents about a six-fold increase in the patient population benefiting, a figure of >20 million per year in the US and Europe alone.

Market characteristics

Destiny Pharma has undertaken independent market research that confirmed that XF-73’s target product profile is superior when compared to mupirocin, with the potential to replace mupirocin as the preferred treatment. Destiny Pharma believes that there is significant demand for the XF-73 product and has identified the following additional drivers for adoption:

- current practice guidelines have identified patient populations that can benefit while highlighting that antibiotic resistance is an issue with current products;
- US general, acute care and short-term hospitals with the highest MRSA infections can have 1% of their Medicare reimbursements withheld;
- US hospital administrators incentivised to reduce infection to ensure high ratings in rankings tables;
- XF-73 has QIDP and Fast Track regulatory status in the US and also benefits from five years of extra US market exclusivity; and
- XF-73 could be the first drug approved into a new US indication with first-to-market advantages.

Our response

As XF-73 is differentiated from antibiotics due to its superior bacterial resistance profile, it is likely that its use can be widespread, preserving antibiotic use, and could potentially be used without the need for bacterial screening. In this respect, XF-73 can be viewed as a preventative drug more akin to vaccines than antibiotics.

WHO lists antibiotic resistance as a top global concern

UK and US governments started new initiatives in 2020 to support drug development addressing AMR

COVID-19 pandemic highlighted need for new anti-infectives. Many of the reported deaths from the virus also have bacterial infections

Dermal infections

Market need

XF-73 is being developed as a new treatment for serious wound infections such as those associated with diabetic foot ulcer infections ("DFUs").

This target market is estimated to be a \$0.5 billion global sales opportunity based on the incidence of such infections, the costs of the associated medical care and a realistic product pricing of XF-73 in this new market. Driven by the growing number of diabetics and associated complications such as DFUs, this represents a significant market opportunity for XF-73. The company's China regional partner and investor, China Medical System Holdings Limited ("CMS"), has also established a new dermal programme with XF-73 targeting the prevention and treatment of superficial skin infections caused by bacteria. As with all anti-infectives, AMR is also a concern within these dermal infection markets and the XF platform's "no/low resistance" profile is an additional benefit alongside the targeted product claims for efficacy and safety.

Market characteristics

There is no dominant treatment for DFUs and superficial skin infections, and specialist physicians are therefore working to find better treatment options, including topical formulations.

Our response

The target product profile of XF-73 tested favourably with dermal clinicians looking for better treatments for burns/wound infections and venous leg ulcers. It is safe, targeted and addresses the global threat of AMR.

COVID-19

Market need

COVID-19 is caused by a respiratory virus which affects the lungs and airways that has caused a major global pandemic. There is an urgent need for new treatments for COVID-19 and related viral infections such as influenza. Coronaviruses ("CoV") are a large family of viruses that cause illness ranging from the common cold to more severe diseases such as Middle East Respiratory Syndrome ("MERS-CoV") and Severe Acute Respiratory Syndrome ("SARS-CoV").

Market characteristics

There has been significant investment in vaccines and other treatment options to either prevent or treat COVID-19. Whilst there has been some much-needed success in discovering treatments, the virus has shown it can develop variants and, as with influenza, remains a global healthcare threat, and new treatment options such as SPOR-COV should still have a significant market opportunity in the future.

Our response

Our SPOR-COV prophylactic approach targets the innate immune system with the potential to develop COVID-19 and influenza protection within a few days of treatment. We will work with our partner SporeGen to establish the next steps for this project and there are potentially options for SPOR-COV in the natural product sector as well as the drug development/prescribed pharmaceutical space.

Market opportunity continued

Antimicrobial resistance

Market need

Infections caused by antimicrobial resistant (“AMR”) strains of bacteria continue to rise at an alarming rate. They pose a threat to humanity. Antibiotics represent the foundation for all modern medicine. However, this has been taken for granted and now we find that bacteria have become resistant to almost every antibiotic developed by man and the vast majority of bacterial infections are now caused by AMR strains. These AMR bacteria, dubbed as “superbugs”, are harder to treat, cause greater mortality, and cause additional cost to the healthcare system.

Market characteristics

Unless action is taken to address this huge global issue, the Independent Review on Antimicrobial Resistance (Lord O’Neill) estimates that it will cost the world an additional 10 million lives a year by 2050, more than the number of people currently dying from cancer annually. It will also have a cumulative cost of \$100 trillion, more than one and a half times annual world GDP today.

Our response

New antibiotics will “buy time”; however, perhaps more importantly we need to adopt strategies that may reduce the emergence of AMR strains. At Destiny Pharma, one such strategy is being developed in the form of a new group of antibacterial drugs, “the XF Drug platform”, whose novel, ultra-rapid mechanism endows them with the extraordinary ability to reduce the chance of bacteria becoming resistant to their action. Our NTCD-M3 programme also addresses the threat of AMR as it is targeted at reducing the recurrence of *C. difficile* infections and in doing so it reduces the need for antibiotic use.

UK Government Health and Social Care Secretary

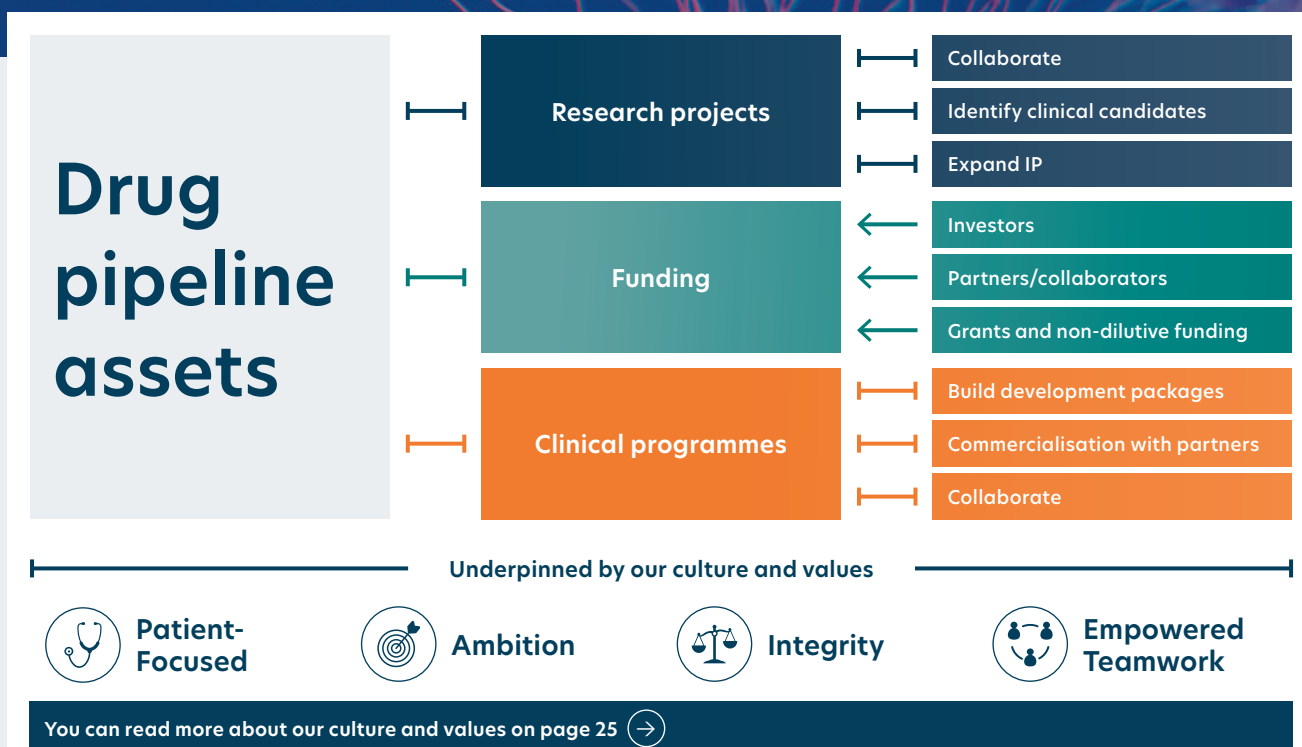
Many initiatives to spur the development and approval of new antibiotics/antibacterial drugs are under consideration. The US and UK governments are particularly active in this area. Key initiatives in recent years are set out below:

<p>21st Century Cures Act, December 2016 (US)</p>	<p>Instructs the FDA to enable approval of QIDPs in limited patient populations which will allow more efficient clinical trial design and greater ease of drug approval for a limited label population. XF-73 has QIDP status.</p>
<p>G20 Declaration, May 2017</p>	<p>Recognised the importance of reactivating the R&D pipeline through incentive mechanisms that avoid the reliance on high price/volume combinations and the need to promote prudent and responsible use of antimicrobials.</p>
<p>Davos announcement, February 2018</p>	<p>\$1 billion rewards proposed at Davos 2018 for new antibiotics: the study, titled "Revitalizing the Antibiotic Pipeline: Stimulating Innovation while Driving Sustainable Use and Global Access", was produced by an international group made up of 23 partners from big pharma, academic institutions and public health organisations.</p>
<p>Five-year AMR Plan, January 2019</p>	<p>The UK government announced its 20-year vision and second five-year action plan on AMR which outlines how the government will contribute to the global effort against AMR through optimising use of antimicrobials and investing in innovation, supply and access.</p>
<p>NHS England launch antibiotic subscription model, July 2019</p>	<p>NHS England is collaborating with the National Institute for Health and Care Excellence ("NICE") on a pilot project under which NHS England will buy two antibiotics on a delinked (volume- and usage-independent) subscription model basis. The new payment model is intended to incentivise pharmaceutical companies to develop new drugs for resistant infections. The first two drugs selected were announced in early 2021.</p>
<p>NTAP Reform, August 2019</p>	<p>The US government reformed the existing new technology add-on payments ("NTAPs") to include an alternative pathway for novel antibacterial drug payments. The changes increase the value of these payments to 75% for products that obtain Qualified Infectious Disease Product ("QIDP") status.</p>
<p>Developing an Innovative Strategy for Antimicrobial Resistant Micro-organisms ("DISARM") Act, currently going through US legislative process</p>	<p>The DISARM Act is currently making its way through the US legislative process and is intended to improve critical Medicare reimbursement for antibiotics and promote their appropriate use. The legislation has the potential to stabilise the antibiotics market, spur the development of new infection-fighting drugs, and preserve the effectiveness of existing medicines.</p>
<p>The Pioneering Antimicrobial Subscriptions To End Upsurging Resistance ("PASTEUR") Act, introduced October 2020</p>	<p>The Pioneering Antimicrobial Subscriptions To End Upsurging Resistance ("PASTEUR") Act will support the development of new antibiotics and promote appropriate use of existing ones, helping to limit the increase and spread of resistant infections. PASTEUR would establish an innovative way to pay for critically needed new antibiotics, delinked from the sales or use of those antibiotics with a subscription model providing federal payment to companies that develop antibiotics.</p>

Business model

Building shareholder value through drug development

Using a flexible, virtual model to create novel IP and clinical data packages.



Focus

Destiny Pharma is committed to developing new drugs that will be a significant improvement on current anti-infectives and that will be part of the global project to address AMR. Destiny Pharma does not intend to build a sales and marketing infrastructure so will keep its focus as a “drug development engine” in its chosen therapeutic areas. Destiny Pharma has already proven it can develop intellectual property, identify lead candidates and bring selected compounds through early testing to be ready for later-stage clinical trials.

Commercialisation

Whilst Destiny Pharma takes great care to assess the needs of the clinician in the anti-infectives sector, it also investigates the commercial markets, looking at potential market volumes and pricing implications. The reports produced guide the portfolio review and the selection of target indications. Destiny Pharma is looking to partner later-stage Phase 3 projects with expert sales and marketing companies who can support the later-stage clinical trials and commercialisation.

Funding

Destiny Pharma has a track record of raising funds in both private and public markets. The company also seeks to leverage equity funding with non-dilutive funding. Five grants and other non-dilutive funding awards totalling over £3 million have been won since the IPO in September 2017. Destiny Pharma is funded through to H2 2024 and will continue to seek non-dilutive funding and partnerships that may generate cash income and/or bring funding support to collaborative projects.

Collaborations

Destiny Pharma is committed to reach out and work with sector specialists at all stages of the drug research and clinical development process where such collaborations will advance projects and deliver shareholder value. These currently include in-licensing deals such as NTCD-M3, business collaborations (SporeGen and China Medical Systems), grant-funded university research partnerships, formulation development and projects examining our drug candidates’ interaction with other anti-infectives or potentiation mechanisms.

Our strategy in action

The company has made steady progress in 2022.

	Progress in period under review	Targets for 2023 and beyond
BUILD	The company has made good progress on all pipeline projects in 2022. Clarifying the Phase 3 pathway for XF-73 nasal has been a particular success and the XF dermal preclinical projects are progressing well. New XF-73 research projects were carried out targeting cystic fibrosis and oral mucositis.	The priority is to continue to develop the current pipeline. However, we will also look at expanding the pipeline if suitable assets can be found.
FOCUS	Retained focus on infection prevention and selecting new assets with a clear clinical need and clear commercial opportunity.	We will remain focused on infection prevention and speciality markets.
DEVELOP	The Phase 3 preparation for NTCD-M3 and XF-73 continued and the earlier XF pipeline and SPOR-COV project progressed.	Manufacture NTCD-M3 clinical trial material so partner can start clinical studies. Continue manufacturing process for XF-73 nasal.
PARTNERSHIPS	China Medical Systems have started an XF-73 dermal project in China. Partnering deal for NTCD-M3 signed in early 2023 with Sebela Pharmaceuticals.	Add new commercial and grant-funded collaborations in 2023, especially related to the two lead clinical programmes. Finalise the grant-funded work on SPOR-COV in 2023 and close licensing deals to take the project into human studies.
VALUE CREATION	The progress made is not fully reflected in an increase in share price and company valuation in the period. This is mostly due to life science stock market sector sentiment and global market factors rather than any specific issues relating to the company's performance.	The pipeline offers significant opportunities for future value creation. This will be driven by the two lead clinical programmes - XF-73 nasal and NTCD-M3.

CEO's operational and strategic review



Destiny Pharma's strategic aim is to become one of the leading developers of medicines that target the prevention of life-threatening infectious disease.

Neil Clark
Chief Executive Officer

Destiny Pharma has two lead assets which have both completed Phase 2 and have been shown to be effective and safe. They act through two completely different mechanisms, reducing the risk in the pipeline through clear diversification.

The company's lead drug candidate, NTCD-M3 for the prevention of CDI, is focused on infection prevention and very well positioned as a targeted, naturally occurring bacterial therapy for this serious gut infection. The NTCD-M3 programme also brings the company into the exciting area of the human microbiome and biotherapeutics, which is a fast-developing area of medical science and investigation for new therapies.

We believe that XF-73 nasal, our other late-stage programme and the lead drug candidate from our XF platform, has a target product profile that is very attractive to hospital infection experts.

There are many millions of hospital operations in the US alone where a new drug is needed to help prevent post-surgical infections.

There have also been several independent papers published in recent years from experts in the US, Europe and Asia that support the clinical need for XF-73 and the market potential of such a preventative approach.

Our biotherapeutic programmes and the human microbiome

The microbiome represents a paradigm shift that affects every aspect of biomedicine: our gut bacteria control health, disease and drug responses throughout the body, and can themselves be a novel type of medicine. The microbiome therefore has the potential to be a major new therapeutic modality. We are very excited by the potential of NTCD-M3 and SPOR-COV as our biotherapeutic assets.

NTCD-M3 *Clostridioides difficile* programme

NTCD-M3 was developed by GI infection physician Professor Dale Gerding, who is a world-leading specialist in *C. difficile*, with more than 400 peer-reviewed journal publications, book chapters and review articles in the area. NTCD-M3 has successfully completed Phase 1 and Phase 2b trials. The Phase 2b study demonstrated a strong safety/toxicology profile and 95% prevention of CDI recurrence. Phase 2b NTCD-M3 data was published in the prestigious Journal of the American Medical Association (Gerding DN et al JAMA 2015;313:1719).

NTCD-M3 has also been awarded Fast Track status by the FDA. Destiny Pharma acquired global rights to the NTCD-M3 programme in November 2020 and it has also recently been out-licensed by the company to Sebela Pharmaceuticals who will carry out the required clinical development including Phase 3 studies and lead commercialisation in North America.



Exclusive collaboration and co-development agreement for NTCD-M3 with Sebela Pharmaceuticals worth up to \$570 million plus royalties

Partnership with Sebela will finance the future clinical development and commercialisation costs of NTCD-M3 in North America.

Destiny Pharma retains majority rights for Europe and ROW.

Key strategic target achieved for NTCD-M3.

Total annual CDI hospital management required nearly 2.4 million days of inpatient stay. This is a significant burden on the US healthcare system.

NTCD-M3 mechanism of action harnesses the human microbiome

NTCD-M3 is a naturally occurring non-toxic strain of *C. difficile* bacteria, which lacks the genes that can express *C. difficile* toxins. It is an oral formulation of NTCD-M3 spores and patients who have taken NTCD-M3 were found to be protected from *C. difficile* infections. NTCD-M3 acts as a safe "ground cover" preventing toxic strains of *C. difficile* proliferating in the colon after antibiotic treatment. NTCD-M3 temporarily colonises the human gut without causing any symptoms and the gut microbiome returns to normal a few weeks after treatment.

The Phase 2 data from a completed study with NTCD-M3 was very promising. The study was a randomised, double-blind, placebo-controlled trial, among 173 patients aged >18 years, who were diagnosed as having CDI (either a first episode or first recurrence). The results were a strong, statistically significant data set showing rapid onset of colonisation which provided protection during the early post-treatment period, making it an ideal complement to a vaccine and other antibiotic treatments. The rate of recurrence ("RR") of CDI after treatment with the best dose of NTCD-M3 was only 5%, (placebo 30%) $p < 0.01$. The company believes this is compelling efficacy compared with clinical trial data from other approaches.

The company has held discussions with the FDA as part of Type C meetings and this clarified the work required to prepare for Phase 3 clinical trials including the Phase 3 design and certain manufacturing scale-up activities. The FDA and EMA meetings confirmed that a single Phase 3 study is required as a randomised, double-blind, placebo-controlled trial.

It requires about 700 patients in 2:1 randomisation of active to placebo and the primary endpoint would be the rate of recurrence of CDI at eight weeks post-treatment in adult patients treated with antibiotics for a first episode or first recurrence of CDI.

The treatment regimen will be an oral capsule of an NTCD-M3 dose of 10^7 spores (or placebo) once daily for seven days starting after the last antibiotic course.

Sampling will take place to confirm NTCD-M3 colonisation, assess changes in the faecal microbiome during treatment with NTCD-M3 and the recurrence rate of CDI. The plan is to complete the manufacturing tech transfer and set-up in 2023 and our partner Sebela Pharmaceuticals could then Phase 3 recruitment in 2024 and the trial could finish in 2026.

The market for, Europe and the rest of the world is estimated by Destiny Pharma to be a similar size, so global sales per annum of c.\$0.5 billion could be achieved.

There is also the potential for additional indications (prevention/multiple recurrence) that could double the global peak sales to c.\$1 billion per annum.

The extra costs of care in the US per CDI patient range from \$10,000 to \$20,000 and the total annual CDI-attributable cost in the US alone was estimated in 2016 at \$6.3 billion.

Total annual CDI hospital management required nearly 2.4 million days of inpatient stay. This is a significant burden on the US healthcare system.

CEO's operational and strategic review

continued

In summary, the key advantages of NTCD-M3 are:

- clinical data appears superior to all current treatments and drugs in development;
- can be used as an adjunct to any standard of care CDI antimicrobial/antibiotic therapy;
- strong safety profile, simple to administer as a solid capsule once daily and rapidly effective;
- first line therapy – not limited for use by the FDA to treat CDI “not responding to standard therapies” as is the case for Faecal Matter Transplants (“FMT”) and their derivatives;
- avoids concern about the long-term safety of permanently altering the microbiota of patients who receive FMT since NTCD-M3 has a maximum detection period in the stool of 22 weeks, an indication that the patient’s own microbiota has recovered; and
- low cost of goods – long shelf life – lower treatment costs.

SPOR-COV COVID-19 programme

The SPOR-COV prophylactic approach targets the innate immune system with the potential to develop COVID-19 protection within a few days of treatment. The product consists of a proprietary formulation of Bacillus bacteria that will be administered nasally as a spray. SPOR-COV has already been shown by SporeGen to provide complete (100%) protection in pre-clinical models of influenza.


SPOR-COV is different to vaccines in that it utilises the innate immune system with the aim of developing COVID-19 protection within a few days after dosing. As an “easy to use” first line of defence, it has the potential to reduce COVID-19 infection rates and transmission significantly. The final SPOR-COV product is planned to be straightforward to produce at both high volumes and at low cost.

Additional attributes are that it can be stockpiled almost indefinitely without the need for cold chain refrigeration as it is a very stable product. It could be made available globally as a cost-effective measure in the fight against COVID-19 as well as new COVID strains and other respiratory viral infections.

In 2020 Destiny Pharma announced that Innovate UK (“IUK”) awarded a grant of £800,000 to fund the majority of the £1 million cost of the initial SPOR-COV programme. The pre-clinical efficacy work was performed at the University of Liverpool using their expertise in respiratory infection models and host immunity to infection. The manufacturing and formulation development work has been carried out by HURO, an experienced manufacturer of bacterial product formulations based in Vietnam and part of PAN Group.

The plan was to complete the required pre-clinical safety and efficacy studies and also develop the manufacturing process by mid-2022 and be ready to commence the first human clinical studies thereafter. This was achieved and the partners are looking at next steps including seeking partners to help co-fund further work, and further announcements will be made later in 2023.





Exeporfinium chloride (XF-73) nasal gel dosed over 24 hours prior to surgery significantly reduced *Staphylococcus aureus* nasal carriage in cardiac surgery patients: Safety and efficacy results from a randomized placebo-controlled phase 2 study

Published online by Cambridge University Press: 23 March 2023

Julie E. Mangino, Michael S. Firstenberg , Rita K.C. Milewski, William Rhys-Williams, James P. Lees, Aaron Dane, William G. Love and Jesus Gonzalez Moreno

Our XF platform

The XF platform is delivering several exciting research and clinical programmes focusing on infection prevention with the potential to deliver clear cost savings to healthcare systems across the world whilst delivering safe, effective anti-infective treatments that also address the issue of AMR.

The company's XF intellectual property is well established and is still being expanded. Currently, Destiny Pharma has 85 granted and two pending patents within three patent families, covering composition of matter, novel mechanism of action and bacterial biofilm action.

The Board believes that the increasing governmental pressure and financial incentives that are being implemented by leading institutions such as the WHO, UN, FDA and G7/G20 will further increase the options available for profitable commercialisation and the generation of shareholder value. The UK and US governments have been taking the lead here by introducing new regulations with clear financial incentives that may be available for novel anti-infectives such as those being developed by Destiny Pharma.

The key potential benefits of the XF platform are significant:

- ultra-rapid bacteria kill: Studies have shown the XF drugs killing bacteria *in vitro* in less than 15 minutes; faster acting than standard antibiotics currently in use;
 - ability to kill bacteria in any growth phase: This is an important feature as bacteria are not always actively growing. XF drugs can kill bacteria even when dormant;
 - ability to kill bacteria within bacterial biofilms: Biofilms are an increasing problem that are poorly treated by current drugs as they act as a protective barrier for bacteria. They are associated with indwelling medical devices;
 - active against all gram-positive bacteria tested to date and selected gram-negative bacteria: This includes clinically important and infection-causing strains, such as: *Staphylococcus aureus*, *Listeria monocytogenes*, *Propionibacterium acnes*, group g *Streptococcus*, *Mycobacterium tuberculosis*, *Streptococcus pneumoniae*, *Bacillus anthracis*, *Yersinia pestis*, *Acinetobacter baumannii*, *Pseudomonas aeruginosa*, and *Clostridium difficile*; and
- no bacterial (MRSA) resistance: No bacterial (MRSA) resistance was seen to emerge in a landmark *in vitro* study of bacterial resistance that compared XF-73 to standard antibiotics currently in use.

Clinical data underpinning the XF-73 nasal programme is strong

The positive Phase 2b results announced in 2021 confirmed the potential of XF-73 nasal gel. XF-73 (exeporfinium chloride) was awarded Qualified Infectious Disease Product ("QIDP") status by the FDA in 2015. Within the QIDP award, the FDA also confirmed a new US disease indication for XF-73 nasal; namely the "prevention of post-surgical staphylococcal infections", including MRSA. This represents a new US market for which no existing product is approved.

QIDP status identifies XF-73 nasal as a drug that is intended to treat serious or life-threatening infections, including those caused by antibiotic resistant pathogens. The FDA also awarded XF-73 nasal Fast Track status in 2019, recognising it as a priority drug for US development.

"It is highly recommended that US surgeons perform nasal decolonisation prior to surgery on all cardiac surgical patients. Rating 1A – the highest possible."

Guidelines for Perioperative Care in Cardiac Surgery: Enhanced Recovery After Surgery Society Recommendations – Daniel T. Engelman, MD; Walid Ben Ali, MD; Judson B. Williams, MD, MHS; et al 2020.

There are 41 million surgeries per year in the US, half of which are at a high risk of infection.

CEO's operational and strategic review

continued

Clinical data underpinning the XF-73 nasal programme is strong continued

Destiny Pharma has now completed seven successful clinical trials in over 300 subjects with XF-73 nasal gel, which included measures of its efficacy in reducing nasal colonisation by *Staphylococcus aureus*.

The Phase 2b study completed in 2021 was a multi-centre, randomised, placebo-controlled study of multiple applications of a single concentration of XF-73 nasal gel to assess the antimicrobial effect of XF-73 nasal gel on commensal *Staphylococcus aureus* nasal carriage in patients scheduled for surgical procedures.

Destiny Pharma's experience in carrying out this clinical study has confirmed the increasing compliance in US hospitals with best practice, whereby patients are screened, and carriers of *Staphylococcus aureus* are decolonised prior to surgery. This is very supportive of the potential sales in the initial market for XF-73 nasal gel in the large US hospital surgery market.

The medical need to combat surgical infections is significant

Patient carriage of *Staphylococcus aureus* strains, including MRSA, is recognised as a growing problem and the testing of patients entering hospital for surgery is widespread in many countries, including the US.

Landmark outcome studies (Bode *et al* 2010) have demonstrated that reduction of all strains of *Staphylococcus aureus* can significantly reduce the post-surgical infection rate by 60% and reduce mortality.

In response to these and other findings, the US Surgical Infection Society ("SIS"), the Society for Hospital Epidemiologists of America ("SHEA"), the Infectious Disease Society of America ("IDSA") and the American Society of Hospital Pharmacists ("ASHP") published guidelines recommending that in the US all *Staphylococcus aureus* (including MRSA) carriers should be decolonised in all cardiovascular and most orthopaedic surgeries.

AHRQ/IDSA/SHEA recommended an even more aggressive treatment strategy, Universal Decolonisation ("UD") of all Intensive Care Unit ("ICU") patients without screening, awarding a Grade I (highest) level of evidence rating. US hospital groups, including the Hospital Corporation of America, are now implementing UD for all patients entering the ICU.

In 2020, the Journal of the American Medical Association ("JAMA") published updated guidelines that instruct US surgeons to perform topical intranasal decolonisation prior to surgery with the highest strength, IA recommendation.

This publication advocates improving recovery after surgery and the recommendation was clear that topical therapy be applied universally to all cardiac surgical patients, not only *Staphylococcus aureus* carriers.

This is clear support for the approach proposed by Destiny Pharma with XF-73 nasal gel.

In Europe, similar guidelines exist recommending decolonisation of *Staphylococcus aureus* positive patients prior to certain surgeries.



The antibiotic mupirocin is often used off-label in the US for these applications, although it has two key disadvantages in that it is slow acting, requiring five days of dosing, and staphylococcal resistance to mupirocin can develop rapidly and become widespread. Consequently, many guidelines are accompanied with a resistance warning related to mupirocin use. In 2020 another new review concluded that global mupirocin-resistant *Staphylococcus aureus* prevalence had increased to 7.6% and that mupirocin-resistant MRSA's have increased by 13.8% and consequently the monitoring of mupirocin use remains critical.

Destiny Pharma believes this is clear support for the need for an alternative treatment for nasal decolonisation as presented by the XF-73 nasal programme. (Ref. Mupirocin Resistance in *Staphylococcus aureus*: A Systematic Review and Meta-Analysis - Dadashi et al 2020).

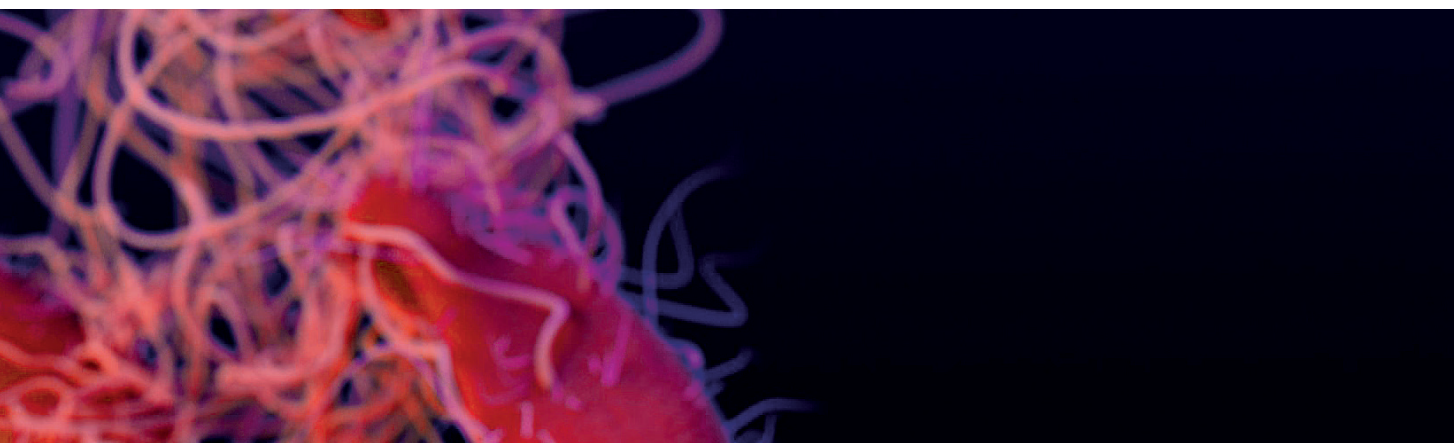
The company has finalised the Phase 3 study designs for XF-73 nasal at the end of 2022 after seeking scientific advice from the key regulators in the US and Europe. Destiny Pharma is now able to establish the size and costs of the Phase 3 studies and has started a targeted partnering campaign with the aim of finding one or more partners in 2023 if possible.

The agreed plan is to carry out two Phase 3 randomised, double-blind, placebo-controlled clinical trials in patients undergoing two different surgical procedures. The planned studies could deliver a data set that would support the preferred, broad label for XF-73 nasal gel, supporting its use in all major surgeries as a novel treatment delivering fast, effective nasal decolonisation. This is also a very large commercial opportunity. In summary, the two planned studies are:

Study 1: Adult patients undergoing mastectomy with immediate reconstruction or use of tissue expanders at risk of post-surgical staphylococcal infections who have screened positive for *S. aureus* carriage.

Study 2: Adult patients undergoing emergency or expedited hip Hemiarthroplasty ("HA") surgery to treat femoral fractures at risk of post-surgical staphylococcal infections who have screened positive for *S. aureus* carriage.

Studies could commence in 2024 with potential approval in 2027. Partners are being sought to help fund/co-fund the studies and lead commercialisation.



CEO's operational and strategic review

continued

XF-73 nasal on track to deliver compelling Target Product Profile ("TPP")

Ideal nasal decolonisation product attributes	XF-73 nasal TPP claims	Evidence	
Easy to apply, safe gel	Specifically designed for nose. Non-irritant, no side effects. Good compliance	Seven clinical studies including P1 dermal sensitivity/irritancy. Plus latest P2b safety data	✓
Fast acting, targeting all <i>S. aureus</i> strains and killing for period of risk	All antibiotic strains of <i>S. aureus</i> including MRSA/biofilms. Rapid <15-minute kill. Novel Mechanism of Action ("MOA")	Extensive microbiology updated on regular basis. Several published papers. Phase 2b shows high efficacy after four doses in 24 hours	✓
Easy to use in hospital environment	Targeted, topical delivery with minimal systemic absorption limits side effect potential	Phase 2b trial data and feedback. Market research studies	✓
Stable, low-cost product	Stable gel stored at room temperature. Mature production process	Multi-kg process established. Pricing tested by market research. Low COGS forecast	✓
Addresses AMR threat	Does not create resistance/superbugs. <i>S. aureus</i> /MRSA not resistant to XF-73	Published "passage" studies supported by peer reviews and testing of clinical samples	✓

Guidelines and expert reviews support need for XF-73 nasal product

<p>"Perform topical intranasal decolonisation prior to surgery" (highest level recommendation).</p> <p>For enhanced recovery after surgery it is recommended that topical therapy be applied universally to all cardiac surgical patients, not only <i>S. aureus</i> carriers.</p> <p>Guidelines for Perioperative Care in Cardiac Surgery: Enhanced Recovery After Surgery Society Recommendations (Engelman et al 2019)</p>	<p>New Asian guidelines recommend decolonisation of <i>S. aureus</i> in surgical patients to prevent surgical site infections.</p> <p>Guidelines warn of issue of antibiotic resistance highlighting the need for new approaches.</p> <p>APSIC Guidelines for the Prevention of Surgical Site Infections (Ling et al 2019)</p>	<p>Global mupirocin-resistant <i>S. aureus</i> prevalence has increased to 7.6% and mupirocin-resistant MRSAs significantly increased to 13.8%.</p> <p>Monitoring of mupirocin-resistance development remains critical.</p> <p>Mupirocin resistance in <i>Staphylococcus aureus</i>: A Systematic Review and Meta-analysis (Dadashi et al 2019)</p>
		

XF-73 nasal gel can be priced competitively, has an excellent safety profile and addresses the key challenge of AMR. The target market represents a \$1 billion sales opportunity.

The commercial opportunity for XF-73 nasal is over \$1 billion dollars

There is a significant market for a new drug that can assist in the “prevention of post-surgical staphylococcal infections”, particularly in the US. There are approximately 41 million surgeries per year in the US alone, all of which expose patients to the risk of post-surgical infections.

The market analysis undertaken by Destiny Pharma and its specialist consultants supports the view that XF-73 nasal could achieve annual peak sales in the US alone of over \$1 billion and peak sales in Europe and the rest of the world could be \$500 million for the initial indication of “prevention of post-surgical staphylococcal infections”.

The most recent independent market reviews carried out in 2019 and 2022 updated the company’s understanding of current US and EU clinical practice, the competitor environment for the proposed XF-73 nasal gel formulation, pricing sensitivities and the payers’ assessment of the target product profile (“TPP”) of XF-73 nasal.

The study conclusions were very encouraging and reported that the sample of US/EU treaters (surgeons, infectious disease specialists and ICU specialists) and payers (hospital medical directors, pharmacy services directors, microbiologists and clinical directors) who were consulted confirmed that XF-73’s target product profile is superior when compared to existing treatments.

This included off-label use of the antibiotic mupirocin in US, with the conclusion in both the US and EU being that XF-73 nasal has the potential to replace mupirocin as the preferred treatment. There was also strong support for a pricing strategy that could be at the higher end of previous assumptions.

XF research programmes

During the period under review the company has continued to work on several university collaborations looking at the activity of the XF platform in selected infection models including the activity of XF compounds against bacteria and fungi embedded in biofilms. The company also entered new research projects testing XF compounds in models of oral mucositis and cystic fibrosis, the latter research project being supported by a funding award from the Cystic Fibrosis Foundation. The continuing research work adds to the understanding of the XF platform’s novel mode of action and helps identify potential new opportunities to develop targeted research projects that may lead to new clinical development opportunities for the XF platform. The company will continue to seek grant and other non-dilutive funding support for these earlier stage research projects as it has done with some success, with approximately £3.5 million in grant funding secured since the IPO in 2017.

Outlook for Destiny Pharma

The recently announced partnering deal for NTCD-M3 demonstrates that management are delivering on the company’s strategy. Management are now focused on delivering further deals in 2023, especially with regard to XF-73 nasal. The strengthened balance sheet following the March 2023 fundraise provides Destiny Pharma with working capital through to H2 2024, enabling us to complete our obligations regarding the manufacturing of NTCD-M3 clinical material for the Phase 3 study that will be carried out by our US partner Sebelo Pharmaceuticals. Following the positive XF-73 Phase 3 design discussions held with regulators in 2022, the company now has clarity on the Phase 3 programme for the US and Europe that adds to our existing strong data package.

We are now in a good position to find partners for XF-73 nasal and that is a key corporate target for 2023.

Our cash resources are also being used to develop new dermal infection clinical candidates from the pre-clinical XF pipeline, contribute to progressing our COVID-19/influenza SPOR-COV collaboration and to capitalise on commercial opportunities including additional grant funding, partnering, and licensing deals. Whilst the short-term focus is clearly on our two highly valuable lead assets, Destiny Pharma will continue to establish research programmes through existing and new collaborations and, where possible, seek additional non-dilutive funding support as it has done successfully in the period under review.

Destiny Pharma has a great opportunity as a focused UK biotechnology company with two high-quality, late-stage clinical assets targeted at infection prevention. Both are backed up by strong Phase 2 clinical data and have clear commercial positioning. The Board and employees are excited about the next stage in the company’s development and delivering on our strategy to build a world-leading infection prevention company and to build a very valuable company for our shareholders.

Neil Clark

Chief Executive Officer
12 April 2023

Financial review



We progressed our lead development programmes in 2022 and, in early 2023, delivered on a key corporate objective of partnering NTCD-M3.

Shaun Claydon
Chief Financial Officer

During the next financial year the company will invest in delivering Phase 3 clinical trial material for its NTCD-M3 programme, which is being run by our partner Sebela, and increase partnering activities to secure a commercial and development partner for our other lead programme, XF-73 nasal.

During 2022 we successfully clarified the US and EU Phase 3 clinical development plan for XF-73 nasal and commenced an active partnering campaign to secure a commercialisation partner for the XF-73 nasal programme in 2023. We also continued to invest in the important manufacturing scale-up process for our NTCD-M3 programme, required for Phase 3 clinical studies and product commercialisation. This scale-up process, including delivery of clinical study material, is targeted to complete by the end of 2023. Further progress was also made in our earlier programmes with two active dermal infection projects running in the US and China, completion of the SPOR-COV COVID-19 grant-funded collaboration, initiation of a new XF research project targeting oral mucositis and an award from the Cystic Fibrosis Foundation to investigate the potential of XF-73 as a novel treatment for cystic fibrosis patients infected with MRSA. We took the opportunity to strengthen our balance sheet in the first quarter of the year, raising £6.5 million gross proceeds from investors, enabling us to keep momentum in our programmes whilst seeking commercial partners. We slightly increased headcount and welcomed a new Chief Medical Officer during the year.

Following the year end, in February 2023, we announced an exclusive collaboration and co-development agreement for North American rights for NTCD-M3 with Sebela Pharmaceuticals, a key milestone event for the company. A condition of the Sebela transaction was the strengthening of the company's balance sheet and we announced a fundraising of up to £8 million via a £7 million Placing and £1 million Open Offer at the same time. The fundraising was successfully approved by shareholders on 16 March 2023, the final gross proceeds amounting to £7.3 million. Proceeds will be utilised in advancing our key programmes and strengthening the company's balance sheet as we intensify partnering activities, particularly for XF-73 nasal. The fundraising was achieved against the backdrop of challenging market conditions and we are very pleased to have received support from both existing and new investors.

Revenue

Destiny Pharma is a clinical stage research and development company and is yet to commercialise and generate sales from its current programmes. The company received grant income of £0.2 million (2021: £0.1 million) during the period.

Operating expenses

Operating expenses, which exclude the share-based payment charge of £0.5 million (2021: £0.4 million) during the period, amounted to £7.4 million (2021: £6.0 million). Included within this total are R&D costs totalling £4.9 million (2021: £3.7 million) which were £1.2 million higher than prior year. This was largely due to increased activity in our NTCD-M3 programme as we progressed the manufacturing scale-up process and clinical and regulatory work in preparation for commencement of Phase 3 clinical studies.

Other operating costs increased 6% to £2.5 million (2021: £2.3 million). Other operating costs are split between general overheads, which remained flat at £1.1 million (2021: £1.1 million) and employee costs, which increased by £0.1 million to £1.3 million (2021: £1.2 million).

Loss on ordinary activities before tax

Loss before tax for the year was £7.7 million (2021: £6.3 million).

Taxation

The company received a repayment of £0.9 million in respect of the R&D tax credit claimed during the year ended 31 December 2021. The R&D tax credit receivable in the balance sheet of £1.2 million is an estimate of the cash repayment the company expects to qualify for in respect of activities during the year ended 31 December 2022.

However, as at the date of this report, these amounts have not yet been agreed with HMRC.

Loss per share

Basic and diluted loss per share for the year was 9.3 pence (2021: 8.9 pence).

Cash flow

Net cash outflow from operating activities in 2022 was £5.9 million (2021: £5.1 million) against an operating loss of £7.8 million (2021: £6.3 million), with the major reconciling items being the non-cash charge for share-based payments of £0.5 million, the R&D credit received of £0.9 million, grant income of £0.1 million and other net movements in working capital of £0.4 million.

Net cash from financing activities during the year of £6.1 million represents the net proceeds of the equity fundraise in March 2022 (2021: £nil). The net increase in cash and cash equivalents during the period was £0.3 million (2021: decrease of £5.1 million).

Balance sheet

Total assets increased to £8.8 million (2021: £8.3 million) largely due to a higher R&D tax credit claimed and a higher balance of cash and cash equivalents compared to prior year.

Intangible assets solely comprise the initial acquisition cost of NTCD-M3, acquired in November 2020. Other receivables, and prepayments increased to £1.6 million (2021: £1.3 million) which was primarily due to a higher R&D tax credit compared to prior year.

Year-end cash and cash equivalents totalled £4.9 million (2021: £4.6 million). This figure does not include the proceeds of the fundraise nor the upfront receipt under the NTCD-M3 partnering deal, both of which completed post year end.

Total liabilities increased to £1.2 million (2021: £0.8 million) primarily due to accrued development costs in relation to the NTCD-M3 programme.

Outlook

During the next financial year, the company will focus on completing the manufacturing scale-up to deliver clinical trial material for the NTCD-M3 clinical programme being run by our partner Sebela, continue to progress XF-73 nasal toward commencement of Phase 3 clinical studies and develop its early stage pipeline. The company will remain focused on maintaining a disciplined cost base, seeking to minimise spend on non-core R&D activities. The successful partnering of NTCD-M3 and fundraise in March 2023 provides the company with a strong balance sheet as it continues to progress its pipeline and actively secure a partner to co-fund required Phase 3 studies and lead commercialisation of XF-73 nasal gel.

Shaun Claydon

Chief Financial Officer
12 April 2023

Environmental, social and governance report (“ESG”)

Introduction

A responsible business is underpinned by rigorous governance and a focus on its environmental and social impact.



Our approach to ESG

Destiny is committed to operate as a responsibly minded business. This is the second year we have included an ESG report within the Annual Report. In 2022 we established an ESG Committee consisting of the Chair, Nick Rodgers, and two senior employees. We have spent time reviewing our policies and reporting and believe we have made some significant steps forward. We seek to reduce the impact of the company on the environment, make a positive social contribution and to operate with the highest levels of integrity and governance.

The purpose of the ESG report is to help stakeholders understand the company's position on these key non-financial areas. Environmental, social and governance matters continue to be covered throughout the Annual Report. The ESG report is designed to both bring together ESG information and to further explain our ESG strategy, policies and activities.

Our values

These values were developed through consulting with all employees; they describe who we are, how we work and what we set out to achieve. Through these values we have defined our approach to ESG:



Patient-Focused

We put the patient first to maintain perspective and to drive success.



Ambition

We are a forward-looking company that aims to deliver novel, "best-in-class" medicines to change lives for the better.



Integrity

We strive for the highest standards in all that we do and hold ourselves accountable for our actions.



Empowered Teamwork

We believe that empowered individuals create a strong team. We treat everyone with respect, encourage everyone to have a voice, and we work to create an open culture.

Impact

We are focused on delivering novel medicines for the prevention of life-threatening infections and where currently available therapy does not adequately address significant unmet need. Once launched, these medicines will improve outcomes for patients and have a positive impact on society. Our estimates suggest that when used, our medicines save lives and save costs. Details of the conditions that we set out to treat are in the Market opportunity section of this report on pages 6 to 11.

Environmental, social and governance report (“ESG”) continued

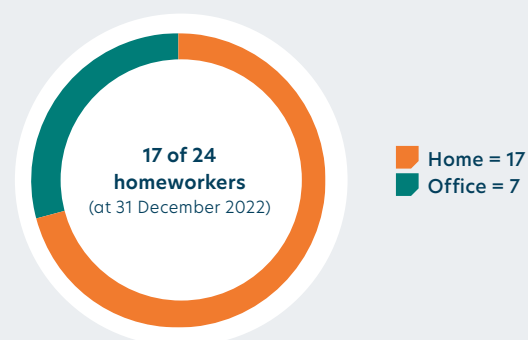
Environmental

We recognise our responsibility to minimise the impact the company’s activities have on the environment and reducing our carbon emissions.

Our work environment

We operate a flexible working model with a head office in Brighton and employees based across the UK and abroad. Our employees can combine working from home with office-based attendance in a flexible manner. This approach allows us to employ the best people, regardless of their location. Technology, including video meetings, helps us to minimise the impact of travel whilst face-to-face contact is still available and encouraged both in Brighton and at serviced co-working hubs to maintain connection and benefit the business. Like many businesses, we are continuing to determine the most effective balance for our business and our people.

Flexible working



Travel

Our travel policy encourages employees to consider the environmental impact of their mode of travel as well as the cost. The table below provides a summary of business travel by year. Reported figures are for privately owned vehicles used for business trips by employees and flights booked for business purposes for employees and consultants. We aim to minimise the amount of business travel, report these metrics, and monitor our performance. In 2022 our air travel increased as face to face conferences increased following removal of COVID restrictions. The 2022 figures were still, however, a reduction on the pre-COVID activity. Meeting collaborators and potential partners face-to-face is, we believe, critical to the business’s success but we will work further in 2023 to mitigate our use of air travel where possible.

	2022	2021 ⁽²⁾	Change
Mileage staff (excluding NEDs)	7,698	6,790	13%
Miles driven per employee per annum⁽¹⁾	379	386	(2%)
Distance flown (miles)	130,779	45,034	190%
Miles flown per employee per annum⁽¹⁾	6,442	2,559	152%
Mainline rail (miles)	11,195	6,581	70%
Train miles per employee per annum⁽¹⁾	552	380	45%

(1) Based on average staff numbers excluding NEDs of 20.3 in 2022 and 17.6 in 2021.

(2) 2021 figures were impacted by reduced travel due to COVID restrictions.



Waste management

We ensure that we take advantage of as many opportunities to reduce waste as possible. We benefit from the services of Sussex Estates and Facilities at our offices at Sussex Innovation Centre (University of Sussex)⁽¹⁾. The latest performance metrics report that 98% of waste processed on site was recycled or used for energy recovery (2021: 23.5% of waste processed on site was recycled. No waste was reported as used for energy recovery). We are reviewing how our waste management policies can be applied to those working from home.

We comply with all regulations covering the processing and disposal of chemical waste, biological materials and laboratory waste by using qualified licensed contractors for the collection and disposal of these materials.

Energy consumption

We are mindful of the impact our facilities, activities and travel have on the environment. At our offices 35.4% of the total energy consumed was from low carbon sources in the last reported period (2021: 17.3%). Nationally, 19.4% of energy was supplied from low carbon sources in 2021 (Department for Business, Energy & Industrial Strategy).

Our flexible working policy helps to reduce travel and reduces our overall fuel consumption.

We are working to create ways employees can reduce their home energy consumption where possible.

Total carbon emissions (CO₂ kg)⁽²⁾

Sources of emissions	2022	2021 ⁽⁴⁾	Change
Travel			
Business travel vehicles	2,151	1,897	13%
Business travel rail	635	372	71%
Business travel plane	39,483	10,130	290%
Business travel total	42,268	12,399	241%
Facilities			
Own facilities gas	3,753	not available	–
Own facilities electricity	546	not available	–
WFH staff⁽⁵⁾	12,266	10,495	17%
Facilities total	16,565	15,572	6%
Total	58,834	not available	–
Total per employee per annum⁽³⁾	2,898	not available	–

(1) Figures taken from the latest available University of Sussex Annual Sustainability Reports. The figures reported are not coterminous with the accounting period of the company. The 2022 Annual Sustainability Reports includes data on the academic year 2020/21.

(2) Calculations include some estimates and use average emissions figures (sources include travel management agents and UK government agencies).

(3) Based on average staff numbers excluding NEDs of 20.3 in 2022 and 17.6 in 2021.

(4) 2021 figures were impacted by reduced travel due to COVID restrictions.

(5) WFH figures days based on contractual arrangements.

Environmental, social and governance report (“ESG”) continued

Social

We aim to deliver positive benefits to the community and to operate in a socially responsible way.

Product development and clinical studies

We have a comprehensive and very effective Quality Management System which ensures that the development of our products complies with industry accredited regulations, guidelines and to the highest standards.

The clinical studies we carry out are designed with patient safety as a paramount concern. The protocols for our studies are agreed with relevant regulatory authorities, ethics committees and institutional review boards, before any patients are enrolled to participate.

Destiny Pharma is a member of the BEAM Alliance, an EU SME group focused on promoting antimicrobial drug development, and we are represented on the expert advisory board of the Global AMR Innovation Fund (“GAMRIF”), expert advisory panel of the UKRI Task Force for Covid 19 Research & Innovation funding and member of the UKRI UK-China One Health for Epidemic Preparedness working group.

Equality, inclusion and diversity

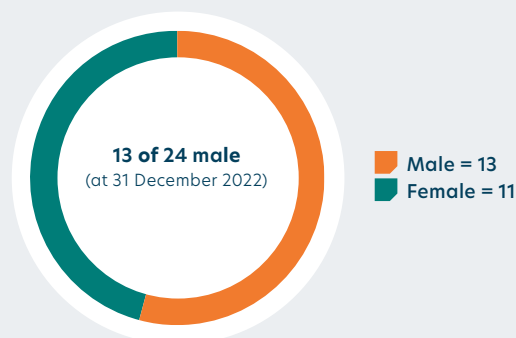
We are committed to providing equal opportunities for our employees, irrespective of gender, race, religion, national origin, disability, or any other personal characteristics, and embrace diversity in all forms. Further details on our employment and corporate culture can be found on page 37 of this report.

Our discrimination, equal opportunities and whistleblowing policies are comprehensive. We are instituting formal anti-slavery and child labour policies although the principles of these behaviours have been incorporated within the company Values.

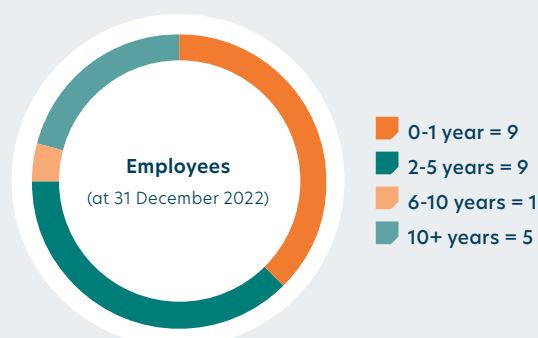
Stakeholder engagement

We invest significant time in understanding the interests of our different stakeholders and in engaging with them. Details of how we engage with key stakeholders are set out on pages 32 and 33 of this report.

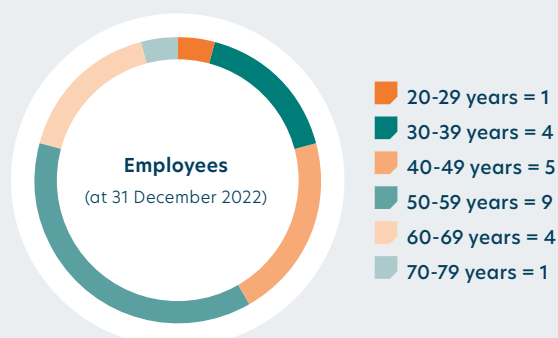
Workforce by gender balance



Workforce years of service



Workforce by age



Governance

The Board is accountable for overseeing the company's environmental and social strategy.

The Board assesses the company's risks and opportunities both environmentally and socially, ensures the company is resilient to potential future changes and develops and delivers on policies that fulfil the company's environmental and social objectives.

ESG is a standing item on Board meeting agendas. Information can be found in the governance section of this report on pages 34 to 46 which sets out the responsibilities of the Board and covers key areas of how the company is directed. Pages 30 and 31 of this report provide details of how we manage key risks.

Areas we want to improve in 2023

We have started to work with our key suppliers to understand their ESG policies and their implementation so that we can incorporate assessment of supplier ESG as part of our supplier selection and management. Where suppliers' policies do not match our expectations, we will work with those suppliers to improve their policies or seek alternative suppliers if necessary. We expect to report on our scope 2 and 3 emissions in 2023.

The environmental, social and governance report has been approved by the Board and is signed on its behalf by:

Nick Rodgers

Chair

12 April 2023



Risks and uncertainties

Destiny Pharma's business is subject to a number of risks and uncertainties in common with other biotechnology companies operating in the field of drug research and development.

C Commercial	O Operational	F Financial
Commercial risks which may have an impact on the company's ability to commercialise its products and deliver value to shareholders.	Operational risks which may impact on the company's ability to deliver on its objectives.	Financial risks which may impact on the sustainability or liquidity of the company - affected by internal or external risks.

The management of risk is a key responsibility of the Board of Directors. The Board ensures all risks are understood and appropriately managed and that a robust risk management process is maintained to identify, quantify, minimise and manage important risks. The company operates a comprehensive risk register, overseen by the Audit Committee, which identifies risks, prioritises them by likelihood and impact, and records the actions needed to mitigate and monitor those risks. The Board is also prepared to act swiftly to formulate contingency plans to manage the situation if any risk materialises.

Operational risk management

To effectively manage the business, including risks, the company regularly reviews the progress of key activities as follows:

- the Board of Directors meets regularly and reviews operational progress against the company's strategy and key objectives;
- the Audit Committee meets regularly and reviews the risk register and mitigation plans to ensure these remain appropriate; and
- senior management and quality teams meet on a monthly basis to discuss operational progress and, during these meetings, identify and discuss areas of risk and communicate these to the Board as appropriate.



The principal risks and uncertainties identified by Destiny Pharma in the year ended 31 December 2022 are set out below:

Principal risk	Mitigation
<p>F Change: =</p> <p>There is a risk that Destiny Pharma is unable to maintain sufficient working capital to meet its obligations and continue its business for the foreseeable future.</p>	<p>The company reviews working capital projections to give plenty of visibility on requirement.</p> <p>The company successfully raised £13.8 million via two fundraises in March 2022 and March 2023 to progress the development of its late-stage assets toward commencement of Phase 3 clinical studies and provide additional working capital.</p>
<p>F Change: =</p> <p>Changes to tax legislation may reduce the availability of tax credits on R&D expenditure. This could reduce R&D tax refunds on eligible expenditure and adversely affect the company's cash flow and cash runway.</p>	<p>The company, in conjunction with its tax advisers, continually reviews any proposed changes to the UK R&D tax credit regime. The virtual model maintains a low overhead base which allows some flexibility in managing spending commitments.</p>
<p>C Change: ↓</p> <p>Destiny Pharma may not be able to enter into partnering relationships for the commercialisation of its drug pipeline assets.</p>	<p>A partnering strategy is in place to identify and secure potential partners.</p> <p>Successful partnerships have been achieved with Sebela Pharmaceuticals, China Medical Systems and SporeGen Limited.</p> <p>Partnering activities are planned to enable Destiny Pharma to complete the right deal at the right time to deliver shareholder value.</p>
<p>O Change: =</p> <p>Significant issues in the chemistry, manufacturing and controls for a programme may force a programme to be abandoned.</p>	<p>The company has two late-stage clinical assets utilising very different technologies. Should one programme falter, focus would be directed towards the other programme.</p>
<p>O Change: ↓</p> <p>Destiny Pharma may not be able to agree viable clinical trial protocols with the regulators.</p>	<p>The company has a clear regulatory pathway for NTCD-M3 in the US and Europe and finalised plans for the Phase 3 development for XF-73 nasal in 2022.</p>

Key:

↑ Increase

↓ Decrease

= No change

N New

Our stakeholders

Striving for high standards.

Section 172(1) statement

Directors of a company must act in a way that they consider, in good faith, would most likely promote the success of the company for the benefit of its members as a whole, taking into account the factors listed in section 172 of the Companies Act 2006.

Engagement with our shareholders and wider stakeholder groups plays an essential role throughout Destiny Pharma's business. We are aware that each stakeholder group requires a tailored engagement approach in order to foster effective and mutually beneficial relationships.

Our understanding of stakeholders is then factored into boardroom discussions, regarding the potential long-term impacts of our strategic decisions on each group, and how we might best address their needs and concerns.

PATIENTS	EMPLOYEES	SUPPLIERS AND PARTNERS
<p>Their interests</p> <ul style="list-style-type: none"> • Patients will ultimately benefit from our products • Drugs that address patients' unmet needs • Improved treatment and prevention options • Responding to the challenges of antimicrobial resistance 	<p>Their interests</p> <ul style="list-style-type: none"> • Training, development and career prospects • Health and safety • Working conditions • Diversity and inclusion • Human rights and modern slavery • Fair pay, employee benefits 	<p>Their interests</p> <ul style="list-style-type: none"> • Workers' rights • Supplier engagement and management to prevent modern slavery • Fair trading and payment terms • Sustainability and environmental impact • Collaboration • Long-term partnerships
<p>How we engage</p> <ul style="list-style-type: none"> • Ensure patients' needs are reflected in our drug design and our development programmes 	<p>How we engage</p> <ul style="list-style-type: none"> • Open and regular informal dialogue • Ongoing training and development opportunities • Whistleblowing procedures • Employee benefits packages • Formal annual reviews • Board-level engagement on company strategy 	<p>How we engage</p> <ul style="list-style-type: none"> • Initial meetings and negotiations • Performance management and feedback • Board approval of significant contracts • Direct engagement between suppliers and specified company contact

The Board regularly reviews our principal stakeholders and how we engage with them. The stakeholder voice is brought into the boardroom throughout the annual cycle through information provided by management and also by direct engagement with stakeholders themselves.

The relevance of each stakeholder group may increase or decrease depending on the matter or issue in question, so the Board seeks to consider the needs and priorities of each stakeholder group during its discussions and as part of its decision making.

The table below acts as our section 172(1) statement by setting out the key stakeholder groups, their interests and how Destiny Pharma has engaged with them over the reporting period. This should be read in conjunction with the corporate governance report on pages 34 to 46.

INVESTORS	REGULATORY BODIES	COMMUNITY AND ENVIRONMENT
<p>Their interests</p> <ul style="list-style-type: none"> • Comprehensive review of financial performance of the business • Business sustainability • High standard of governance • Success of the business • Ethical behaviour • Awareness of long-term strategy and direction 	<p>Their interests</p> <ul style="list-style-type: none"> • Compliance with regulations • Worker pay and conditions • Gender pay • Health and safety • Treatment of suppliers • Waste and environment • Insurance 	<p>Their interests</p> <ul style="list-style-type: none"> • Sustainability • Human rights • Energy usage • Recycling • Waste management • Community outreach and CSR
<p>How we engage</p> <ul style="list-style-type: none"> • Regular reports and analysis on investors and shareholders • Annual Report • Company website • Shareholder circulars • AGM • Stock exchange announcements • Press releases • Analyst research • One-to-one meetings • Presentations at investor conferences and via online platforms 	<p>How we engage</p> <ul style="list-style-type: none"> • Company website • Stock exchange announcements • Annual Report • Direct contact with regulators • Compliance updates at Board meetings • Risk reviews 	<p>How we engage</p> <ul style="list-style-type: none"> • Oversight of corporate responsibility plans • Workplace recycling policies and processes

The strategic report has been approved by the Board and is signed on its behalf by:

Neil Clark
Chief Executive Officer
12 April 2023

Introduction to corporate governance

The Directors support high standards of corporate governance and consider strong governance to be a key element in the development and success of the company.

Board of Directors

The Board is responsible for the direction and overall performance of the company with emphasis on policy and strategy, financial results and major operational issues.

During the year, the Board comprised three Executive Directors and the Non-executive Chair, and at least two other Non-executive Directors who are independent of management.

A full list of Directors holding office at the date of this Annual Report, together with their skills and experience, is set out on pages 38 and 39. A list of the Directors who served during the year is set out in the Directors' report on page 45 of this Annual Report. James Stearns is an appointee of CMS, a shareholder and strategic partner of the company, and therefore he cannot be regarded as an independent Director. Nigel Brooksby is also deemed non-independent by

virtue of his material relationships with certain long-term shareholders.

Notwithstanding these factors, the Board considers that both Mr Stearns and Mr Brooksby offer a diverse range of skills and experience and use their independent judgement to challenge all matters, whether strategic or operational, helping the Board to discharge its duties and responsibilities effectively. The Board considers Dr Debra Barker and Aled Williams to be independent.

The QCA Code

Destiny Pharma considers that the QCA Corporate Governance Code (the "QCA Code") is the most suitable framework for smaller listed companies and, consequently, formally adopted the QCA Code during the 2018 financial year, having informally followed its principles since its IPO in September 2017.

The Board considers that the company complies with the QCA Code so far as it is practicable having regard to its size, nature and current stage of development. The Board understands that the application of the QCA Code supports the company's medium to long-term success whilst simultaneously managing risks and provides an underlying framework of commitment and transparent communications with stakeholders.

The following changes to the Board occurred during the year. Peter Morgan resigned on 31 March 2022 and Dr Huaizheng Peng resigned on 1 June 2022. Aled Williams, James Stearns and Nigel Brooksby were appointed to the Board on 1 June 2022.

The table shows how the company addresses the ten principles underpinning the QCA Code:

Deliver growth

1. Establish a strategy and business model which promote long-term value for shareholders. **See "business model" on page 12.**
2. Seek to understand and meet shareholder needs and expectations. **See the "corporate governance" section of our website www.destinypharma.com and "our stakeholders" on pages 32 and 33.**
3. Take into account wider stakeholder and social responsibilities and their implications for long-term success. **See the "corporate governance" section of our website and "our stakeholders" on pages 32 and 33.**
4. Embed effective risk management, considering both opportunities and threats, throughout the organisation. **See "risks and uncertainties" on pages 30 and 31.**

Maintain a dynamic management framework

5. Maintain the Board as a well-functioning, balanced team led by the Chair. **See this section.**
6. Ensure that between them the Directors have the necessary up-to-date experience, skills and capabilities. **See this section and "Board of Directors" on pages 38 and 39.**
7. Evaluate Board performance based on clear and relevant objectives, seeking continuous improvement. **See this section.**
8. Promote a corporate culture that is based on ethical values and behaviours. **See this section and the "corporate governance" section of our website.**
9. Maintain governance structures and processes that are fit for purpose and support good decision making by the Board. **See the "corporate governance" section of our website and "our stakeholders" on pages 32 and 33.**

Build trust

10. Communicate how the company is governed and is performing by maintaining a dialogue with shareholders and other relevant stakeholders. **See this section, the "corporate governance" section of our website and "our stakeholders" on pages 32 and 33.**

The Board considers there to be sufficient independence on the Board given the size and stage of development of the company and that all the Non-executive Directors are of sufficient competence and calibre to add strength and objectivity to its activities and bring considerable experience in scientific, operational and financial development of biopharmaceutical products and companies. The composition of the Board is regularly discussed by the Board and Nomination Committee. Appropriate Directors' and officers' liability insurance has been arranged by the company.

There is a clear separation of the roles of Chief Executive Officer and Chair. The Chair is responsible for overseeing the running of the Board and ensuring its effectiveness.

The Chair ensures members of the Board receive timely and appropriate information and that effective communication occurs with institutional and other shareholders. The Chief Executive Officer has the responsibility for implementing the strategy of the Board and managing the day-to-day business activities of the company.

The Board, led by the Chair, is responsible to stakeholders for the proper management of the company and meets at least six times a year. All relevant information is circulated in good time together with a formal scheduled agenda covering key areas of the company's affairs, including research and development, strategy, and operational and financial performance, which allows the Board to review and discuss the activities of the business.

The Board convenes at least one strategy meeting each year and other ad hoc meetings, where appropriate, to discuss the activities of the business or other matters. Non-executive Directors are required to devote sufficient time and commitment to fulfil their Board duties, including attending strategy meetings, shareholder meetings and discussions about specific aspects of the business where appropriate. The Board is kept apprised of developments in governance and regulations as appropriate, including regular updates and presentations from the company's Nomad and legal advisers.

All Directors are subject to re-election by shareholders at least once every three years. Directors appointed during any year are subject to re-election at the first Annual General Meeting following their appointment.

Governance framework

The Board

The Board is responsible for the direction and overall performance of the company.

Audit Committee

The Audit Committee is responsible for considering the financial reporting, accounting policies and annual statement as well as overseeing the audit.

[Read more on page 36](#) →

Remuneration Committee

The Remuneration Committee is responsible for remuneration packages for Executive Directors and the bonus and share option strategy for the company.

[Read more on page 36](#) →

Nomination Committee

The Nomination Committee is responsible for considering the composition and efficacy of the Board.

[Read more on page 37](#) →

Senior management team

The senior management team are responsible for implementing the decisions of the Board.

Introduction to corporate governance

continued

Attendance at Board meetings

The Directors' attendance at Board and committee meetings over the course of 2022 was as follows:

Director	Board meeting	Audit Committee	Remuneration Committee	Nomination Committee
Nick Rodgers	●●● ●●●	●●●	●● ●●●	●
Neil Clark	●●● ●●●	—	—	—
Shaun Claydon	●●● ●●●	●●●	—	—
Dr William Love	●●● ●●●	—	—	—
Dr Debra Barker	●●● ●●●	—	●● ●●●	●
Aled Williams	●● ●●	—	●●●	—
James Stearns	●● ●●	●●	—	—
Nigel Brooksby	●● ●●	—	—	—

● Attended ● Did not attend

Note: Aled Williams, James Stearns and Nigel Brooksby were appointed to the Board on 1 June 2022.

Board performance evaluation

The Directors consider that the company and Board are not yet of a sufficient size for an external Board evaluation to make commercial and practical sense. However, the Board has used the BoardClic software tool to evaluate Board performance in a systematic manner.

The Directors are encouraged to suggest changes that they feel would benefit the company and the company's advisers provide updates on best practice where they think that appropriate. Concerns can also be directed towards the Chair, who seeks to act as a sounding board for any concerns that Directors may have. As the company grows, the Board will keep under review the need for more formal, external evaluation processes.

Board committees

The Board has established Audit, Remuneration and Nomination Committees, each with formally delegated duties, responsibilities and written terms of reference. The performance of these committees is reviewed by the Chair of the Committee and the Chair of the Board on a regular basis.

Audit Committee

The Audit Committee currently comprises two members, who are both Non-executive Directors: James Stearns (Chair) and Nick Rodgers. Peter Morgan served on the Audit Committee until his leaving date of 31 March 2022. The Board intends to appoint a third member to the Audit Committee during 2023.

The Audit Committee, which meets at least twice a year, is responsible for considering the financial reporting, accounting policies and annual statement as well as keeping under review the scope and results of the audit, its cost effectiveness and the independence and objectivity of the auditor. In particular, any major accounting issues, judgements or changes are discussed by the Committee. Due to the size of the company, there is currently no internal audit function, although the Audit Committee has oversight responsibility for public reporting, overall good governance and the company's internal controls.

Other members of the Board, as well as the auditor, are invited to attend the Audit Committee meetings as and when appropriate, and the Chair of the Committee also has a direct line of communication with the auditor.

Remuneration Committee

The Remuneration Committee currently comprises three members, all of whom are Non-executive Directors: Dr Debra Barker (Chair), Nick Rodgers and Aled Williams. Peter Morgan served on the Remuneration Committee until his leaving date of 31 March 2022.

The Remuneration Committee, which meets at least twice a year, is responsible for considering the remuneration packages for Executive Directors and the bonus and share option strategy for the company and making recommendations as appropriate. The Remuneration Committee works within the framework of a compensation policy approved by the Board.

The Remuneration Committee is also responsible for reviewing the performance of the Executive Directors and ensuring that they are fairly and responsibly rewarded for their individual contributions to the company's overall performance. The Committee's scope extends to all remuneration of Directors, including bonus and share options.

None of the Committee members has any day-to-day responsibility for running the company and no Director participates in discussions about his or her own remuneration.

Nomination Committee

The Nomination Committee currently comprises three members, all of whom are Non-executive Directors: Nick Rodgers (Chair), Dr Debra Barker and Aled Williams. Peter Morgan served on the Nomination Committee until his leaving date of 31 March 2022.

The Nomination Committee meets at least once a year, is responsible for considering the composition and efficacy of the Board as a whole, and for making recommendations as appropriate. The Committee also considers succession planning for Directors and senior executives to ensure that the requisite skills are available to the Board. The Nomination Committee also seeks to promote diversity of gender, social and ethnic background.

Conflicts of interest

Each Director has a duty to avoid situations in which he or she has or can have a direct or indirect interest that conflicts, or possibly may conflict, with the interests of the company. The Board requires each Director to declare to the Board the nature and extent of any direct or indirect interest in a proposed transaction or arrangement with the company. The Board has power to authorise any potentially conflicting interests that are disclosed by a Director. Directors are required to notify the Company Secretary when any potential conflict of interest arises.

Share Dealing Code

The Board has adopted a code on dealings in relation to the securities in the company. Directors and other relevant employees are required to comply with the Share Dealing Code and the Board takes proper and reasonable steps to secure compliance.

Internal control

The Board is responsible for the effectiveness of the company's internal control and quality systems and is supplied with information to enable it to discharge its duties. Internal control and quality systems are designed to meet the particular needs of the company and to manage rather than eliminate the risk of failure to meet business objectives and can only provide reasonable and not absolute assurance against material misstatement or loss.

The internal control system includes controls covering financial, operational and regulatory compliance areas together with risk management. The principal risks and uncertainties for the company are set out on pages 30 and 31. The company maintains a risk register which is reviewed and updated regularly.

Employment and corporate culture

The company seeks to maintain the highest standards of integrity and probity in the conduct of its operations. These values are embodied in the written policies and working practices adopted by all employees of the company. An open culture is actively encouraged with regular communications to staff regarding progress and staff feedback is regularly sought. The Executive Directors regularly monitor the company's cultural environment and seek to address any concerns that may arise, escalating these to Board level as necessary.

The Board recognises its legal responsibility to ensure the wellbeing, safety and welfare of its employees and to maintain a safe and healthy working environment for them and for its visitors. A report on how we engage with our stakeholders and consider environmental factors is detailed on pages 32 and 33.

Investor relations

The Board places a high priority on regular communications with its shareholders. The Board as a whole is responsible for ensuring that effective dialogue with shareholders takes place, while the Chair and Chief Executive Officer ensure that the views of shareholders are communicated to the Board as a whole. The Board communicates with shareholders through one-to-one meetings, the announcement of half-year and full-year results, presentations to analysts and through regular updates to the company's website, which contains copies of all financial reports and statements and latest presentations.

The company also presents regularly at private investor events and continues to increase its use of video presentations via online private shareholder platforms to reach a wider audience. This ensures that smaller shareholders are able to engage with senior management. Shareholders are able to attend the company's AGM in person or via video conference, which provides an excellent opportunity to engage directly with the Board and discuss the company's strategy and performance in more detail.

Corporate social responsibility

The Board recognises the importance of assessing the impact and benefits of the company's activities on society, its community and the environment and endeavours to consider the interests of shareholders and other stakeholders, such as patients, employees, suppliers and business partners, when operating its business. A report on how we engage with our stakeholders and consider environmental factors is detailed on pages 32 and 33.

UK Bribery Act 2010

The Board has established a bribery policy to achieve compliance with the UK Bribery Act 2010, which came into effect on 1 July 2011. A training programme is in place for all Directors, staff and contractors. Agreements with third parties contain statements that the company and its associates are required to adhere at all times to the UK Bribery Act 2010.

Further details on the company's corporate governance can be found on the "Corporate governance" section of the company's website, www.destinypharma.com

Nick Rodgers

Chair

12 April 2023

Board of Directors

Strong leadership

The Board has a broad range of experience from senior leadership roles in life science, investment and listed companies.



Board diversity:

- Male - 7
- Female - 1



Nick Rodgers
Chair

Mr Rodgers has considerable board experience in both public and private growth companies, particularly those in the life science sector, as well as a background as a successful corporate financier and investment banker.

Mr Rodgers is currently chair of SEHTA, one of the largest health technology networking organisations in the UK, and a director of three private companies.

He was a non-executive director and then chair of fully listed Oxford Biomedica plc, a leading gene and cell therapy company, from 2004 until 2016.

Previously, Mr Rodgers headed up both the Life Science and Corporate Finance departments at Evolution Beeson Gregory (now Investec), advising many listed life science companies from 1989 until 2003.



Neil Clark
Chief Executive Officer

Mr Clark qualified as an accountant with PwC in Cambridge, UK and worked for over ten years on a variety of national and international assignments in audit, corporate finance and consultancy.

In 1997, Mr Clark joined CeNeS Pharmaceuticals plc, a venture capital backed private UK biotech company. Following the successful flotation of CeNeS in 1999, he was appointed CFO. In 2005, he became CEO and led the company through to its sale in 2008.

Mr Clark then joined Ergomed, a global biopharma service business, in January 2009 and was CFO during its IPO in July 2014 until his move to be full-time CEO of PrimeVigilance (Ergomed's successful drug safety business) in January 2016.

Mr Clark is a Fellow of the Institute of Chartered Accountants in England and Wales and has a BSc in Bioscience from the University of Nottingham.



Shaun Claydon
Chief Financial Officer and Company Secretary

Mr Claydon is an accomplished corporate financier and qualified Chartered Accountant with over 18 years' board-level experience, including within the biotechnology sector.

He has extensive experience of delivering financial and operating results, and from 2015 served as CFO of Creabilis, a venture backed clinical stage specialty pharmaceutical company focused on dermatology treatments, during which he led the \$150 million sale of the business to Sienna Biopharmaceuticals.

From 2009 to 2014, Mr Claydon was CFO and chief operating officer of Orteq Sports Medicine, a medical device company and world leader in the field of biodegradable polymer technologies.

Prior to these positions Mr Claydon held a number of senior financial consultancy and corporate finance roles, including at HSBC Investment Banking, Evolution Beeson Gregory (now Investec) and PWC.



Dr William Love
Founder and Chief Scientific Officer

Dr Love was a senior scientist at Ciba Geigy/Novartis, focused on novel drug delivery technologies and involved in the development of the world's leading eye-care pharmaceutical, Visudyne. In 1997, Dr Love founded Destiny Pharma and he is the co-inventor of the XF drug platform.

Dr Love is an expert advisory board member of Global AMR Innovation Fund and an expert panellist appointed in 2021 to the UKRI Covid-19 preparedness Task Force for Research and Innovation funding and appointed in 2022 to the UKRI UK-China One Health Epidemic Preparedness expert panel.

Dr Love is the named inventor in more than 80 patents. He has experience in drug R&D from discovery and lead identification, through pre-clinical development and into Phase 1/2 clinical development in the UK, EU and US.

**Board tenure:**

- 1-5 years - 6
- 5+ years - 2

**Board skills:**

- Biotechnology/Pharmaceuticals - 7
- Financial - 4
- Business development - 4
- Clinical - 2



Dr Debra Barker
Non-executive Director

Dr Barker has worked at Novartis, Roche, GSK (then SmithKline Beecham) and most recently at Polyphor as Chief Medical and Development Officer. Dr Barker is currently on the board of Hutman Diagnostics, a molecular diagnostic company specialising in antimicrobial resistance, and BerGenBio, an oncology company targeting immune-evasive and therapy resistant cancers.

At Novartis Dr Barker held several senior roles including Head of Development for Anti-Infectives, Immunology and Transplantation. Dr Barker was also the medical lead for Swiss-based anti-infective specialist Polyphor's highly successful IPO on the SIX Swiss Exchange.



James Stearns
Non-executive Director

Mr Stearns serves as the International Chief Investment Officer for China Medical System Holdings, a speciality pharmaceutical company listed on the Hong Kong Stock Exchange. Prior to joining China Medical System Holdings, he spent over 20 years in the financial markets based in both London and New York, latterly as a director in Corporate Advisory at Panmure Gordon with a focus on life sciences.



Aled Williams
Non-executive Director

Mr Williams has more than 25 years of leadership experience across pharma and biotech sectors. He is currently Chief Executive Officer of Entera Pharmaceuticals. Prior to his current appointment, he was Chief Business Officer at Polyneuron Pharmaceuticals and before this served as Chief Commercial Officer at VectivBio. Mr Williams' prior experience includes more than seven years at Shire, where he was Vice President and Global Strategy Head and led three of the rare disease therapeutic areas. Prior to Shire, he held leadership positions of increasing responsibility at Bristol-Myers Squibb, Novartis and Roche. Mr Williams originally trained in microbiology and started his career working in Public Health.



Nigel Brooksby
Non-executive Director

Mr Brooksby has held senior strategic and operational roles in the US, Europe, Africa, the Middle East, Latin America and Asia with Sanofi, Pfizer and GSK (Wellcome). He is a past non-executive director of the UK Government's Porton Biopharma Ltd, Chronos Therapeutics Ltd, and the nominated Wellcome Trust Director of several biotechnology companies. Mr Brooksby is former President of the British Pharma Industry ("ABPI"), a Member of the South Australian Health Board, the CBI's President Committee, the UK Government's Business, Innovation & Skills (now BEIS) Advisory Board and the Chair of the European Medicines Group. In addition, he holds several Global Academic Board and Charity Trustee positions.

Directors' remuneration report

The Remuneration Committee of the Board of Directors is responsible for determining and reviewing compensation arrangements for the Executive Directors and Chair of the company.

The Committee also recommends and monitors the level and structure of remuneration for senior management.

The Remuneration Committee comprises Dr Debra Barker (Chair), Aled Williams and Nick Rodgers.

Introduction

The Remuneration Committee assesses the appropriateness of the nature and amount of emoluments of such officers on a periodic basis and is guided by an approved remuneration policy and takes into account relevant employment market conditions with the overall objective of ensuring maximum stakeholder benefit from the retention of a high-quality Board and executive team.

The Remuneration Committee additionally links part of key management remuneration to the company's financial and operational performance.

Components of the remuneration package of Executive Directors

The principal components of the Executive Directors' remuneration packages are base salary, a performance-related bonus in the form of cash and share options, and medium and long-term incentives in the form of share options, pension contributions and other benefits.

Base salary

Base salaries are reviewed annually, taking account of increases awarded to employees as a whole, the performance of the company and the individual's skills and experience, and external factors such as salaries in comparable companies and inflation. For the 2023 financial year the Board considered it appropriate to award a 4% increase to the Executive Directors.

Performance-related bonus

The Remuneration Committee, in discussion with the Executive Directors, establishes performance criteria at the beginning of each financial year that are aligned with the company's strategic objectives and are designed to be challenging. Annual bonuses are payable at the discretion of the Remuneration Committee.

For the 2022 financial year the Remuneration Committee decided the following:

- bonuses of up to a maximum of 75% of base salary for the Executive Directors could be earned for performance against annual operational, financial and personal objectives;
- 75% of the annual bonus would be by reference to corporate objectives and 25% to individual objectives; and
- any annual bonus for the Executive Directors is payable in cash and share option awards in the following proportions: 50% cash and 50% share option awards.

The 2022 financial year corporate objectives included finalising the XF-73 study plan and regulatory strategy with FDA and EMA and maintaining the NTCD-M3 project to agreed plan including securing a partnering deal and funding support to progress both projects towards commencement of Phase 3 clinical studies.

The Executive Directors were awarded 21% of the maximum bonus achievable for the 2022 financial year.

For the 2023 financial year, the Remuneration Committee decided the following:

- bonuses of up to a maximum of 75% of base salary for the Executive Directors could be earned for performance against annual operational, financial and personal goals;
- 75% of the annual bonus would be by reference to corporate objectives and 25% to individual objectives; and
- any annual bonus for the Executive Directors is payable in cash and share option awards in the following proportions: 50% cash and 50% share option awards.

The 2023 financial year corporate objectives include finalising a partnering deal and associated funding and preparing for Phase 3 pivotal studies for NTCD-M3, finalising the details of the study design and Phase 3 formulation for XF-73 nasal and seeking partners to fund the Phase 3 plan through to commercialisation as well as advancing the early pipeline.

The number of share options comprised within the deferred bonus award is set on grant at such number equal in value to the portion of bonus being deferred. Such share option awards to Executive Directors will ordinarily vest after two years, subject to continued employment.

Long-term incentive plan ("LTIP")

The primary long-term incentive arrangements for Executive Directors are performance share option awards under the LTIP established by the Board on 22 December 2020. Performance share option awards will ordinarily be granted on an annual basis and will vest three years from award subject to the participant's continued service and to the extent to which the performance conditions for the awards are satisfied. Performance awards are set at a maximum of 100% of base salary for the Chief Executive Officer and 80% for other Executive Directors.

Recovery and withholding provisions may be operated at the discretion of the Remuneration Committee in respect of share option awards under the performance-related bonus plan and the LTIP in certain circumstances (including where there has been a material misstatement of the company's financial statements or in the event of misconduct by a participant).

The company has adopted shareholding guidelines to encourage Executive Directors to build or maintain a shareholding in the company of at least 200% of base salary. Executive Directors will be required to retain 50% of shares from the exercise of deferred bonus awards and LTIP awards (on a net of tax basis) until the shareholding guideline is met.

Pension arrangements

Pension is provided to Executive Directors via a cash contribution to the individual's personal pension scheme. The level of pension contribution for Executive Directors is 10% of base salary.

Other benefits

Other benefits for Executive Directors include life and critical illness assurance, private medical insurance and income protection.

Directors' remuneration report continued

Remuneration of the Chair and Non-executive Directors

It is the company's policy to provide fees that attract and retain skilled individuals with appropriate experience who can add value to the Board. Fees are reviewed on an annual basis to ensure they remain competitive and adequately reflect the time commitments and overall contribution to the role. The Remuneration Committee is responsible for making recommendations to the Board on the fees payable to the Chair. The Board is responsible for determining the fees payable to the company's Non-executive Directors.

The Non-executive Director fees, including the fees of the Chair, were reviewed during the 2022 financial year with no changes implemented from 1 January 2023.

Emoluments of Directors

Details of the nature and amount of each element of the emoluments of each Director who served during the year ended 31 December 2022 are as follows:

	Short-term employee benefits £'000	Bonus £'000	Post- employment benefits £'000	Other benefits £'000	Total⁽¹⁾ 2022 £'000	Total 2021 £'000
Nick Rodgers	82	—	—	—	82	90
Neil Clark	244	37	24	7	312	303
Shaun Claydon	225	33	23	5	286	271
Dr William Love	207	30	21	7	265	252
Dr Debra Barker	41	—	—	—	41	41
Aled Williams	24	—	—	—	24	—
James Stearns	24	—	—	—	24	—
Nigel Brooksby	27	—	—	—	27	—
Peter Morgan	10	—	—	—	10	41
Dr Huaizheng Peng	17	—	—	—	17	41
Total	901	100	68	19	1,088	1,039

(1) Total emoluments include the bonus payable in relation to the year ended 31 December 2022, of which 50% was settled in cash and 50% in deferred share option awards after the end of the financial year.

Directors' share options and awards

The company has been in a closed period whilst the collaboration and co-development agreement for NTCD-M3 was being finalised and subsequently in advance of the announcement of the company's financial results for the year ended 31 December 2022. The Board has therefore delayed granting deferred bonus option awards in relation to 2022 and performance option awards under the LTIP until after the announcement of the company's final results.

Options in the company's shares held by the Directors holding office at 31 December 2022 are set out below:

Date of grant/award	Exercise price	At 1 January 2022	Granted in the year	At 31 December 2022	Latest vesting date
Executive					
Neil Clark					
16 May 2017 option grant	£0.01	172,152	–	172,152	Vested
2 June 2017 option grant	£0.01	172,153	–	172,153	Vested
4 June 2018 option grant	£0.01	200,000	–	200,000	Vested
22 Dec 2020 option grant	£0.01	205,695	–	205,695	22 Dec 2023
22 Dec 2020 performance option award	£0.01	353,692	–	353,692	22 Dec 2023
21 Jan 2021 deferred bonus option award	£0.01	53,053	–	53,053	Vested
17 Dec 2021 performance option award	£0.01	198,875	–	198,875	17 Dec 2024
24 Jan 2022 deferred bonus option award	£0.01	–	16,914	16,914	24 Jan 2024
		1,355,620	16,914	1,372,534	
Dr William Love					
2 June 2017 option grant	£0.01	358,894	–	358,894	Vested
22 Dec 2020 option grant	£0.01	125,000	–	125,000	22 Dec 2023
22 Dec 2020 performance option award	£0.01	240,511	–	240,511	22 Dec 2023
21 Jan 2021 deferred bonus option award	£0.01	45,095	–	45,095	Vested
17 Dec 2021 performance option award	£0.01	135,235	–	135,235	17 Dec 2024
24 Jan 2022 deferred bonus option award	£0.01	–	11,501	11,501	24 Jan 2024
		904,735	11,501	916,236	
Shaun Claydon					
25 Oct 2018 option grant	£0.01	150,000	–	150,000	Vested
16 June 2020 option grant	£0.01	125,000	–	125,000	Vested
22 Dec 2020 option grant	£0.01	125,000	–	125,000	22 Dec 2023
22 Dec 2020 performance option award	£0.01	261,538	–	261,538	22 Dec 2023
21 Jan 2021 deferred bonus option award	£0.01	39,230	–	39,230	Vested
17 Dec 2021 performance option award	£0.01	151,408	–	151,408	17 Dec 2024
24 Jan 2022 deferred bonus option award	£0.01	–	11,725	11,725	24 Jan 2024
		852,176	11,725	863,901	

The options are exercisable at various dates up to January 2032.

Directors' remuneration report continued

Directors' interests

The interests of the Directors holding office at 31 December 2022 in the shares of the company are set out below:

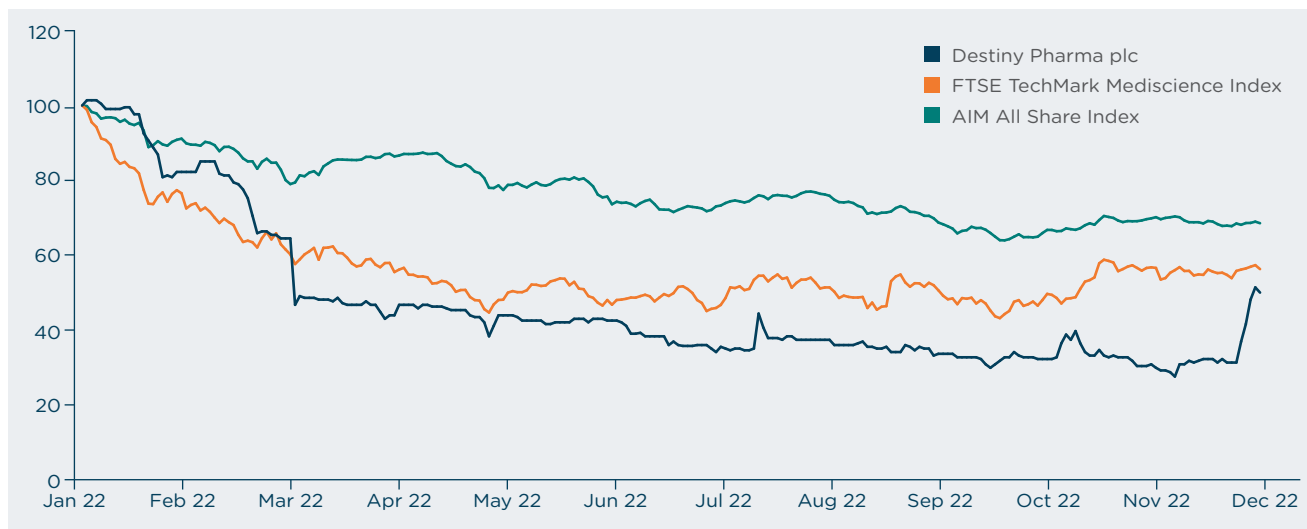
Ordinary shares of £0.01 each	31 December 2022	31 December 2021
Nick Rodgers	106,073	56,073
Neil Clark	88,462	38,462
Shaun Claydon	10,000	–
Dr William Love ⁽¹⁾	6,509,500	6,509,500
Dr Debra Barker	68,461	38,461
Aled Williams	–	–
James Stearns	–	–
Nigel Brooksby	348,750	337,500

(1) 3,317,700 of these ordinary shares are held by Dr Love directly and 3,191,800 are held by his wife, Carole Love.

Share information

The company's shares were admitted to trading on AIM on 4 September 2017. The market price of the company's shares at the end of the reporting period was 53.5 pence (2021: 105.0 pence) and the range during the period from admission to the end of the reporting period was 29.5 pence to 235.0 pence (2021: 30.4 pence to 235.0 pence) per share.

The Board considers that the FTSE TechMark Mediscience Index and the AIM All Share Index are appropriate benchmarks for the performance of its shares and a comparison showing percentage movements in the period is set out below for the year ended 31 December 2022. This chart highlights that Destiny's share price performed behind the FTSE TechMark Mediscience Index by 11% and the AIM All Share Index by 27%.



On behalf of the Board.

Dr Debra Barker

Remuneration Committee Chair

12 April 2023

Directors' report

The Directors present their report together with the audited accounts of Destiny Pharma plc.

Directors

Those who served as Directors during the year are:

- **Nick Rodgers**,
Non-executive Chair;
- **Neil Clark**,
Chief Executive Officer;
- **Dr William Love**,
Founder and Chief Scientific Officer;
- **Shaun Claydon**,
Chief Financial Officer;
- **Dr Debra Barker**,
Non-executive Director;
- **Aled Williams**,
Non-executive Director;
- **James Stearns**,
Non-executive Director;
- **Nigel Brooksby**,
Non-executive Director;
- **Peter Morgan**,
Non-executive Director; and
- **Dr Huaizheng Peng**,
Non-executive Director.

Results and dividends

The loss after taxation for the year ended 31 December 2022 was £6.5 million (2021: £5.3 million).

Directors' interests

Directors' interests at 31 December 2022 in the shares and share options of the company are shown in the Directors' remuneration report on pages 40 to 44.

Financial instruments

The company's principal financial instruments comprise cash balances, term deposits, and other payables and receivables that arise in the normal course of business. The risks associated with these financial instruments are disclosed in note 15 to the financial statements.

Research and development

For details of the company's research and development, please refer to the strategic report, which forms part of this Annual Report.

Future developments

Further information regarding the future developments of the company is contained in the strategic report, which forms part of this Annual Report.

Directors' liabilities

Subject to the conditions set out in the Companies Act 2006, the company has arranged appropriate Directors' and officers' liability insurance to indemnify the Directors against liability in respect of proceedings brought by third parties. Such provisions remain in force at the date of this report.

Disclosure of information to the auditor

So far as each person who was a Director at the date of approving this report is aware, there is no relevant audit information, being information needed by the auditor in connection with preparing its report, of which the auditor is unaware. Having made enquiries of fellow Directors, each Director has taken all the steps that they ought to have taken as a Director in order to have made themselves aware of any relevant audit information and to establish that the auditor is aware of that information.

Re-appointment of the auditor

In accordance with section 489 of the Companies Act 2006, a resolution to re-appoint Crowe U.K. LLP will be proposed at the next Annual General Meeting.

Board committees

Information on the Audit, Remuneration and Nomination Committees is included in the corporate governance section of the Annual Report on pages 34 to 46.

Annual General Meeting

The Annual General Meeting will be held on 25 May 2023 as stated in the notice that accompanies this Annual Report.

By order of the Board.

Shaun Claydon

Company Secretary
12 April 2023

Statement of Directors' responsibilities

The Directors are responsible for preparing the Annual Report and Financial Statements in accordance with applicable law and regulations.

Company law requires the Directors to prepare financial statements for each financial year. Under that law, the Directors have elected to prepare the financial statements in accordance with UK-adopted International Accounting Standards.

Under company law, the Directors must not approve the financial statements unless they are satisfied that they give a true and fair view of the state of affairs of the company and of the profit or loss of the company for that period. In preparing these financial statements, the Directors are required to:

- select suitable accounting policies and then apply them consistently;
- make judgements and accounting estimates that are reasonable and prudent;
- state whether applicable accounting standards have been followed, subject to any material departures disclosed and explained in the financial statements; and
- prepare the financial statements on the going concern basis unless it is inappropriate to presume that the company will continue in business.

The Directors are responsible for keeping adequate accounting records that are sufficient to show and explain the company's transactions and disclose with reasonable accuracy at any time the financial position of the company and enable them to ensure that the financial statements comply with the Companies Act 2006. They are also responsible for safeguarding the assets of the company and hence for taking reasonable steps for the prevention and detection of fraud and other irregularities.

They are further responsible for ensuring that the strategic report and Directors' report, and other information included in the Annual Report and Financial Statements, are prepared in accordance with applicable law in the United Kingdom.

The maintenance and integrity of the Destiny Pharma plc website is the responsibility of the Directors. Legislation in the United Kingdom governing the preparation and dissemination of financial statements may differ from legislation in other jurisdictions.

Independent auditor's report

to the shareholders of Destiny Pharma plc

Opinion

We have audited the financial statements of Destiny Pharma Plc plc (the "company") for the year ended 31 December 2022, which comprise:

- the statement of comprehensive income for the year ended 31 December 2022;
- the statement of financial position as at 31 December 2022;
- the statement of changes in equity for the year then ended;
- the statement of cash flows for the year then ended; and
- the notes to the financial statements, including significant accounting policies.

The financial reporting framework that has been applied in the preparation of the financial statements is applicable law and UK-adopted international accounting standards.

In our opinion, the financial statements:

- give a true and fair view of the company's affairs as at 31 December 2022 and of its loss for the year then ended;
- have been properly prepared in accordance with UK-adopted international accounting standards; and
- have been prepared in accordance with the requirements of the Companies Act 2006.

Basis for opinion

We conducted our audit in accordance with International Standards on Auditing (UK) ("ISAs (UK)") and applicable law. Our responsibilities under those standards are further described in the Auditor's responsibilities for the audit of the financial statements section of our report. We are independent of the company in accordance with the ethical requirements that are relevant to our audit of the financial statements in the UK, including the FRC's Ethical Standard, and we have fulfilled our other ethical responsibilities in accordance with these requirements. We believe that the audit evidence we have obtained is sufficient and appropriate to provide a basis for our opinion.

Conclusions relating to going concern

In auditing the financial statements, we have concluded that the Directors' use of the going concern basis of accounting in the preparation of the financial statements is appropriate. Our evaluation of the Directors' assessment of the entity's ability to continue to adopt the going concern basis of accounting included:

- an assessment of the appropriateness of the approach, assumptions and arithmetic accuracy of the approved budget used by management when performing their going concern assessment for a period of at least twelve months from the date of the approval of the financial statements;
- our challenge of the underlying data and key assumptions used to make the assessment and the results of management's stress testing, to assess the reasonableness of economic assumptions; and
- the vouching of the receipt of funds raised in March 2023 .

Based on the work we have performed, we have not identified any material uncertainties relating to events or conditions that, individually or collectively, may cast significant doubt on the entity's ability to continue as a going concern for a period of at least twelve months from when the financial statements are authorised for issue.

Our responsibilities and the responsibilities of the Directors with respect to going concern are described in the relevant sections of this report.

Overview of our audit approach

Materiality

In planning and performing our audit we applied the concept of materiality. An item is considered material if it could reasonably be expected to change the economic decisions of a user of the financial statements. We used the concept of materiality to both focus our testing and to evaluate the impact of misstatements identified.

Based on our professional judgement, we determined overall materiality for the company's financial statements as a whole to be £300,000 (2021: £270,000), based on a percentage of loss before tax. Loss before tax is the most relevant measure in assessing the performance of the company, and is a generally accepted auditing benchmark.

We use a different level of materiality ("performance materiality") to determine the extent of our testing for the audit of the financial statements. Performance materiality is set based on the audit materiality as adjusted for the judgements made as to the entity risk and our evaluation of the specific risk of each audit area having regard to the internal control environment. Performance materiality was set at 70% of materiality for the financial statements as a whole, which equates to £210,000 (2021: £189,000).

Where considered appropriate performance materiality may be reduced to a lower level, such as for related party transactions and Directors' remuneration.

We agreed with the Audit Committee to report to it all identified errors in excess of £10,000 (2021: £10,000). Errors below that threshold would also be reported to it if, in our opinion as auditor, disclosure was required on qualitative grounds.

Independent auditor's report continued

to the shareholders of Destiny Pharma plc

Overview of our audit approach continued

Overview of the scope of our audit

The company's operations are based in the UK at one central location. The audit team performed a full scope audit of the financial statements of the company.

Key audit matters

Key audit matters are those matters that, in our professional judgement, were of most significance in our audit of the financial statements of the current period and include the most significant assessed risks of material misstatement (whether or not due to fraud) we identified, including those which had the greatest effect on the overall audit strategy, the allocation of resources in the audit, and directing the efforts of the engagement team. These matters were addressed in the context of our audit of the financial statements as a whole, and in forming our opinion thereon, and we do not provide a separate opinion on these matters. Aside from going concern, the work on which is noted in the section above, "Conclusions relating to going concern", we have not identified any additional key audit matters to be reported.

Other information

The Directors are responsible for the other information contained within the Annual Report. The other information comprises the information included in the Annual Report, other than the financial statements and our auditor's report thereon. Our opinion on the financial statements does not cover the other information and, except to the extent otherwise explicitly stated in our report, we do not express any form of assurance conclusion thereon.

Our responsibility is to read the other information and, in doing so, consider whether the other information is materially inconsistent with the financial statements or our knowledge obtained in the audit or otherwise appears to be materially misstated.

If we identify such material inconsistencies or apparent material misstatements, we are required to determine whether this gives rise to a material misstatement in the financial statements themselves.

If, based on the work we have performed, we conclude that there is a material misstatement of this other information, we are required to report that fact.

We have nothing to report in this regard.

Opinion on other matter prescribed by the Companies Act 2006

In our opinion, based on the work undertaken in the course of our audit:

- the information given in the strategic report and the Directors' report for the financial year for which the financial statements are prepared is consistent with the financial statements; and
- the strategic report and the Directors' report have been prepared in accordance with applicable legal requirements.

Matters on which we are required to report by exception

In light of the knowledge and understanding of the company and its environment obtained in the course of the audit, we have not identified material misstatements in the strategic report or the Directors' report.

We have nothing to report in respect of the following matters where the Companies Act 2006 requires us to report to you if, in our opinion:

- adequate accounting records have not been kept by the company, or returns adequate for our audit have not been received from branches not visited by us; or
- the financial statements are not in agreement with the accounting records and returns; or
- certain disclosures of Directors' remuneration specified by law are not made; or
- we have not received all the information and explanations we require for our audit.

Responsibilities of the Directors for the financial statements

As explained more fully in the Directors' responsibilities statement set out on page 46, the Directors are responsible for the preparation of the financial statements and for being satisfied that they give a true and fair view, and for such internal control as the Directors determine is necessary to enable the preparation of financial statements that are free from material misstatement, whether due to fraud or error.

In preparing the financial statements, the Directors are responsible for assessing the company's ability to continue as a going concern, disclosing, as applicable, matters related to going concern and using the going concern basis of accounting unless the Directors either intend to liquidate the company or to cease operations, or have no realistic alternative but to do so.

Auditor's responsibilities for the audit of the financial statements

Our objectives are to obtain reasonable assurance about whether the financial statements as a whole are free from material misstatement, whether due to fraud or error, and to issue an auditor's report that includes our opinion. Reasonable assurance is a high level of assurance, but is not a guarantee that an audit conducted in accordance with ISAs (UK) will always detect a material misstatement when it exists. Misstatements can arise from fraud or error and are considered material if, individually or in the aggregate, they could reasonably be expected to influence the economic decisions of users taken on the basis of these financial statements.

Irregularities, including fraud, are instances of non-compliance with laws and regulations. We design procedures in line with our responsibilities, outlined above, to detect material misstatements in respect of irregularities, including fraud.

The extent to which our procedures are capable of detecting irregularities, including fraud is detailed below:

- we obtained an understanding of the legal and regulatory frameworks within which the company operates, focusing on those laws and regulations that have a direct effect on the determination of material amounts and disclosures in the financial statements. The laws and regulations we considered in this context were the Companies Act 2006, taxation legislation (including in relation to claims for R&D tax credits) and the regulatory and legislative environment relating to the running of clinical trials; and
- we identified the greatest risk of material impact on the financial statements from irregularities, including fraud, to be the override of controls by management. Our audit procedures to respond to these risks included:
 - review of technical, clinical or regulatory laws and regulations which are inherent risks in drug development are mitigated and managed by the Board; and
 - enquiries of management in conjunction with expert regulatory consultants in order to monitor the latest regulations and planned changes to the regulatory environment.
- enquiries of management about their own identification and assessment of the risks of irregularities, sample testing on the posting of journals and reviewing accounting estimates for biases.

Owing to the inherent limitations of an audit, there is an unavoidable risk that we may not have detected some material misstatements in the financial statements, even though we have properly planned and performed our audit in accordance with auditing standards. We are not responsible for preventing non-compliance and cannot be expected to detect non-compliance with all laws and regulations.

These inherent limitations are particularly significant in the case of misstatement resulting from fraud as this may involve sophisticated schemes designed to avoid detection, including deliberate failure to record transactions, collusion or the provision of intentional misrepresentations.

A further description of our responsibilities is available on the Financial Reporting Council's website at: www.frc.org.uk/auditorsresponsibilities. This description forms part of our auditor's report.

Use of our report

This report is made solely to the company's members, as a body, in accordance with Chapter 3 of Part 16 of the Companies Act 2006. Our audit work has been undertaken so that we might state to the company's members those matters we are required to state to them in an auditor's report and for no other purpose. To the fullest extent permitted by law, we do not accept or assume responsibility to anyone other than the company and the company's members as a body, for our audit work, for this report, or for the opinions we have formed.

Steve Gale

(Senior Statutory Auditor)

for and on behalf of Crowe U.K. LLP
Statutory Auditor

London

12 April 2023

Statement of comprehensive income

For the year ended 31 December 2022

	Notes	Year ended 31 December 2022 £	Year ended 31 December 2021 £
Continuing operations			
Other operating income	6	154,499	135,028
Administrative expenses	7	(7,397,014)	(6,016,128)
Share-based payment expense		(533,829)	(405,851)
Loss from operations		(7,776,344)	(6,286,951)
Finance income	3	64,800	15,520
Loss before tax		(7,711,544)	(6,271,431)
Taxation	5	1,207,975	931,951
Loss and total comprehensive loss for the year from continuing operations		(6,503,569)	(5,339,480)
Loss per share - pence			
Basic	8	(9.3)p	(8.9)p
Diluted	8	(9.3)p	(8.9)p

Statement of financial position

As at 31 December 2022

	Notes	As at 31 December 2022 £	As at 31 December 2021 £
Assets			
Non-current assets			
Property, plant and equipment	9	24,621	35,882
Intangible assets	10	2,261,435	2,261,435
Non-current assets		2,286,056	2,297,317
Current assets			
Other receivables	11	1,410,452	991,913
Prepayments		195,814	347,950
Cash and cash equivalents	12	4,903,461	4,645,562
Current assets		6,509,727	5,985,425
Total assets		8,795,783	8,282,742
Equity and liabilities			
Equity			
Share capital	13	733,071	598,719
Share premium		33,043,569	27,091,466
Accumulated losses		(26,150,619)	(20,180,879)
Shareholders' equity		7,626,021	7,509,306
Current liabilities			
Trade and other payables	14	1,169,762	773,436
Current liabilities		1,169,762	773,436
Total equity and liabilities		8,795,783	8,282,742

The financial statements, accompanying policies and notes 1 to 20 (forming an integral part of these financial statements), were approved and authorised for issue by the Board on 12 April 2023 and were signed on its behalf by:

Neil Clark
Chief Executive Officer

Shaun Claydon
Chief Financial Officer

Statement of changes in equity

For the year ended 31 December 2022

	Share capital £	Share premium £	Accumulated losses £	Total £
1 January 2021	598,169	27,085,506	(15,247,250)	12,436,425
Comprehensive loss for the year				
Total comprehensive loss	–	–	(5,339,480)	(5,339,480)
Total comprehensive loss for the year	–	–	(5,339,480)	(5,339,480)
Contributions by and distributions to owners				
Issue of share capital	550	5,960	–	6,510
Share-based payment expense	–	–	405,851	405,851
Total contributions by and distributions to owners	550	5,960	405,851	412,361
31 December 2021	598,719	27,091,466	(20,180,879)	7,509,306
Comprehensive loss for the year				
Total comprehensive loss	–	–	(6,503,569)	(6,503,569)
Total comprehensive loss for the year	–	–	(6,503,569)	(6,503,569)
Contributions by and distributions to owners				
Issue of share capital	134,352	6,332,565	–	6,466,917
Costs of share issue	–	(380,462)	–	(380,462)
Share-based payment expense	–	–	533,829	533,829
Total contributions by and distributions to owners	134,352	5,952,103	533,829	6,620,284
31 December 2022	733,071	33,043,569	(26,150,619)	7,626,021

Statement of cash flows

For the year ended 31 December 2022

	Year ended 31 December 2022 £	Year ended 31 December 2021 £
Cash flows from operating activities		
Loss before income tax	(7,711,544)	(6,271,431)
Depreciation of property, plant and equipment	12,328	12,518
Share-based payment expense	533,829	405,851
Finance income	(64,800)	(15,520)
	(7,230,187)	(5,868,582)
Decrease in other receivables and prepayments	14,316	198,336
Increase/(decrease) in trade and other payables	396,326	(494,698)
Cash used in operations	(6,819,545)	(6,164,944)
Tax received	927,256	1,074,519
Net cash used in operating activities	(5,892,289)	(5,090,425)
Cash flows from investing activities		
Purchase of property, plant and equipment	(1,067)	(30,260)
Interest received	64,800	15,520
Net cash inflow/(outflow) from investing activities	63,733	(14,740)
Cash flows from financing activities		
New shares issued net of issue costs	6,086,455	6,510
Net cash inflow from financing activities	6,086,455	6,510
Net increase/(decrease) in cash and cash equivalents	257,899	(5,098,655)
Cash and cash equivalents at the beginning of the year	4,645,562	9,744,217
Cash and cash equivalents at the end of the year	4,903,461	4,645,562

Notes to the financial statements

For the year ended 31 December 2022

1. Accounting policies

General information

Destiny Pharma plc (the “company”) was incorporated and domiciled in the UK on 4 March 1996 with registration number 03167025. The company’s registered office is located at Unit 36, Sussex Innovation Centre, Science Park Square, Falmer, Brighton BN1 9SB.

The company is engaged in the discovery, development and commercialisation of novel medicines that prevent serious infections.

Basis of preparation

The financial statements have been prepared in accordance with UK-adopted International Accounting Standards. The financial statements have been prepared under the historical cost convention except where stated otherwise within the accounting policies.

The company’s financial statements have been presented in pounds sterling (“GBP”), being the functional and presentation currency of the company.

Standards and interpretations issued

Certain new accounting standards and interpretations have been published that are not mandatory for 31 December 2022 reporting periods and have not been early adopted by the company. These standards are not expected to have a material impact on the entity in the current or future reporting periods and on foreseeable future transactions.

Segment reporting

The chief operating decision-maker is considered to be the Board of Directors of the company. The chief operating decision-maker allocates resources and assesses performance of the business and other activities at the operating segment level.

The chief operating decision-maker has determined that the company has one operating segment, the development and commercialisation of pharmaceutical formulations. All activities take place in the United Kingdom.

Financial instruments

Financial assets and financial liabilities are recognised when the company becomes a party to the contractual provisions of the instrument.

The company currently does not use derivative financial instruments to manage or hedge financial exposures or liabilities.

Cash and cash equivalents

Cash and cash equivalents in the statement of financial position comprise cash at banks, cash on hand, and call deposits with an original maturity of less than six months.

Financial assets

Financial assets are initially measured at fair value plus, in the case of a financial asset not at fair value through profit or loss, transaction costs. The company holds financial assets with the objective to collect the contractual cash flows and therefore measures them subsequently at amortised cost using the effective interest method.

Trade and other payables

Trade and other payables are initially recognised at fair value. Fair value is considered to be the original invoice amount, discounted where material, for short-term payables. Long-term payables are measured at amortised cost using the effective interest rate method.

Derecognition of financial assets and liabilities

a) Financial assets

A financial asset is derecognised where:

- the right to receive cash flows from the asset has expired;
- the company retains the right to receive cash flows from the asset, but has assumed an obligation to pay them in full without material delay to a third party under a pass-through arrangement; or
- the company has transferred the rights to receive cash flows from the asset; and
 - either has transferred substantially all the risks and rewards of the asset; or
 - has neither transferred nor retained substantially all the risks and rewards of the asset, but has transferred control of the asset.

b) Financial liabilities

A financial liability is derecognised when the obligation under the liability is discharged, cancelled or expires. Where an existing financial liability is replaced by another from the same lender on substantially different terms, or the terms of an existing liability are substantially modified, such an exchange or modification is treated as a derecognition of the original liability and the recognition of a new liability, and the difference in the respective carrying amounts is recognised in the statement of comprehensive income.

Impairment of financial assets

Financial assets are assessed for indicators of impairment at the end of the reporting period. The company recognises an allowance for expected credit losses (“ECLs”) for all debt instruments not held at fair value through profit or loss. ECLs are based on the difference between the contractual cash flows due in accordance with the contract and all the cash flows that the company expects to receive, discounted at an approximation of the original effective interest rate.

For credit exposures for which there has not been a significant increase in credit risk since initial recognition, ECLs are provided for credit losses that result from default events that are possible within the next twelve months (a “twelve-month ECL”). For those credit exposures for which there has been a significant increase in credit risk since initial recognition, a loss allowance is required for credit losses expected over the remaining life of the exposure, irrespective of the timing of the default (a “lifetime ECL”).

Share-based payments

Employees (including Directors and senior executives) of the company receive remuneration in the form of share-based payment transactions, whereby these individuals render services as consideration for equity instruments (“equity-settled transactions”). These individuals are granted share option rights approved by the Board. No cash-settled awards have been made or are planned.

The cost of equity-settled transactions is recognised, together with a corresponding increase in equity, over the period in which the performance and/or service conditions are fulfilled, ending on the date on which the relevant individuals become fully entitled to the award (“vesting point”). The cumulative expense recognised for equity-settled transactions at each reporting date until the vesting date reflects the extent to which the vesting period has expired and the company’s best estimate of the number of equity instruments and value that will ultimately vest. The statement of comprehensive income charge for the year represents the movement in the cumulative expense recognised as at the beginning and end of that period.

The fair value of share-based remuneration is determined at the date of grant and recognised as an expense in the statement of comprehensive income on a straight-line basis over the vesting period, taking account of the estimated number of shares that will vest. The fair value is determined by use of a Black-Scholes model or a Monte Carlo model.

Property, plant and equipment

Property, plant and equipment are stated at cost less accumulated depreciation and impairment losses, if any. The cost of an asset comprises its purchase price and any directly attributable costs of bringing the asset to its present working condition and location for its intended use.

Depreciation is provided at the following annual rates in order to write off each asset over its estimated useful life:

- plant and machinery
 - between two and ten years.

Intangible assets

Intangible assets relating to intellectual property rights acquired through licensing agreements are carried at historical cost less accumulated amortisation and any provision for impairment. The company is expected to incur future contractual milestone payments linked to the intellectual property rights it holds. Milestone payments associated with these rights are capitalised when incurred.

Amortisation will commence when the product or products underpinned by the intellectual property become available for commercial use.

Taxation

Current taxes are based on the results shown in the financial statements and are calculated according to local tax rules, using tax rates enacted or substantially enacted by the statement of financial position date. R&D tax credits are recognised on an accruals basis and are included as a current asset within other receivables.

Research and development

Development costs and expenditure on pure and applied research are charged to the profit and loss account in the year in which they are incurred. Expenditure incurred on the development of internally generated products will be capitalised from when Phase 3 trials are completed and regulatory approval is obtained.

Government grants

Government grants are included within other operating income and are recognised where there is reasonable assurance that the grant will be received and all attached conditions will be complied with. When the grant relates to an expense item, it is recognised as income on a systematic basis over the periods that the related costs, for which it is intended to compensate, are expensed.

Government grants comprise amounts from the UK-China AMR grant fund, our SPOR-COV grant funded collaboration, and from the National Biofilms Innovation Centre (“NBIC”). The UK-China AMR grant fund was set up by Innovate UK and the Department of Health and Social Care, with the Chinese Ministry of Science and Technology. This grant funding is being used to support a research programme which seeks to extend the knowledge base and activity profile of the company’s novel XF drugs. SPOR-COV is an Innovate UK supported COVID-19 prevention programme. NBIC supported research in biofilms using the company’s novel XF drug. There are no unfulfilled conditions or contingencies relating to grant income recognised in the income statement.

Foreign currency

Transactions in foreign currencies are initially recorded using the functional currency rate ruling at the date of the transaction. Monetary assets and liabilities denominated in foreign currencies are re-translated at the functional currency rate of exchange ruling at the statement of financial position date.

Any resulting exchange differences are included in the statement of comprehensive income.

Pension costs

Contributions are made to the personal pension plans of certain employees. The expenditure is charged to the profit and loss account in the period to which it relates.

Going concern

The company has not yet recorded any revenues and funds its operations through periodic capital issues and research grants. Management prepares detailed working capital forecasts which are reviewed by the Board on a regular basis. Cash flow forecasts and projections take into account sensitivities on receipts, and costs. Having made relevant and appropriate enquiries, including consideration of the company’s current cash resources and the working capital forecasts, the Directors have a reasonable expectation that the company will have adequate cash resources to continue to meet the requirements of the business for at least the next twelve months. Accordingly, the Board continues to adopt the going concern basis in preparing the financial statements.

Critical accounting judgements and key sources of estimation uncertainty

In the application of the company’s accounting policies, the Directors are required to make judgements, estimates and assumptions about the carrying amounts of assets and liabilities that are not readily apparent from other sources. The estimates and associated assumptions are based on historical experience and other factors that are considered to be relevant. Actual results may differ from these estimates.

Estimates and underlying assumptions are reviewed on an ongoing basis.

Notes to the financial statements continued

For the year ended 31 December 2022

1. Accounting policies continued

Critical accounting judgements and key sources of estimation uncertainty continued

Revisions to accounting estimates are recognised in the period in which the estimate is revised if the revision affects only that period, or in the period of the revision and future periods if the revision affects both current and future periods.

The following critical accounting judgements have been made by the Directors.

Share-based payments

The Directors have to make judgements when deciding on the variables to apply in arriving at an appropriate valuation of share-based compensation and similar awards, including appropriate factors for volatility, risk-free interest rate and applicable future performance conditions and exercise patterns. Further details of these factors can be found in note 13.

Impairment of intangible assets

The Directors must make judgements when testing for impairment. Key assumptions are the development costs to obtain regulatory approval, launch dates of products, probability of successful development, sales projections, and profit margins.

2. Directors and employees

The average number of persons employed by the company, including Executive and Non-executive Directors, during the year was as follows:

	31 December 2022	31 December 2021
Research and development	13	11
Corporate and administration	7	7
	20	18
Non-executive Directors	3	3
	23	21

Their aggregate remuneration, including Directors, comprised:

	31 December 2022 £	31 December 2021 £
Wages and salaries	2,447,196	2,036,411
Social security costs	284,771	237,288
Other benefits	129,406	110,775
Pension costs	172,396	148,704
Share-based payment expense	533,829	405,851
	3,567,598	2,939,029

Details of Directors' remuneration can be found in the Directors' remuneration report and are summarised below:

	31 December 2022 £	31 December 2021 £
Directors' remuneration	1,065,242	1,032,607
Pension costs	67,666	65,695
Other benefits	18,406	17,084
Share-based payment expense	353,749	354,157

Included in the above Directors' remuneration are amounts paid to third parties for Directors' services which are disclosed in note 19.

The number of Directors to whom retirement benefits were accruing was as follows:

	31 December 2022	31 December 2021
Defined contribution schemes	3	3

The company defines key management personnel as the Directors of the company.

The company makes payments into both occupational pension and personal pension funds held by staff. The pension cost charge represents contributions payable by the company to the funds. The amount due to the funds at 31 December 2022 was £18,524 (2021: £19,390).

3. Net finance income

	31 December 2022 £	31 December 2021 £
Finance income		
Deposit account interest	64,800	15,520

4. Auditor's remuneration

	31 December 2022 £	31 December 2021 £
Fees payable to the company's auditor for:		
Audit of the company's annual accounts	32,000	26,750
Other assurance services	7,000	3,050
Tax services	–	3,500
Total	39,000	33,300

5. Income tax

	31 December 2022 £	31 December 2021 £
Research and development tax credits based on costs in the financial year	(1,207,975)	(927,256)
Utilisation of previously unrecognised tax credit	–	(4,695)
	(1,207,975)	(931,951)

Tax reconciliation

	31 December 2022 £	31 December 2021 £
Loss before tax	(7,711,544)	(6,271,431)
Loss before tax multiplied by the UK corporation tax rate of 19% (2021: 19%)	(1,465,193)	(1,191,572)
Effects of:		
Non-deductible expenditure	125,820	83,285
Employee share acquisition relief	(82,121)	(7,334)
R&D enhanced expenditure	(894,663)	(686,753)
Lower tax rate on R&D losses	374,889	287,769
Tax losses carried forward	733,293	587,349
Utilisation of previously unrecognised tax credit	–	(4,695)
Total tax credit on loss	(1,207,975)	(931,951)

There were no tax charges in the period. There are tax losses available to carry forward amounting to approximately £26.7 million (2021: £22.8 million), which includes £0.7 million (2021: £0.3 million) in respect of tax deductions on share options. A deferred tax asset on losses is not recognised in the accounts due to the uncertainty of future profits against which they will be utilised.

Notes to the financial statements continued

For the year ended 31 December 2022

6. Other operating income

	31 December 2022 £	31 December 2021 £
Government grants received during the year	22,864	129,149
Government grants accrued at 31 December	131,635	5,879
	154,499	135,028
Included in other receivables (note 11)	131,635	5,879

Grant funding has been received to support research and development activities which seek to extend the knowledge base and activity profile of the company's novel XF drugs and SPOR-COV. There are no unfulfilled conditions or contingencies attached to these grants.

7. Administrative expenses

Administrative expenses include:

	31 December 2022 £	31 December 2021 £
Staff costs – research and development	1,634,086	1,290,428
– other	1,399,683	1,242,750
Research and development costs	3,272,218	2,383,120
Depreciation	12,328	12,518
Foreign exchange differences	44,671	(11,757)

8. Loss per ordinary share

The calculation for loss per ordinary share (basic and diluted) for the relevant period is based on the earnings after income tax attributable to equity shareholders for the period. As the company made losses during the period, there are no dilutive potential ordinary shares in issue, and therefore basic and diluted loss per share are identical. The calculation is as follows:

	31 December 2022 £	31 December 2021 £
Loss for the year attributable to shareholders	(6,503,569)	(5,339,480)
Weighted average number of shares ⁽¹⁾	70,182,231	59,851,442
Loss per share – pence		
– Basic and diluted	(9.3)p	(8.9)p

(1) In March 2023, the company raised gross proceeds of £7.3 million through an equity fundraise, in which a total of 20,961,956 new shares were issued and allotted. This transaction could have significantly changed the weighted average loss per share if it had occurred before the end of the reported period.

9. Property, plant and equipment

	Plant and machinery £
Cost	
At 1 January 2021	120,188
Additions	30,260
At 31 December 2021	150,448
Additions	1,067
At 31 December 2022	151,515
Depreciation	
At 1 January 2021	102,048
Charge for the year	12,518
At 31 December 2021	114,566
Charge for the year	12,328
At 31 December 2022	126,894
Net book value	
At 1 January 2021	18,141
At 31 December 2021	35,882
At 31 December 2022	24,621

10. Intangible assets

	Acquired development programmes £
Cost	
At 1 January 2021	2,261,435
Additions	—
At 31 December 2021	2,261,435
Additions	—
At 31 December 2022	2,261,435

In 2020, the company acquired NTCD-M3, a development stage programme for preventing toxic strains of *C. difficile* proliferating in the colon after antibiotic treatment. The asset has not been amortised as the programme has not yet generated products available for commercial use.

The programme has been assessed for impairment. The company considers the future development costs, the probability of successfully progressing to product approval and the likely commercial returns, among other factors. The result of this assessment did not indicate any impairment in the year.

The key sensitivity for all development programmes is the probability of successful completion of clinical trials in order to obtain regulatory approval for sale. Should trials be unsuccessful, the programme will be fully impaired.

Notes to the financial statements continued

For the year ended 31 December 2022

11. Other receivables

	31 December 2022 £	31 December 2021 £
Other receivables	202,477	64,657
Research and development tax repayment	1,207,975	927,256
	1,410,452	991,913

12. Cash and cash equivalents

	31 December 2022 £	31 December 2021 £
Cash and bank balances	1,903,461	2,145,562
Call deposits	3,000,000	2,500,000
Cash and cash equivalents	4,903,461	4,645,562

13. Share capital

	31 December 2022 Number	31 December 2021 Number
Ordinary shares of £0.01 each		
Authorised⁽¹⁾	n/a	n/a
Allotted and fully paid		
At 1 January	59,871,921	59,816,921
Issued for cash during the year	13,435,184	55,000
At 31 December	73,307,105	59,871,921

(1) During the year ended 31 December 2017 the company adopted new Articles of Association, which do not require the company to have authorised share capital.

	31 December 2022 £	31 December 2021 £
Authorised	n/a	n/a
Allotted and fully paid	733,071	598,719

	31 December 2022 £	31 December 2021 £
Share premium account	33,043,569	27,091,466

13,435,184 ordinary shares were issued during the year at a premium of £6,332,565. Costs of share issue charged to share premium during the year were £380,462.

Each ordinary share ranks pari passu for voting rights, dividends and distributions, and return of capital on winding up.

Share options

The company's share-based payment arrangements are summarised below.

Unapproved Scheme 2000

Established on 15 November 2000. Options are granted at the discretion of the Directors. The price per share to be paid on exercise of an option will be the market value as agreed with the Share Valuation Division of HM Revenue and Customs at the time of the grant of the option and as detailed in the option certificate. Options may be exercised three years from the date of grant and lapse on the expiry of ten years from the date of grant of the option.

EMI Scheme 2000

Established on 15 November 2000. Options granted under the EMI Scheme are on substantially the same terms as options granted under the Unapproved Scheme, save that the EMI Scheme rules comply with the terms of the enterprise management incentive as set out in Schedule 14 of the Finance Act 2000.

Employee LTIP 2017 (EMI and non-tax advantaged options)

Established on 18 April 2017. Options are granted at the discretion of the Directors to eligible employees. The price per share to be paid on exercise will be the market value as agreed with HMRC at the time of the grant of the option. Options lapse on the expiry of ten years from the date of grant, the date specified in any leaver provisions or any other lapse date specified in the relevant option agreement.

Non-Employee LTIP 2017 (non-tax advantaged options)

Established on 18 April 2017. Options are granted on substantially similar terms to the Employee LTIP Scheme except that the EMI and/or employment-related provisions and requirements do not apply. These options can be granted to any Director of, or individual providing consultancy or other services to, the company.

Employee LTIP 2018 (EMI and non-tax advantaged options)

Established on 25 January 2018. Options are granted at the discretion of the Directors to eligible employees. The exercise price per share is determined by the Directors, such price being not less than the nominal value of a share. Options lapse on the expiry of ten years from the date of grant, the date specified in any leaver provisions or any other lapse date specified in the relevant option agreement.

Employee LTIP 2020 (EMI and non-tax advantaged options)

Established on 22 December 2020. Options are granted at the discretion of the Directors to eligible employees and may be subject to one or more performance conditions. The exercise price per share is determined by the Directors, such price being not less than the nominal value of a share. Options subject to performance conditions will lapse at the end of the performance period (typically three years) if the applicable performance conditions are not met. Options where there are no performance conditions or where performance conditions are met during the performance period lapse on the expiry of ten years from the date of grant, the date specified in any leaver provisions or any other lapse date specified in the relevant option agreement.

Grants of options

On 24 January 2022, 54,282 Employee LTIP 2020 options were granted to four employees at an exercise price of £0.01 per ordinary share. The fair value per option was £0.96.

On 6 June 2022, 190,000 Employee LTIP 2020 options were granted to one employee at an exercise price of £0.46 per ordinary share. The fair value per option was £0.27.

Notes to the financial statements continued

For the year ended 31 December 2022

13. Share capital continued

IFRS 2 valuation

The estimated fair value of share options granted without performance conditions has been calculated by applying a Black-Scholes option pricing model. The fair value of options with performance conditions has been estimated using Monte Carlo modelling. The weighted average exercise price of options granted in the period was £0.360 (2021: £0.411). Measurement assumptions were as follows:

	2022	2021	2021
Share price	£0.460-£0.970	£1.065	£1.065-£1.130
Exercise price	£0.01-£0.46	£0.01	£0.01-£1.156
Expected volatility	46%-50%	58%	58%-82%
Expected option life	2-10 years	3 years	10 years
Risk-free rate	1.21%-2.38%	0.84%	0.37%-0.84%
Expected dividends	£nil	£nil	£nil
Model used	Black-Scholes	Monte Carlo	Black-Scholes

Prior to the year ended 31 December 2020, historical volatility was measured using a composite basket of listed entities in similar operating environments, given the limited trading history of the company following its IPO in 2017; with effect from the year ended 31 December 2020, historical volatility is measured using the company's share price only.

The number and weighted average exercise prices of share options were as follows:

	31 December 2022		31 December 2021	
	Number of options	Weighted average exercise price	Number of options	Weighted average exercise price
Balance outstanding at beginning of the year	9,759,125	£0.112	9,090,846	£0.067
Granted during year	244,282	£0.360	1,215,521	£0.411
Exercised during year	(526,177)	£0.024	(55,000)	£0.118
Lapsed during year	(609,000)	£0.248	(492,242)	£0.010
Options outstanding at end of the year	8,868,230	£0.115	9,759,125	£0.112
Options exercisable at the end of the year	5,800,049	£0.035	6,675,226	£0.054

The weighted average remaining contractual life of share options outstanding at 31 December 2022 was 4.3 years (2021: 4.9 years).

The expense arising from share-based payment transactions recognised in the year was as follows:

	31 December 2022 £	31 December 2021 £
Share-based payment expense	533,829	405,851

14. Trade and other payables

	31 December 2022 £	31 December 2021 £
Trade payables	172,543	218,156
Social security and other taxes	80,369	82,075
Accrued expenses	898,326	453,815
Pension contributions payable	18,524	19,390
	1,169,762	773,436

15. Financial instruments - risk management

The company is exposed through its operations to credit risk, liquidity risk and foreign exchange risk. In common with all other businesses, the company is exposed to risks that arise from its use of financial instruments. This note describes the Directors' objectives, policies and processes for managing those risks and the methods used to measure them. Further quantitative information in respect of these risks is presented throughout these financial statements.

Financial instruments

Categories of financial instruments

	31 December 2022 £	31 December 2021 £
Financial assets measured at amortised cost		
- Cash	4,903,461	4,645,562
- Other receivables	143,107	7,254
Financial liabilities		
- Financial liabilities measured at amortised cost	1,070,869	671,971

Credit risk

The company's credit risk arises from cash and cash equivalents with banks and financial institutions. For banks and financial institutions, only independently rated parties with minimum rating A-/A3 or equivalent are accepted.

Liquidity risk

Liquidity risk arises from the Directors' management of working capital and is the risk that the company will encounter difficulty in meeting its financial obligations as they fall due. Further details on the going concern basis of preparation are provided in note 1.

The maturity profile of the company's financial liabilities, including estimated interest payments, is set out below.

31 December 2022	Carrying amount £	Contractual cash flows £	1 year or less £	1 to 2 years £	2 to 5 years £	>5 years £
Trade payables	172,543	172,543	172,543	-	-	-
Accrued expenses	898,326	898,326	898,326	-	-	-
	1,070,869	1,070,869	1,070,869	-	-	-

Notes to the financial statements continued

For the year ended 31 December 2022

15. Financial instruments - risk management continued

Liquidity risk continued

31 December 2021	Carrying amount £	Contractual cash flows £	1 year or less £	1 to 2 years £	2 to 5 years £	>5 years £
Trade payables	218,156	218,156	218,156	—	—	—
Accrued expenses	453,815	453,815	453,815	—	—	—
	671,971	671,971	671,971	—	—	—

Foreign exchange risk

Foreign exchange risk arises when the company enters into transactions denominated in a currency other than its functional currency. The main trading currencies of the company are pounds sterling, the US dollar and the euro. The exposure to foreign exchange is monitored by the company's finance function and exposures are generally managed through hedging via the currency denomination of cash and any realised impact currently is not material to the company.

The company's exposure to foreign currency risk at 31 December 2022 and 31 December 2021 was as follows:

31 December 2022	Sterling £	US dollar £	Euros £	Total £
Cash and cash equivalents	3,599,153	1,266,005	38,303	4,903,461
Trade and other payables	(453,687)	(667,876)	(48,199)	(1,169,762)
Net exposure	3,145,466	598,129	(9,896)	3,733,699

31 December 2021	Sterling £	US dollar £	Euros £	Total £
Cash and cash equivalents	4,010,683	616,797	18,082	4,645,562
Trade and other payables	(612,185)	(143,601)	(17,650)	(773,436)
Net exposure	3,398,498	473,196	432	3,872,126

The following table considers the impact of a change to the pounds sterling/euro and US dollar exchange rates of +/- 10% at 31 December 2022 and 31 December 2021, assuming all other variables, in particular other exchange rates and interest rates, remain constant. If these changes were to occur, the figures in the table below reflect the impact on loss before tax. This calculation assumes that the change occurred at the balance sheet date and had been applied to risk exposures existing at that date.

	31 December 2022 £	31 December 2021 £
10% increase in US dollar	(54,375)	(43,018)
10% decrease in US dollar	66,459	52,577
10% increase in euro	900	(39)
10% decrease in euro	(1,100)	48

16. Capital risk management

The Directors' objectives when managing capital are to safeguard the company's ability to continue as a going concern in order to provide returns for shareholders and benefits for other stakeholders, and to maintain an optimal capital structure to reduce the cost of capital. At the date of these financial statements, the company had been financed from shareholders. In the future, the capital structure of the company is expected to consist of equity attributable to equity holders of the company, comprising issued share capital and reserves.

The company is not subject to any externally imposed capital requirements.

17. Financial commitments

In November 2020, the company entered into an exclusive licence agreement to obtain intellectual property rights and materials relating to NTCD-M3 from NTCD, LLC. Upon entering into the agreement, the company made a payment of \$3 million to NTCD, LLC. The company has agreed to use commercially reasonable efforts to develop and commercialise NTCD-M3. The company has agreed to make further payments under the agreement based on specified clinical, regulatory and commercial milestones and, following commencement of commercial sales, to pay royalties on future revenue generated from licensed products. Because of the uncertainties inherent in estimating the probability and timing of future milestone events, possible future cash outflows under the agreement cannot be reliably measured. At the date of approval of the financial statements, the Directors consider that it is more likely than not that the company will be required to pay an additional milestone payment of \$2 million on dosing the first patient in a Phase 3 clinical trial, further milestone payments being obligations which will be confirmed only by uncertain future events that are not wholly within the control of the company.

18. Events occurring after the balance sheet date

In March 2023, the company raised gross proceeds of £7.3 million through an equity fundraise, in which a total of 20,961,956 new shares were issued and allotted. As the fundraise has significantly changed the share capital of the company, a description of this transaction has been included in note 8 "Loss per ordinary share".

In February 2023, the company signed an exclusive collaboration and co-development agreement for the North American (US, Canada and Mexico) rights of NTCD-M3, its lead asset for the prevention of *Clostridioides difficile* infection ("CDI") recurrence, with Sebela Pharmaceuticals®, a US pharmaceutical company with a market-leading position in gastroenterology.

Under the terms of the agreement, it is anticipated that Sebela will lead and finance the future clinical development and commercialisation activities of NTCD-M3 in North America. The Company retains the majority of rights for Europe and Rest of the World and Sebela has a minority interest in any income generated in these non-North American territories based on the clinical studies it is funding.

The company will also receive upfront and success-based development and sales revenue based milestones, in addition to tiered, double-digit royalties on all future North American sales of NTCD-M3.

Destiny Pharma has the obligation to continue its current plan to complete the ongoing manufacture of all clinical trial supplies needed to undertake the required clinical studies for NTCD-M3.

19. Related party transactions

During the year £52,844 (2021: £41,642) was paid to Barker BioMedical GmbH for the services of Dr Debra Barker as a Non-executive Director of the company and for consultancy services. The amount due to Barker BioMedical GmbH at 31 December 2022 was £nil (2021: £nil).

During the year £3,638 (2021: £nil) was paid to Steel Bars Ltd for the services of Nigel Brooksby as a Non-executive Director of the company. The amount due to Steel Bars Ltd at 31 December 2022 was £nil (2021: £nil).

20. Ultimate controlling party

As no shareholder owns in excess of 50% of the total share capital of the company, the Directors consider there to be no ultimate controlling party.

Glossary

AHRQ

Agency for Healthcare Research and Quality

AIM

The market of that name operated by the London Stock Exchange

AMR

Antimicrobial resistance

ASHP

American Society of Hospital Pharmacists

BARDA

Biomedical Advanced Research and Development Authority

Carb-X

A biopharmaceutical accelerator created as a partnership between a number of governmental and non-governmental organisations, to spur product development in the anti-bacterial field

CDC

Centers for Disease Control and Prevention

CDI

Clostridioides difficile infections

CMS

China Medical System Holdings Limited

The Code/Corporate Governance Code

The UK Corporate Governance Code published by the Financial Reporting Council, as the same may be varied or amended

The company

Destiny Pharma plc

EMA

European Medicines Agency

EMI

Enterprise Management Incentive

EU

The European Union

FAO

The Food and Agriculture Organization of the United States

FDA

US Food and Drug Administration

G20

The G20 is an international forum for the governments and central bank governors which includes the EU and 19 other countries

GAAP

UK Generally Accepted Accounting Practice as published by the FRC, applicable for periods prior to 1 January 2015

GAIN

Generating Antibiotics Incentives Now

GAMRIF

The Global Antimicrobial Resistance Innovation Fund

GBP

Pounds sterling

HAP

Hospital-acquired pneumonia

HMRC

Her Majesty's Revenue and Customs

ICU

Intensive care unit

IDSA

Infectious Disease Society of America

IFRS

International Financial Reporting Standards (including International Accounting Standards)

IMI

The Innovative Medicines Initiative

IND

Investigational new drug – a temporary exemption from the FDA's requirement that a drug be the subject of an approved marketing application before being shipped across state lines

IPO

Initial public offering

London Stock Exchange

London Stock Exchange plc

LTIP

Long-term incentive plan

LTIP EMI options

The EMI-approved options granted pursuant to the LTIP Employee schemes

LTIP Employee schemes

The LTIP (EMI and non-tax advantaged (non-EMI)) share option schemes adopted by the company on 18 April 2017, 25 January 2018 and 22 December 2020 for the benefit of Directors and employees

LTIP (NTA) Employee options

The non-tax advantaged options granted pursuant to the LTIP Employee schemes

MRSA

Methicillin-resistant *Staphylococcus aureus*

MSSA

Methicillin-sensitive *Staphylococcus aureus*

NHS

National Health Service

NIAID

National Institute of Allergy and Infectious Diseases

NICE

National Institute for Health and Care Excellence

NTAP

New Technologies Add-on Payment

NTCD-M3

Non-toxigenic *Clostridium difficile* strain M3

OECD

The Organisation for Economic Co-operation and Development, an intergovernmental economic organisation with 35 member countries

OIE

Office Internationale des Epizooties, also known as the World Organisation for Animal Health

ONS

Office for National Statistics

Ordinary shares

The ordinary shares of £0.01 each in the capital of the company

QIDP

Qualified Infectious Disease Product status granted by the FDA

R&D

Research and development

SHEA

Society for Hospital Epidemiologists of America

SIS

Surgical Infection Society

SPOR-COV

A biotherapeutic product for the prevention of COVID-19 and other viral respiratory infections

UD

Universal decolonisation

UN

United Nations

VAP

Ventilator-associated pneumonia

WHO

World Health Organization

WT

Wellcome Trust

XF-70

A molecule from the XF drug platform, distinct from XF-73

XF-73

Exeporfinium chloride

Corporate information

Registered office

Destiny Pharma plc
Unit 36 Sussex Innovation Centre
Science Park Square
Falmer
Brighton
BN1 9SB

Company number

03167025

Website

www.destinypharma.com

Company Secretary

Shaun Claydon

Nominated adviser and joint broker

finnCap Limited
One Bartholomew Close
London
EC1A 7BL

Joint broker

Shore Capital Group Limited
Cassini House
57 St James's Street
London
SW1A 1LD

Solicitors

Osborne Clarke LLP
One London Wall
London
EC2Y 5EB

Covington & Burling LLP

22 Bishopsgate
London
EC2N 4BQ

Auditor

Crowe U.K. LLP
55 Ludgate Hill
London
EC4M 7JW

Public relations

**Optimum Strategic
Communications**
Warnford Court
29 Throgmorton Street
London
EC2N 2AT

MC Services AG

Kaiser-Friedrich-Ring 5
40545 Düsseldorf
Germany

Imagery throughout

Page 2	<i>Staphylococcus aureus</i>	Page 10	Antibiotic-resistant bacteria
Page 3	<i>Staphylococcus aureus</i>	Page 12	<i>Staphylococcus aureus</i>
Page 4	<i>Clostridioides difficile</i>	Page 14	<i>Bacterium Enterobacteriaceae</i>
Page 6	Bacteria, germ infection	Page 18	<i>Clostridioides difficile</i>
Page 8	<i>Clostridioides difficile</i>	Page 22	<i>Staphylococcus aureus</i>
		Page 30	<i>Staphylococcus aureus</i>



Designed and produced by lyonsbennett.com

This report is printed on Revive 100 Offset made from FSC® recycled certified post-consumer waste pulp. Printed sustainably in the UK by Pureprint, a CarbonNeutral® company with FSC® chain of custody and an ISO 14001 certified environmental management system recycling over 100% of all dry waste.



Designed and produced by
lyonsbennett
www.lyonsbennett.com



Destiny Pharma plc
Sussex Innovation Centre
Science Park Square
Falmer
Brighton BN1 9SB
www.destinypharma.com



Follow us on Twitter
@DestinyPharma