

UNITED STATES
SECURITIES AND EXCHANGE COMMISSION
Washington, D.C. 20549

FORM 10-K

ANNUAL REPORT PURSUANT TO SECTION 13 OR 15(d) OF THE
SECURITIES EXCHANGE ACT OF 1934
FOR THE FISCAL YEAR ENDED DECEMBER 31, 2019
OR
 TRANSITION REPORT PURSUANT TO SECTION 13 OR 15(d) OF THE
SECURITIES EXCHANGE ACT OF 1934
Commission File Number 001-34474

CENTURY ALUMINUM COMPANY

(Exact name of registrant as specified in its charter)

Delaware

(State or other jurisdiction of incorporation or organization)

13-3070826

(IRS Employer Identification No.)

One South Wacker Drive

60606

Suite 1000

(Zip Code)

Chicago

Illinois

(Address of principal executive offices)

Registrant's telephone number, including area code: (312) 696-3101

Securities registered pursuant to Section 12(b) of the Act:

Title of each class:	Trading Symbol(s)	Name of each exchange on which registered:
Common Stock, \$0.01 par value per share	CENX	NASDAQ Stock Market LLC (NASDAQ Global Select Market)

Securities registered pursuant to Section 12(g) of the Act: None

Indicate by check mark if the registrant is a well-known seasoned issuer, as defined in Rule 405 of the Securities Act. Yes No

Indicate by check mark if the registrant is not required to file reports pursuant to Section 13 or Section 15(d) of the Act. Yes No

Indicate by check mark whether the registrant (1) has filed all reports required to be filed by Section 13 or 15(d) of the Securities Exchange Act of 1934 during the preceding 12 months (or for such shorter period that the registrant was required to file such reports), and (2) has been subject to such filing requirements for the past 90 days. Yes No

Indicate by check mark whether the registrant has submitted electronically every Interactive Data File required to be submitted pursuant to Rule 405 of Regulation S-T (§ 232.405 of this chapter) during the preceding 12 months (or for such shorter period that the registrant was required to submit and post such files). Yes No

Indicate by check mark whether the registrant is a large accelerated filer, an accelerated filer, a non-accelerated filer, or a smaller reporting company. See the definitions of "large accelerated filer," "accelerated filer," "smaller reporting company" and "emerging growth company" in Rule 12b-2 of the Exchange Act. (Check one)

Large Accelerated Filer Accelerated Filer Non-Accelerated Filer Smaller Reporting Company Emerging Growth Company

If an emerging growth company, indicate by check mark if the registrant has elected not to use the extended transition period for complying with any new or revised financial accounting standards provided pursuant to Section 13(a) of the Exchange Act.

Indicate by check mark whether the registrant is a shell company (as defined in Rule 12b-2 of the Act). Yes No

Based upon the closing price of the registrant's common stock on the NASDAQ Global Select Market on June 30, 2019, the approximate aggregate market value of the common stock held by non-affiliates of the registrant was approximately \$345,000,000. As of February 20, 2020, 89,185,661 shares of common stock of the registrant were issued and outstanding.

Documents Incorporated by Reference:

All or a portion of Items 10 through 14 in Part III of this Form 10-K are incorporated by reference to the Registrant's definitive proxy statement on Schedule 14A for its 2020 Annual Meeting of Stockholders, which will be filed within 120 days after the close of the fiscal year covered by this report on Form 10-K, or if the Registrant's Schedule 14A is not filed within such period, will be included in an amendment to this Report on Form 10-K which will be filed within such 120 day period.

TABLE OF CONTENTS**PAGE****PART I**

Item 1.	Business	1
Item 1A.	Risk Factors	10
Item 1B.	Unresolved Staff Comments	19
Item 2.	Properties	20
Item 3.	Legal Proceedings	20
Item 4.	Mine Safety Disclosures	20

PART II

Item 5.	Market for Registrant’s Common Equity, Related Stockholder Matters and Issuer Purchases of Equity Securities	21
Item 6.	Selected Financial Data	23
Item 7.	Management’s Discussion and Analysis of Financial Condition and Results of Operations	24
Item 7A.	Quantitative and Qualitative Disclosures about Market Risk	34
Item 8.	Financial Statements and Supplementary Data	37
Item 9.	Changes in and Disagreements with Accountants on Accounting and Financial Disclosure	91
Item 9A.	Controls and Procedures	91
Item 9B.	Other Information	91

PART III

Item 10.	Directors, Executive Officers and Corporate Governance	93
Item 11.	Executive Compensation	93
Item 12.	Security Ownership of Certain Beneficial Owners and Management and Related Stockholder Matters	93
Item 13.	Certain Relationships and Related Transactions and Director Independence	93
Item 14.	Principal Accountant Fees and Services	93

PART IV

Item 15.	Exhibits and Financial Statement Schedules	93
	Signatures	97

Forward-Looking Statements

This Annual Report on Form 10-K includes "forward-looking statements" within the meaning of the Private Securities Litigation Reform Act of 1995, which are subject to the "safe harbor" created by section 27A of the Securities Act of 1933, as amended (the "Securities Act"), and section 21E of the Securities Exchange Act of 1934, as amended (the "Exchange Act"). Forward-looking statements are statements about future events and are based on our current expectations. These forward-looking statements may be identified by the words "believe," "expect," "hope," "target," "anticipate," "intend," "plan," "seek," "estimate," "potential," "project," "scheduled," "forecast" or words of similar meaning, or future or conditional verbs such as "will," "would," "should," "could," "might," or "may."

Forward-looking statements in this Annual Report and in our other reports with the Securities and Exchange Commission (the "SEC"), for example, may include statements regarding:

- The future financial and operating performance of the Company and its subsidiaries, including financial and operating estimates or projections from the restart of curtailed capacity, as a result of future raw material costs or otherwise;
- Our assessment of the aluminum market and aluminum prices (including premiums);
- Our assessment of alumina pricing and costs associated with our other key raw materials, including power;
- Our ability to successfully manage market risk and to control or reduce costs;
- Our plans and expectations with respect to future operations, including any plans and expectations to curtail or restart production;
- Our plans and ability to bring our Hawesville smelter back to full production and expectations as to the costs and benefits associated with this project, including expected incremental production or earnings and cash flow as well as benefits from investments in new technology and other production improvements;
- Our ability to successfully obtain long-term competitive power arrangements for our operations, including at Mt. Holly;
- Our assessment of global and local financial and economic conditions;
- The impact of Section 232 relief, including tariffs or other trade remedies, the extent to which any such remedies may be changed, including through exclusions or exemptions, and the duration of any trade remedy;
- The impact of any new or changed law, regulation, including, without limitation, sanctions or other similar remedies or restrictions;
- Our anticipated tax liabilities, benefits or refunds including the realization of U.S. and certain foreign deferred tax assets and liabilities;
- Our ability to access existing or future financing arrangements and the terms of any such future financing arrangements;
- Our ability to repay or refinance debt in the future;
- Our ability to recover losses from our insurance;
- Estimates of our pension and other postretirement liabilities, legal and environmental liabilities and other contingent liabilities;
- Our assessment of any future tax or insurance claims;
- Negotiations with labor unions; and
- Our future business objectives, plans, strategies and initiatives, including our competitive position and prospects.

Where we express an expectation or belief as to future events or results, such expectation or belief is expressed in good faith and believed to have a reasonable basis. However, our forward-looking statements are based on current expectations and assumptions that are subject to risks and uncertainties which may cause actual results to differ materially from future results expressed, projected or implied by those forward-looking statements. Important factors that could cause actual results and events to differ from those described in such forward-looking statements can be found in the risk factors and forward-looking statements cautionary language contained in [Item 1A. Risk Factors](#) in this Annual Report on Form 10-K, our Quarterly Reports on Form 10-Q and in other filings made with the SEC. Although we have attempted to identify those material factors that could cause actual results or events to differ from those described in such forward-looking statements, there may be other factors that could cause actual results or events to differ from those anticipated, estimated or intended. Many of these factors are beyond our ability to control or predict. Given these uncertainties, the reader is cautioned not to place undue reliance on our forward-looking statements. We undertake no obligation to update or revise publicly any forward-looking statements, whether as a result of new information, future events, or otherwise.

PART I

Throughout this Annual Report on Form 10-K, and unless expressly stated otherwise or as the context otherwise requires, "Century Aluminum Company," "Century Aluminum," "Century," the "Company," "we," "us," and "our" refer to Century Aluminum Company and its subsidiaries.

Item 1. Business

Overview

Century Aluminum Company is a global producer of primary aluminum and operates aluminum reduction facilities, or "smelters," in the United States and Iceland. Aluminum is an internationally traded commodity, and its price is effectively determined on the London Metal Exchange (the "LME"), plus applicable regional and product premiums. Our primary aluminum reduction facilities produce standard-grade and value-added primary aluminum products. Our current annual production capacity is approximately 1,016,000 tonnes per year ("tpy"). We produced approximately 805,000 tonnes of primary aluminum in 2019.

In addition to our primary aluminum assets, we own a carbon anode production facility located in the Netherlands ("Vlissingen"). Carbon anodes are consumed in the production of primary aluminum. Vlissingen supplies carbon anodes to our aluminum smelter in Grundartangi, Iceland. Each of our aluminum smelters in the United States produces anodes at on-site facilities.

We operate our business through one reportable segment, primary aluminum. Additional information about our segment reporting and certain geographic information is available in [Note 18. Business Segments](#) to the consolidated financial statements included herein.

Century Aluminum Company is a Delaware corporation with our principal executive offices located at One South Wacker Drive, Suite 1000, Chicago, Illinois 60606.

Strategic Objective

Our strategic objective is to serve our various constituencies (which, importantly, includes the creation of long-term value for our stockholders) by: (a) optimizing our safety and environmental performance; (b) improving the competitiveness of our existing assets by managing costs and improving productivity and efficiency; (c) pursuing upstream investment opportunities; and (d) expanding our primary aluminum business by improving and investing in the facilities we currently own as well as constructing, investing in or acquiring additional production capacity.

Primary Aluminum Facilities

Overview of Facilities

We operate three U.S. aluminum smelters, in Hawesville, Kentucky ("Hawesville"), Robards, Kentucky ("Sebree") and Goose Creek, South Carolina ("Mt. Holly"), and one aluminum smelter in Grundartangi, Iceland ("Grundartangi").

Grundartangi

The Grundartangi facility, located in Grundartangi, Iceland, is a primary aluminum reduction facility owned and operated by our wholly-owned subsidiary, Nordural Grundartangi ehf, and is our most modern facility. Grundartangi is currently in the process of a multi-year expansion project that has brought the annual primary aluminum production capacity from 280,000 tonnes to current capacity of approximately 317,000 tonnes and is expected to ultimately increase annual production capacity at Grundartangi to approximately 325,000 tonnes. Grundartangi produces standard-grade aluminum ingot and a primary foundry alloy product, which is a value-added product that is sold at a premium to standard-grade aluminum.

Hawesville

Hawesville, located adjacent to the Ohio River near Hawesville, Kentucky, is a primary aluminum reduction facility owned and operated by our wholly-owned subsidiary, Century Kentucky, Inc. ("CAKY"). Hawesville has an annual production capacity of approximately 250,000 tonnes of primary aluminum.

Approximately 60% of Hawesville's capacity was curtailed in the fourth quarter of 2015 as a result of significant declines in the LME price for aluminum. We are currently in the process of a multi-year project at Hawesville to restart this previously curtailed capacity, rebuild the two potlines that we continued to operate past their expected life cycle, and implement new technology across all production. In early 2019, we completed the first phase of this project, which involved restarting production on the three potlines that had been curtailed since the fourth quarter of 2015. The second phase of this project involves the rebuilding the two potlines that had been continuously operating and implementation of certain new technology across all production at Hawesville. The first of these potlines is currently in the process of being rebuilt and is expected to return to production in early 2020. The rebuild of the fifth and final potline at Hawesville and completion of planned technology upgrades are expected to be completed over the next several years, subject to market conditions. Each potline at Hawesville represents incremental production capacity of approximately 50,000 tonnes.

Hawesville produces standard-grade and high purity aluminum that can be cast into sow or delivered directly to nearby customers as molten metal.

Hawesville is our largest U.S. smelter and is the largest producer of high purity primary aluminum in North America. Four of Hawesville's five potlines are capable of producing high purity aluminum which is sold at a premium to standard-grade aluminum and is used extensively by the defense industry as well as for aerospace and other applications.

Sebree

Sebree, located adjacent to the Green River near Robards, Kentucky, is a primary aluminum reduction facility owned and operated by our wholly-owned subsidiary, Century Aluminum Sebree LLC ("Century Sebree"). Sebree has an annual production capacity of approximately 220,000 tonnes of primary aluminum. Sebree produces standard-grade aluminum that can be cast into sow and value-added products, including billet, that are sold at a premium to standard-grade aluminum or delivered directly to nearby customers as molten metal. In 2019, we expanded the smelter's overall output by adding 20,000 tonnes of additional secondary (scrap reprocessing) capacity.

Mt. Holly

Mt. Holly, located in Goose Creek, South Carolina, is a primary aluminum reduction facility owned and operated by our wholly-owned subsidiary, Century Aluminum of South Carolina, Inc. ("CASC"). Mt. Holly has an annual production capacity of approximately 229,000 tonnes. The Mt. Holly facility is currently operating at approximately 50% of capacity while CASC pursues a long-term power solution. See "Key Production Costs — Electrical Power Supply Agreements" below for further discussion of our power arrangements at Mt. Holly.

Mt. Holly produces standard-grade aluminum that is cast into tee bars as well as several value-added products, including billet and foundry products. These value-added primary aluminum products are sold at a premium to standard-grade aluminum.

Primary Aluminum Production Capacity

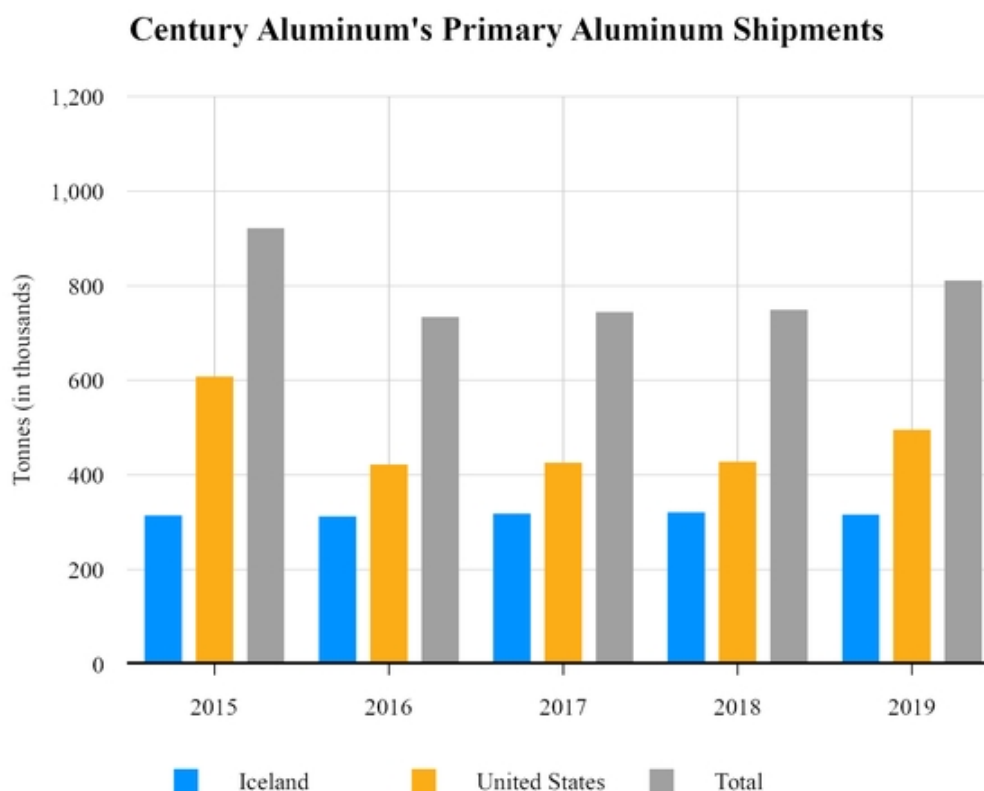
Our primary aluminum smelters and their respective primary aluminum capacities are shown in the following table:

Facility	Ownership Percentage	Operational	Annual Production Capacity (tpy) ⁽¹⁾	Actual 2019 Annual Production (tpy)
Grundartangi, Iceland	100%	1998	317,000	316,000
Hawesville, Kentucky, USA	100%	1970	250,000	156,000
Sebree, Kentucky, USA	100%	1973	220,000	219,000
Mt. Holly, South Carolina, USA	100%	1980	229,000	114,000
			1,016,000	805,000

⁽¹⁾ The tonnes per year (tpy) figures in this column reflect an estimate of the facility's total production capacity based on plant design, historical operating results and operating efficiencies and does not necessarily represent each facility's maximum production capability.

Primary Aluminum Shipment Volume

The following table shows our primary aluminum shipment volumes since 2015⁽¹⁾.



⁽¹⁾ Shipment volumes reflect (i) the partial curtailment of our Hawesville and Mt. Holly operations during the fourth quarter of 2015 and (ii) incremental production from the restart of capacity at Hawesville beginning in 2018, offset by lower production due to a temporary potline outage at Sebree in 2018.

Primary Aluminum Projects

Helguvik project

The Helguvik project is a greenfield project for an aluminum reduction facility in Helguvik, Iceland ("Helguvik" or the "Helguvik project"), owned by our wholly-owned subsidiary, Nordural Helguvik ehf ("Nordural Helguvik"). The Helguvik project site is located approximately 30 miles from the city of Reykjavik, Iceland. Construction activity and spending on the project have been curtailed since 2008.

Carbon Products Facilities

Vlissingen

In addition to our primary aluminum assets, we own a carbon anode production facility located in Vlissingen, the Netherlands, which is owned and operated by our wholly-owned subsidiary, Century Aluminum Vlissingen B.V. Vlissingen has an annual carbon anode production capacity of approximately 157,000 tonnes. We acquired Vlissingen in 2012 and restarted the facility in late 2013 with an initial carbon anode production capacity of 75,000 tonnes. In 2015, we completed a project to expand Vlissingen's annual production capacity to 145,000 tonnes; and in 2019, we completed the rebuild and expansion of one of the baking furnaces at Vlissingen which is expected to further increase annual carbon anode production capacity by an

additional 12,000 tonnes. With these expansion projects in place, we expect Vlissingen will be able to supply approximately 90% of Grundartangi's carbon anodes requirements at current production levels. Each of our smelters in the United States produces anodes at on-site facilities.

Pricing

Pricing for primary aluminum products is typically comprised of three components: (i) the base commodity price which is based on quoted prices on the LME, plus (ii) any regional premium (e.g., the Midwest premium for metal sold in the United States and the European Duty Paid premium for metal sold into Europe) plus (iii) any product premium. Our operating results are highly sensitive to changes in the LME price of primary aluminum and the amount of regional premiums and product premiums. As a result, from time to time, we assess the appropriateness of mitigating the effects of fluctuations in the aluminum price through the use of fixed-price commitments, LME-linked supply contracts and other financial instruments. See [Item 7A. Quantitative and Qualitative Disclosures about Market Risk](#) for further discussion of how we manage our exposure to market risk.

Customer Base

We have historically derived substantially all of our consolidated net sales from a small number of customers. For the year ended December 31, 2019, we derived approximately 65% of our consolidated sales from Glencore plc and its affiliates (together, "Glencore") and approximately 13% of our consolidated sales from Southwire Company ("Southwire"). We currently have agreements in place to sell a substantial portion of our 2020 production to these customers. We expect that the rest of our 2020 customer base will remain fairly concentrated among a small number of customers under short-term contracts.

Both Glencore and Southwire purchase aluminum produced at our U.S. smelters at prices based on the LME price for primary aluminum plus the Midwest regional premium plus any additional market-based product premiums. Glencore also purchases aluminum produced at our Grundartangi, Iceland smelter at prices based on the LME plus the European Duty Paid premium plus any additional market-based product premiums. Glencore beneficially owns 42.9% of our outstanding common stock (46.9% on a fully diluted basis).

Key Production Costs

Alumina, electrical power, calcined petroleum coke and liquid pitch (the key raw materials for carbon anodes), and labor are the principal components of our cost of production. These components together represented over 75% of our cost of goods sold for the year ended December 31, 2019. For a description of certain risks related to our raw materials, supplies, power and labor, see [Item 1A. Risk Factors](#) in this Annual Report on Form 10-K.

Alumina Supply Agreements

While Century may enter into other purchases of alumina as market conditions change, a summary of our principal alumina supply agreements is provided below:

Supplier	Quantity	Term	Pricing ⁽²⁾
Noble Resources	Approximately 180,000 tpy	Through December 2020	LME-linked
Concord Resources Ltd.	Approximately 180,000 tpy	Through December 2022	LME-linked
Concord Resources Ltd.	Approximately 600,000 tpy	Through December 2024	Fixed, LME-linked, and API-linked components
Glencore ⁽¹⁾	Variable	Through December 2021	API and LME-linked

⁽¹⁾ Under the terms of this agreement, Glencore provides alumina supply for all of Century's requirements net of other contractual commitments.

⁽²⁾ "API" refers to a published alumina price index.

Electrical Power Supply Agreements

The table below summarizes our long-term power supply agreements:

Facility	Supplier	Term	Pricing
Grundartangi	Landsvirkjun Orkuveita Reykjavíkur ("OR") HS Orka hf ("HS")	Through 2023 - 2036	Variable rate linked to (i) the LME price for primary aluminum or (ii) the Nord Pool power market
Hawesville	Kenergy Corporation ("Kenergy")	Through December 31, 2023	Variable rate based on market prices
Sebree	Kenergy	Through December 31, 2023	Variable rate based on market prices
Mt. Holly	South Carolina Public Service Authority	Through December 31, 2020	Variable rate based in part on a cost of service charge and in part on natural gas prices
Helguvik	OR	Approximately 25 years from the dates of each phase of power delivery	Variable rate based on the LME price for primary aluminum

Electrical power represents one of the largest components of our cost of goods sold. From time to time, we may enter into forward contracts or other hedging arrangements to mitigate our electrical power or natural gas price risk. The paragraphs below summarize the sources of power and the long-term power arrangements for each of our operations.

Grundartangi. Power is currently supplied to Grundartangi from hydroelectric and geothermal sources under long-term power purchase agreements with HS, Landsvirkjun and OR. Historically, all of the power supplied to Grundartangi has been delivered at prices indexed to the price of primary aluminum. Beginning in November 2019, the price of approximately thirty percent (30%) of Grundartangi's power requirements began to be linked to the market price for power in the Nord Pool power market, the trading market for power in the Nordic countries and certain other areas of Europe. As of December 31, 2019, we had entered into financial contracts to fix the forward price of approximately 4% of Grundartangi's total power requirements for the period from November 1, 2019 through December 31, 2020, and we may enter into further similar financial contracts in the future.

Grundartangi's power purchase agreements expire on various dates from 2023 through 2036 (subject to extension). Each power purchase agreement contains take-or-pay obligations with respect to a significant percentage of the total committed and available power under such agreement.

Hawesville. CAKY is party to a power supply arrangement with Kenergy and EDF Trading North America, LLC ("EDF") which provides market-based power to the Hawesville smelter. Under this arrangement, the power companies purchase power on the open market and pass it through to Hawesville at Midcontinent Independent System Operator ("MISO") pricing plus transmission and other costs. The power supply arrangement with Kenergy has an effective term through December 2023. The arrangement with EDF to act as our market participant with MISO has an effective term through May 2021. Both of these agreements extend automatically year to year thereafter unless a one year notice of termination is given by either party.

Sebree. Century Sebree is party to a power supply arrangement with Kenergy and EDF which provides market-based power to the Sebree smelter. Similar to the arrangement at Hawesville, the power companies purchase power on the open market and pass it through to Sebree at MISO pricing plus transmission and other costs. The power supply arrangement with Kenergy has an effective term through December 2023. The arrangement with EDF to act as our market participant with MISO has an effective term through May 2021. Both of these agreements extend automatically year to year thereafter unless a one year notice of termination is given by either party.

Mt. Holly. CASC is party to a power agreement with the South Carolina Public Service Authority ("Santee Cooper") for power to the Mt. Holly smelter. Under this contract, 25% of Mt. Holly's electric power requirements is supplied from Santee Cooper's generation at cost-of-service based rates. The remaining 75% of Mt. Holly's electric power requirements is supplied

from third-party generation at rates based on natural gas prices. The agreement with Santee Cooper has a term through December 31, 2020 and can be terminated by Mt. Holly on 120 days' notice. The agreement with the other power supplier has a term through December 31, 2020 and may be terminated by Mt. Holly on 60 days' notice.

Mt. Holly's inability to access the open market for 100% of its power requirements significantly impacts its ability to be competitive in the aluminum industry and puts its continued operation at risk. As a result of such uncompetitive power prices, Mt. Holly has already curtailed 50% of its production capacity. See [Item 1A. Risk Factors](#). If we are unable to enter into a long term, market-based power arrangement for Mt. Holly, we may choose, or be forced, to further curtail operations at the plant.

Helguvik. Nordural Helguvik is party to a power agreement with OR for a portion of Helguvik's expected power requirements to the Helguvik project. The agreement would provide power at LME-based variable rates and contain take-or-pay obligations with respect to a significant percentage of the total committed and available power under such agreement. The first stage of power under the OR power purchase agreement (approximately 47.5 megawatts ("MW")) became available in the fourth quarter of 2011 and is currently being utilized at Grundartangi. The agreement contains certain conditions to OR's obligations with respect to the remaining phases and OR has alleged that certain of these conditions have not been satisfied.

See [Note 15. Commitments and Contingencies](#) to the consolidated financial statements included herein for additional information concerning our power arrangements.

Employees

As of December 31, 2019, we had 2,079 employees.

Labor Agreements

The bargaining unit employees at our Grundartangi, Vlissingen, Hawesville and Sebree facilities are represented by labor unions, representing 65% of our total workforce. Our employees at Mt. Holly are not represented by a labor union.

A summary of our key labor agreements is provided below:

Facility	Organization	Term
Grundartangi	Icelandic labor unions	Through December 31, 2019
Hawesville	United Steel, Paper and Forestry, Rubber, Manufacturing, Energy, Allied Industrial and Service Workers International Union ("USW")	Through April 1, 2020
Sebree	USW	Through October 28, 2023
Vlissingen	Federation for the Metal and Electrical Industry ("FME")	Through December 1, 2020

Approximately 86% of Grundartangi's workforce is represented by five labor unions, governed by a labor agreement that establishes wages and work rules for covered employees. This agreement expired on December 31, 2019. Since such time, we have been operating under the terms of the expired agreement while we engage in negotiations with the unions regarding the terms of a new agreement.

100% of Vlissingen's workforce is represented by the FME. The FME negotiates working conditions with trade unions on behalf of its members. The current labor agreement is effective through December 1, 2020.

Approximately 56% of our U.S. based workforce is represented by the USW. CAKY's Hawesville employees represented by the USW are under a collective bargaining agreement that expires on April 1, 2020. Century Sebree's employees represented by USW are under a collective bargaining agreement that expires on October 28, 2023.

Competition

The market for primary aluminum is global, and demand for aluminum varies widely from region to region. We compete with aluminum producers within the U.S. and internationally as well as with producers of alternative materials such as steel, copper, carbon fiber, composites, plastic and glass, each of which may be substituted for aluminum in certain applications. Our competitive position depends, in part, on the availability of electricity, alumina and our other key raw materials to our operations at competitive prices. We face global competition from companies who may have access to these key production costs at lower prices. Many of our competitors are also larger than we are and have vertically integrated operations with superior cost positions. As a result, these companies may be better able to withstand reductions in price or other adverse industry or economic conditions.

Competitive Advantages

While we face significant competition, we also have several competitive advantages. We believe our key competitive advantages are:

Focus on Primary Aluminum Business. We operate principally in the production of primary aluminum. By concentrating our activities in primary aluminum production, we are able to focus our resources on optimizing the cost effectiveness of our existing operations, minimizing overhead costs and maintaining a market position where our products are ultimately targeted toward a broad range of end uses.

Strong Internal Growth Opportunities. Over the past several years, we have undertaken expansion programs at all of our operating facilities with the exception of Mt. Holly, and continue to pursue additional internal growth opportunities. We are currently in the process of a multi-year project at Hawesville to restart previously curtailed capacity, rebuild two potlines that we had continued to operate past their expected life cycle, and implement new technology across all production. Bringing Hawesville back to full capacity would allow us to increase our annual production capacity of aluminum by approximately 150,000 tonnes from pre-restart levels. At Sebree, in 2019, we expanded the smelter's overall output by adding 20,000 tonnes of additional secondary (scrap reprocessing) capacity.

At our Grundartangi, Iceland smelter, we are in the process of a multi-year project that has brought Grundartangi's annual primary aluminum production capacity from 280,000 tonnes to current capacity of approximately 317,000 tonnes and is expected to ultimately increase annual production capacity to approximately 325,000 tonnes. At Vlissingen, in 2019, we completed the rebuild and expansion of one of the baking furnaces which is expected to increase annual carbon anode production capacity by 12,000 tonnes and to allow Vlissingen to supply approximately 90% of Grundartangi's carbon anode requirements at current production levels.

We continue to pursue additional internal growth opportunities to maximize efficiencies and improve overall performance.

Duty Free Access to our Major Customer Markets. Our facilities benefit from international and national trade laws and regulations. For example, the European Union imposes import tariffs on primary aluminum from producers outside the European Economic Area (the "EEA"), which includes Iceland, and the U.S. imposes a 10% tariff on certain primary aluminum imports into the United States. Our U.S. and Icelandic businesses currently access these respective markets duty-free which provides us with an advantage over our competitors who sell into these markets under these tariff regimes.

Close Proximity to our Major Customers. Our U.S. facilities benefit from the proximity to our U.S. customer base, allowing us to capture the Midwest regional premium and providing a competitive advantage in freight costs over our competitors. The proximity to our customers also allows us to deliver a portion of our Kentucky production in molten form, saving casting costs, and providing a competitive advantage over other potential suppliers. In Iceland, our proximity to European markets provides a competitive advantage for Grundartangi, allowing us to capture the European Duty Paid Premium and other logistical benefits compared to our competitors outside the EEA.

Access to Competitive Power. Our Kentucky operations benefit from market-based power contracts that provide electricity to these operations at competitive prices. The price of approximately thirty percent (30%) of Grundartangi's power requirements is linked to the market price for power in the Nord Pool power market, the trading market for power in the Nordic countries and certain areas of Europe. Approximately seventy percent (70%) of the power requirements for our Grundartangi plant is indexed to the price of primary aluminum, which reduces our exposure to power price fluctuations and provides a natural hedge against movements in the aluminum price. We continue to seek the ability to access the open market for 100% of our power requirements at Mt. Holly.

Diverse Value Added Product and Secondary Market Portfolio. We have the ability across our operations to cast a variety of aluminum products, both in terms of shapes and alloys. These high purity and value-added primary aluminum products are sold at a premium to standard-grade aluminum. Our Hawesville plant is the largest producer of high purity aluminum in North America. Four of Hawesville's five potlines are capable of producing high purity aluminum, which is used extensively by the defense industry as well as for certain aerospace applications. Both Sebree and Mt. Holly have value-added casthouses that have the ability to produce large volumes of billet, slab and other value-added products.

Sustainability. Our Natur-Al™ aluminum produced at our Grundartangi, Iceland smelter has one of the lowest carbon footprints in the industry due to Grundartangi's access to clean hydroelectric and geothermal power sources. Our Grundartangi smelter has also been certified against the Aluminum Stewardship Initiative (ASI) Performance Standard for responsible production, sourcing and stewardship of aluminum. In addition to providing additional value to our customers, our low carbon footprint in Iceland mitigates our exposure to current or future carbon regulations.

Experienced Management Team. Our management team includes executives and managers with significant experience in the aluminum industry, the broader metals and mining sector, the development of large and complex projects and the functional disciplines we require to manage and grow our business. In addition, the managers of our production facilities have substantial backgrounds and expertise in the technical and operational aspects of these plants.

For additional information, see [Item 1A. Risk Factors](#). We may be unable to continue to compete successfully in the highly competitive markets in which we operate.

Divestitures

Sale of our Interest in BHH

On May 22, 2019, Century Aluminum Asia Holdings Ltd. ("CAHL"), a wholly-owned subsidiary of Century Aluminum Company, entered into an equity transfer agreement (the "Equity Transfer Agreement") with Guangxi Qiangqiang Carbon Co., Ltd. ("GQQ") pursuant to which GQQ acquired all of our 40% interest in Baise Haohai Carbon Co., Ltd. ("BHH"), a former joint venture with GQQ, that owns and operates a carbon anode and cathode facility located in the Guangxi Zhuang Autonomous Region of south China. As consideration for the sale, GQQ paid us the full purchase price of RMB144.9 million (\$20.8 million) in cash in 2019.

Environmental Matters

We are subject to various environmental laws and regulations in the countries in which we operate. We have spent, and expect to continue to spend, significant amounts for compliance with those laws and regulations. In addition, some of our past manufacturing activities or those of our predecessors have resulted in environmental consequences that require remedial measures. Under certain environmental laws, which may impose liability regardless of fault, we may be liable for the costs of remediation of contaminated property, including our current and formerly owned or operated properties or adjacent areas, or for the amelioration of damage to natural resources. We believe, based on currently available information, that our current environmental liabilities are not likely to have a material adverse effect on Century. However, we cannot predict the requirements of future environmental laws and future requirements at current or formerly owned or operated properties or adjacent areas or the outcome of certain existing litigation to which we are a party. Such future requirements or events may result in unanticipated costs or liabilities that may have a material adverse effect on our financial condition, results of operations or liquidity. More information concerning our environmental contingencies can be found in [Note 15. Commitments and Contingencies](#) to the consolidated financial statements included herein.

Intellectual Property

We own or have rights to use a number of intellectual property rights relating to various aspects of our operations. We do not consider our business to be materially dependent on any of these intellectual property rights.

Available Information

Additional information about Century may be obtained from our website, which is located at www.centuryaluminum.com. Our website provides access to periodic filings we have made through the EDGAR filing system of the SEC, including our annual reports on Form 10-K, quarterly reports on Form 10-Q, current reports on Form 8-K and any amendments to those reports. We also make available on our website a copy of our code of ethics that applies to all employees and ownership reports filed on Forms 3, 4 and 5 by our directors, executive officers and beneficial owners of more than 10% of our outstanding common stock. Reports that we have filed with the SEC are also available on the SEC website at www.sec.gov. In addition, we will make available free of charge copies of our Forms 10-K, Forms 10-Q and Forms 8-K upon request. Requests for these documents can be made by contacting our Investor Relations Department by mail at: One South Wacker Drive, Suite 1000, Chicago, IL 60606, or by phone at: (312) 696-3101. Information contained in our website is not incorporated by reference in, and should not be considered a part of, this Annual Report on Form 10-K.

Item 1A. Risk Factors

The following describes certain of the risks and uncertainties we face that could materially and adversely affect our business, financial condition and results of operation, and cause our future results to differ materially from our current results and from those anticipated in our forward-looking statements. These risk factors should be considered together with the other risks and uncertainties described in [Item 7. Management's Discussion and Analysis of Financial Condition and Results of Operations](#) and elsewhere herein. This list of significant risk factors is not all-inclusive or necessarily in order of importance.

Declines in aluminum prices could have a material adverse effect on our business, financial condition, results of operations and cash flows.

Our operating results depend on the market for primary aluminum which can be volatile and subject to many factors beyond our control. The overall price of primary aluminum consists of three components: (i) the base commodity price, which is based on quoted prices on the LME; plus (ii) any regional premium (e.g., the Midwest premium for metal sold in the United States and the European Duty Paid premium for metal sold into Europe); plus (iii) any product premium. Each of these three components has its own drivers of variability.

The aluminum price is influenced by a number of factors, including global supply-demand balance, inventory levels, speculative activities by market participants, production activities by competitors, political and economic conditions, as well as production costs in major production regions. These factors can be highly speculative and difficult to predict which can lead to significant volatility in the aluminum price. A deterioration in global economic conditions or a worldwide financial downturn also has the potential to adversely affect future demand and prices for aluminum. Geopolitical uncertainty of any kind, including the United Kingdom's exit from the European Union (commonly referred to as Brexit), major public health issues (such as an outbreak of a pandemic or epidemic like the novel coronavirus COVID-19) or other unexpected events have the potential to negatively impact business confidence and increase price volatility. Such events may also impact prices by causing disruptions in our operations, supply chain, or workforce.

Declines in aluminum prices could cause us to curtail production at our operations or take other actions to reduce our cost of production, including deferring certain capital expenditures and maintenance costs and implementing workforce reductions. Any deferred costs achieved through such curtailments and other cost cutting measures could ultimately result in higher capital expenditures and maintenance costs than would have been incurred had such costs not been deferred and increase the costs to restore production capacity if market forces warrant. Declines in aluminum prices also negatively impact our liquidity by lowering our borrowing availability under our asset-based revolving credit facilities (due to a lower market value of our inventory and accounts receivable). These factors may have a material adverse effect on our liquidity, the amount of cash flow we have available for our capital expenditures and other operating expenses, our ability to access the credit and capital markets and our results of operations.

Curtailed production of aluminum at our facilities could have a material adverse effect on our business, financial position, results of operations and liquidity.

The continued operation of our smelters depends on the market for primary aluminum and our underlying cost of production. Due to significant declines in the aluminum price during 2015, we made the decision to curtail three potlines representing 60% of production at our Hawesville smelter, which potlines have recently been rebuilt and returned to production. We are also currently operating our Mt. Holly smelter at 50% capacity as a result of uncompetitive power prices. There can be no assurance that future deterioration in the price of aluminum or increases in our costs of production will not result in additional production curtailments at our smelters.

Curtailed production requires us to incur substantial expenses, both at the time of the curtailment and on an ongoing basis. Our facilities are subject to contractual and other fixed costs that continue even if we curtail operations at these facilities. These costs reduce the cost saving advantages of curtailing unprofitable aluminum production. If we are unable to realize the intended cost saving effects of any production curtailment, we may have to seek bankruptcy protection or be forced to divest some or all of our assets. The process of restarting production following curtailment is also expensive and time consuming. As a result, any decision to restart production would likely require market conditions significantly better than the market conditions at the time the decision to curtail was made. Any curtailments of our operations, or actions taken to seek bankruptcy protection or divest some or all of our assets, could have a material adverse effect on our business, financial position, results of operations and liquidity.

Excess capacity and over production of aluminum products may materially disrupt world aluminum markets causing price deterioration which, in turn, could adversely impact our sales, margins and profitability.

World aluminum prices have been significantly depressed in recent years primarily due to large amounts of excess capacity and over production in China and other regions. Significant portions of world aluminum production would not be possible without financial and other support from governments and state-owned entities. This oversupply has caused world aluminum prices to be adversely impacted. Over production and the improper export of heavily subsidized aluminum products may result in depressed prices and, in turn, have a material adverse impact on our operating results, sales, margins and profitability.

Changes in trade laws or regulation may have an adverse effect on our sales margins and profitability.

Our businesses compete in a global marketplace and are subject to international and national trade laws and regulations. The breadth of these laws and regulations continues to expand. For example, both the European Union and the U.S. impose import tariffs on primary aluminum from certain foreign producers. Our Icelandic and U.S. businesses are currently able to access these respective markets duty-free. Any change to these import duties, including the granting of exemptions, a reduction in the tariff rate or a full repeal of the tariff scheme, could lessen or potentially eliminate the benefit we realize from these tariffs and could negatively impact our profitability. These or other changes in trade laws and regulations could affect the ultimate price we receive for our products, the prices and availability of our raw materials or our ability to access certain markets and could have a material adverse effect on our business, financial position, results of operations and liquidity.

Increases in our raw material costs and disruptions in our supply adversely affect our business.

Our business depends upon the adequate supply of alumina, aluminum fluoride, calcined petroleum coke, pitch, carbon anodes and cathodes and other materials. The availability of our raw materials at competitive prices is critical to the profitability of our operations and increases in pricing and/or disruptions in our supply could have a material adverse effect on our business, financial position, results of operations and liquidity.

For some of these production inputs, such as alumina, coke and pitch, we do not have any internal production and rely on a limited number of suppliers for all of our requirements. Many of our supply agreements are short term or expire in the next few years. There is no assurance that we will be able to renew such agreements on commercially favorable terms, if at all. Certain of our principal raw materials are commodities for which, at times, availability and pricing can be volatile due to a number of factors beyond our control, including general economic conditions, domestic and worldwide demand, labor costs, competition, weather conditions and other transportation delays, major force majeure events, tariffs, sanctions and currency exchange rates. Because we rely on a limited number of suppliers, if our suppliers cannot meet their contracted volume commitments or other contractual requirements, it may be difficult for us to source our raw materials from alternative suppliers at commercially reasonable prices or within the time periods required by our operations. If we are unable to source from alternative suppliers, we could be forced to curtail production or use raw materials that do not meet our requirements, which could cause inefficiencies in our operations, increase costs or impact our production capabilities, any of which could have a material adverse effect on our business, financial position, results of operations and liquidity.

We are also exposed to price risk for each of these commodities. For example, the pricing under certain of our current alumina supply contracts is based on a published alumina index. As a result, our cost structure is exposed to market fluctuations and price volatility. During 2018, for example, external events in the alumina markets, including the partial curtailment of the Alunorte alumina refinery in Brazil due to environmental concerns following severe weather and U.S. sanctions impacting UC Rusal's ability to supply alumina to the market, caused significant price volatility. As a result of these events, the alumina index price reached a high of \$710 per tonne in April 2018 compared to an average price of \$332 per tonne for 2019 and \$354 per tonne for 2017.

Because we sell our products based on the LME price for primary aluminum, we are not able to pass on to our customers any increased cost of raw materials that are not linked to the LME price. Material disruptions in availability of our raw materials at competitive prices could impact our ability to operate our smelters which may have a material adverse effect on our business, financial position, results of operations and liquidity.

Increases in energy costs adversely affect our business, financial position, results of operations and liquidity.

Electrical power represents one of the largest components of our cost of goods sold. As a result, the availability of electricity at competitive prices is critical to the profitability of our operations.

In the U.S., our Hawesville and Sebree plants receive all of their electricity requirements under market-based electricity

contracts, and our Mt. Holly plant receives 75% of its electricity requirements under a market-based electricity contract. Starting in November 2019, the price of approximately thirty percent (30%) of Grundartangi's power requirements is linked to the market price for power in the Nord Pool power market, which exposes us to price volatility and fluctuations due to factors beyond our control and without any direct relationship to the price of primary aluminum. Market-based electricity contracts expose us to market price volatility and fluctuations driven by, among other things, coal and natural gas prices, renewable energy production, regulatory changes and weather events, in each case, without any direct relationship to the price of aluminum. There can be no assurance that our market-based power supply arrangements will result in favorable electricity costs. Any increase in our electricity and energy prices not tied to corresponding increases in the LME price could have a material adverse effect on our business, financial position, results of operations and liquidity.

If we are unable to enter into a long term, market-based, power arrangement for Mt. Holly, we may choose, or be forced, to further curtail operations at the Mt. Holly plant.

Mt. Holly is currently required to purchase 25% of its power requirements from Santee Cooper's generation at a standard cost-based industrial rate, which is substantially higher than the market-based rate Mt. Holly pays for the remaining 75% of its power. Mt. Holly's inability to access the open market for 100% of its power requirements significantly impacts its ability to be competitive in the aluminum industry. As a result of such uncompetitive power prices, Mt. Holly has curtailed approximately 50% of its production capacity. We continue to seek the ability to access the open market for 100% of our power requirements at Mt. Holly and to pursue every reasonable alternative available to us to achieve this objective. There can be no assurance, however, that we will be successful in these efforts. If we are unable to secure a long term power arrangement for 100% of Mt. Holly's power requirements on competitive terms, we may choose, or be forced, to further curtail operations at the plant.

Closure of the Mt. Holly facility would impose various costs on us that could have a material adverse effect on our business, financial condition, results of operations and liquidity and could cause us to write down the book value of the Mt. Holly facility. In addition, the ongoing uncertainty regarding the future operation of Mt. Holly may damage our relationships with our customers, suppliers, employees and other stakeholders and decrease the price we receive for our products, whether or not Mt. Holly is ultimately closed. Such actions and events could have a material adverse effect on our business, financial condition, results of operations and liquidity.

Disruptions in our supply of power and other events could adversely affect our operations.

We use large amounts of electricity to produce primary aluminum. Any loss or disruption of the power supply which reduces the amperage to our equipment or causes an equipment shutdown would result in a reduction in the volume of molten aluminum produced, and prolonged losses of power may result in the hardening or "freezing" of molten aluminum in the pots where it is produced, which could require an expensive and time consuming restart process.

Disruptions in the supply of electrical power to our facilities can be caused by a number of circumstances, including unusually high demand, blackouts, equipment or transformer failure, human error, malicious acts, natural disasters or other catastrophic events. Our market-based power supply arrangements further increase the risk that disruptions in the supply of electrical power to our domestic operations could occur. Under these arrangements, we have greater exposure to transmission line outages, problems with grid stability and limitations on energy import capability. An alternative supply of power in the event of a disruption may not be feasible.

Power disruptions have had a material negative impact on our results of operations. An equipment failure at our Sebree smelter in May 2018, for example, caused us to lose power to one of the three potlines at Sebree and forced us to temporarily stop production from that potline. We operate our smelters at close to peak amperage. Accordingly, even partial failures of high voltage equipment could affect our production. Disruptions in the supply of electrical power that do not result in production curtailment could cause us to experience pot instability that could decrease levels of productivity and incur losses.

We maintain property and business interruption insurance to mitigate losses resulting from catastrophic events, but are required to pay significant amounts under the deductible provisions of those insurance policies. In addition, the coverage under those policies may not be sufficient to cover all losses, or may not cover certain events. Certain of our insurance policies do not cover any losses that may be incurred if our suppliers are unable to provide power under certain circumstances. Certain losses or prolonged interruptions in our operations may trigger a default under certain of our outstanding indebtedness and could have a material adverse effect on our business, financial position, results of operations and liquidity.

The restart of production at our Hawesville smelter is subject to certain risks and uncertainties.

We are currently in the process of a multi-year project at our Hawesville, Kentucky aluminum smelter to restart

previously curtailed capacity, rebuild two potlines that we had continued to operate past their expected life cycle, and implement new technology across all production. In early 2019, we completed the first phase of this project, which involved restarting production on the three potlines that had been curtailed since the fourth quarter of 2015 and upgrading the cell technology on these potlines. The second phase of this project involves rebuilding the two potlines that had been continuously operating and implementation of certain new technology across all production at Hawesville. The first of these potlines is currently in the process of being rebuilt and is expected to return to production in early 2020. The rebuild of the fifth and final potline at Hawesville is expected to be completed over the next several years, subject to market conditions. The decision to continue with the Hawesville restart project is based on certain market assumptions that are subject to risks outside of our control, specifically the LME price of aluminum, raw materials and premiums. Changes in these inputs may result in actual costs and returns that materially differ from the estimated costs and returns and our financial position and results of operations may be negatively affected as a result. Changes in these inputs may also make the Hawesville restart project uneconomic and we may decide at any time to discontinue the unfinished portions of the project.

There can be no assurance that we will be able to restore Hawesville to full production within our projected budget and schedule. In addition to changes in market assumptions, other unforeseen difficulties could increase the cost of the project, delay the project or render the project not feasible. Our ability to finance the project could also be impacted by our cash position and results of operations. Any delay in the completion of the project, unexpected or increased costs or inability to fund the project could have a material adverse effect on our business, financial position, results of operations and liquidity.

We may be unable to realize the expected benefits of our capital projects.

From time to time, we undertake strategic capital projects in order to enhance, expand and/or upgrade our facilities and operational capabilities. For instance, within the past several years, we have undertaken expansion projects at our Sebree, Hawesville, Grundartangi and Vlissingen facilities. Our ability to complete these projects and the timing and costs of doing so are subject to various risks, many of which are beyond our control. Additionally, the start-up of operations after such projects have been completed is also subject to risk. Our ability to achieve the anticipated increased revenues or otherwise realize acceptable returns on these investments is subject to a variety of market, operational, regulatory and labor-related factors. Any failure to complete these projects, or any delays or failure to achieve the anticipated results from the implementation of any such projects, could have a material adverse effect on our business, financial condition, results of operations and liquidity.

Our failure to maintain satisfactory labor relations could adversely affect our business.

The bargaining unit employees at our Grundartangi, Hawesville, Sebree and Vlissingen facilities are represented by labor unions, representing approximately 65% of our total workforce as of December 31, 2019. Our Grundartangi labor agreement expired on December 31, 2019. Since such time, we have been operating under the terms of the expired agreement while we engage in negotiations with the unions regarding the terms of a new agreement. In addition, our Vlissingen labor agreement is scheduled to expire on December 1, 2020. Our Hawesville and Sebree labor agreements are scheduled to expire April 1, 2020 and October 28, 2023, respectively.

While we are hopeful to reach agreement with the labor unions to renew these agreements on acceptable terms, there is no assurance that we will be successful in doing so. If we fail to maintain satisfactory relations with any labor union representing our employees, our labor contracts may not prevent a strike or work stoppage at any of these facilities in the future. As part of any negotiation with a labor union, we may reach agreements with respect to future wages and benefits that may have a material adverse effect on our future business, financial condition, results of operations and liquidity. In addition, negotiations could divert management attention or result in strikes, lock-outs or other work stoppages. Any threatened or actual work stoppage in the future or inability to renegotiate our collective bargaining agreements could prevent or significantly impair our production capabilities subject to these collective bargaining agreements, which could have a material adverse effect on our business, financial position, results of operations and liquidity.

Certain of our raw material and services contracts contain "take-or-pay" obligations.

We have obligations under certain contracts to take-or-pay for specified raw materials or services over the term of those contracts regardless of our operating requirements. To the extent that we curtail production at any of our operations, we may continue to be obligated to take or pay for goods or services under these contracts as if we were operating at full production, which reduces the cost savings advantages of curtailing aluminum production. Our financial position and results of operations may also be adversely affected by the market price for such materials or services as we will continue to incur costs under these contracts to meet or settle our contractual take-or-pay obligations. If we were unable to use such materials or services in our operations or sell them at prices consistent with or greater than our contract costs, we could incur significant losses under these

contracts. In addition, these commitments may also limit our ability to take advantage of favorable changes in the market prices for such materials and may have a material adverse effect on our business, financial position, results of operations and liquidity.

We have historically derived substantially all of our revenue from a small number of customers, and we could be adversely affected by the loss of a major customer or changes in the business or financial condition of our major customers.

We have historically derived substantially all of our consolidated net sales from a small number of customers. For the year ended December 31, 2019 we derived approximately 78% of our consolidated net sales from two major customers and we currently have agreements in place to sell a substantial portion of our 2020 production to these same customers. We expect that the rest of our 2020 customer base will remain fairly concentrated among a small number of customers under short-term contracts.

Any material non-payment or non-performance by one of these customers, a significant dispute with one of these customers, a significant downturn or deterioration in the business or financial condition of any of these customers, early termination of our sales agreement with any of these customers, or any other event significantly negatively impacting the contractual relationship with one of these customers could adversely affect our financial condition and results of operations. If, in such an event, we are unable to sell the affected production volume to another customer, or we sell the affected production to another customer on terms that are materially less advantageous to us, our revenues could be negatively impacted.

International operations expose us to political, regulatory, currency and other related risks.

We receive a significant portion of our revenues and cash flow from our operations in Iceland and the Netherlands. These operations expose us to risks, including unexpected changes in foreign laws and regulations, political and economic instability, challenges in managing foreign operations, increased costs to adapt our systems and practices to those used in foreign countries, taxes, export duties, currency restrictions and exchange, tariffs and other trade barriers, and the burdens of complying with a wide variety of foreign laws and regulations. Changes in foreign laws and regulations are generally beyond our ability to control, influence or predict and future adverse changes in these laws could have a material adverse effect on our business, financial position, results of operations and liquidity.

In addition, we may be exposed to fluctuations in currency exchange rates. As a result, an increase in the value of foreign currencies relative to the U.S. dollar could increase the U.S. dollar cost of our operating expenses which are denominated and payable in those currencies. To the extent we explore additional opportunities outside the U.S., our currency risk with respect to foreign currencies may increase.

We require substantial resources to pay our operating expenses and fund our capital expenditures.

We require substantial resources to pay our operating expenses and fund our capital expenditures. If we are unable to generate funds from our operations to pay our operating expenses and fund our capital expenditures and other obligations, our ability to continue to meet these cash requirements in the future could require substantial liquidity and access to sources of funds, including from capital and credit markets.

If funding is not available when needed, or is available only on unacceptable terms, we may be unable to respond to competitive pressures, take advantage of market opportunities or fund operations, capital expenditure or other obligations, any of which could have a material adverse effect on our business, financial position, results of operations and liquidity.

A deterioration in our financial condition or credit rating could limit our ability to access the credit and capital markets on acceptable terms or to enter into hedging and financial transactions, lead to our inability to access liquidity facilities, and could adversely affect our financial condition and our business relationships.

Our credit rating has been adversely affected by unfavorable market and financial conditions. Our existing credit rating, or any future negative actions the credit agencies may take affecting our credit rating, could expose us to significant borrowing costs and less favorable credit terms, limiting our ability to access the credit and capital markets, and have an adverse effect on our relationships with customers, suppliers and hedging counterparties. An inability to access the credit and capital markets when needed in order to refinance our existing debt or raise new debt or equity could have a material adverse effect on our business, financial position, results of operations and liquidity.

We may be unable to generate sufficient cash flow to meet our debt service requirements which may have a material adverse effect on our business, financial position, results of operations and liquidity.

As of December 31, 2019, we had an aggregate of approximately \$301.0 million of outstanding debt (including \$250.0 million aggregate principal amount of senior secured notes due June 2021). Our ability to pay interest on and to repay or refinance our debt will depend upon our access to additional sources of liquidity and future operating performance, which is subject to general economic, financial, competitive, legislative, regulatory, business and other factors, including market prices for primary aluminum, that are beyond our control. Accordingly, there can be no assurance that our business will generate sufficient cash flow from operations or that future borrowings will be available to us in an amount sufficient to enable us to pay debt service obligations, refinance our existing debt or to fund our other liquidity needs. If we are unable to meet our debt service obligations or fund our other liquidity needs, we could attempt to restructure or refinance our debt or seek additional equity or debt capital. There can be no assurance that we would be able to accomplish those actions on satisfactory terms, or at all. If we are unable to ultimately meet our debt service obligations and fund our other liquidity needs, it may have a material adverse effect on our business, financial position, results of operations and liquidity.

Our substantial indebtedness or any future additional indebtedness could adversely affect our business, results of operations or financial condition.

Our substantial indebtedness and the significant cash flow required to service such debt increases our vulnerability to adverse economic and industry conditions, reduces cash available for other purposes and limits our operational flexibility. Despite our substantial indebtedness, we may incur substantial additional debt in the future. Although the agreements governing our existing debt limit our ability and the ability of certain of our subsidiaries to incur additional debt, these restrictions are subject to a number of qualifications and exceptions and, under certain circumstances, debt incurred in compliance with these restrictions could be substantial. In addition, these agreements may also allow us to incur certain obligations that do not constitute debt as defined in these agreements. To the extent that we incur additional debt or such other obligations, the risks associated with our substantial debt described above, including our possible inability to service and meet our debt or other obligations, would increase.

We are subject to interest rate risk, which could adversely affect our borrowing costs, financial condition and results of operations.

Our industrial revenue bonds ("IRBs") and borrowings on our U.S. and Iceland revolving credit facilities as well as the Hawesville Term Loan are currently at variable interest rates, and future borrowings required to fund working capital at our businesses, capital expenditures, acquisitions, or other strategic opportunities may be at variable rates, which exposes us to interest rate risk. An increase in interest rates would increase our debt service obligations under our existing debt instruments and potentially any future debt instruments, further limiting cash flow available for other uses. Any increase in interest rates could adversely affect our borrowing costs, financial condition and results of operations.

Our debt instruments subject us to covenants and restrictions.

Our existing debt instruments contain various covenants that restrict the way we conduct our business and limit our ability to incur debt, pay dividends and engage in transactions such as acquisitions and investments, among other things, which may impair our ability to obtain additional liquidity and grow our business. Any failure to comply with those covenants would likely constitute a breach under such debt instruments which may result in the acceleration of all or a substantial portion of our outstanding indebtedness and termination of commitments under our revolving credit facility. If our indebtedness is accelerated, we may be unable to repay the required amounts and our secured lenders could foreclose on any collateral securing our secured debt. Any of the foregoing actions could have a material adverse effect on our business, financial condition, results of operations and liquidity.

We depend upon intercompany transfers from our subsidiaries to meet our debt service obligations.

We are a holding company and conduct all of our operations through our subsidiaries. As a holding company, our results of operations depend on the results of operations of our subsidiaries. Moreover, our ability to meet our debt service obligations depends upon the receipt of intercompany transfers from our subsidiaries. The ability of our subsidiaries to pay dividends or make other payments or advances to us will depend on their operating results and will be subject to applicable laws and any restrictions or prohibitions on intercompany transfers by those subsidiaries contained in agreements governing the debt or other obligations of such subsidiaries.

The failure of our information technology systems, network disruptions, cyber-attacks or other breaches in data

security could have a material adverse effect on our business, results of operations and financial position.

We depend on our information technology systems to effectively manage significant aspects of our business including, without limitation, production process control, metal inventory management, shipping and receiving, and reporting financial and operational results. Any disruptions, delays, or deficiencies in our information systems or network connectivity could result in increased costs, disruptions in our business, and/or adversely affect our ability to timely report our financial results.

Our information technology systems are vulnerable to damage or interruption from circumstances largely beyond our control, including, without limitation, fire, natural disasters, power outages, systems failure, security breaches, and cyber- attacks, which include viruses, malware, and ransomware attacks. While we have disaster recovery and business continuity plans in place, if our information technology systems are damaged or interrupted for any reason, and, if the disaster recovery and business continuity plans do not effectively resolve such issues on a timely basis, we may be unable to manage or conduct our business operations, suffer reputational harm, and may be subject to governmental investigations and litigation, any of which may adversely impact our business, results of operations, cash flows and financial condition.

Cybersecurity incidents, in particular, are increasing in frequency and continue to become more sophisticated and include, but are not limited to, attempts to gain unauthorized system access to install malicious software such as ransomware or malware, direct fraudulent payments to fictitious vendors, disrupt production process control and financial systems, and release of confidential or otherwise protected information and data.

Due to the evolving nature of cybersecurity threats, the scope and impact of any incident cannot be predicted. While the Company continually works to safeguard our systems and mitigate potential risks, there is no assurance that such actions will be sufficient to prevent cyber-attacks or security breaches that damage or interrupt access to information systems or networks, compromise confidential or otherwise protected information, destroy or corrupt data, or otherwise disrupt our operations. In addition, we may not be able to contain a targeted cybersecurity incident to any one particular operating location. Furthermore, although the Company does maintain insurance in its operations, such insurance may not cover all liabilities affiliated with any sort of cyber incident or security breach. The occurrence of such events could negatively impact our reputation and our competitive position and could result in litigation with third parties, regulatory action, loss of business, potential liability and increased remediation costs, any of which could have a material adverse effect on our financial condition and results of operations. Such security breaches could also result in a violation of applicable U.S. and international privacy and other laws and could have a material adverse effect on our business, results of operations and financial position.

Climate change, climate change legislation or environmental regulations may adversely impact our operations.

Governmental regulatory bodies in the United States and other countries where we operate have adopted, or may in the future adopt, laws or other regulatory changes in response to the potential impacts of climate change. Laws and regulations could have a variety of adverse effects on our business.

For example, electricity represents our single largest operating cost and the availability of electricity at competitive prices is critical to the profitability of our operations. Some of the power we purchase in the United States is generated at coal-based power plants, which have been, and are likely to continue to be, significantly impacted by these regulations. Any resulting increase in our operating costs could have a material adverse effect on our business, financial position, results of operations and liquidity. Even small increases in power prices could have a disproportionate impact on our business if such price increases are not supported by then current aluminum prices.

In addition, as a member of the EEA and a signatory to the Kyoto Protocol, Iceland has implemented legislation to abide by the Kyoto Protocol and Directive 2003/87/EC of the European Parliament (the "Directive") which establishes a "cap and trade" scheme for greenhouse gas emission allowance trading. Iceland is complying with the Directive by participating in the European Union ("EU") Emission Trading System which requires us to purchase carbon dioxide allowances for our Grundartangi smelter. We currently receive approximately 70% of needed emission allowances for the Grundartangi smelter free of charge, although changes to these regulations, or the implementation of new regulations, could cause our cost of allowances to rise or impose other costs.

The future impact of these or other potential regulatory changes is uncertain and may be either voluntary or legislated and may impact our operations directly or indirectly through our customers or our supply chain. We may incur increased capital expenditures resulting from compliance with such regulatory changes, increased energy costs, costs associated with a "cap and trade" system, increased insurance premiums and deductibles, a change in competitive position relative to industry peers and changes to profit or loss arising from increased or decreased demand for goods produced by us and indirectly, from changes in cost of goods sold. For example, "cap and trade" legislation may impose significant additional costs to our power suppliers that

could lead to significant increases in our energy costs. In addition, the potential physical impacts of climate change on our operations are highly uncertain and will be particular to the geographic circumstances. These may include changes in rainfall patterns, shortages of water or other natural resources, changing sea levels, changing storm patterns and intensities, and changing temperature levels. Any adverse regulatory and physical changes may have a material adverse effect on our business, financial position, results of operations and liquidity.

We and our suppliers are subject to a variety of environmental laws and regulations that may have a material adverse effect on our business, financial position, results of operations and liquidity.

Our operations may impact the environment and our properties may have environmental contamination, which could result in material liabilities to us. We are obligated to comply with various foreign, federal, state and other environmental laws and regulations, including the environmental laws and regulations of the United States, Iceland and the EU. Environmental laws and regulations may expose us to costs or liabilities relating to our manufacturing operations or property ownership. We incur operating costs and capital expenditures on an ongoing basis to comply with applicable environmental laws and regulations. We also are currently, and may in the future be, responsible for the cleanup of contamination at some of our current and former facilities or for the amelioration of damage to natural resources. Environmental laws may impose cleanup liability on owners and occupiers of contaminated property, including past or divested properties, regardless of whether the owners or occupiers caused the contamination or whether the activity that resulted in the contamination was lawful at the time it was conducted. Liability may also be imposed on a joint and several basis, such that we may be held responsible for more than our share of the contamination or other damages.

If more stringent compliance or cleanup standards under environmental laws or regulations are imposed, previously unknown environmental conditions or damages to natural resources are discovered or alleged, or if contributions from other responsible parties with respect to sites for which we have cleanup responsibilities are not available, we may be subject to additional liability, which may have a material adverse effect on our business, financial condition, results of operations and liquidity. Further, additional environmental matters for which we may be liable may arise in the future at our present sites where no problem is currently known, with respect to sites previously owned or operated by us, by related corporate entities or by our predecessors, or at sites that we may acquire or operate in the future. In addition, overall production costs may become prohibitively expensive and prevent us from effectively competing in price sensitive markets if future capital expenditures and costs for environmental compliance or cleanup are significantly greater than expected.

In addition, many of our key suppliers are subject to environmental laws and regulations that may affect their costs of production resulting in an increase in the price of the products that we purchase from them. Application of existing and new environmental laws and regulations to us and/or our key suppliers may have a material adverse effect on our business, financial position, results of operations and liquidity.

Our operations are subject to a variety of laws that regulate the protection of the health and safety of our employees, and changes in health and safety regulation could result in significant costs, which could have a material adverse effect on our business, financial position, results of operations and liquidity.

We are subject to various foreign, federal and state laws that regulate the protection of the health and safety of our workers. Changes in existing laws, possible future laws and regulations or more restrictive interpretations of current laws and regulations by governmental authorities, could cause additional expense, capital expenditures or impose restrictions on our operations. For example, we are subject to the requirements of the U.S. Occupational Safety and Health Administration (“OSHA”). On January 9, 2017, OSHA published a new standard for workplace exposure to beryllium, contained in alumina. The new standard would, among other things, lower the permissible exposure limits and establish new requirements for respiratory protection, personal protective clothing and equipment, medical surveillance, hazard communication, and recordkeeping, among others. Companies are required to comply with various elements of the new standard between March 2018 and March 2020; however, we have filed a petition with the U.S. Court of Appeals for the Eighth Circuit to review the final rule and are in negotiations with OSHA regarding certain changes to the rule and its application to us. In the event we are unable to reach an agreement with OSHA, we will proceed with our petition challenging the rule. Compliance with the new standard could require significant capital expenditure and would likely increase our production costs. The ultimate impact, if any, of this new standard will depend on the nature and extent of the final rule as implemented, the cost of and our ability to meet the new standard, the potential impact on alumina costs, and other factors. Failure to comply with applicable laws and regulations that regulate the protection of the health and safety of our workers may result in enforcement actions, including orders issued by regulatory or judicial authorities causing operations to cease or be curtailed, which may require corrective measures including capital expenditures, installation of additional equipment or remedial actions. Any such penalties, fines, sanctions or shutdowns could have a material adverse effect on our business and results of operations.

We are subject to litigation and may be subject to additional litigation in the future.

We are currently, and may in the future become, subject to litigation, arbitration or other legal proceedings with other parties. The outcome of such matters is often difficult to assess or quantify and the cost to defend future proceedings may be significant. If decided adversely to us, these legal proceedings, or others that could be brought against us in the future, could have a material adverse effect on our financial position, cash flows and results of operations. Furthermore, to the extent we sell or reduce our interest in certain assets, we may give representations and warranties and indemnities for such transactions and we may agree to retain responsibility for certain liabilities related to the period prior to the sale. As a result, we may incur liabilities in the future associated with assets we no longer own or in which we have a reduced interest. For a more detailed discussion of pending litigation, see [Item 3. Legal Proceedings](#) and [Note 15. Commitments and Contingencies](#) to the consolidated financial statements included herein.

In the event of a dispute arising at our foreign operations, we may be subject to the exclusive jurisdiction of foreign courts or arbitral panels, or may not be successful in subjecting foreign persons to the jurisdiction of courts or arbitral panels in the United States. Our inability to enforce our rights and the enforcement of rights on a prejudicial basis by foreign courts or arbitral panels could have an adverse effect on our results of operations and financial position.

Glencore may exercise substantial influence over us, and they may have interests that differ from those of our other stockholders.

Glencore beneficially owns approximately 42.9% of our outstanding common stock and all of our outstanding Series A Convertible Preferred Stock. In addition, one of our five directors is a Glencore employee. During the year ended December 31, 2019, we derived approximately 65% of our consolidated sales from Glencore and we expect to sell a significant portion of our production to Glencore in 2020. Century and Glencore enter into various transactions from time to time such as the purchase and sale of primary aluminum, purchase and sale of alumina, tolling agreements as well as forward financial contracts and borrowing and other debt transactions. Because of the interests described above, Glencore may have substantial influence over our business, and, to the extent of their ownership of our common stock, on the outcome of any matters submitted to our stockholders for approval.

In addition, certain decisions concerning our operations or financial structure may present conflicts of interest between Glencore and our other stockholders. For example, Glencore may in the future engage in a wide variety of activities in our industry that may result in conflicts of interest with respect to matters affecting us. Glencore may also make investments in businesses that directly or indirectly compete with us, or may pursue acquisition opportunities that may be complementary to our business and, as a result, those acquisition opportunities may not be available to us.

Acquisitions could disrupt our operations and harm our operating results.

We have a history of making acquisitions and we expect to opportunistically seek to make acquisitions in the future. We are subject to numerous risks as a result of our acquisition strategy, including the following:

- we may spend time and money pursuing acquisitions that do not close;
- acquired companies may have contingent or unidentified liabilities;
- it may be challenging for us to manage our existing business as we integrate acquired operations; and
- we may not achieve the anticipated benefits from our acquisitions.

We are subject to numerous risks following the consummation of any acquisition, including, for example, that we may incur costs and expenses associated with any unidentified or potential liabilities, we may not achieve anticipated revenue and cost benefits from the acquisitions and unforeseen difficulties may arise in integrating the acquired operations into our existing operations. Accordingly, our past or future acquisitions might not ultimately improve our competitive position and business prospects as anticipated and may subject us to additional liabilities that could have a material adverse effect on our business, financial position, results of operations and liquidity.

Our ability to utilize certain net operating loss carryforwards to offset future taxable income may be significantly limited if we experience an "ownership change" under the Internal Revenue Code.

As of December 31, 2019, we had federal net operating loss carryforwards of approximately \$1,519.9 million which could offset future taxable income. Our ability to utilize our deferred tax assets to offset future federal taxable income may be significantly limited if we experience an "ownership change" as defined in Section 382 of the Internal Revenue Code of 1986, as amended (the "Code"). In general, an ownership change would occur if our "five-percent shareholders," as defined under the Code, collectively increase their ownership in us by more than fifty percentage points over a rolling three-year period. Future transactions in our stock that may not be in our control may cause us to experience such an ownership change and thus limit our ability to utilize net operating losses, tax credits and other tax assets to offset future taxable income.

We may be unable to continue to compete successfully in the highly competitive markets in which we operate.

We are engaged in a highly competitive industry. Aluminum also competes with other materials, such as steel, copper, plastics, composite materials and glass, among others, for various applications. Many of our competitors are larger than we are and have greater financial and technical resources than we do. These larger competitors may be better able to withstand reductions in price or other adverse industry or economic conditions. Similarly, many of our competitors have vertically integrated upstream operations with resulting superior cost positions to ours and may be better able to withstand reductions in price or other adverse industry or economic conditions. If we are not able to compete successfully, our business, financial position, results of operations and cash flows could be materially and adversely affected.

Unpredictable events may interrupt our operations, which, may adversely affect our business.

Our operations may be susceptible to unpredictable events, including accidents, transportation and supply interruptions, labor disputes, equipment failure, information system breakdowns, natural disasters, dangerous weather conditions, river conditions, political unrest and other events. Operational malfunctions or interruptions at one or more of our facilities could result in substantial losses in our production capacity, personal injury or death, damage to our properties or the properties of others, monetary losses and potential legal liability.

Iceland, for example, has suffered several natural disasters and extreme weather events, including significant volcanic eruptions and earthquakes which can lead to disruption in power transmission or other impacts to our operations. Insufficient rain in Iceland has and could in the future lead to low water levels in the reservoirs which has resulted and may again result in curtailments in power which is provided to our Grundartangi smelter from hydroelectric and geothermal sources.

We accept delivery of necessary raw materials to our operations using public infrastructure such as river systems and seaports. Deterioration of such infrastructure and/or other adverse conditions could result in transportation delays or interruptions and increased costs, as occurred during the third quarter of 2017 when lock closures on the Ohio River impacted our alumina supply and forced us to find alternative means to transport alumina to our Kentucky operations at increased cost. Any delay in the delivery of raw materials necessary for our production could impact our ability to operate our plants and have a material adverse effect on our business, financial condition or results of operation.

Future unpredictable events may adversely affect our ability to conduct business and may require substantial capital expenditures and operating expenses to remediate damage and restore operations at our production facilities. Although we maintain insurance to mitigate losses resulting from such events, our coverage may not be sufficient to cover all losses, may have high deductibles or may not cover certain events at all. To the extent these losses are not covered by insurance, our financial condition, results of operations and cash flows could be materially and adversely affected.

Item 1B. Unresolved Staff Comments

We have no unresolved comments from the staff of the SEC.

Item 2. Properties

Our principal executive office is located at 1 South Wacker Drive, Suite 1000, Chicago, Illinois 60606. We own and operate aluminum smelters in the United States and Iceland. We also own a carbon anode production facility located in the Netherlands. We lease certain of our facilities under long-term operating leases, however we do not believe that this fact materially affects the continued use of these properties. We believe all of our facilities are suitable and adequate for our current operations. Our significant properties are listed below. Additional information about the age, location and productive capacity of our facilities is available in the "Overview" section of [Item 1. Business](#).

Facility	Ownership
Hawesville	100% Owned
Sebree	100% Owned
Mt. Holly	100% Owned
Grundartangi	Facility 100% owned; long-term ground lease
Helguvik	Facility 100% owned; long-term ground lease
Vlissingen	Facility 100% owned; long-term ground lease
Chicago Corporate Office	Long-term office lease

Item 3. Legal Proceedings

We are a party from time to time in various legal actions arising in the normal course of business, the outcomes of which, in the opinion of management, neither individually nor in the aggregate are likely to result in a material adverse effect on our financial position, operating results and cash flows. For information regarding material legal proceedings pending against us at December 31, 2019, refer to [Note 15. Commitments and Contingencies](#) to the consolidated financial statements included herein.

Item 4. Mine Safety Disclosures

Not applicable.

PART II

Item 5. Market for Registrant's Common Equity, Related Stockholder Matters and Issuer Purchases of Equity Securities

Market Information

Our common stock trades on the NASDAQ Global Market under the symbol: CENX.

Holders

As of February 20, 2020, there were 99 holders of record of our common stock, which does not include the number of beneficial owners whose common stock was held in street name or through fiduciaries.

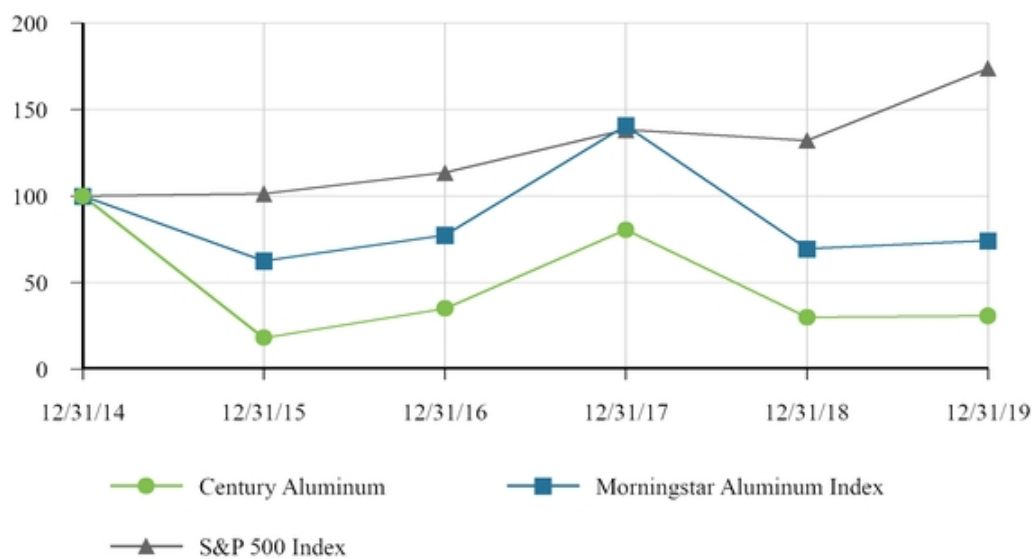
Dividend Information

We did not declare dividends on our common stock in 2019 or 2018. We do not plan to declare cash dividends in the foreseeable future. Any declaration of dividends is at the discretion of our Board of Directors.

Our agreements governing our existing debt contain restrictions which limit our ability to pay dividends. Additional information about the terms of our long-term borrowing agreements is available at [Note 6. Debt](#) to the consolidated financial statements included herein.

Stock Performance Graph

The following line graph compares Century Aluminum Company's cumulative total return to stockholders with the cumulative total return of the S&P 500 Index and the Morningstar Aluminum Index. These comparisons assume the investment of \$100 on December 31, 2014 and the reinvestment of dividends.



Comparison of Cumulative Total Return to Stockholders from December 31, 2014 through December 31, 2019

As of December 31,	2014	2015	2016	2017	2018	2019
Century Aluminum Company	\$ 100	\$ 18	\$ 35	\$ 80	\$ 30	\$ 31
Morningstar Aluminum Index	100	63	77	141	70	74
S&P 500 Index	100	101	114	138	132	174

Issuer Purchases of Equity Securities during the three months ended December 31, 2019

There were no issuer purchases of equity securities during the three months ended December 31, 2019. See [Item 7. Management's Discussion and Analysis of Financial Condition and Results of Operations - Liquidity and Capital Resources Other Items](#) for a discussion of the current stock repurchase authorization.

Item 6. Selected Financial Data

The following table presents selected consolidated financial data for each of the last five fiscal years and should be read in conjunction with [Item 7. Management's Discussion and Analysis of Financial Condition and Results of Operations](#) and [Item 8. Financial Statements and Supplementary Data](#) and notes thereto.

	Year Ended December 31,				
	2019 ⁽⁶⁾	2018	2017 ⁽⁵⁾	2016 ^{(1) (5)}	2015 ^{(2) (5)}
	(dollars in millions, except per share amounts)				
Net sales	\$ 1,836.6	\$ 1,893.2	\$ 1,589.1	\$ 1,319.1	\$ 1,949.9
Gross profit (loss)	(23.9)	(22.9)	131.3	(6.1)	38.7
Operating income (loss)	(72.1)	(59.0)	97.2	(227.9)	(36.5)
Net income (loss)	(80.8)	(66.2)	48.6	(252.4)	(59.3)
Earnings (loss) per share:					
Basic and Diluted	\$ (0.91)	\$ (0.76)	\$ 0.51	\$ (2.90)	\$ (0.68)
Total assets	\$ 1,499.7	\$ 1,537.5	\$ 1,581.6	\$ 1,540.3	\$ 1,752.5
Total debt ⁽³⁾	301.0	279.7	256.0	255.5	255.1
Long-term debt obligations ⁽⁴⁾	269.2	248.6	248.2	247.7	247.3
Other information					
Primary aluminum shipments, in tonnes:					
Direct	811,244	749,850	743,198	687,700	823,751
Toll	—	—	—	46,125	98,207
Average price per tonne:					
Direct shipments	\$ 2,184	\$ 2,505	\$ 2,126	\$ 1,825	\$ 2,169
Toll shipments	—	—	—	1,172	1,374
LME	1,792	2,110	1,968	1,604	1,663
Midwest premium	396	420	199	169	279
European Duty Paid premium	142	164	148	132	236

(1) In 2016, the Helguvik project in Iceland was determined to be impaired and charges of \$152.2 million were recorded.

(2) In 2015, our Ravenswood smelter was permanently closed. Also, in the fourth quarter of 2015, operations at Hawesville and Mt. Holly were partially curtailed.

(3) Total debt includes all long-term debt obligations and any debt classified as short-term obligations, net of any debt discounts, including current portion of long-term debt, current portion of the Hawesville Term Loan, borrowings under our revolving credit facilities and the IRBs.

(4) Long-term debt obligations are all payment obligations under long-term borrowing arrangements, excluding the current portion of the long-term debt.

(5) As adjusted due to the adoption of ASU 2017- 07 "Compensation- Retirement Benefits (Topic 715): Improving the Presentation of Net Periodic Pension Cost and Net Periodic Benefit Cost."

(6) In 2019, we recognized a loss of \$4.3 million related to the sale of our 40% interest in BHH. This is reflected in 2019 net income (loss).

Item 7. Management's Discussion and Analysis of Financial Condition and Results of Operations

This Management's Discussion and Analysis ("MD&A") provides information that management believes is relevant to an assessment and understanding of the consolidated financial condition and results of operations of Century Aluminum Company and its subsidiaries (collectively, "Century," the "Company," "our" and "we") and should be read in conjunction with the accompanying consolidated financial statements and related notes thereto in [Item 8. Financial Statements and Supplementary Data](#) and in [Item 1A. Risk Factors](#). This MD&A contains "forward-looking statements" - See "Forward-Looking Statements" above.

Overview

We are a global producer of primary aluminum with aluminum reduction facilities, or "smelters," in the United States and Iceland. The key determinants of our results of operations and cash flow from operations are as follows:

- the price of primary aluminum, which is based on the London Metal Exchange ("LME"), plus any regional premiums and value-added product premiums;
- the cost of goods sold, the principal components of which are electrical power, alumina, carbon products and labor, which in aggregate represent more than 75% of our cost of goods sold; and
- our production volume.

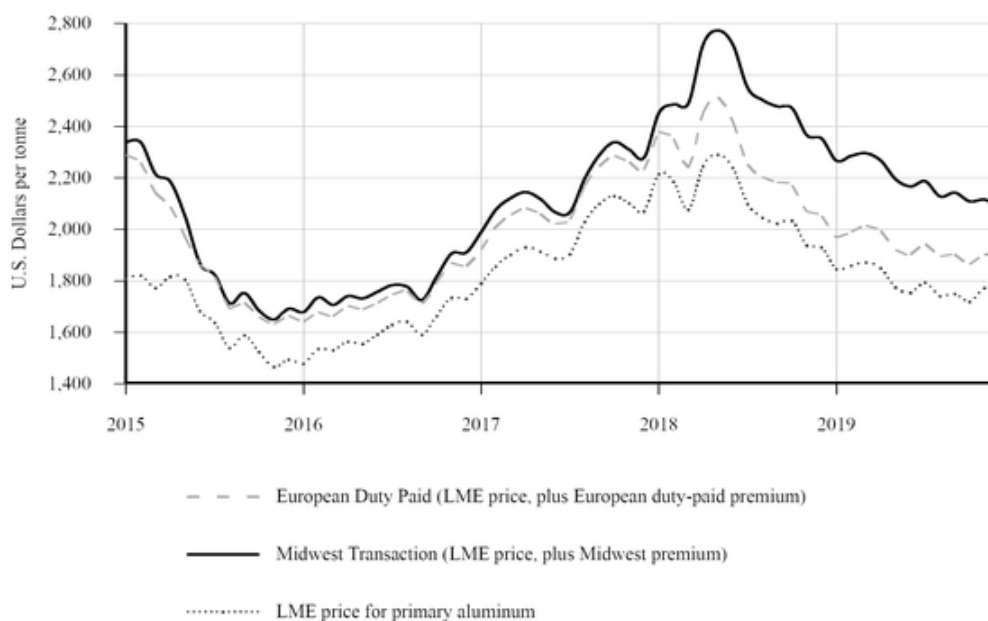
Pricing of aluminum

The overall price of primary aluminum consists of three components: (i) the base commodity price, which is based on quoted prices on the LME; plus (ii) any regional premium (e.g., the Midwest premium for metal sold in the United States ("MWP") and the European Duty Paid premium for metal sold into Europe); plus (iii) any product premium. Each of these price components has its own drivers and variability.

The aluminum price is influenced by a number of factors, including global supply-demand balance, inventory levels, speculative activities by market participants, production activities by competitors and political and economic conditions, as well as production costs in major production regions. These factors can be highly speculative and difficult to predict which can lead to significant volatility in the aluminum price. Increases or decreases in primary aluminum prices result in increases and decreases in our revenues (assuming all other factors are unchanged). Information regarding financial contracts is included in [Note 19. Derivatives](#).

The historic volatility of the price of aluminum is reflected in the chart below:

Historical LME, Midwest Transaction and European Duty Paid Price



The average LME price for primary aluminum was \$1,792 per tonne in 2019, compared to \$2,110 per tonne in 2018, and \$1,968 in 2017. The average MWP price was \$396 per tonne in 2019 compared to \$420 per tonne in 2018 and \$199 per tonne in 2017. The average European Duty Paid premium was \$142 per tonne in 2019 compared to \$164 per tonne in 2018 and \$148 per tonne in 2017.

Energy, Key Supplies and Raw Materials

Our operating costs are significantly impacted by changes in the prices of the materials used in the production of aluminum, including alumina, electrical power and carbon products. Because we sell our products based principally on the LME price for primary aluminum, regional premiums and product premiums, we are unable to pass increased production costs on to our customers. Although we attempt to mitigate the effects of price fluctuations from time to time through the use of various fixed-price commitments, financial instruments and also by negotiating LME-based pricing in some of our raw materials and electrical power contracts, these efforts also limit our ability to take advantage of favorable changes in the market prices for primary aluminum or raw materials and may affect our financial position, results of operations and cash flows.

Alumina and electrical power represent the two largest components of our cost of goods sold. As a result, the availability of these cost components at competitive prices is critical to the profitability of our operations. The pricing under our alumina supply contracts is variable. A certain portion of our alumina requirements is indexed to the price of primary aluminum, which provides a natural hedge to one of our largest production costs. We also purchase alumina based on a published alumina index and at fixed prices. The alumina price is influenced by a number of factors, including global supply-demand balance and other factors outside of our control. Various external events in the alumina markets during 2018 caused significant increases in the price of alumina resulting in the ratio of alumina prices to aluminum prices to well exceed historical levels, which persisted throughout 2018 and much of 2019. By the end of 2019, the relationship between alumina and aluminum prices returned to historical levels following the resolution of these supply dislocations. The average alumina index price for 2019 was \$332 per tonne compared to \$473 per tonne for 2018 and \$354 per tonne for 2017.

Electrical power is our other largest operating cost. Currently, our Hawesville and Sebree plants receive all of their electricity requirements under market-based power agreements and our Mt. Holly plant receives 75% of its electricity requirements under a market-based contract. In the U.S., market-based energy prices are driven in large part by coal and natural

gas prices and weather-influenced electric loads. In 2019, both coal and natural gas prices were relatively low and weather conditions were moderate.

Our Mt. Holly aluminum smelter is currently required to purchase 25% of its power requirements from Santee Cooper at a standard cost-based industrial rate, which is substantially higher than the rate Mt. Holly pays for market power. Mt. Holly's inability to access the open market for 100% of its power requirements significantly impacts its ability to be competitive in the aluminum industry and puts its continued operation at risk. As a result of such uncompetitive power prices, Mt. Holly has already curtailed 50% of its production capacity. We continue to seek the ability to access the open market for 100% of our power requirements at Mt. Holly but there can be no assurance that we will be successful in these efforts. See [Item 1A. Risk Factors](#). If we are unable to enter into a long-term, market-based, power arrangement for Mt. Holly, we may choose, or be forced, to further curtail operations at the plant.

In Iceland, approximately seventy percent (70%) of the power requirements for our Grundartangi plant is indexed to the price of primary aluminum, which provides a natural hedge of one of our largest production costs. The price of the remaining thirty percent (30%) of Grundartangi's power requirements is linked to the market price for power in the Nord Pool power market, the trading market for power in the Nordic countries and certain other areas of Europe.

Production/Shipment Volumes

Shipment volume is another key determinant of our financial results. In normal circumstances, fluctuations in production and shipment volumes, other than through acquisitions or expansions, are generally small period over period. U.S. shipments for 2019 reflect incremental production from the Hawesville restart project and return to full operations at Sebree after the equipment failure in 2018. Any adverse changes in the conditions that affect shipment volumes could have a material adverse effect on our results of operations and cash flows.

The following table sets forth, for the periods indicated, the shipment volumes and revenues for primary aluminum shipments:

SHIPMENTS - PRIMARY ALUMINUM⁽¹⁾

	United States		Iceland		Total	
	Tonnes	Revenue \$	Tonnes	Revenue \$	Tonnes	Revenue \$
	(dollars in millions)					
2019	495,096	\$ 1,143.8	316,148	\$ 628.3	811,244	\$ 1,772.1
2018	428,389	1,126.4	321,461	752.3	749,850	1,878.7
2017	425,669	929.6	317,529	650.7	743,198	1,580.3

⁽¹⁾ Excludes scrap aluminum and alumina sales

Results of Operations

The following discussion for the year ended December 31, 2019 reflects increases from the Hawesville restart and return to full operation at Sebree after the equipment failure in 2018. Results for the year reflect no change in Mt. Holly or Grundartangi production capacities.

Year Ended December 31, 2019 Compared to Year Ended December 31, 2018

Net sales: Net sales for the twelve months ended December 31, 2019 decreased \$56.6 million compared to the same period in 2018, driven by lower price realizations of \$249.5 million primarily resulting from decreases in the LME price offset by \$136.2 million in favorable volume and product mix year over year.

Gross profit: Gross profit for the twelve months ended December 31, 2019 decreased by \$1.0 million compared to the same period in 2018, driven primarily by lower price realizations of \$249.5 million due to decreases in the LME. The decrease to gross profit is offset by favorable price realizations of alumina and other raw materials of \$170.7 million, power price realizations of \$47.2 million, volume and product mix of \$24.2 million, and operating expenses of \$5.6 million.

Selling, general and administrative expenses: Selling, general and administrative expenses increased \$7.2 million in 2019 compared to 2018, primarily due to increases in compensation cost in the current year (favorable stock compensation expense in 2018, reflecting our lower stock price).

Net (gain) loss on forward and derivative contracts: In 2019, we recognized gains of \$12.0 million primarily related to LME and MWP fixed forward financial sales contracts. The gains were primarily driven by decreases in the LME and MWP prices during 2019. In 2018, we recognized gains of \$6.3 million primarily related to Nord Pool and LME fixed forward financial sales contracts which settle from November 2019 through December 2020. These gains were primarily driven by the increase in the Nord Pool price.

Income tax expense: We have a valuation allowance against all of our U.S. and certain foreign deferred tax assets. We recognized a \$8.4 million income tax benefit in 2019 as compared to income tax benefit of \$0.2 million in 2018. The increase in income tax benefit year over year primarily relates to a decrease in earnings of certain of our foreign entities.

Year Ended December 31, 2018 Compared to Year Ended December 31, 2017

Net sales: Net sales for the twelve months ended December 31, 2018 improved \$304.1 million compared to the same period in 2017, driven by higher price realizations of \$265.1 million primarily resulting from increases in the LME and U.S. Midwest premium prices for primary aluminum and \$39.0 million in volume and product mix year over year.

Gross profit: Gross profit for the twelve months ended December 31, 2018 decreased by \$154.2 million compared to the same period in 2017, driven primarily by higher alumina and other raw material price realizations of \$301.7 million, unfavorable operating expenses of \$92.7 million (due to increased production volume at Hawesville, the Sebree equipment failure, and lower of cost or net realizable value from increasing alumina prices), and unfavorable power prices of \$28.8 million. These decreases to gross profit are partially offset by favorable price realizations of the LME and U.S. Midwest premium of \$265.1 million and net favorable volume and product mix impacts of \$3.9 million.

Selling, general and administrative expenses: Selling, general and administrative expenses decreased \$4.6 million in 2018 compared to 2017, due primarily to favorable decreases in stock compensation expense (reflecting our lower stock price) and professional fees.

Helguvik (gains) losses: During 2018 and 2017, we extinguished a portion of our contractual commitments associated with the construction of the Helguvik project. Such extinguishment resulted in a gain in 2018 of \$4.5 million recognized in Helguvik (gains) losses in the consolidated statements of operations compared to a gain of \$7.3 million for the year ended 2017.

Ravenswood (gains) losses: In 2017, the Ravenswood retiree medical class action lawsuit was settled. As a result, we recognized a non-cash gain of \$5.5 million in 2017 reflecting the present value discount of the original settlement agreement of \$23.0 million which was recorded in 2016 - see [Note 15. Commitments and Contingencies](#). There were no gains or losses recorded for the year ended 2018.

Net (gain) loss on forward and derivative contracts: In 2018, we recognized gains of \$6.3 million primarily related to Nord Pool and LME fixed forward financial sales contracts entered into in early 2017 for power consumption starting November 2019 through December 2020; the gains were primarily driven by the increase in the Nord Pool price during 2018. In 2017, we recorded losses of \$16.5 million primarily related to LME fixed forward financial sales contracts that were entered into in early 2016 for shipments through December 31, 2017; the losses were driven by the increase in the LME during 2017.

Income tax expense: We have a valuation allowance against all of our U.S. and certain foreign tax assets. We recognized a \$0.2 million income tax benefit in 2018 as compared to income tax expense of \$7.6 million in 2017. The reduction in tax expense year over year primarily relate to a decrease in earnings of certain of our foreign entities.

Liquidity and Capital Resources

Liquidity

Our principal sources of liquidity are available cash and cash flow from operations. We also have borrowing capacity under our existing revolving credit facilities. We have also raised capital in the past through the public equity and debt markets, and we regularly explore various other financing alternatives. Our principal uses of cash include the funding of operating costs

(including post-retirement benefits), debt service requirements, the funding of capital expenditures, investments in our growth activities and in related businesses, working capital and other general corporate requirements. Although we believe that cash provided from operations and financing activities will be adequate to cover our operations and business needs over the next 12 months, adverse changes in the price of aluminum or our principal costs of production could materially impact our ability to generate and raise cash. For an analysis of risks facing our business see [Item 1A. Risk Factors](#).

Available Cash

Our available cash and cash equivalents balance at December 31, 2019 was \$38.9 million compared to \$38.9 million at December 31, 2018.

Sources and Uses of Cash

Our cash flows from operating, investing and financing activities as reflected in the consolidated statement of cash flows for the twelve months ended December 31, 2019, 2018 and 2017 are summarized below:

	Twelve months ended December 31,		
	2019	2018	2017
	(dollars in millions)		
Net cash provided by (used in) operating activities	\$ 17.7	\$ (69.1)	\$ 51.5
Net cash (used in) investing activities	(38.8)	(82.9)	(17.4)
Net cash provided by financing activities	21.1	23.7	0.4
Change in cash, cash equivalents and restricted cash	<u>\$ —</u>	<u>\$ (128.3)</u>	<u>\$ 34.5</u>

Year Ended December 31, 2019 Compared to Year Ended December 31, 2018

Net cash provided by operating activities for 2019 was \$17.7 million, compared to net cash used in operating activities of \$69.1 million for 2018. The increase in net cash provided by operating activities was primarily driven by lower inventory costs and a decrease in accounts receivable due to timing of receivable collections.

The decrease in net cash used in investing activities was due to lower capital expenditures related to Hawesville restart activities and the receipt of \$20.8 million from the sale of our interest in BHH during 2019.

Net cash provided by financing activities decreased by \$2.6 million during 2019 due to lower net borrowings under our U.S. revolving credit facility, offset by proceeds from the term loan agreement with Glencore Ltd. pursuant to which the Company borrowed \$40.0 million (the "Hawesville Term Loan"). Borrowings on our U.S. revolving credit facility are short term in nature to fund working capital requirements and are repaid on a continuous basis. Borrowings on our Hawesville Term Loan are required to be paid ratably over 24 months beginning in January 2020 and are used to partially finance the second phase of the Hawesville restart project.

Year Ended December 31, 2018 Compared to Year Ended December 31, 2017

Net cash used in operating activities for 2018 was \$69.1 million, compared to net cash provided by operating activities of \$51.5 million for 2017. The increase in net cash used in operating activities was primarily driven by the year-over-year net loss compared to net income.

The increase in net cash used in investing activities was due to higher capital expenditures related to our investment in the Hawesville restart project in 2018, compared with proceeds from the sale of our Ravenswood facility received in 2017 that partially offset purchases of property, plant, and equipment.

Net cash provided by financing activities increased by \$23.3 million during 2018 due to outstanding borrowings on our U.S. revolving credit facility. Borrowings are short term in nature to fund working capital requirements and are repaid on a continuous basis.

Availability Under Our Credit Facilities

The U.S. revolving credit facility, dated May 2018, provides for borrowings of up to \$175.0 million in the aggregate including up to \$110.0 million under a letter of credit sub-facility, and also includes an uncommitted accordion feature whereby borrowers may increase the capacity of the U.S. revolving credit facility by up to \$50.0 million, subject to agreement with the lenders. The U.S. revolving credit facility matures on the sooner of May 2023 or six months before the stated maturity of our outstanding senior secured notes. Any letters of credit issued and outstanding under the U.S. revolving credit facility reduce our borrowing availability on a dollar-for-dollar basis.

We have also entered into, through our wholly-owned subsidiary Nordural Grundartangi ehf ("Grundartangi"), a \$50.0 million revolving credit facility, dated November 2013, as amended (the "Iceland revolving credit facility"). The Iceland revolving credit facility matures in November 2022.

The availability of funds under our credit facilities is limited by a specified borrowing base consisting of certain accounts receivable, inventory and qualified cash deposits which meet the lenders' eligibility criteria. Restarts of previously curtailed operations increase our borrowing base by increasing our accounts receivable and inventory balances; whereas, curtailments of production capacity decrease our borrowing base by reducing our accounts receivable and inventory balances. As of December 31, 2019, our U.S. revolving credit facility had \$4.0 million in borrowings and \$41.4 million in letters of credit outstanding. Of the outstanding letters of credit, \$24.1 million related to our domestic power commitments and the remainder secured certain debt and workers' compensation commitments.

As of December 31, 2019, our credit facilities had \$161.6 million of net availability after consideration of our outstanding borrowings and letters of credit. We may borrow and make repayments under our credit facilities in the ordinary course based on a number of factors, including the timing of payments from our customers and payments to our suppliers.

Our credit facilities contain customary covenants, including restrictions on mergers and acquisitions, indebtedness, affiliate transactions, liens, dividends and distributions, dispositions of collateral, investments and prepayments of indebtedness, including, a springing financial covenant that requires us to maintain a fixed charge coverage ratio of at least 1.0 to 1.0 any time availability under the U.S. revolving credit facility is less than or equal to \$17.5 million. Our Icelandic credit facility also contains a covenant that requires Grundartangi to maintain a minimum equity ratio. As of December 31, 2019, we were in compliance with all such covenants.

Senior Secured Notes

We have \$250 million aggregate principal of 7.5% senior secured notes that will mature in June 2021 ("2021 Notes"). Interest on the 2021 Notes is payable semi-annually.

The indenture governing the 2021 Notes contains customary covenants which may limit our ability, and the ability of certain of our subsidiaries, to: (i) incur additional debt; (ii) incur additional liens; (iii) pay dividends or make distributions in respect of capital stock; (iv) purchase or redeem capital stock; (v) make investments or certain other restricted payments; (vi) sell assets; (vii) issue or sell stock of certain subsidiaries; (viii) enter into transactions with shareholders or affiliates; and (ix) effect a consolidation or merger.

Hawesville Term Loan

On April 29, 2019, we entered into a term loan agreement with Glencore Ltd. pursuant to which the Company borrowed \$40.0 million. Borrowings under the Hawesville Term Loan are being used to partially finance the second phase of the Hawesville restart project. The Hawesville Term Loan matures on December 31, 2021 and is to be repaid in twenty-four (24) equal monthly installments of principal beginning on January 31, 2020. The Hawesville Term Loan bears interest, due monthly beginning on April 30, 2019, at a floating rate equal to LIBOR plus 5.375% per annum. The Hawesville Term Loan is not secured by any collateral.

Contingent Commitments

We have a contingent obligation in connection with the "unwind" of a contractual arrangement between Century Aluminum Kentucky ("CAKY"), Big Rivers and a third party and the execution of a long-term cost-based power contract with Kenergy, a member of a cooperative of Big Rivers, in July 2009. This contingent obligation consists of the aggregate payments made to Big Rivers by the third party on CAKY's behalf in excess of the agreed upon base amount under the long-term cost-based power contract with Kenergy. As of December 31, 2019, the principal and accrued interest for the contingent obligation

was \$25.2 million, which was fully offset by a derivative asset. We may be required to make installment payments for the contingent obligation in the future. These payments are contingent based on the LME price of primary aluminum and the level of Hawesville's operations. Based on the LME forward market at December 31, 2019 and management's estimate of the LME forward market beyond the quoted market period, we believe that we will not be required to make payments on the contingent obligation during the term of the agreement, which expires in 2028. There can be no assurance that circumstances will not change thus accelerating the timing of such payments.

Employee Benefit Plan Contributions

In 2013, we entered into a settlement agreement with the Pension Benefit Guaranty Corporation ("PBGC") regarding an alleged "cessation of operations" at our Ravenswood facility. Pursuant to the terms of the agreement, we agreed to make additional contributions (above any minimum required contributions) to our defined benefit pension plans totaling approximately \$17.4 million. Under certain circumstances, in periods of lower primary aluminum prices relative to our cost of operations, we are able to defer one or more of these payments, but would then be required to provide the PBGC with acceptable security for deferred payments. We did not make any contributions during the years ended December 31, 2019, 2018 and 2017. We have elected to defer certain payments under the PBGC agreement and have provided the PBGC with the appropriate security. The remaining contributions under this agreement are approximately \$9.6 million.

Section 232 Aluminum Tariff

On March 23, 2018, the U.S. implemented a 10% tariff on imported primary aluminum products into the U.S. These tariffs are intended to protect U.S. national security by incentivizing the restart of primary aluminum production in the U.S., reducing reliance on imports and ensuring that domestic producers, like Century, can supply all the aluminum necessary for critical industries and national defense. In addition to primary aluminum products, the tariffs also cover certain other semi-finished products. All imports that directly compete with our products are covered by the tariff, with the exception of imports from Australia, Argentina, Canada and Mexico or imports that receive a product exclusion from the Department of Commerce.

Other Items

On May 22, 2019, Century Aluminum Asia Holdings Ltd. ("CAHL"), a wholly-owned subsidiary of the Company, entered into an equity transfer agreement ("the Equity Transfer Agreement") with Guangxi Qiangqiang Carbon Co., Ltd. ("GQQ") pursuant to which GQQ acquired all of CAHL's forty percent (40%) interest in Baise Haohai Carbon Co. Ltd ("BHH"), a carbon anode and cathode facility in China. Prior to the sale, BHH was operated as a joint venture between CAHL and GQQ. GQQ paid CAHL the full purchase price of RMB144.9 million (\$20.8 million) in cash in 2019. In connection with this sale, a loss of \$4.3 million is recorded in the Consolidated Statements of Operations during the twelve months ended December 31, 2019.

We previously announced our intention to return our Hawesville smelter to full production and upgrade its existing reduction technology. We project that the total cash requirements for the restart project, including the technology upgrade, will be approximately \$150.0 million from the commencement of the project in 2018 through its completion. The first phase of the project, which involved the restart of the three potlines that had been curtailed in 2015, was successfully completed on budget and ahead of schedule in early 2019. This restart of 150,000 tonnes of curtailed production cost approximately \$75.0 million. The second phase is expected to cost an additional \$75.0 million and involves the rebuilding of the pots associated with the 100,000 tonnes of production from the two potlines that had continued to operate past their expected life cycle and the implementation of certain new technology across all production. The first of these potlines is currently in the process of being rebuilt and is expected to return to production in early 2020. The rebuild of the fifth and final potline and the completion of the technology upgrades is expected to be completed over the next several years, subject to market conditions. In April 2019, we entered a term loan agreement, of \$40.0 million to partially finance the cost of the second phase of the project. See [Note 6. Debt](#) to the consolidated financial statements included herein for additional information. We expect to fund the remaining amounts required to complete the project through operating cash flows and existing cash.

In May 2018, we temporarily curtailed one potline at our Sebree aluminum smelter due to an equipment failure. We returned the curtailed potline at Sebree back to service during the third quarter. We expect all losses arising from the Sebree equipment failure will be covered under our insurance policies, less \$7.0 million in deductibles. As of December 31, 2019, we received \$18.4 million of insurance proceeds to offset against such losses.

In 2011, our Board of Directors approved a \$60.0 million common stock repurchase program and subsequently increased this program by \$70.0 million in the first quarter of 2015. Under the program, Century is authorized to repurchase up

to \$130.0 million of our outstanding shares of common stock, from time to time, on the open market at prevailing market prices, in block trades or otherwise. The timing and amount of any shares repurchased will be determined by our management based on its evaluation of market conditions, the trading price of our common stock and other factors. We made no repurchases during the years ended 2019, 2018, and 2017. As of December 31, 2019, we had \$43.7 million remaining under the repurchase program authorization. The repurchase program may be expanded, suspended or discontinued by our Board, in its sole discretion, at any time.

In November 2009, Century Aluminum of West Virginia ("CAWV") filed a class action complaint for declaratory judgment against the United Steel, Paper and Forestry, Rubber, Manufacturing, Energy, Allied Industrial and Service Workers International Union ("USW"), the USW's local and certain CAWV retirees, individually and as class representatives ("CAWV Retirees"), seeking a declaration of CAWV's rights to modify/terminate retiree medical benefits. Later in November 2009, the USW and representatives of a retiree class filed a separate suit against CAWV, Century Aluminum Company, Century Aluminum Master Welfare Benefit Plan, and various John Does with respect to the foregoing.

On August 18, 2017, the District Court for the Southern District of West Virginia approved a settlement agreement in respect of these actions. Under the terms of the settlement agreement, CAWV agreed to make payments into a trust for the benefit of the CAWV Retirees in the aggregate amount of \$23.0 million over the course of ten years. Upon approval of the settlement, we paid \$5.0 million to the aforementioned trust in September 2017 and agreed to pay the remaining amounts under the settlement agreement in annual increments of \$2.0 million for nine years. At December 31, 2019, we had \$2.0 million in other current liabilities and \$8.7 million in other liabilities related to this agreement.

We are a defendant in several actions relating to various aspects of our business. While it is impossible to predict the ultimate disposition of any litigation, we do not believe that any of these lawsuits, either individually or in the aggregate, will have a material adverse effect on our financial condition, results of operations or liquidity. See [Note 15. Commitments and Contingencies](#) to the consolidated financial statements included herein for additional information.

Capital Resources

We intend to finance our future recurring capital expenditures from available cash, cash flow from operations and available borrowing capacity under our existing revolving credit facilities. For major investment projects we would likely seek financing from various capital and loan markets and may potentially pursue the formation of strategic alliances. We may be unable, however, to issue additional debt or equity securities, or enter into other financing arrangements on attractive terms, or at all, due to a number of factors including a lack of demand, unfavorable pricing, poor economic conditions, unfavorable interest rates, or our financial condition or credit rating at the time. Future uncertainty in the U.S. and international markets and economies may adversely affect our liquidity, our ability to access the debt or capital markets and our financial condition.

Capital expenditures for the year ended December 31, 2019 were \$28.2 million, excluding expenditures of \$34.4 million associated with the restart at Hawesville. We estimate our total capital spending excluding the Hawesville restart in 2020 will be approximately \$20.0 million, primarily related to our ongoing maintenance and investment projects at our smelters.

Critical Accounting Estimates

Our significant accounting policies are described in [Note 1. Summary of Significant Accounting Policies](#) to the consolidated financial statements. The preparation of the financial statements requires that management make judgments, assumptions and estimates in applying these accounting policies. Those judgments are normally based on knowledge and experience about past and current events and on assumptions about future events. Critical accounting estimates require management to make assumptions about matters that are highly uncertain at the time of the estimate and a change in these estimates may have a material impact on our financial position or results of operations. Significant judgments and estimates made by our management include expenses and liabilities related to inventories, pensions and other postretirement benefits ("OPEB"), deferred tax assets and property, plant and equipment. Our management has discussed the development and selection of these critical accounting estimates with the audit committee of our Board of Directors and the Audit Committee has reviewed our disclosure.

Inventories

Our inventories are stated at lower of cost or net realizable value ("NRV").

Our estimate of the market value of our inventories involves establishing a net realizable value for both finished goods and the components of inventory that will be converted to finished goods, raw materials and work in process. This requires management to use its judgment when making assumptions about future selling prices and the costs to complete our inventory during the period in which it will be sold.

Our assumptions are subject to inherent uncertainties given the volatility surrounding the market price for primary aluminum sales and the market price for our major inputs, alumina and electrical power.

Although we believe that the assumptions used to estimate the market value of our inventory are reasonable, actual market conditions at the time our inventory is sold may be more or less favorable than management's current estimates.

Pension and Other Postretirement Benefit Liabilities

We sponsor several pension and other OPEB plans. Our liabilities under these defined benefit plans are determined using methodologies that involve several actuarial assumptions, the most significant of which are the discount rate, health care cost inflation rate and the long-term rate of return on plan assets. We review our actuarial assumptions on an annual basis and make modifications to the assumptions when appropriate.

Discount Rate Selection

We select a discount rate for purposes of measuring obligations under defined benefit plans by matching cash flows separately for each plan to the yields on high-quality zero coupon bonds. We use the Ryan Above Median Yield Curve (the "Ryan Curve"). We believe the projected cash flows used to determine the Ryan Curve rate provide a good approximation of the timing and amounts of our defined benefit payments under our plans and no adjustment to the Ryan Curve rate has been made.

Weighted Average Discount Rate Assumption for:

	<u>2019</u>	<u>2018</u>
Pension plans	3.26%	4.39%
OPEB plans	3.07%	4.27%

A change of a half percentage point in the discount rate for our defined benefit plans would have the following effects on our obligations under these plans as of December 31, 2019:

Effect of changes in the discount rates on the Projected Benefit Obligations for:	50 basis point increase	50 basis point decrease
	(dollars in millions)	
Pension plans	\$ (21.1)	\$ 23.5
OPEB plans	(5.2)	5.4

Medical Trend Rate

Measurement of our postretirement benefit obligations requires the use of several assumptions about factors that will affect the amount and timing of future benefit payments. The assumed health care cost trend rates are the most critical estimates for measurement of the postretirement benefit obligation. Changes in the health care cost trend rates have a significant effect on the amounts reported for the health care benefit obligation.

Medical cost inflation is initially estimated to be 6.4% and 7.05% for pre and post-65 participants, respectively, declining to 4.5% over eleven years and thereafter. A one-percentage-point change in the assumed health care cost trend rate would have had the following effects in 2019:

	<u>1% Increase</u>	<u>1% Decrease</u>
	(dollars in millions)	
Effect on total of service and interest cost components	\$ 0.6	\$ (0.5)
Effect on accumulated postretirement benefit obligation	10.1	(8.7)

Long-term Rate of Return on Plan Assets Assumption

Our expected long-term rate of return on plan assets is derived from our asset allocation strategies and anticipated future long-term performance of individual asset classes. Our analysis gives consideration to recent plan performance and historical returns; however, the assumptions are primarily based on long-term, prospective rates of return. The weighted average long-term rate of return on plan assets for our defined benefit pension plans is 7.25% for 2019.

Based on information provided by independent actuaries and other relevant sources, the Company believes that the assumptions used to estimate expenses, assets and liabilities of pensions and other postretirement benefits are reasonable; however, changes in these assumptions could impact the Company's financial position, results of operations or cash flows.

Deferred Income Tax Assets

We regularly assess the likelihood that deferred tax assets will be recovered from future taxable income. To the extent we believe that it is more likely than not that a deferred tax asset will not be realized, a valuation allowance is established. The amount of a valuation allowance is based upon our best estimate of our ability to realize the net deferred tax assets. We have a valuation allowance of \$492.4 million recorded for all of our U.S. deferred tax assets and a portion of our Icelandic deferred tax assets as of December 31, 2019.

Property, Plant and Equipment Impairment

We review our property, plant and equipment for impairment whenever events or circumstances indicate that the carrying amount of these assets (asset group) may not be recoverable. The carrying amount of the assets (asset group) is not recoverable if it exceeds the sum of the undiscounted cash flows expected to result from the use and eventual disposition of the assets (asset group). In that case, an impairment loss would be recognized for the amount by which the carrying amount exceeds the fair value of the assets (asset group), with the fair value determined using a discounted cash flow calculation. These estimates of future cash flows include management's assumptions about the expected use of the assets (asset group), the remaining useful life, expenditures to maintain the service potential, market and cost assumptions.

Determination as to whether and how much an asset is impaired involves significant management judgment involving highly uncertain matters, including estimating the future sales volumes, future selling prices and costs, alternative uses for the asset, and estimated proceeds from the disposal of the asset.

Other Contingencies

We are a defendant in several actions relating to various aspects of our business. While it is impossible to predict the ultimate disposition of any litigation, we do not believe that any of these lawsuits, either individually or in the aggregate, will have a material adverse effect on our financial condition, results of operations or liquidity. See [Note 15. Commitments and Contingencies](#) to the consolidated financial statements included herein for additional information.

Recently Issued Accounting Standards Updates

Information regarding recently issued accounting pronouncements is included in [Note 1. Summary of Significant Accounting Policies](#) to the consolidated financial statements included herein.

Contractual Obligations

In the normal course of business, we have entered into various contractual obligations that will be settled in cash. These obligations consist primarily of long-term debt obligations and purchase obligations. The expected future cash flows required to meet these obligations through the year 2029 are shown in the table below. More information is available about these contractual obligations in the notes to the consolidated financial statements included herein.

	Payments Due by Period						
	Total	2020	2021	2022	2023	2024	Thereafter
	(dollars in millions)						
Long-term debt ⁽¹⁾	\$ 298	\$ 20	\$ 270	\$ —	\$ —	\$ —	\$ 8
Estimated interest payments ⁽²⁾	30	21	9	—	—	—	—
Operating lease obligations ⁽³⁾	43	5	3	3	2	2	28
Purchase obligations ⁽⁴⁾	1,864	555	309	317	254	220	209
Other long-term liabilities ⁽⁵⁾	19	8	3	2	1	5	—
Total	\$ 2,254	609	594	322	257	227	245

- (1) Long-term debt includes principal repayments on our 2021 Notes, Hawesville Term Loan, and the IRB. Payments are based on the assumption that all outstanding debt instruments will remain outstanding until their respective due dates. For our contingent obligation, based on the LME forward market prices for primary aluminum at December 31, 2019 and management's estimate of the LME forward market for periods beyond the quoted periods, we believe that we will not have any payment obligations through the term of the agreement, which expires in 2028.
- (2) Estimated interest payments on our long-term debt assume that all outstanding debt instruments will remain outstanding until their respective due dates. Our estimated future interest payments for any debt with a variable rate are based on the assumption that the December 31, 2019 rate for that debt continues until the respective due date. We assume that no interest payments on the contingent obligation will be paid through the term of agreement, see above.
- (3) Operating leases include long-term leases for land, office space, automobiles, and mobile equipment.
- (4) Purchase obligations include long-term alumina and power contracts, excluding market-based power and raw material requirements contracts. For contracts with LME-based pricing provisions, including our long-term Icelandic power contracts, we assumed a LME price using the LME forward curve as of December 31, 2019.
- (5) Other long-term liabilities include asset retirement obligations. Asset retirement obligations are primarily estimated disposal costs for spent potliner used in the reduction cells of our domestic smelters.

Material Commitments

We also have outstanding commitments related to pension, supplemental executive retirement benefit ("SERB") plans, OPEB and workers' compensation obligations. As of December 31, 2019, estimated future payments related to these obligations through the year 2029 amount to approximately \$187 million, \$17 million, \$69 million and \$10 million, respectively.

Item 7A. Quantitative and Qualitative Disclosures about Market Risk

Commodity Price and Raw Material Costs Sensitivities

Aluminum is an internationally traded commodity, and its price is effectively determined on the LME plus any regional premium (e.g. the Midwest premium for aluminum sold in the United States and the European Duty Paid premium for metal sold into Europe) and any product premiums. From time to time, we may manage our exposure to fluctuations in the LME price of primary aluminum and/or the regional premium through financial instruments designed to protect our downside price risk exposure. From time to time, we also enter into financial contracts to offset fixed price sales arrangements with certain of our customers (the "fixed for floating swaps").

We are also exposed to price risk for alumina which is one of the largest components of our cost of goods sold. Some of the alumina we purchase is priced based on a published alumina index. As a result, our cost structure is exposed to market fluctuations and price volatility. Because we sell our products based principally on the LME price for primary aluminum, regional premiums and value-added product premiums, we are not able to directly pass on increased production costs to our

customers. From time to time, we may manage our exposure to fluctuations in our alumina costs by purchasing certain of our alumina requirements under supply contracts with prices tied to the same indices as our aluminum sales contracts (the LME price of primary aluminum).

Market-Based Power Price Sensitivity

Market-Based Electrical Power Agreements

Hawesville and Sebree have market-based electrical power agreements pursuant to which EDF and Kenergy purchase electrical power on the open market and pass it through at MISO energy pricing, plus transmission and other costs incurred by them. Seventy-five percent (75%) of Mt. Holly's electric power requirements were supplied at rates based on natural gas prices. See [Item 1. Business - Key Production Costs - Electrical Power Supply Agreements](#) for additional information about these market-based power agreements.

Power is supplied to Grundartangi from hydroelectric and geothermal sources under long-term power purchase agreements. These power purchase agreements, which will expire on various dates from 2023 through 2036 (subject to extension), primarily provide power at LME-based variable rates. However, the price of approximately thirty percent (30%) of Grundartangi's power requirements is linked to the market price for power in the Nord Pool power market. From time to time, we may manage our exposure to fluctuations in the market price of power through financial instruments designed to protect our downside risk exposure.

Electrical Power Price Sensitivity

With the movement toward market-based power supply agreements, we have increased our electrical power price risk for our operations, whether due to fluctuations in the price of power available on the MISO or Nord Pool power markets or the price of natural gas. Power represents one of our largest operating costs, so changes in the price and/or availability of market power could significantly impact the profitability and viability of our operations. Transmission line outages, problems with grid stability or limitations on energy import capability could also increase power prices, disrupt production through pot instability or force a curtailment of all or part of the production at these facilities. In addition, indirect factors that lead to power cost increases, such as any increasing prices for natural gas or coal, fluctuations in or extremes in weather patterns or new or more stringent environmental regulations may severely impact our financial condition, results of operations and liquidity.

The consumption shown in the table below reflects each operation at 100% production capacity and does not reflect partial production curtailments.

Electrical power price sensitivity by location:

	Hawesville	Sebree	Mt. Holly	Grundartangi	Total
Expected average load (in megawatts ("MW"))	482	385	400	537	1,804
Annual expected electrical power usage (in megawatt hours ("MWh"))	4,222,320	3,372,600	3,504,000	4,704,120	15,803,040
Annual cost impact of an increase or decrease of \$1 per MWh (in millions)	\$ 4.2	\$ 3.4	\$ 3.5	\$ 4.7	\$ 15.8

Foreign Currency

We are exposed to foreign currency risk due to fluctuations in the value of the U.S. dollar as compared to the Iceland krona ("ISK"), the euro, the Chinese renminbi and other currencies. Grundartangi's labor costs, part of its maintenance costs and other local services are denominated in ISK and a portion of its anode costs are denominated in euros and Chinese renminbi. We also have deposits denominated in ISK in Icelandic banks, and our estimated payments of Icelandic income taxes and any associated refunds are denominated in ISK. Further, Vlissingen's labor costs, maintenance costs and other local services are denominated in euros and our existing Nord Pool power price swaps described above are settled in euros. As a result, an increase or decrease in the value of those currencies relative to the U.S. dollar would affect Grundartangi's operating margins.

We may manage our exposure by entering into foreign currency forward contracts or option contracts for forecasted transactions and projected cash flows for foreign currencies in future periods. In 2018, we entered into financial contracts to hedge the risk of fluctuations associated with the euro under our power price swaps described above (the "FX swaps").

Natural Economic Hedges

Any analysis of our exposure to the commodity price of aluminum should consider the impact of natural hedges provided by certain contracts that contain pricing indexed to the LME price for primary aluminum. In 2019, certain of our alumina contracts and a substantial portion of Grundartangi's electrical power requirements were indexed to the LME price for primary aluminum and provide a natural hedge for a portion of our production.

Risk Management

Any metals, power, natural gas and foreign currency risk management activities are subject to the control and direction of senior management within guidelines established by Century's Board of Directors. These activities are regularly reported to Century's Board of Directors.

Fair Values and Sensitivity Analysis

The following tables present the fair value of our derivative asset and liabilities as of year end 2019 and 2018 and the effect on the fair value of a hypothetical ten percent (10%) adverse change in the market prices in effect at December 31, 2019 and 2018. Our risk management activities do not include any trading or speculative transactions.

	Asset Fair Value		Fair Value with 10% Adverse Price Change	
	2019	2018	2019	2018
Commodity contracts ⁽¹⁾	\$ 19.7	\$ 8.2	\$ (2.7)	\$ (1.1)
Foreign exchange contracts ⁽²⁾	—	—	—	—
Total	\$ 19.7	\$ 8.2	\$ (2.7)	\$ (1.1)

	Liability Fair Value		Liability Fair Value with 10% Adverse Price Change	
	2019	2018	2019	2018
Commodity contracts ⁽¹⁾	\$ 3.6	\$ 2.2	\$ 7.1	\$ 5.4
Foreign exchange contracts ⁽²⁾	0.6	0.3	1.2	1.6
Total	\$ 4.2	\$ 2.5	\$ 8.3	\$ 7.0

⁽¹⁾ Commodity contracts reflect our outstanding LME forward financial sales contracts, MWP forward financial sales contracts, contracts relating to the restart of Hawesville's Line 4 ("Hawesville L4 power price swaps"), fixed for floating swaps, and Nord Pool power price swaps.

⁽²⁾ Foreign exchange contracts reflect our outstanding "FX swaps."

Item 8. Financial Statements and Supplementary Data

INDEX TO FINANCIAL STATEMENTS

	<u>Page</u>
Reports of Independent Registered Public Accounting Firm	38
Consolidated Statements of Operations for the Years Ended December 31, 2019, 2018 and 2017	40
Consolidated Statements of Comprehensive Income (Loss) for the Years Ended December 31, 2019, 2018 and 2017	41
Consolidated Balance Sheets at December 31, 2019 and 2018	42
Consolidated Statements of Shareholders' Equity for the Years Ended December 31, 2019, 2018 and 2017	43
Consolidated Statements of Cash Flows for the Years Ended December 31, 2019, 2018 and 2017	44
Notes to the Consolidated Financial Statements	46

REPORT OF INDEPENDENT REGISTERED PUBLIC ACCOUNTING FIRM

To the shareholders and the Board of Directors of Century Aluminum Company

Opinion on the Financial Statements

We have audited the accompanying consolidated balance sheets of Century Aluminum Company and subsidiaries (the "Company") as of December 31, 2019 and 2018, the related consolidated statements of operations, comprehensive income (loss), shareholders' equity, and cash flows, for each of the three years in the period ended December 31, 2019, and the related notes (collectively referred to as the "financial statements"). In our opinion, the financial statements present fairly, in all material respects, the financial position of the Company as of December 31, 2019 and 2018, and the results of its operations and its cash flows for each of the three years in the period ended December 31, 2019, in conformity with accounting principles generally accepted in the United States of America.

We have also audited, in accordance with the standards of the Public Company Accounting Oversight Board (United States) (PCAOB), the Company's internal control over financial reporting as of December 31, 2019, based on criteria established in *Internal Control - Integrated Framework (2013)* issued by the Committee of Sponsoring Organizations of the Treadway Commission, and our report dated February 27, 2020, expressed an unqualified opinion on the Company's internal control over financial reporting.

Basis for Opinion

These financial statements are the responsibility of the Company's management. Our responsibility is to express an opinion on the Company's financial statements based on our audits. We are a public accounting firm registered with the PCAOB and are required to be independent with respect to the Company in accordance with the U.S. federal securities laws and the applicable rules and regulations of the Securities and Exchange Commission and the PCAOB.

We conducted our audits in accordance with the standards of the PCAOB. Those standards require that we plan and perform the audit to obtain reasonable assurance about whether the financial statements are free of material misstatement, whether due to error or fraud. Our audits included performing procedures to assess the risks of material misstatement of the financial statements, whether due to error or fraud, and performing procedures that respond to those risks. Such procedures included examining, on a test basis, evidence regarding the amounts and disclosures in the financial statements. Our audits also included evaluating the accounting principles used and significant estimates made by management, as well as evaluating the overall presentation of the financial statements. We believe that our audits provide a reasonable basis for our opinion.

/s/ Deloitte & Touche LLP

Chicago, Illinois
February 27, 2020

We have served as the Company's auditor since 1992.

REPORT OF INDEPENDENT REGISTERED PUBLIC ACCOUNTING FIRM

To the shareholders and the Board of Directors of Century Aluminum Company

Opinion on Internal Control over Financial Reporting

We have audited the internal control over financial reporting of Century Aluminum Company and subsidiaries (the "Company") as of December 31, 2019, based on criteria established in *Internal Control - Integrated Framework (2013)* issued by the Committee of Sponsoring Organizations of the Treadway Commission (COSO). In our opinion, the Company maintained, in all material respects, effective internal control over financial reporting as of December 31, 2019, based on criteria established in *Internal Control - Integrated Framework (2013)* issued by COSO.

We have also audited, in accordance with the standards of the Public Company Accounting Oversight Board (United States) (PCAOB), the consolidated financial statements as of and for the year ended December 31, 2019, of the Company and our report dated February 27, 2020, expressed an unqualified opinion on those financial statements.

Basis for Opinion

The Company's management is responsible for maintaining effective internal control over financial reporting and for its assessment of the effectiveness of internal control over financial reporting, included in the accompanying management report on Internal Control over Financial Reporting. Our responsibility is to express an opinion on the Company's internal control over financial reporting based on our audit. We are a public accounting firm registered with the PCAOB and are required to be independent with respect to the Company in accordance with the U.S. federal securities laws and the applicable rules and regulations of the Securities and Exchange Commission and the PCAOB.

We conducted our audit in accordance with the standards of the PCAOB. Those standards require that we plan and perform the audit to obtain reasonable assurance about whether effective internal control over financial reporting was maintained in all material respects. Our audit included obtaining an understanding of internal control over financial reporting, assessing the risk that a material weakness exists, testing and evaluating the design and operating effectiveness of internal control based on the assessed risk, and performing such other procedures as we considered necessary in the circumstances. We believe that our audit provides a reasonable basis for our opinion.

Definition and Limitations of Internal Control over Financial Reporting

A company's internal control over financial reporting is a process designed to provide reasonable assurance regarding the reliability of financial reporting and the preparation of financial statements for external purposes in accordance with generally accepted accounting principles. A company's internal control over financial reporting includes those policies and procedures that (1) pertain to the maintenance of records that, in reasonable detail, accurately and fairly reflect the transactions and dispositions of the assets of the company; (2) provide reasonable assurance that transactions are recorded as necessary to permit preparation of financial statements in accordance with generally accepted accounting principles, and that receipts and expenditures of the company are being made only in accordance with authorizations of management and directors of the company; and (3) provide reasonable assurance regarding prevention or timely detection of unauthorized acquisition, use, or disposition of the company's assets that could have a material effect on the financial statements.

Because of its inherent limitations, internal control over financial reporting may not prevent or detect misstatements. Also, projections of any evaluation of effectiveness to future periods are subject to the risk that controls may become inadequate because of changes in conditions, or that the degree of compliance with the policies or procedures may deteriorate.

/s/ Deloitte & Touche LLP

Chicago, Illinois
February 27, 2020

CENTURY ALUMINUM COMPANY
CONSOLIDATED STATEMENTS OF OPERATIONS

(in millions, except per share amounts)

	Year Ended December 31,		
	2019	2018	2017
NET SALES:			
Related parties	\$ 1,191.6	\$ 1,204.5	\$ 1,198.1
Other customers	645.0	688.7	391.0
Total net sales	1,836.6	1,893.2	1,589.1
Cost of goods sold	1,860.5	1,916.1	1,457.8
Gross profit (loss)	(23.9)	(22.9)	131.3
Selling, general and administrative expenses	47.4	40.2	44.8
Helguvik (gains) losses	—	(4.5)	(7.3)
Ravenswood (gains) losses	—	—	(5.5)
Other operating expense - net	0.8	0.4	2.1
Operating income (loss)	(72.1)	(59.0)	97.2
Interest expense – term loan	(2.1)	—	—
Interest expense	(23.0)	(22.4)	(22.2)
Interest income	0.8	1.5	1.4
Net gain (loss) on forward and derivative contracts	12.0	6.3	(16.5)
Other income (expense) - net	(1.1)	3.0	(4.5)
Income (loss) before income taxes and equity in earnings of joint ventures	(85.5)	(70.6)	55.4
Income tax benefit (expense)	8.4	0.2	(7.6)
Income (loss) before equity in earnings of joint ventures	(77.1)	(70.4)	47.8
Loss on sale of BHH	(4.3)	—	—
Equity in earnings of joint ventures	0.6	4.2	0.8
Net income (loss)	\$ (80.8)	\$ (66.2)	\$ 48.6
INCOME (LOSS) PER COMMON SHARE:			
Basic and diluted	\$ (0.91)	\$ (0.76)	\$ 0.51

See notes to consolidated financial statements.

CENTURY ALUMINUM COMPANY
CONSOLIDATED STATEMENTS OF COMPREHENSIVE INCOME (LOSS)
(in millions)

	Year Ended December 31,		
	2019	2018	2017
Comprehensive income (loss):			
Net income (loss)	\$ (80.8)	\$ (66.2)	\$ 48.6
Other comprehensive income (loss) before income tax effect:			
Net income (loss) on foreign currency cash flow hedges reclassified as income	(0.2)	(0.2)	(0.2)
Defined benefit plans and other postretirement benefits:			
Net gain (loss) arising during the period	(12.7)	(6.8)	(7.2)
Prior service benefit (cost) arising during the period	—	(0.6)	27.4
Amortization of prior service benefit (cost) during the period	(4.8)	(7.1)	(4.9)
Amortization of net gain (loss) during the period	8.9	9.2	8.6
Other comprehensive income (loss) before income tax effect	(8.8)	(5.5)	23.7
Income tax effect	(1.0)	(1.5)	(1.5)
Other comprehensive income (loss)	(9.8)	(7.0)	22.2
Total comprehensive income (loss)	<u>\$ (90.6)</u>	<u>\$ (73.2)</u>	<u>\$ 70.8</u>

See notes to consolidated financial statements.

CENTURY ALUMINUM COMPANY
CONSOLIDATED BALANCE SHEETS

(in millions)

	December 31,	
	2019	2018
ASSETS		
Cash and cash equivalents	\$ 38.9	\$ 38.9
Restricted cash	0.8	0.8
Accounts receivable - net	70.1	82.5
Due from affiliates	30.1	22.7
Inventories	320.6	343.8
Derivative assets	14.6	4.1
Prepaid and other current assets	12.2	13.9
Total current assets	487.3	506.7
Property, plant and equipment - net	949.2	967.3
Other assets	62.7	63.5
Due from affiliates - less current portion	0.5	\$ —
TOTAL	\$ 1,499.7	\$ 1,537.5
LIABILITIES AND SHAREHOLDERS' EQUITY		
LIABILITIES:		
Accounts payable, trade	\$ 97.1	\$ 119.4
Due to affiliates	32.9	10.3
Accrued and other current liabilities	65.5	75.8
Accrued employee benefits costs	10.4	11.0
Hawesville term loan	20.0	—
Industrial revenue bonds	7.8	7.8
Total current liabilities	233.7	224.3
Senior notes payable	249.2	248.6
Hawesville term loan - less current portion	20.0	—
Accrued pension benefits costs - less current portion	60.8	50.9
Accrued postretirement benefits costs - less current portion	100.7	101.2
Other liabilities	42.4	46.0
Leases - right of use liabilities	22.8	—
Deferred taxes	95.1	104.3
Total noncurrent liabilities	591.0	551.0
COMMITMENTS AND CONTINGENCIES (NOTE 15)	—	—
SHAREHOLDERS' EQUITY:		
Preferred stock (Note 7)	0.0	0.0
Common stock (Note 7)	1.0	1.0
Additional paid-in capital	2,526.5	2,523.0
Treasury stock, at cost	(86.3)	(86.3)
Accumulated other comprehensive loss	(109.8)	(98.7)
Accumulated deficit	(1,656.4)	(1,576.8)
Total shareholders' equity	675.0	762.2
TOTAL	\$ 1,499.7	\$ 1,537.5

See notes to consolidated financial statements.

CENTURY ALUMINUM COMPANY
CONSOLIDATED STATEMENTS OF SHAREHOLDERS' EQUITY

(in millions)

	Preferred stock	Common stock	Additional paid-in capital	Treasury stock, at cost	Accumulated other comprehensive loss	Accumulated deficit	Total shareholders' equity
Balance, December 31, 2016	\$ —	\$ 0.9	\$ 2,515.1	\$ (86.3)	\$ (113.9)	\$ (1,559.3)	\$ 756.7
Net income – 2017	—	—	—	—	—	48.6	48.6
Other comprehensive income	—	—	—	—	22.2	—	22.2
Share-based compensation	—	0.0	2.3	—	—	—	2.3
Conversion of preferred stock to common stock	—	0.0	0.0	—	—	—	—
Balance, December 31, 2017	\$ 0.0	\$ 0.9	\$ 2,517.4	\$ (86.3)	\$ (91.7)	\$ (1,510.7)	\$ 829.6
Net loss – 2018	—	—	—	—	—	(66.2)	(66.2)
Other comprehensive loss	—	—	—	—	(7.0)	—	(7.0)
Share-based compensation	—	0.1	5.6	—	—	—	5.7
Conversion of preferred stock to common stock	—	0.0	(0.0)	—	—	—	—
Balance, December 31, 2018	\$ 0.0	\$ 1.0	\$ 2,523.0	\$ (86.3)	\$ (98.7)	\$ (1,576.8)	\$ 762.2
Impact of ASU 2018-02*	—	—	—	—	(1.3)	1.3	—
Net loss – 2019	—	—	—	—	—	(80.8)	(80.8)
Other comprehensive loss	—	—	—	—	(9.8)	—	(9.8)
Share-based compensation	—	0.0	3.4	—	—	—	3.4
Conversion of preferred stock to common stock	—	0.0	0.0	—	—	—	—
Balance, December 31, 2019	\$ 0.0	\$ 1.0	\$ 2,526.5	\$ (86.3)	\$ (109.8)	\$ (1,656.4)	\$ 675.0

*ASU 2018-02. See Note 14. Income Taxes for further information regarding our adoption of ASU 2018-02.

See notes to consolidated financial statements.

CENTURY ALUMINUM COMPANY
CONSOLIDATED STATEMENTS OF CASH FLOWS

(in millions)

	Year Ended December 31,		
	2019	2018	2017
CASH FLOWS FROM OPERATING ACTIVITIES:			
Net income (loss)	\$ (80.8)	\$ (66.2)	\$ 48.6
Adjustments to reconcile net income (loss) to net cash provided by (used in) operating activities:			
Lower of cost or NRV inventory adjustment	18.8	36.5	(1.1)
Unrealized (gains) on forward and derivative contracts	(11.4)	(6.5)	—
Depreciation and amortization	83.2	90.1	84.2
Helgøvik (gains) losses	—	(4.5)	(7.3)
Ravenswood (gains) losses	—	—	(5.5)
Net loss on sale of BHH	4.3	—	—
Other non-cash items - net	(5.9)	(13.2)	(6.7)
Change in operating assets and liabilities:			
Accounts receivable - net	12.4	(39.4)	(30.6)
Due from affiliates	(7.1)	(12.4)	6.3
Inventories	4.4	(62.8)	(67.5)
Prepaid and other current assets	2.7	(0.9)	7.8
Accounts payable, trade	(25.2)	30.5	4.7
Due to affiliates	22.6	(10.1)	4.8
Accrued and other current liabilities	2.7	(11.1)	14.5
Ravenswood retiree legal settlement	(2.0)	(2.0)	(5.0)
Other - net	(1.0)	2.9	4.3
Net cash provided by (used in) operating activities	17.7	(69.1)	51.5
CASH FLOWS FROM INVESTING ACTIVITIES:			
Purchase of property, plant and equipment	(59.6)	(83.0)	(31.8)
Proceeds from sale of property, plant and equipment	—	0.1	14.4
Proceeds from sale of joint venture	20.8	—	—
Net cash (used in) investing activities	(38.8)	(82.9)	(17.4)
CASH FLOWS FROM FINANCING ACTIVITIES:			
Borrowings under revolving credit facilities	388.1	120.1	1.3
Repayments under revolving credit facilities	(407.3)	(96.8)	(1.3)
Other short-term borrowings	3.4	—	—
Repayment on other short-term borrowings	(3.4)	—	—
Borrowings under term loan	40.0	—	—
Issuance of common stock	0.3	0.4	0.4
Net cash provided by financing activities	21.1	23.7	0.4
CHANGE IN CASH, CASH EQUIVALENTS, AND RESTRICTED CASH	—	(128.3)	34.5
Cash, cash equivalents and restricted cash, beginning of year	39.7	168.0	133.5
Cash, cash equivalents and restricted cash, end of year	\$ 39.7	\$ 39.7	\$ 168.0

Supplemental Cash Flow Information:

Cash paid for:

Interest	\$	21.8	\$	19.7	\$	19.5
Taxes		0.5		13.1		5.6

Non-cash investing activities:

Capital expenditures		3.0		8.0		0.6
----------------------	--	-----	--	-----	--	-----

See notes to consolidated financial statements.

CENTURY ALUMINUM COMPANY
NOTES TO THE CONSOLIDATED FINANCIAL STATEMENTS
(amounts in millions, except share and per share amounts)

1. Summary of Significant Accounting Policies

Organization — Century Aluminum Company ("Century Aluminum," "Century," the "Company", "we", "us", "our" or "ours") is a holding company, whose principal subsidiaries are Century Kentucky, Inc. (together with its subsidiaries, "CAKY"), Nordural ehf ("Nordural"), Century Aluminum Sebree LLC ("Century Sebree") and Century Aluminum of South Carolina ("CASC"). CAKY operates a primary aluminum reduction facility in Hawesville, Kentucky ("Hawesville"). Nordural Grundartangi ehf, a subsidiary of Nordural, operates a primary aluminum reduction facility in Grundartangi, Iceland ("Grundartangi"). Century Sebree operates a primary aluminum reduction facility in Robards, Kentucky ("Sebree"). CASC operates a primary aluminum reduction facility in Goose Creek, South Carolina ("Mt. Holly"). Nordural Helguvik ehf, a subsidiary of Nordural, owns a greenfield primary aluminum project in Helguvik, Iceland ("Helguvik" or the "Helguvik project"), construction of which is currently curtailed.

In addition to our primary aluminum assets, our subsidiary, Century Aluminum Vlissingen B.V., owns and operates a carbon anode production facility located in Vlissingen, the Netherlands ("Vlissingen"). Carbon anodes are used in the production of primary aluminum and Vlissingen currently supply carbon anodes to Grundartangi.

As of December 31, 2019, Glencore owns 42.9% of Century's outstanding common stock (46.9% on a fully-diluted basis assuming the conversion of all of the Series A Convertible Preferred Stock) and all of our outstanding Series A Convertible Preferred Stock. See [Note 7. Shareholders' Equity](#) for a full description of our outstanding Series A Convertible Preferred Stock. From time to time Century and Glencore enter into various transactions for the purchase and sale of primary aluminum, purchase and sale of alumina, tolling agreements and certain forward financial contracts. See [Note 2. Related Party Transactions](#).

Basis of Presentation — The consolidated financial statements include the accounts of Century Aluminum Company and our subsidiaries, after elimination of all intercompany transactions and accounts.

The consolidated financial statements are prepared in accordance with generally accepted accounting principles in the United States ("U.S. GAAP"). The preparation of financial statements in conformity with U.S. GAAP requires management to make estimates and assumptions that affect the reported amounts of assets and liabilities and disclosures of contingent assets and liabilities at the date of the financial statements and the reported amounts of revenues and expenses during the reporting period. Actual results could differ from those estimates.

Revenue recognition — See [Note 3. Revenue](#).

Cash and Cash Equivalents — Cash and cash equivalents are comprised of cash, money market funds and short-term investments having original maturities of three months or less. The carrying amount of cash equivalents approximates fair value.

Accounts Receivable and Due from Affiliates — These amounts are net of an allowance for uncollectible accounts and credit memos of \$1.0 million at December 31, 2019 and 2018.

Inventories — Our inventories are stated at the lower of cost or net realizable value, using the first-in, first-out ("FIFO") and the weighted average cost method. Due to the nature of our business, our inventory values are subject to market price changes and these changes can have a significant impact on cost of goods sold and gross profit in any period. Reductions in net realizable value below cost basis at the end of a period will have an impact on our cost of goods sold as this inventory is sold in subsequent periods.

Property, Plant and Equipment — Property, plant and equipment is stated at cost. Additions and improvements are capitalized. Asset and accumulated depreciation accounts are relieved for dispositions with resulting gains or losses included in Other income (expense) – net. Maintenance and repairs are expensed as incurred. Depreciation of plant and equipment is provided for by the straight-line method over the following estimated useful lives:

Building and improvements	10 to 45 years
Machinery and equipment	5 to 35 years
Technology and software	3 to 7 years

CENTURY ALUMINUM COMPANY
NOTES TO THE CONSOLIDATED FINANCIAL STATEMENTS
(amounts in millions, except share and per share amounts)

During 2019, we continued our efforts to restart the curtailed capacity at our Hawesville facility and rebuild the two potlines that we continued to operate past their expected life cycle. The nature, size and scope of this effort represents a discrete construction project. All associated costs that meet the capitalization criteria will be capitalized as a component of property, plant and equipment.

Impairment of long-lived assets — We evaluate our property, plant and equipment for potential impairment whenever events or circumstances indicate that the carrying amount of these assets may not be recoverable. If deemed unrecoverable, an impairment loss would be recognized for the amount by which the carrying amount exceeds the fair value of the assets. Impairment evaluation and fair value is based on estimates and assumptions that take into account our business plans and a long-term investment horizon.

Leases — See [Note 4. Leases](#).

Income Taxes — We account for income taxes using the asset and liability method, whereby deferred income taxes reflect the net tax effect of temporary differences between the carrying amounts of assets and liabilities for financial reporting purposes and the amounts used for income tax purposes. In evaluating our ability to realize deferred tax assets, we use judgment to determine if it is more likely than not that some portion or all of a deferred tax asset will not be realized, and if a corresponding valuation allowance is required.

Defined Benefit Pension and Other Postretirement Benefits — We sponsor defined benefit pension and OPEB plans for certain of our domestic hourly and salaried employees and a supplemental executive retirement benefit plan for certain current and former executive officers. Plan assets and obligations are measured annually or more frequently if there is a re-measurement event, based on the Company's measurement date utilizing various actuarial assumptions. We attribute the service costs for the plans over the working lives of plan participants. The effects of actual results differing from our assumptions and the effects of changing assumptions are considered actuarial gains or losses. Actuarial gains or losses are recorded in Accumulated Other Comprehensive Income (Loss).

We contribute to our defined benefit pension plans based upon actuarial and economic assumptions designed to achieve adequate funding of the projected benefit obligations and to meet the minimum funding requirements.

Postemployment Benefits — We provide certain postemployment benefits to certain former and inactive employees and their dependents during the period following employment, but before retirement. These benefits include salary continuance, supplemental unemployment and disability health care. We recognize the estimated future cost of providing postemployment benefits on an accrual basis over the active service life of the employee.

Derivatives and Hedging — As a global producer of primary aluminum, our operating results and cash flows from operations are subject to risk of fluctuations in the market prices of primary aluminum. We may from time to time enter into financial contracts to manage our exposure to such risk. Derivative instruments may consist of variable to fixed financial contracts and back-to-back fixed to floating arrangements for a portion of our sale of primary aluminum, where we receive fixed and pay floating prices from our customers and to counterparties, respectively.

From time to time, we may manage our exposure to fluctuations in the market price of power through financial instruments designed to protect our downside risk exposure. We are also exposed to foreign currency risk, and we may manage our exposure by entering into foreign currency forward contracts or option contracts for forecasted transactions and projected cash flows for foreign currencies in future periods. Our derivatives are not designated as cash flow hedges.

Derivative and hedging instruments are recorded in derivative assets, other assets, accrued and other current liabilities and other long term liabilities in the consolidated balance sheets at fair value. We value our derivative and hedging instruments using quoted market prices and other significant unobservable inputs.

We recognize changes in fair value and settlements of derivative instruments in net gain (loss) on forward and derivative contracts in the consolidated statements of operations as they occur.

We recognize unrealized gains on forward and derivative contracts as part of cash flows from operations in the consolidated statements of cash flows.

Foreign Currency — We are exposed to foreign currency risk due to fluctuations in the value of the U.S. dollar as compared to the Euro and the Icelandic krona ("ISK"). Grundartangi and Vlissingen use the U.S. dollar as their functional currency, as contracts for sales of aluminum and purchases of alumina and power are denominated in U.S. dollars. Transactions denominated in currencies other than the functional currency are recorded based on exchange rates at the time such transactions

CENTURY ALUMINUM COMPANY
NOTES TO THE CONSOLIDATED FINANCIAL STATEMENTS
(amounts in millions, except share and per share amounts)

arise and any transaction gains and losses are reflected in Other income (expense) – net in the consolidated statements of operations.

Financial Instruments — Receivables, certain life insurance policies, payables, borrowings under revolving credit facilities and debt related to industrial revenue bonds ("IRBs") are carried at amounts that approximate fair value.

Earnings per share — Basic earnings (loss) per share ("EPS") amounts are calculated by dividing earnings (loss) available to common stockholders by the weighted average number of common shares outstanding. Diluted EPS amounts assume the issuance of common stock for all potentially dilutive common shares outstanding. Because our capital structure consists of common stock and participating convertible preferred stock, we use the two-class method to calculate basic EPS, and incorporate the use of such method to determine diluted EPS.

Our Series A Convertible Preferred Stock is a non-cumulative perpetual participating convertible preferred stock with no set dividend preferences. In periods where we report net losses, we do not allocate these losses to the convertible preferred stock for the computation of basic or diluted EPS.

Asset Retirement Obligations — We are subject to environmental regulations which create certain legal obligations related to the normal operations of our domestic primary aluminum smelter operations. Our asset retirement obligations ("AROs") consist primarily of costs associated with the disposal of spent potliner used in the reduction cells of our domestic facilities. AROs are recorded on a discounted basis at the time the obligation is incurred (when the potliner is put in service) and accreted over time for the change in the present value of the liability. We capitalize the asset retirement costs by increasing the carrying amount of the related long-lived assets and depreciating these assets over their remaining useful lives.

Certain conditional asset retirement obligations ("CAROs") relate to the remediation of our primary aluminum facilities for hazardous material, such as landfill materials and asbestos which have not been recorded because they have an indeterminate settlement date. CAROs are a legal obligation to perform an asset retirement activity in which the timing and (or) method of settlement are conditional on a future event that may or may not be within our control.

Concentrations of Credit Risk — Financial instruments, which potentially expose us to concentrations of credit risk, consist principally of trade receivables. Our limited customer base increases our concentrations of credit risk with respect to trade receivables. We routinely assess the financial strength of our customers and collectability of our trade receivables.

Share-Based Compensation — We measure the cost of employee services received in exchange for an award of equity instruments based on the fair value of the award on the grant date. We recognize the cost over the period during which an employee is required to provide service in exchange for the award. We issue shares to satisfy the requirements of our share-based compensation plans. At this time, we do not plan to issue treasury shares to support our share-based compensation plans, but we may in the future. We award performance units to certain officers and employees. The performance units may be settled in cash or common stock at the discretion of the Board. We have not issued any stock options since 2009.

Recently Issued Accounting Standards

In June 2016, the Financial Accounting Standards Board ("FASB") issued Accounting Standards Update ("ASU") 2016-13, "Measurement of Credit Losses on Financial Instruments," which amends the Board's guidance on the impairment of financial instruments. The ASU adds an impairment model, known as the current expected credit loss (CECL) model, that is based on expected losses rather than incurred losses. Under the CECL model, an entity recognizes as an allowance its estimate of lifetime expected credit losses, based on historical experience, current conditions and reasonable and supportable forecasts. This replaces the existing incurred loss model and is applicable to the measurement of credit losses on certain financial instruments and other assets, including trade receivables. This ASU is effective for fiscal years, and interim periods within those fiscal years, beginning after December 15, 2019, including interim periods therein. Adoption will require a modified retrospective transition.

We have analyzed the scope and impact of the CECL model to our existing accounting policies and procedures. As a result, we evaluated our policies and history of collection for receivables, both from related parties and third party customers, related to the sale of primary aluminum (collectively, "trade receivables"). We do not have any other financial instruments or assets to which the CECL model will apply.

We do not have collection issues for trade receivable balances historically. We also have an existing policy and process to complete an upfront review of customer credit worthiness for new customers, and at least annually for existing customers.

CENTURY ALUMINUM COMPANY
NOTES TO THE CONSOLIDATED FINANCIAL STATEMENTS
(amounts in millions, except share and per share amounts)

Accordingly, we expect our historical trend of trade receivable collection to continue in the future. We will evaluate any future changes to our existing policies and economic conditions, that may result in future expected losses under the CECL model as circumstances arise. We will apply ASU 2016-03 beginning January 2020 and at this time, we do not expect the adoption to have a material effect on the Company's consolidated financial statements.

In August 2018, the FASB issued ASU 2018-13, "Disclosure Framework – Changes to the Disclosure Requirements for Fair Value Measurement," which changes the fair value measurement disclosure requirements of ASC 820. The ASU modifies the disclosure objective paragraphs of ASC 820 to eliminate "at a minimum" from the phrase "an entity shall disclose at a minimum" and other similar "open-ended" disclosure requirements to promote the appropriate exercise of discretion by entities. Under ASU 2018-13, entities are required to disclose the amount of total gains or losses for the period recognized in Other Comprehensive Income that is attributable to fair value changes in assets and liabilities categorized as Level 3 within the fair value hierarchy. The amendments under ASU 2018-13 also enhance the requirements for information currently provided regarding significant unobservable inputs for Level 3 fair value measurements. ASU 2018-13 eliminates the requirement for entities to disclose the reasons for and amounts of transfers between Level 1 and Level 2 investments. Entities are also no longer required to estimate and disclose the timing of liquidity events for investments measured at fair value. This ASU is effective for fiscal years beginning after December 15, 2019, including interim periods therein. We will apply ASU 2018-13 beginning January 2020 and do not expect the adoption to have a material effect on the Company's consolidated financial statements.

In August 2018, the FASB issued ASU 2018-14, "Disclosure Framework – Changes to the Disclosure Requirements for Defined Benefit Plans," which amends ASC 715-20, Compensation – Retirement Benefits – Defined Benefit Plans – General. This ASU modifies the disclosure requirements for employers that sponsor defined benefit pension or other postretirement plans by removing and adding certain disclosures for these plans. The eliminated disclosures include the amounts in accumulated OCI expected to be recognized in net periodic benefit costs over the next fiscal year and the effects of a one-percentage-point change in assumed health care cost trend rates on the net periodic benefit costs and the benefit obligation for postretirement health care benefits. The new disclosures include the interest crediting rates for cash balance plans, and an explanation of significant gains and losses related to changes in benefit obligations. The Company early adopted ASU 2018-14 during 2019 and applied the required retrospective transition method. The adoption, which is limited to disclosures only, did not have a material effect on the Company's consolidated financial statements.

2. Related Party Transactions

The significant related party transactions occurring during the years ended December 31, 2019, 2018 and 2017 are described below. We believe all of our transactions with Glencore and BHH were at prices that approximate market.

Glencore ownership

As of December 31, 2019, Glencore plc and its affiliates (together "Glencore") beneficially owned 42.9% of Century's outstanding common stock (46.9% on a fully-diluted basis assuming the conversion of all of the Series A Convertible Preferred Stock) and all of our outstanding Series A Convertible Preferred Stock. See [Note 7. Shareholders' Equity](#) for a full description of our outstanding Series A Convertible Preferred Stock. From time to time Century and Glencore enter into various transactions for the purchase and sale of primary aluminum, purchase and sale of alumina, tolling agreements, certain forward financial contracts and loan agreements.

Sales to Glencore

For the year ended December 31, 2019, we derived approximately 65% of our consolidated sales from Glencore.

Glencore purchases aluminum produced at our U.S. smelters at prices based on the LME plus the Midwest regional premium plus any additional market-based product premiums. Glencore purchases aluminum produced at our Grundartangi, Iceland smelter at prices based on the LME plus the European Duty Paid premium plus any additional market-based product premiums.

We have entered into agreements with Glencore pursuant to which we sell certain amounts of alumina at prices that approximate market. For the year ended December 31, 2019 we recorded \$28.7 million of revenue related to alumina sales to Glencore.

Purchases from Glencore

We purchase a portion of our alumina requirements from Glencore. Alumina purchases from Glencore during 2019 were priced based on a published alumina index.

Financial contracts with Glencore

We have certain financial contracts with Glencore. See [Note 19. Derivatives](#) regarding these forward financial sales contracts.

Hawesville Term Loan

On April 29, 2019, we entered into a loan agreement with Glencore Ltd. pursuant to which the Company borrowed \$40.0 million (the "Hawesville Term Loan"). See [Note 6. Debt](#) for additional information. Borrowings under the Hawesville Term Loan are being used to partially finance the second phase of the Hawesville restart project.

Ownership in Baise Haohai Carbon Co. Ltd. ("BHH")

On May 22 2019, Century Aluminum Asia Holdings Ltd. ("CAHL"), a wholly-owned subsidiary of Century Aluminum Company, entered into an equity transfer agreement with Guangxi Qiangqiang Carbon Co., Ltd. ("GQQ") pursuant to which GQQ acquired all of our 40% interest in BHH.

As consideration for the sale, GQQ paid us the full purchase price of RMB144.9 million (\$20.8 million) in cash in 2019. In connection with this sale, we recorded a loss of \$4.3 million, included in the Consolidated Statement of Operations for the year ended December 31, 2019.

CENTURY ALUMINUM COMPANY
NOTES TO THE CONSOLIDATED FINANCIAL STATEMENTS
(amounts in millions, except share and per share amounts)

Summary

A summary of the aforementioned significant related party transactions for the years ended December 31, 2019, 2018 and 2017 is as follows:

	Year Ended December 31,		
	2019	2018	2017
Net sales to Glencore	\$ 1,191.6	\$ 1,204.5	\$ 1,198.1
Purchases from Glencore	323.9	319.6	253.0
Purchases from BHH*	17.8	28.4	15.8

* Represents purchases prior to the sale of our 40% interest in BHH on May 22, 2019.

CENTURY ALUMINUM COMPANY
NOTES TO THE CONSOLIDATED FINANCIAL STATEMENTS
(amounts in millions, except share and per share amounts)

3. Revenue

We disaggregate our revenue by geographical region as follows:

Net Sales	Year ended December 31,		
	2019	2018	2017
United States	\$ 1,179.6	\$ 1,138.6	\$ 938.4
Iceland	657.0	754.6	650.7
Total	\$ 1,836.6	\$ 1,893.2	\$ 1,589.1

We enter into contracts to sell mainly primary aluminum to our customers. Revenue is recognized when our performance obligations with our customer are satisfied. Our obligations under the contracts are satisfied when we transfer control of our primary aluminum to our customer which is generally upon shipment or delivery to customer directed locations. The amount of consideration we receive, thus the revenue we recognize, is a function of volume delivered, market price of primary aluminum, as determined on the LME, plus regional premiums and any value-added product premiums.

The payment terms and conditions in our contracts vary and are not significant to our revenue. We complete an appropriate credit evaluation for each customer at contract inception. Customer payments are due in arrears and are recognized as accounts receivable - net and due from affiliates in our consolidated balance sheets. Accounts receivable - net decreased \$12.4 million from December 31, 2018 to December 31, 2019, due to timing of receivable collections.

In connection with our sales agreement with Glencore, we invoice Glencore prior to physical shipment of goods for a majority of production generated from each of our U.S. domestic smelters. For those sales, revenue is recognized only when Glencore has specifically requested such treatment and has made a commitment to purchase the product. The goods must be complete, ready for shipment and separated from other inventory with control over the goods passing to Glencore. We must retain no further performance obligations.

CENTURY ALUMINUM COMPANY
NOTES TO THE CONSOLIDATED FINANCIAL STATEMENTS
(amounts in millions, except share and per share amounts)

4. Leases

On January 1, 2019, we adopted ASC 842, “Leases” and the related amendments (“ASC 842”) using the modified retrospective transition method. Accordingly, the comparative information has not been restated and continues to be reported under the accounting standards in effect for those periods. The cumulative effect to retained earnings of initially applying this standard was zero.

In adopting ASC 842, we have not separated lease and non-lease components within our contracts and we have not recognized the impact of leases with terms of less than one year in the right of use asset (“ROUA”) and right of use liability (“ROUL”) balances recorded as part of the adoption of ASC 842. Furthermore, we elected the package of three practical expedients, which allowed us to not reassess whether expired or existing contracts contain leases, lease classification of existing leases, and whether previously capitalized initial direct costs would qualify for capitalization under ASC 842. We do not have any initial direct costs that were previously capitalized. As of December 31, 2019, our ROUA balance recorded in Leases-right of use assets as part of Non-current assets is \$25.2 million, our ROUL balance recorded as part of Accrued and other current liabilities is \$2.8 million and our ROUL balance recorded as part of noncurrent liabilities is \$22.8 million.

The undiscounted maturities of our operating lease liability balances are as follows (in millions):

Year	As of December 31, 2019	
2020	\$	4.5
2021		3.3
2022		2.6
2023		2.4
2024		2.4
Thereafter		27.5
Total		42.7
Less: Interest		(17.1)
ROUL	\$	25.6

We are a lessee in various agreements for the lease of office space, land, automobiles, and mobile equipment. All our leases are considered operating leases. The terms of our leases vary, including the lease term and the ability to renew or extend certain leases. As part of determining the lease term and potential extensions for purposes of calculating the ROUA and ROUL, we considered our historical practices related to renewal of certain leases. The weighted average remaining lease term for our operating leases as of December 31, 2019 is 13.6 years. Certain lease payment amounts are variable in nature and change periodically based on the local market consumer price index.

We used our incremental borrowing rate as the basis for the discount rate used to calculate the ROUA and ROUL for our operating leases. The incremental borrowing rate was determined on a lease-by-lease basis and is based on the rate of interest that we would have to pay to borrow on a collateralized basis over a similar term for an amount equal to our lease payments. We have considered the most likely financing options available for each lease based on the leased asset, legal entity party to the lease, economic environment in which the lease is denominated, the market conditions relative to the leased asset and our historical practices of obtaining financing for similar types of costs. The weighted average discount rate for our operating leases as of December 31, 2019 is 7.3%.

Total operating lease expense for 2019 was \$8.1 million, which includes short term lease expense of \$3.2 million. Total lease expense is included in cost of goods sold and selling, general, and administrative expenses on the Consolidated Statements of Operations. The full balance of operating lease expense is included in operating income on the Consolidated Statements of Operations. During 2019, we had cash outflows of \$4.2 million for amounts included in the ROUL balance at the beginning of the year related to our operating leases.

During 2019, we entered into new lease obligations, which resulted in \$1.4 million of additional right of use assets.

CENTURY ALUMINUM COMPANY
NOTES TO THE CONSOLIDATED FINANCIAL STATEMENTS
(amounts in millions, except share and per share amounts)

5. Fair Value Measurements

We measure certain of our assets and liabilities at fair value. Fair value represents the price that would be received to sell an asset or paid to transfer a liability in an orderly transaction between market participants at the measurement date.

In general, reporting entities should apply valuation techniques to measure fair value that maximize the use of observable inputs and minimize the use of unobservable inputs. Observable inputs are developed using market data and reflect assumptions that market participants would use when pricing the asset or liability. Unobservable inputs are developed using the best information available about the assumptions that market participants would use when pricing the asset or liability.

The fair value hierarchy provides transparency regarding the inputs we use to measure fair value. We categorize each fair value measurement in its entirety into the following three levels, based on the lowest level input that is significant to the entire measurement:

- Level 1 Inputs – quoted prices (unadjusted) in active markets for identical assets or liabilities that the reporting entity can access at the measurement date.
- Level 2 Inputs – inputs other than quoted prices included within Level 1 that are observable for the asset or liability, either directly or indirectly.
- Level 3 Inputs – unobservable inputs for the asset or liability.

Recurring Fair Value Measurements	As of December 31, 2019			
	Level 1	Level 2	Level 3	Total
ASSETS:				
Cash equivalents	\$ 23.3	\$ —	\$ —	\$ 23.3
Trust assets ⁽¹⁾	0.2	—	—	0.2
Surety bonds ⁽³⁾	1.8	—	—	1.8
Derivative instruments	—	9.1	10.6	19.7
TOTAL	\$ 25.3	\$ 9.1	\$ 10.6	\$ 45.0
LIABILITIES:				
Contingent obligation – net ⁽²⁾	\$ —	\$ —	\$ —	\$ —
Derivative instruments	—	1.3	2.9	4.2
TOTAL	\$ —	\$ 1.3	\$ 2.9	\$ 4.2

Recurring Fair Value Measurements	As of December 31, 2018			
	Level 1	Level 2	Level 3	Total
ASSETS:				
Cash equivalents	\$ 7.5	\$ —	\$ —	\$ 7.5
Trust assets ⁽¹⁾	0.1	—	—	0.1
Surety bonds ⁽³⁾	2.1	—	—	2.1
Derivative instruments	—	3.2	5.0	8.2
TOTAL	\$ 9.7	\$ 3.2	\$ 5.0	\$ 17.9
LIABILITIES:				
Contingent obligation – net ⁽²⁾	\$ —	\$ —	\$ —	\$ —
Derivative instruments	—	2.0	0.5	2.5
TOTAL	\$ —	\$ 2.0	\$ 0.5	\$ 2.5

⁽¹⁾ Trust assets are currently invested in money market funds. These trust assets are held to fund the non-qualified supplemental executive pension benefit obligations for certain of our officers.

CENTURY ALUMINUM COMPANY
NOTES TO THE CONSOLIDATED FINANCIAL STATEMENTS
(amounts in millions, except share and per share amounts)

- (2) See [Note 6 Debt](#) for additional information about the contingent obligation.
(3) Surety bonds are currently invested in U.S. treasury bills and represent collateral against our workers' compensation insurance policy.

The following section describes the valuation techniques and inputs used for fair value measurements categorized within Level 2 or Level 3 of the fair value hierarchy:

Level 2 and Level 3 Fair Value Measurements:

Asset / Liability	Level	Valuation Techniques	Inputs
LME forward financial sales contracts	3	Discounted cash flows	Quoted LME forward market, discount rate
MWP forward financial sales contracts	2	Discounted cash flows	Quoted MWP forward market
Fixed for floating swaps	2	Discounted cash flows	Quoted LME forward market, quoted MWP forward market
Power price swaps	2	Discounted cash flows	Quoted Nordpool forward market
FX swaps	2	Discounted cash flows	Euro/USD forward exchange rate
Contingent obligation	3	Discounted cash flows	Quoted LME forward market, management's estimates of the LME forward market prices for periods beyond the quoted periods, management's estimates of future level of operations
Hawesville L4 Power price swaps	3	Discounted cash flows	Quoted Indy Hub forward market, management's estimates of the locational marginal prices during the terms of the contracts.

6. Debt

	December 31,	
	2019	2018
Debt classified as current liabilities:		
Hawesville Term Loan - current portion ⁽¹⁾	\$ 20.0	\$ —
Hancock County industrial revenue bonds ("IRBs") due April 2028, interest payable quarterly (variable interest rates (not to exceed 12%)) ⁽²⁾	7.8	7.8
U.S. Revolving Credit Facility ⁽³⁾	4.0	23.3
Debt classified as non-current liabilities:		
7.5% senior secured notes due June 2021, net of debt discount of \$0.8 million and \$1.4 million, respectively, interest payable semiannually	249.2	248.6
Hawesville Term Loan - less current portion ⁽¹⁾ , interest payable monthly	20.0	—
Total	\$ 301.0	\$ 279.7

⁽¹⁾ See "Hawesville Term Loan" below. At December 31, 2019, the applicable interest rate was LIBOR of 1.90% plus margin of 5.375%

⁽²⁾ The IRBs are classified as current liabilities because they are remarketed weekly and could be required to be repaid upon demand if there is a failed remarketing. The IRB interest rate at December 31, 2019 was 1.80%.

⁽³⁾ The U.S. revolving credit facility is classified as a current liability because we repay amounts outstanding and re-borrow funds based on our working capital requirements. For borrowings that we expect to repay within a month, we generally elect to incur interest at a base rate plus applicable margin as defined within the agreement. The interest rate at December 31, 2019 was 5.00%.

CENTURY ALUMINUM COMPANY
NOTES TO THE CONSOLIDATED FINANCIAL STATEMENTS
(amounts in millions, except share and per share amounts)

U.S. Revolving Credit Facility

General. We and certain of our direct and indirect domestic subsidiaries (the "Borrowers") have a senior secured revolving credit facility with a syndicate of lenders (the "U.S. revolving credit facility"). The U.S. revolving credit facility provides for borrowings of up to \$175.0 million in the aggregate, including up to \$110.0 million under a letter of credit sub-facility, and also includes an uncommitted accordion feature whereby borrowers may increase the capacity of the U.S. revolving credit facility by up to \$50.0 million, subject to agreement with the lenders.

The U.S. revolving credit facility matures on the sooner of May 2023 or six months before the stated maturity of our outstanding senior secured notes. Any letters of credit issued and outstanding under the U.S. revolving credit facility reduce our borrowing availability on a dollar-for-dollar basis. At December 31, 2019, there were \$4.0 million in outstanding borrowings under our U.S. revolving credit facility. Principal payments, if any, are due upon maturity of the U.S. revolving credit facility.

Status of our U.S. revolving credit facility:

		December 31, 2019
Credit facility maximum amount	\$	175.0
Borrowing availability		157.0
Outstanding letters of credit issued		41.4
Outstanding borrowings		4.0
Borrowing availability, net of outstanding letters of credit and borrowings	\$	111.6

Borrowing Base. The availability of funds under the U.S. revolving credit facility is limited by a specified borrowing base consisting of the Borrower's accounts receivable and inventory which meet the eligibility criteria.

Guaranty. The Borrowers' obligations under the U.S. revolving credit facility are guaranteed by certain of our domestic subsidiaries and secured by a continuing lien upon and a security interest in all of the Borrowers' accounts receivable, inventory and certain bank accounts. Each Borrower is liable for any and all obligations under the U.S. revolving credit facility on a joint and several basis.

Interest Rates and Fees. Any amounts outstanding under the U.S. revolving credit facility will bear interest at our option of either LIBOR or a base rate, plus, in each case, an applicable interest margin. The applicable interest margin is determined based on the average daily availability for the immediately preceding quarter. In addition, we pay an unused line fee on undrawn amounts, less the amount of our letters of credit exposure. For standby letters of credit, we are required to pay a fee on the face amount of such letters of credit that varies depending on whether the letter of credit exposure is cash collateralized.

Prepayments. We can make prepayments of amounts outstanding under the U.S. revolving credit facility, in whole or in part, without premium or penalty, subject to standard LIBOR breakage costs, if applicable. We may be required to apply the proceeds from sales of collateral accounts, other than sales of inventory in the ordinary course of business, to repay amounts outstanding under the revolving credit facility and correspondingly reduce the commitments there under.

Covenants. The U.S. revolving credit facility contains customary covenants, including restrictions on mergers and acquisitions, indebtedness, affiliate transactions, liens, dividends and distributions, dispositions of collateral, investments and prepayments of indebtedness, as well as a covenant that requires the Borrowers to maintain certain minimum liquidity or availability requirements.

Events of Default. The U.S. revolving credit facility also includes customary events of default, including nonpayment, misrepresentation, breach of covenant, bankruptcy, change of ownership, certain judgments and certain cross defaults. Upon the occurrence of an event of default, commitments under the U.S. revolving credit facility may be terminated and amounts outstanding may be accelerated and declared immediately due and payable.

Iceland Revolving Credit Facility

General. Our wholly-owned subsidiary, Nordural Grundartangi ehf ("Grundartangi"), has entered into a \$50.0 million revolving credit facility agreement with Landsbankinn hf., dated November 2013 as amended. Under the terms of the Iceland

CENTURY ALUMINUM COMPANY
NOTES TO THE CONSOLIDATED FINANCIAL STATEMENTS
(amounts in millions, except share and per share amounts)

revolving credit facility, when Grundartangi borrows funds it will designate a repayment date, which may be any date prior to the maturity of the Iceland revolving credit facility. The Iceland revolving credit facility has a term through November 2022.

Status of our Iceland revolving credit facility:

	December 31, 2019
Credit facility maximum amount	\$ 50.0
Borrowing availability	50.0
Outstanding letters of credit issued	—
Outstanding borrowings	—
Borrowing availability, net of outstanding letters of credit and borrowings	\$ 50.0

Borrowing Base. The availability of funds under the Iceland revolving credit facility is limited by a specified borrowing base consisting of inventory and accounts receivable of Grundartangi.

Security. Grundartangi's obligations under the Iceland revolving credit facility are secured by a general bond under which Grundartangi's inventory and accounts receivable are pledged to secure full payment of the loan.

Interest Rates and Fees. Any amounts outstanding under the Iceland revolving credit facility will bear interest at LIBOR plus a margin per annum.

Prepayments. Any outstanding borrowings may be prepaid without penalty or premium (except incurred breakage costs) in whole or in part.

Covenants. The Iceland revolving credit facility contains customary covenants, including restrictions on mergers and acquisitions, dispositions of assets, compliance with permits, laws and payment of taxes, as well as a covenant that requires Grundartangi to maintain a certain minimum equity ratio.

Events of Default. The Iceland revolving credit facility also includes customary events of default, including nonpayment, loss of license, cessation of operations, unlawfulness, breach of covenant, bankruptcy, change of ownership, certain judgments and certain cross defaults. Upon the occurrence of an event of default, commitments under the Iceland revolving credit facility may be terminated and amounts outstanding may be accelerated and declared immediately due and payable.

7.5% Notes due 2021

General. In June 2013, we issued \$250.0 million of our 7.5% Notes due June 2021 in a private offering exempt from the registration requirements of the Securities Act of 1933, as amended. The 2021 Notes were issued at a discount and we received proceeds of \$246.3 million, prior to payment of financing fees and related expenses. The 2021 Notes bear interest at a rate of 7.5% per annum on the principal amount, payable semi-annually in arrears in cash on June 1st and December 1st of each year. The Notes are senior secured obligations of Century, ranking equally in right of payment with all existing and future senior indebtedness of Century, but effectively senior to unsecured debt to the extent of the value of the collateral. The maturity date for the payment of principal is June 2021.

Fair Value. Fair value for our 2021 Notes, based on the latest trading data available, was \$244.2 million and \$247.9 million, as of December 31, 2019 and 2018, respectively. Although we use quoted market prices for identical debt instruments, the markets on which they trade are not considered to be active and are therefore considered Level 2 fair value measurements.

Guaranty. Our obligations under the 2021 Notes are guaranteed by all of our existing and future domestic restricted subsidiaries (the "Guarantor Subsidiaries"), except for foreign owned holding companies and any domestic restricted subsidiary that owns no assets other than equity interests or other investments in foreign subsidiaries, which guaranty shall in each case be a senior secured obligation of such Guarantor Subsidiaries, ranking equally in right of payment with all existing and future senior indebtedness of such Guarantor Subsidiaries but effectively senior to unsecured debt.

Collateral. Our obligations under the 2021 Notes due and the Guarantor Subsidiaries' obligations under the guarantees are secured by a pledge of and lien on (subject to certain exceptions):

CENTURY ALUMINUM COMPANY
NOTES TO THE CONSOLIDATED FINANCIAL STATEMENTS
(amounts in millions, except share and per share amounts)

- (i) all of our and the Guarantor Subsidiaries' property, plant and equipment;
- (ii) all equity interests in domestic subsidiaries directly owned by us and the Guarantor Subsidiaries and 65% of equity interests in foreign subsidiaries or foreign holding companies directly owned by us and the Guarantor Subsidiaries;
- (iii) intercompany notes owed by any non-guarantor to us or any Guarantor Subsidiary to us; and
- (iv) proceeds of the foregoing.

Under certain circumstances, we may incur additional debt that also may be secured by liens on the collateral that are equal to or have priority over the liens securing the 2021 Notes.

Redemption Rights. We may redeem the 2021 Notes, in whole or in part, for 101.875% of the outstanding principal amount plus accrued and unpaid interest before June 1, 2019 or for 100% of the outstanding principal amount plus accrued and unpaid interest on June 1, 2019 and thereafter.

Upon a change of control (as defined in the indenture governing the 2021 Notes), we will be required to make an offer to purchase the 2021 Notes at a purchase price equal to 101% of the outstanding principal amount of the 2021 Notes on the date of the purchase, plus accrued interest to the date of purchase.

Covenants. The indenture governing the 2021 Notes contains customary covenants which may limit our ability, and the ability of certain of our subsidiaries, to: (i) incur additional debt; (ii) incur additional liens; (iii) pay dividends or make distributions in respect of capital stock; (iv) purchase or redeem capital stock; (v) make investments or certain other restricted payments; (vi) sell assets; (vii) issue or sell stock of certain subsidiaries; (viii) enter into transactions with shareholders or affiliates; and (ix) effect a consolidation or merger.

Hawesville Term Loan

On April 29, 2019, we entered into a loan agreement with Glencore Ltd. pursuant to which the Company borrowed \$40.0 million. Borrowings under the Hawesville Term Loan are being used to partially finance the second phase of the Hawesville restart project. The Hawesville Term Loan matures on December 31, 2021 and is to be repaid in twenty-four (24) equal monthly installments of principal, beginning on January 31, 2020. The Hawesville Term Loan bears interest, due monthly beginning on April 30, 2019, at a floating rate equal to LIBOR plus 5.375% per annum. The Hawesville Term Loan is not secured by any collateral.

Prepayments. Any outstanding borrowings may be prepaid without penalty or premium in whole or in part without any charge, fee premium or penalty.

Covenants. The agreement governing the Hawesville Term Loan contains customary covenants which may limit our ability, and the ability of certain of our subsidiaries, to: (i) incur additional debt; (ii) pay dividends; (iii) make investments or certain other restricted payments; (iv) enter into any restrictive agreement; (v) effect a consolidation or merger; (vi) change in business; and (vii) enter into transactions with affiliates.

Events of Default. The Hawesville Term Loan also includes customary events of default, including nonpayment, breach of covenants, breach of representations and warranties, certain cross-default events and certain insolvency events. Upon the occurrence of an event of default, commitments under the Hawesville Term Loan may be terminated and amounts outstanding may be accelerated and declared immediately due and payable.

Contingent Obligation

We have a contingent obligation in connection with the “unwind” of a contractual arrangement between CAKY, Big Rivers and a third party and the execution of a long-term cost-based power contract with Kenergy, a member of a cooperative of Big Rivers, in July 2009. This contingent obligation consists of the aggregate payments made to Big Rivers by the third party on CAKY’s behalf in excess of the agreed upon base amount under the long-term cost-based power contract with Kenergy. Our obligation to make repayments is contingent upon certain operating criteria for Hawesville and the LME price of primary aluminum. When the conditions for repayment are met, and for so long as those conditions continue to be met, we will be obligated to make principal and interest payments, in up to 72 monthly payments. Interest accrues at an annual rate equal to 10.94% and the term of the agreement is through December 2028.

Based on the LME forward market prices for primary aluminum at December 31, 2019 and management’s estimate of the LME forward market for periods beyond the quoted periods, we recognized a derivative asset which offsets our contingent

CENTURY ALUMINUM COMPANY
NOTES TO THE CONSOLIDATED FINANCIAL STATEMENTS
(amounts in millions, except share and per share amounts)

obligation. As a result, our net liability decreased and we recognized a gain of \$1.4 million for each of the years ended December 31, 2019 and 2018. These amounts are exactly offset by interest expense on the contingent obligation which is recorded in interest expense. In addition, we believe that we will not have any payment obligations for the contingent obligation through the term of the agreement, which expires in 2028. However, future increases in the LME forward market may result in a partial or full derecognition of the derivative asset and a corresponding recognition of a loss.

The following table provides information about the balance sheet location and gross amounts offset:

<u>Offsetting of financial instruments and derivatives</u>	<u>Balance sheet location</u>	<u>December 31, 2019</u>	<u>December 31, 2018</u>
Contingent obligation – principal	Other liabilities	\$ (12.9)	\$ (12.9)
Contingent obligation – accrued interest	Other liabilities	(12.3)	(10.9)
Contingent obligation – derivative asset	Other liabilities	25.2	23.8
		<u>\$ —</u>	<u>\$ —</u>

Industrial Revenue Bonds

As part of the purchase price for our acquisition of the Hawesville facility, we assumed IRBs which were issued in connection with the financing of certain solid waste disposal facilities constructed at the Hawesville facility. The IRBs bear interest at a variable rate not to exceed 12% per annum determined weekly based upon prevailing rates for similar bonds in the industrial revenue bond market and interest on the IRBs is paid quarterly. The IRBs are secured by a letter of credit issued under our revolving credit facility and mature in April 2028.

7. Shareholders' Equity

Common Stock

As of December 31, 2019 and 2018, we had 195,000,000 shares of common stock, \$0.01 cent par value, authorized under our Restated Certificate of Incorporation, of which 96,372,182 shares were issued and 89,185,661 shares were outstanding at December 31, 2019; 95,289,961 shares were issued and 88,103,440 shares were outstanding at December 31, 2018.

The rights, preferences and privileges of holders of our common stock are subject to, and may be adversely affected by, the rights of the holders of shares of any series of our preferred stock which are currently outstanding, including our Series A Convertible Preferred Stock, or which we may designate and issue in the future.

Preferred Stock

As of December 31, 2019 and 2018, we had 5,000,000 shares of preferred stock, \$0.01 cent par value per share, authorized under our Restated Certificate of Incorporation. Our Board of Directors may issue preferred stock in one or more series and determine for each series the dividend rights, conversion rights, voting rights, redemption rights, liquidation preferences, sinking fund terms and the number of shares constituting that series, as well as the designation thereof. Depending upon the terms of preferred stock established by our Board of Directors, any or all of the preferred stock could have preference over the common stock with respect to dividends and other distributions and upon the liquidation of Century. In addition, issuance of any shares of preferred stock with voting powers may dilute the voting power of the outstanding common stock.

Series A Convertible Preferred Stock

Shares Authorized and Outstanding. In 2008, we issued 160,000 shares of our Series A Convertible Preferred Stock. Glencore holds all of the issued and outstanding Series A Convertible Preferred Stock. At December 31, 2019 and December 31, 2018, 67,323 shares and 71,967 shares were outstanding, respectively.

The issuance of common stock under our stock incentive programs, debt exchange transactions and any stock offering that excludes Glencore participation triggers anti-dilution provisions of the preferred stock agreement and results in the automatic conversion of Series A Convertible Preferred Stock shares into shares of common stock. The conversion of preferred to common shares is 100 shares of common for each share of preferred stock. Our Series A Convertible Preferred Stock has a par value of \$0.01 per share.

CENTURY ALUMINUM COMPANY
NOTES TO THE CONSOLIDATED FINANCIAL STATEMENTS
(amounts in millions, except share and per share amounts)

The Common and Preferred Stock Activity table below contains additional information about preferred stock conversions during 2019, 2018 and 2017:

Common and Preferred Stock Activity: (in shares)	Preferred Stock	Common stock	
	Series A Convertible	Treasury	Outstanding
Beginning balance as of December 31, 2016	75,625	7,186,521	87,250,897
Repurchase of common stock	—	—	—
Conversion of convertible preferred stock	(1,261)	—	126,098
Issuance for share-based compensation plans	—	—	167,782
Ending balance as of December 31, 2017	74,364	7,186,521	87,544,777
Repurchase of common stock	—	—	—
Conversion of convertible preferred stock	(2,397)	—	239,748
Issuance for share-based compensation plans	—	—	318,915
Balance as of December 31, 2018	71,967	7,186,521	88,103,440
Repurchase of common stock	—	—	—
Conversion of convertible preferred stock	(4,644)	—	464,431
Issuance for share-based compensation plans	—	—	617,790
Ending balance as of December 31, 2019	67,323	7,186,521	89,185,661

Dividend Rights. So long as any shares of our Series A Convertible Preferred Stock are outstanding, we may not pay or declare any dividend or make any distribution upon or in respect of our common stock or any other capital stock ranking on a parity with or junior to the Series A Convertible Preferred Stock in respect of dividends or liquidation preference, unless we, at the same time, declare and pay a dividend or distribution on the shares of Series A Convertible Preferred Stock (a) in an amount equal to the amount such holders would receive if they were the holders of the number of shares of our common stock into which their shares of Series A Convertible Preferred Stock are convertible as of the record date fixed for such dividend or distribution, or (b) in the case of a dividend or distribution on other capital stock ranking on a parity with or junior to the Series A Convertible Preferred Stock in such amount and in such form as (based on the determination of holders of a majority of the Series A Convertible Preferred Stock) will preserve, without dilution, the economic position of the Series A Convertible Preferred Stock relative to such other capital stock.

Voting Rights. The Series A Convertible Preferred Stock has no voting rights for the election of directors or on other matters where the shares of common stock have voting rights. However, we may not change the powers, preferences, or rights given to the Series A Convertible Preferred Stock, or authorize, create or issue any additional shares of Series A Convertible Preferred Stock without the affirmative vote of the holders of a majority of the shares of Series A Convertible Preferred Stock then outstanding (voting separately as a class).

Liquidation Rights. Upon any liquidation, dissolution, or winding-up of Century, the holders of shares of Series A Convertible Preferred Stock are entitled to receive a preferential distribution of \$0.01 per share out of the assets available for distribution. In addition, upon any liquidation, dissolution or winding-up of Century, if our assets are sufficient to make any distribution to the holders of the common stock, then the holders of shares of Series A Convertible Preferred Stock are also entitled to share ratably with the holders of common stock in the distribution of Century's assets (as though the holders of Series A Convertible Preferred Stock were holders of that number of shares of common stock into which their shares of Series A Convertible Preferred Stock are convertible). However, the amount of any such distribution will be reduced by the amount of the preferential distribution received by the holders of the Series A Convertible Preferred Stock.

Transfer Restrictions. Glencore is prohibited from transferring shares of Series A Convertible Preferred Stock to any party other than an affiliate who agrees to become bound by certain agreements associated with these shares.

Automatic Conversion. The Series A Convertible Preferred Stock automatically converts, without any further act of Century or any holders of Series A Convertible Preferred Stock, into shares of common stock, at a conversion ratio of 100 shares of common stock for each share of Series A Convertible Preferred Stock, upon the occurrence of any of the following automatic conversion events:

CENTURY ALUMINUM COMPANY
NOTES TO THE CONSOLIDATED FINANCIAL STATEMENTS
(amounts in millions, except share and per share amounts)

- If we sell or issue shares of common stock or any other stock that votes generally with our common stock, or the occurrence of any other event, including a sale, transfer or other disposition of common stock by Glencore, as a result of which the percentage of voting stock held by Glencore decreases, an amount of Series A Convertible Preferred Stock will convert to common stock to restore Glencore to its previous ownership percentage;
- If shares of Series A Convertible Preferred Stock are transferred to an entity that is not an affiliate of Glencore, such shares of Series A Convertible Preferred Stock will convert to shares of our common stock, provided that such transfers may only be made pursuant to an effective registration statement;
- Upon a sale of Series A Convertible Preferred Stock by Glencore in a Rule 144 transaction in which the shares of Series A Convertible Preferred Stock and our common stock issuable upon the conversion thereof are not directed to any purchaser, such shares of Series A Convertible Preferred Stock sold will convert to shares of our common stock; and
- Immediately prior to and conditioned upon the consummation of a merger, reorganization or consolidation to which we are a party or a sale, abandonment, transfer, lease, license, mortgage, exchange or other disposition of all or substantially all of our property or assets, in one or a series of transactions where, in any such case, all of our common stock would be converted into the right to receive, or exchanged for, cash and/or securities, other than any transaction in which the Series A Convertible Preferred Stock will be redeemed.

Optional Conversion. Glencore has the option to convert the Series A Convertible Preferred Stock in a tender offer or exchange offer, at the same conversion ratio as above, in which a majority of the outstanding shares of our common stock have been tendered by the holders thereof and not duly withdrawn at the expiration time of such tender or exchange offer, so long as the Series A Convertible Preferred Stock is tendered or exchanged in such offer.

Stock Combinations – Adjustments. If, at any time while the Series A Convertible Preferred Stock is outstanding, Century combines outstanding common stock into a smaller number of shares, then the number of shares of common stock issuable on conversion of each share of Series A Convertible Preferred Stock will be decreased in proportion to such decrease in the aggregate number of shares of common stock outstanding.

Redemptions or Repurchases of Common Stock. We may not redeem or repurchase our common stock unless we redeem or repurchase, or otherwise make a payment on, a pro-rata number of shares of the Series A Convertible Preferred Stock. These restrictions do not apply to our open market repurchases or our repurchases pursuant to our employee benefit plans.

Right of Redemption. The Series A Convertible Preferred Stock will be redeemed by Century if any of the following events occur (at a redemption price based on the trading price of our common stock prior to the announcement of such event) and Glencore votes its shares of our common stock in opposition to such events:

- We propose a merger, reorganization or consolidation, sale, abandonment, transfer, lease, license, mortgage, exchange or other disposition of all or substantially all of our property or assets where any of our common stock would be converted into the right to receive, or exchanged for, assets other than cash and/or securities traded on a national stock exchange or that are otherwise readily marketable, or
- We propose to dissolve and wind up operations and any assets, other than cash and/or securities traded on a national stock exchange or that are otherwise readily marketable, are to be distributed to the holders of our common stock.

Stock Repurchase Program

In 2011, our Board of Directors authorized a \$60.0 million stock repurchase program and during the first quarter of 2015, our Board of Directors increased the size of the program by \$70.0 million. Under the program, Century is authorized to repurchase up to \$130.0 million of our outstanding shares of common stock, from time to time, on the open market at prevailing market prices, in block trades or otherwise. The timing and amount of any shares repurchased will be determined by our management based on its evaluation of market conditions, the trading price of our common stock and other factors. The stock repurchase program may be suspended or discontinued at any time.

Shares of common stock repurchased are recorded at cost as treasury stock and result in a reduction of shareholders' equity in the consolidated balance sheets. From time to time, treasury shares may be reissued as contributions to our employee benefit plans and for the conversion of preferred stock. When shares are reissued, we use an average cost method for determining cost. The difference between the cost of the shares and the reissuance price is added to or deducted from additional paid-in capital.

CENTURY ALUMINUM COMPANY
NOTES TO THE CONSOLIDATED FINANCIAL STATEMENTS
(amounts in millions, except share and per share amounts)

Through December 31, 2019, we repurchased 7,186,521 shares of common stock for an aggregate purchase price of \$86.3 million. We have made no repurchases since April 2015 and have approximately \$43.7 million remaining under the repurchase program authorization as of December 31, 2019.

8. Inventories

Inventories, at December 31, consist of the following:

	2019	2018
Raw materials	\$ 101.3	\$ 100.8
Work-in-process	44.1	49.5
Finished goods	34.3	47.3
Operating and other supplies	140.9	146.2
Inventories	<u>\$ 320.6</u>	<u>\$ 343.8</u>

9. Property, Plant and Equipment

Property, plant and equipment, at December 31, consist of the following:

	2019	2018
Land and improvements	\$ 41.8	\$ 41.8
Buildings and improvements	337.2	337.3
Machinery and equipment	1,467.0	1,449.5
Construction in progress	44.9	46.3
	<u>1,890.9</u>	<u>1,874.9</u>
Less accumulated depreciation	(941.7)	(907.6)
Property, plant and equipment - net	<u>\$ 949.2</u>	<u>\$ 967.3</u>

For the years ended December 31, 2019, 2018 and 2017, we recorded depreciation and amortization expense of \$83.2 million, \$90.1 million, and \$84.2 million, respectively.

CENTURY ALUMINUM COMPANY
NOTES TO THE CONSOLIDATED FINANCIAL STATEMENTS
(amounts in millions, except share and per share amounts)

10. Accumulated Other Comprehensive Loss ("AOCL")

<i>Components of AOCL</i>	2019	2018
Defined benefit plan liabilities	\$ (115.9)	\$ (107.3)
Unrealized gain (loss) on financial instruments	2.3	2.5
Other comprehensive loss before income tax effect	(113.6)	(104.8)
Income tax effect ⁽¹⁾	3.8	6.1
Accumulated other comprehensive loss	<u>\$ (109.8)</u>	<u>\$ (98.7)</u>

⁽¹⁾ The allocation of the income tax effect to the components of other comprehensive loss is as follows:

	2019	2018
Defined benefit plan liabilities	\$ 4.3	\$ 6.6
Unrealized loss on financial instruments	(0.4)	(0.5)

The following table summarizes the changes in the accumulated balances for each component of AOCL:

	Defined benefit plan and other postretirement liabilities	Unrealized gain (loss) on financial instruments	Total, net of tax
Balance, December 31, 2016	\$ (116.2)	\$ 2.3	\$ (113.9)
Other comprehensive (loss) before reclassifications	20.3	—	20.3
Net amount reclassified to net income (loss)	2.1	(0.2)	1.9
Balance, December 31, 2017	(93.8)	2.1	(91.7)
Other comprehensive income before reclassifications	(7.3)	—	(7.3)
Net amount reclassified to net income (loss)	0.4	(0.1)	0.3
Balance, December 31, 2018	(100.7)	2.0	(98.7)
Impact of ASU 2018-02*	(1.3)	—	(1.3)
Other comprehensive income before reclassifications	(12.7)	—	(12.7)
Net amount reclassified to net income (loss)	3.0	(0.1)	2.9
Balance, December 31, 2019	<u>\$ (111.7)</u>	<u>\$ 1.9</u>	<u>\$ (109.8)</u>

*ASU 2018-02. See Note 14. Income Taxes for further information regarding our adoption of ASU 2018-02.

CENTURY ALUMINUM COMPANY
NOTES TO THE CONSOLIDATED FINANCIAL STATEMENTS
(amounts in millions, except share and per share amounts)

Reclassifications out of AOCL were included in the consolidated statements of operations as follows:

<u>AOCL Components</u>	<u>Location</u>	<u>2019</u>	<u>2018</u>	<u>2017</u>
Defined benefit plan and other postretirement liabilities	Cost of goods sold	\$ (3.2)	\$ 2.8	\$ 3.1
	Selling, general and administrative expenses	(4.4)	(1.9)	(0.4)
	Other operating expense, net	(1.0)	1.2	1.0
	Income tax expense	(1.1)	(1.6)	(1.6)
	Net of tax	<u>\$ (9.7)</u>	<u>\$ 0.5</u>	<u>\$ 2.1</u>
Gain (loss) on financial instruments	Cost of goods sold	\$ (0.2)	\$ (0.2)	\$ (0.2)
	Income tax benefit	0.1	0.0	0.0
	Net of tax	<u>\$ (0.1)</u>	<u>\$ (0.2)</u>	<u>\$ (0.2)</u>

11. Pension and Other Postretirement Benefits

Pension Benefits

We maintain noncontributory defined benefit pension plans for certain domestic hourly and salaried employees. For the eligible domestic salaried employees, plan benefits are based primarily on years of service and average compensation during the later years of employment. For hourly employees, plan benefits are based primarily on a formula that provides a specific benefit for each year of service. Our funding policy is to contribute amounts based upon actuarial and economic assumptions designed to achieve adequate funding of the projected benefit obligations and to meet the minimum funding requirements of the Employee Retirement Income Security Act of 1974 ("ERISA"). In addition, we maintain the supplemental executive retirement benefit ("SERB") plan for certain current and former executive officers, which is frozen to future accruals.

Plan Merger

In 2017, the Century Aluminum Employees Retirement Plan was merged into the CAWV Hourly Employees Pension Plan and the resulting plan was renamed the Century Aluminum Consolidated Retirement Plan. The benefits of the participants from the Century Aluminum Employee Retirement Plan were not affected by this merger.

PBGC Settlement

In 2013, we entered into a settlement agreement with the Pension Benefit Guaranty Corporation ("PBGC") regarding an alleged "cessation of operations" at our Ravenswood facility. Pursuant to the terms of the agreement, we would make additional contributions (above any minimum required contributions) to our defined benefit pension plans totaling approximately \$17.4 million over the term of the agreement. Under certain circumstances, in periods of lower primary aluminum prices relative to our cost of operations, we are able to defer one or more of these payments, but would then be required to provide the PBGC with acceptable security for deferred payments. We did not make any contributions during the years ended December 31, 2019, 2018 and 2017. We have elected to defer certain payments under the PBGC agreement and have provided the PBGC with the appropriate security. The remaining contributions under this agreement are approximately \$9.6 million.

Other Postretirement Benefits ("OPEB")

In addition to providing pension benefits, we provide certain healthcare and life insurance benefits for certain domestic retired employees. We accrue the estimated cost of providing postretirement benefits during the working careers of those employees who could become eligible for such benefits when they retire. We fund these benefits as the retirees submit claims.

CENTURY ALUMINUM COMPANY
NOTES TO THE CONSOLIDATED FINANCIAL STATEMENTS
(amounts in millions, except share and per share amounts)

Retiree medical welfare changes

Under the current Hawesville labor agreement, employees who retire during the term of the labor agreement have been divided into sub-groups based on attributes such as Medicare eligibility, hire date, age and years of service. Levels of benefits are defined for the sub-groups and range from no substantive change from the benefits provided under the previous labor agreement to replacement of the defined retiree medical benefit program with individual health reimbursement accounts for each eligible participant. The health reimbursement accounts will be funded by CAKY based on established rates per hour worked by each eligible participant. Eligible participants will be able to withdraw from their health reimbursement accounts to fund their own retiree medical coverage.

During 2017, the Company amended its non-union retiree medical and life insurance benefits to align the Company's benefits with the market and achieve a uniform retiree medical benefit design across the Company's U.S. locations. Effective January 1, 2018, non-union retiree medical and life insurance benefits are restricted to current participants who meet the eligibility criteria as of January 1, 2018. Additionally, effective January 1, 2019, Century will no longer administer non-union retiree medical, prescription drug, dental, or vision benefits and instead will make fixed health reimbursement account contributions.

Obligations and Funded Status

The change in benefit obligations and change in plan assets as of December 31 are as follows:

	Pension		OPEB	
	2019	2018	2019	2018
Change in benefit obligation:				
Benefit obligation at beginning of year	\$ 314.4	\$ 344.1	\$ 108.7	\$ 120.8
Service cost	4.0	4.3	0.2	0.2
Interest cost	13.3	12.4	4.5	4.2
Plan amendments	—	0.5	—	0.1
Actuarial (gain) loss	46.5	(28.0)	0.1	(10.5)
Medicare Part D	—	—	0.3	0.3
Benefits paid	(19.8)	(18.9)	(6.1)	(6.4)
Benefit obligation at end of year	<u>\$ 358.4</u>	<u>\$ 314.4</u>	<u>\$ 107.7</u>	<u>\$ 108.7</u>

The increase in the defined benefit plan's benefit obligation was mainly driven by increase of the actuarial loss in 2019, which was primarily attributable to the decrease in the discount rate from fiscal year 2018 to 2019. This increase was partially offset by a new mortality base table and projection scale assumption.

The decrease in the OPEB plan's benefit obligation was primarily driven by adjusted per capita claims cost to reflect increased rebates for drug benefits. The rebates will offset benefits paid from the Plan beginning 2020. This impact was offset by a decrease in the discount rate from fiscal year 2018 to 2019 which led to an actuarial loss in 2019 and a new mortality base table and projection scale assumption.

	Pension		OPEB	
	2019	2018	2019	2018
Change in plan assets:				
Fair value of plan assets at beginning of year	\$ 261.7	\$ 303.4	\$ —	\$ —
Actual return on plan assets	52.2	(24.6)	—	—
Employer contributions	1.8	1.8	5.8	6.1
Medicare Part D subsidy received	—	—	0.3	0.3
Benefits paid	(19.8)	(18.9)	(6.1)	(6.4)
Fair value of assets at end of year	<u>\$ 295.9</u>	<u>\$ 261.7</u>	<u>\$ —</u>	<u>\$ —</u>

CENTURY ALUMINUM COMPANY
NOTES TO THE CONSOLIDATED FINANCIAL STATEMENTS
(amounts in millions, except share and per share amounts)

The increase of actual return on plan assets in 2019 was primarily attributable to the recovery of market prices during 2019.

	Pension		OPEB	
	2019	2018	2019	2018
Funded status of plans:				
Funded status	\$ (62.6)	\$ (52.7)	\$ (107.7)	\$ (108.7)

Amounts recognized in the Consolidated Balance Sheets:

Non-current assets	—	—	—	—
Current liabilities	(1.8)	(1.8)	(7.1)	(7.5)
Non-current liabilities	(60.8)	(50.9)	(100.7)	(101.2)
Net amount recognized	<u>\$ (62.6)</u>	<u>\$ (52.7)</u>	<u>\$ (107.8)</u>	<u>\$ (108.7)</u>

Amounts recognized in accumulated other comprehensive loss (pre-tax):

Net loss	\$ 89.7	\$ 83.7	\$ 41.7	\$ 43.9
Prior service cost (benefit)	1.2	1.4	(16.7)	(21.6)
Total	<u>\$ 90.9</u>	<u>\$ 85.1</u>	<u>\$ 25.0</u>	<u>\$ 22.3</u>

Pension Plans That Are Not Fully Funded

At December 31, 2019, the projected benefit obligation, accumulated benefit obligation and fair value of plan assets for pension plans with accumulated benefit obligations in excess of plan assets were \$358.4 million, \$352.2 million, and \$295.9 million, respectively.

At December 31, 2018, the projected benefit obligation, accumulated benefit obligation and fair value of plan assets for pension plans with accumulated benefit obligations in excess of plan assets were \$314.4 million, \$310.0 million and \$261.7 million, respectively.

Components of net periodic benefit cost and other amounts recognized in other comprehensive loss:

Net Periodic Benefit Cost:

	Year Ended December 31,					
	Pension			OPEB		
	2019	2018	2017	2019	2018	2017
Service cost	\$ 4.0	\$ 4.3	\$ 4.4	\$ 0.2	\$ 0.2	\$ 0.8
Interest cost	13.3	12.4	13.3	4.5	4.2	5.3
Expected return on plan assets	(18.3)	(21.1)	(19.0)	—	—	—
Amortization of prior service costs	0.1	0.1	0.1	(4.9)	(7.3)	(3.7)
Amortization of net loss	6.6	5.2	4.7	2.3	4.0	3.9
Curtailement (benefit) cost	—	—	—	—	—	(1.4)
Net periodic benefit cost	<u>\$ 5.7</u>	<u>\$ 0.9</u>	<u>\$ 3.5</u>	<u>\$ 2.1</u>	<u>\$ 1.2</u>	<u>\$ 4.9</u>

CENTURY ALUMINUM COMPANY
NOTES TO THE CONSOLIDATED FINANCIAL STATEMENTS
(amounts in millions, except share and per share amounts)

Other changes in Plan Assets and Benefit Obligations Recognized in Other Comprehensive Loss (pre-tax):

	Year Ended December 31,			
	Pension		OPEB	
	2019	2018	2019	2018
Net loss (gain)	\$ 12.6	\$ 17.6	\$ 0.1	\$ (10.5)
Prior service cost (benefit)	—	0.5	—	0.1
Amortization of net loss, including recognition due to settlement	(6.6)	(5.2)	(2.3)	(4.0)
Amortization of prior service (cost) benefit, including recognition due to curtailment	(0.1)	(0.1)	4.9	7.2
Total amount recognized in other comprehensive loss	5.9	12.8	2.7	(7.2)
Net periodic benefit cost	5.7	0.9	2.1	1.2
Total recognized in net periodic benefit cost and other comprehensive loss	\$ 11.6	\$ 13.7	\$ 4.8	\$ (6.0)

Weighted average assumptions used to determine benefit obligations at December 31:

	Pension		OPEB	
	2019	2018	2019	2018
Discount rate ⁽¹⁾	3.26%	4.39%	3.07%	4.27%
Rate of compensation increase ⁽²⁾	3%/3.5%	3%/3.5%	3%/3.5%	3%/3.5%
Measurement date	12/31/2019	12/31/2018	12/31/2019	12/31/2018

Weighted average assumptions used to determine net periodic benefit cost for the years ended December 31:

	Pension			OPEB		
	2019	2018	2017	2019	2018	2017
Measurement date	12/31/2018	12/31/2017	12/31/2016	12/31/2018	12/31/2017	12/31/2016
Fiscal year end	12/31/2019	12/31/2018	12/31/2017	12/31/2019	12/31/2018	12/31/2017
Discount rate ⁽¹⁾	4.38%	3.69%	4.15%	4.29%	3.66%	4.05%
Rate of compensation increase ⁽³⁾	3%/3.5%	3%/4%	3%/4%	3%/3.5%	3%/4%	3%/4%
Expected return on plan assets ⁽⁴⁾	7.25%	7.18%	6.82%	—	—	—

⁽¹⁾ We use the Ryan Above Median Yield Curve to determine the discount rate.

⁽²⁾ For 2019 and 2018, the rate of compensation increase is 3% per year for the first year and 3.5% per year thereafter.

⁽³⁾ For 2019, the rate of compensation increase is 3% per year for the first year and 3.5% per year thereafter. For 2018, the rate of compensation increase is 3% for the first two years and 4% per year thereafter. For 2017, the rate of compensation increase is 3% per year for the first two years and 4% per year thereafter.

⁽⁴⁾ The rate for each of our defined benefit plans was selected by taking into account our expected asset mix and is based on historical performance as well as expected future rates of return on plan assets.

For measurement purposes, medical cost inflation is initially estimated to be 6.4%, and 7.05% for pre and post-65 participants, respectively, declining to 4.5% over eleven years and continuing thereafter.

CENTURY ALUMINUM COMPANY
NOTES TO THE CONSOLIDATED FINANCIAL STATEMENTS
(amounts in millions, except share and per share amounts)

Benefit Plan Assets

Pension Plan Investment Strategy and Policy

The Pension Plans' assets are invested in a prudent manner for the exclusive purpose of providing benefits to participants.

Other objectives are to:

- Provide a total return that, over the long term, provides sufficient assets to fund the pension plan liabilities subject to a level of risk, contributions and pension expense deemed appropriate by the company.
- Minimize, where possible, pension expense volatility, and inclusion of liability driven investing as an investment strategy when appropriate. As the funding ratio improves, the objectives will evolve to minimize the funded status volatility.
- Diversify investments within asset classes to reduce the impact of losses in single investments.

The assets of the Pension Plans are invested in compliance with ERISA, as amended, and any subsequent applicable regulations and laws.

Performance

Our performance objective is to outperform the return of weighing passive investment alternatives by the policy target allocations after fees at a comparable level of risk. This investment objective is expected to be achieved over the long term and is measured over rolling multi-year periods. Peer-relative performance comparisons will also be considered especially when performance deviates meaningfully from market indexes. Investment objectives for each asset class are included below.

Asset Allocation Policy

Asset allocation policy is the principal method for achieving the Pension Plans' investment objectives stated above. The Pension Plans' weighted average long-term strategic asset allocation policy targets are as follows:

	Pension Plan Asset Allocation		
	2019 Target	December 31, 2019	December 31, 2018
Equities:			
U.S. equities	26%	27%	25%
International equities	22%	23%	19%
Fixed income	52%	50%	56%
		100%	100%

U.S. and international equities are held for their long-term expected return premium over fixed income investments and inflation. Fixed income is held for diversification relative to equities.

The strategic role of U.S. and international equities is to:

- Provide higher expected returns of the major asset classes.
- Maintain a diversified exposure within the U.S. and international stock markets through the use of multi-manager portfolio strategies.
- Achieve returns in excess of passive indexes through the use of active investment managers and strategies.

The strategic role of fixed income is to:

- Diversify the Pension Plans' equity exposure by investing in fixed income securities that exhibit a low correlation to equities, thereby lowering the overall return volatility of the entire investment portfolio.

CENTURY ALUMINUM COMPANY
NOTES TO THE CONSOLIDATED FINANCIAL STATEMENTS
(amounts in millions, except share and per share amounts)

- Maintain a diversified exposure within the U.S. fixed income market through the use of multi-manager portfolio strategies.
- Achieve returns in excess of passive indexes through the use of active investment managers and strategies.

The long-term strategic asset allocation policy is reviewed regularly or whenever significant changes occur to Century's or the Pension Plans' financial position and liabilities.

Fair Value Measurements of Pension Plan assets

The following table sets forth by level the fair value hierarchy our Pension Plans' assets. These assets are classified in their entirety based on the lowest level of input that is significant to the fair value measurement. Our assessment of the significance of a particular input to the fair value measurement requires judgment, and may affect the valuation of fair value assets and liabilities and the placement within the fair value hierarchy levels.

Fair Value of Pension Plans' assets included under the fair value hierarchy:

As of December 31, 2019	Level 1	Level 2	Level 3	Total
Equities:				
U.S. equities	\$ 78.5	\$ —	\$ —	\$ 78.5
International equities	66.7	—	—	66.7
Fixed income	150.7	—	—	150.7
Total	\$ 295.9	\$ —	\$ —	\$ 295.9
As of December 31, 2018				
Equities:				
U.S. equities	\$ 66.5	\$ —	\$ —	\$ 66.5
International equities	49.0	—	—	49.0
Fixed income	146.2	—	—	146.2
Total	\$ 261.7	\$ —	\$ —	\$ 261.7

Our Pension Plans' assets are held in certain mutual funds. The fair value of the mutual funds is based on the Net Asset Value ("NAV") which is calculated every business day. The value of the underlying securities within the mutual funds are determined as follows:

- U.S. listed equities; equity and fixed income options: Last sale price; last bid price if no last sale price;
- U.S. over-the-counter equities: Official closing price; last bid price if no closing price;
- Foreign equities: Official closing price, where available, or last sale price; last bid price if no official closing price; and
- Municipal bonds, US bonds, Eurobonds/foreign bonds: Evaluated bid price; broker quote if no evaluated bid price.

Our other postretirement benefit plans are unfunded. We fund these benefits as the retirees submit claims.

Pension and OPEB Cash Flows

During both 2019 and 2018, we made contributions of approximately \$1.8 million to the qualified defined benefit and SERB plans we sponsor.

We expect to make the following contributions for 2020:

	2020
Expected pension plan contributions	\$ 1.8
Expected OPEB benefits payments	7.0

CENTURY ALUMINUM COMPANY
NOTES TO THE CONSOLIDATED FINANCIAL STATEMENTS
(amounts in millions, except share and per share amounts)

Estimated Future Benefit Payments

The following table provides the estimated future benefit payments for the pension and other postretirement benefit plans:

	Pension Benefits	OPEB Benefits
2020	\$ 20.6	\$ 7.0
2021	20.7	7.2
2022	20.9	7.3
2023	20.7	7.1
2024	20.3	7.1
2025 – 2029	100.6	33.6

Participation in Multi-employer Pension Plans

The union-represented employees at Hawesville are part of a United Steel, Paper and Forestry, Rubber, Manufacturing, Energy, Allied Industrial and Service Workers International Union ("USWA") sponsored multi-employer plan. Our contributions to the plan are determined at a fixed rate per hour worked. Currently, we do not have any plans to withdraw from or curtail participation in this plan. The risks of participating in a multi-employer plan are different from single-employer plans in the following respects:

- Assets contributed to the multi-employer plan by one employer may be used to provide benefits to employees of other participating employers.
- If a participating employer stops contributing to the plan, the unfunded obligations of the plan may be borne by the remaining participating employers.
- If a participating employer chooses to stop participating in a multi-employer plan, the employer may be required to pay the plan an amount based on the underfunded status of the plan, referred to as a withdrawal liability.

Century's participation in the plan for the year ended December 31, 2019, is outlined in the table below.

Fund	Steelworkers Pension Trust
EIN / PN	23-6648508/499
Pension Protection Act Zone Status 2019 ⁽¹⁾	Green
Pension Protection Act Zone Status 2018 ⁽¹⁾	Green
Subject to Financial Improvement/Rehabilitation Plan ⁽²⁾	No
Contributions of Century Aluminum 2019	\$1.3
Contributions of Century Aluminum 2018	\$1.0
Contributions of Century Aluminum 2017	\$0.8
Withdrawal from Plan Probable	No
Surcharge Imposed	No
Expiration Date of Collective Bargaining Agreement ⁽²⁾	April 1, 2020

(1) The most recent Pension Protection Act zone status available in 2019 and 2018 is for the plan's year-end December 31, 2018 and December 31, 2017, respectively. The zone status is based on information that Century received from the plan as well as publicly available information per the Department of Labor and is certified by the plan's actuary. Among other factors, plans in the green zone are at least 80 percent funded.

(2) The "Subject to Financial Improvement / Rehabilitation Plan" column indicates plans for which a financial improvement plan (FIP) or a rehabilitation plan (RP) is either pending or has been implemented. The last column lists the expiration date(s) of the collective-bargaining agreement(s) to which the plans are subject.

Century 401(k) Plans

CENTURY ALUMINUM COMPANY
NOTES TO THE CONSOLIDATED FINANCIAL STATEMENTS
(amounts in millions, except share and per share amounts)

We sponsor a tax-deferred savings plan under which eligible domestic employees may elect to contribute specified percentages of their compensation with Century. We match a portion of participants' contributions to the savings plan. Employee and matching contributions are considered fully vested immediately upon participation in the plan. Concurrent with the 2014 amendment to the Salaried Pension Plan that eliminated future accruals for participants who are under age 50 as of January 1, 2015 and closed the plan to new entrants, the Company increased the proportional match of contributions made to those affected by the amendment. The expense related to the plan was \$4.9 million, \$4.4 million, and \$4.5 million for 2019, 2018, and 2017, respectively.

12. Share-based Compensation

Amended and Restated Stock Incentive Plan. We award restricted share units and grant qualified incentive and nonqualified stock options to our salaried officers, non-employee directors, and other key employees from our Amended and Restated Stock Incentive Plan (the "Stock Incentive Plan"). The Stock Incentive Plan has 12,900,000 shares authorized for issuance with approximately 6,638,694 shares remaining at December 31, 2019. Our share-based compensation consists of service-based and performance-based share awards that typically vest over a period of three years from the date of grant, provided that the recipient is still our employee at the time of vesting. Our independent non-employee directors receive annual grants of service-based share awards that typically vest following 12 months of service. In the past, we have granted stock options that have a term of 10 years and typically vest one-third on the grant date and an additional one-third on the first and second anniversary dates of the grant. Our last grant of stock options, awarded in 2009, expired in May 2019. There are no outstanding stock options as of December 31, 2019.

As of December 31, 2019, there were 921,418 service-based share awards were outstanding.

A summary of activity under our Stock Incentive Plan during the year ended December 31, 2019 is presented below:

Options	Number	Weighted Average Exercise Price	Weighted Average Remaining Contractual Term (years)	Aggregate Intrinsic Value
Outstanding at January 1, 2019	117,110	\$ 6.55		
Exercised	(40,049)	6.55		
Forfeited/expired	(77,061)	6.55		
Outstanding, fully vested and exercisable at December 31, 2019 (1)	—	\$ —	—	\$ —

(1) As the result of actions in 2011 that were determined to be a "change of control" under the Stock Incentive Plan, all options remained exercisable for their respective remaining term, regardless of whether the awardees remained employees of Century. There are no outstanding stock options as of December 31, 2019.

Long-Term Incentive Plan. We also grant annual long-term incentive awards under our Amended and Restated Long-Term Incentive Plan (the "LTIP"). The LTIP is designed to provide senior-level employees the opportunity to earn long-term incentive awards through the achievement of performance goals and to align compensation with the interests of our stockholders. This is achieved by linking compensation to share price appreciation and total stockholder return over a multi-year period. Awards made under the LTIP are granted subject to the Stock Incentive Plan to the extent the award is deliverable in stock. We provide two types of LTIP awards: time-vested share units and performance units.

Time-vested share units are stock-settled awards which do not contain any performance-based vesting requirements. Performance units can be settled in cash or stock and vest based on the achievement of pre-determined performance metrics at the discretion of the Board. Our performance unit liability was approximately \$3.7 million and \$2.2 million as of December 31, 2019 and 2018, respectively. Both the performance units and time-vested share units vest, in their entirety, after three years.

CENTURY ALUMINUM COMPANY
NOTES TO THE CONSOLIDATED FINANCIAL STATEMENTS
(amounts in millions, except share and per share amounts)

Service-based share awards	Number
Outstanding at January 1, 2019	658,906
Granted	613,043
Vested	(288,530)
Forfeited	(62,001)
Outstanding at December 31, 2019	921,418

Performance-based share awards	Number
Outstanding at January 1, 2019	608,301
Granted	571,369
Vested	(302,342)
Forfeited	(33,265)
Outstanding at December 31, 2019	844,063

	Year ended December 31,		
	2019	2018	2017
Service-based share awards			
Weighted average per share fair value of service-based share grants	\$ 11.34	\$ 20.21	\$ 8.92
Total intrinsic value of option exercises	39	444	624

Fair Value Measurement of Share-Based Compensation Awards. We estimate the fair value of each stock option award using the Black-Scholes model on the date of grant. Our last grant of stock options, awarded in 2009, expired in May 2019. We have not granted any stock options since 2009. For our service-based awards, fair value is equal to the closing stock price on the date of grant. For our performance-based awards, fair value is equal to the closing stock price at each reporting period end.

The following table summarizes the compensation cost recognized for the years ended December 31, 2019, 2018 and 2017 for all options, service-based and performance-based share awards. The compensation cost is included as part of selling, general and administrative expenses in our Consolidated Statements of Operations.

	Year ended December 31,		
	2019	2018	2017
Share-based compensation expense reported:			
Performance-based share expense	\$ 3.0	\$ (0.1)	\$ 4.0
Service-based share expense	3.5	3.8	3.4
Total share-based compensation expense before income tax	6.5	3.7	7.4
Income tax	—	—	—
Total share-based compensation expense, net of income tax	\$ 6.5	\$ 3.7	\$ 7.4

No share-based compensation cost was capitalized during these periods and there were no significant modifications of any share-based awards in 2019, 2018 and 2017. As of December 31, 2019, we had unrecognized compensation cost of \$4.4 million before taxes. This cost will be recognized over a weighted average period of two years.

13. Earnings (Loss) Per Share

Basic EPS amounts are calculated by dividing net income (loss) allocated to common stockholders by the weighted average number of common shares outstanding. Diluted EPS amounts assume the issuance of common stock for all potentially dilutive common shares outstanding.

The following table shows the basic and diluted earnings (loss) per share for 2019, 2018, and 2017:

CENTURY ALUMINUM COMPANY
NOTES TO THE CONSOLIDATED FINANCIAL STATEMENTS
(amounts in millions, except share and per share amounts)

	For the year ended December 31, 2019		
	Net (Loss)	Shares (in millions)	Per Share
Net loss	\$ (80.8)		
Amount allocated to common stockholders	100%		
Basic and Diluted EPS: ⁽¹⁾	\$ (80.8)	88.8	\$ (0.91)

	For the year ended December 31, 2018		
	Net (Loss)	Shares (in millions)	Per Share
Net loss	\$ (66.2)		
Amount allocated to common stockholders	100%		
Basic and Diluted EPS: ⁽¹⁾	\$ (66.2)	87.6	\$ (0.76)

	For the year ended December 31, 2017		
	Net Income	Shares (in millions)	Per Share
Net income	\$ 48.6		
Amount allocated to common stockholders	92%		
Basic EPS:			
Net loss allocated to common stockholders	\$ 44.7	87.3	\$ 0.51
Effect of dilutive securities:			
Stock Options		0.7	
Basic and Diluted EPS: ⁽¹⁾	\$ 44.7	88.0	\$ 0.51

Securities excluded from the calculation of diluted EPS (in millions):	2019⁽¹⁾	2018⁽¹⁾	2017
Share-based compensation	0.3	1.4	0.6

⁽¹⁾ In periods when we report a net loss, all share-based compensation awards are excluded from the calculation of diluted weighted average shares outstanding because of their anti-dilutive effect on earnings (loss) per share.

14. Income Taxes

The components of pre-tax book income (loss) consist of the following:

	Year Ended December 31,		
	2019	2018	2017
U.S.	\$ (15.8)	\$ (39.7)	\$ 26.8
Foreign	(69.7)	(30.9)	28.6
Total	\$ (85.5)	\$ (70.6)	\$ 55.4

CENTURY ALUMINUM COMPANY
NOTES TO THE CONSOLIDATED FINANCIAL STATEMENTS
(amounts in millions, except share and per share amounts)

Significant components of income tax expense consist of the following:

	Year Ended December 31,		
	2019	2018	2017
Current:			
U.S. federal current expense (benefit)	—	0.0	\$ (0.1)
State current expense (benefit)	(0.1)	(1.1)	1.2
Foreign current expense	0.1	0.8	12.3
Total current expense (benefit)	(0.0)	(0.3)	13.4
Deferred:			
U.S. federal deferred benefit	(2.2)	(1.6)	(2.5)
State deferred benefit	(0.2)	—	(0.0)
Foreign deferred tax expense (benefit)	(6.0)	1.7	(3.3)
Total deferred expense (benefit)	(8.4)	0.1	(5.8)
Total income tax expense (benefit)	\$ (8.4)	\$ (0.2)	\$ 7.6

A reconciliation of the statutory U.S. Federal income tax rate to the effective income tax rate on income (loss) is as follows:

	2019	2018	2017
Federal Statutory Rate	21.0 %	21.0 %	35.0 %
Permanent differences	(13.1)	(25.7)	57.5
State taxes, net of Federal benefit	(0.1)	3.5	(6.6)
Rate change	(3.5)	(0.6)	370.5
Foreign earnings taxed at different rates than U.S.	(3.3)	11.8	(40.5)
Valuation allowance	72.8	81.2	(401.4)
Transition tax	—	(13.8)	—
Net operating loss expiration and remeasurement	(66.2)	(75.8)	—
Changes in uncertain tax reserves	1.2	(1.4)	3.8
Other	1.0	0.1	(4.6)
Effective tax rate	9.8 %	0.3 %	13.7 %

The effective tax rate for each of the years ending December 31, 2019 and December 31, 2018 was lower than the statutory US tax rate of 21% primarily as a result of the non-recognition of current year domestic and foreign losses.

For the period ending December 31, 2017, the Company's U.S. deferred tax asset and related valuation allowance decreased by \$205.2 million as a result of the Tax Cuts and Jobs Act (the "Act") in 2017. The Act made significant changes to various areas of U.S. federal income tax law. As the U.S. deferred tax asset had a full valuation allowance, this change in rate from 35% to 21% as a result of the Act had no impact on the Company's financial position or results of operations. The increase in permanent differences is a result of tax law changes related to our foreign operations. The effect of earnings of foreign subsidiaries includes the difference between the U.S. statutory rate and local jurisdiction tax rates.

On January 1, 2019, the Company adopted ASU 2018-02, "Income Statement-Reporting Comprehensive Income (Topic 220), Reclassification of Certain Tax Effects from Accumulated Other Comprehensive Income," which provides for the reclassification from accumulated other comprehensive income to retained earnings of stranded tax effects resulting from the Act. In accordance with the provisions of the ASU, \$1.3 million of stranded tax effects related to the Act were reclassified from accumulated other comprehensive loss to retained earnings in the first quarter of 2019. This reclassification includes the impact of the change in the federal corporate income tax rate and the related federal benefit of state taxes.

Deferred income taxes reflect the net tax effects of temporary differences between the carrying amounts of assets and liabilities for financial reporting purposes and the amounts used for income tax purposes.

CENTURY ALUMINUM COMPANY
NOTES TO THE CONSOLIDATED FINANCIAL STATEMENTS
(amounts in millions, except share and per share amounts)

The significant components of our deferred tax assets and liabilities as of December 31 are as follows:

	<u>2019</u>	<u>2018</u>
Deferred tax assets:		
Accrued postretirement benefit cost	\$ 39.3	\$ 40.3
Accrued liabilities	10.8	10.9
Share-based compensation	0.9	2.1
Goodwill	—	0.4
Net operating losses and tax credits	432.8	482.8
Foreign basis differences	15.0	13.5
Ravenswood retiree legal settlement	1.9	2.4
Other	2.8	1.9
Total deferred tax assets	<u>503.5</u>	<u>554.3</u>
Valuation allowance	(492.4)	(552.5)
Net deferred tax assets	<u>\$ 11.1</u>	<u>\$ 1.8</u>
Deferred tax liabilities:		
Derivatives	\$ (3.5)	\$ —
Tax over financial statement depreciation	\$ (102.4)	(103.9)
Total deferred tax liabilities	<u>(105.9)</u>	<u>(103.9)</u>
Net deferred tax liability	<u>\$ (94.8)</u>	<u>\$ (102.1)</u>

We regularly assess the likelihood that deferred tax assets will be recovered from future taxable income. To the extent we believe that it is more likely than not that a deferred tax asset will not be realized, a valuation allowance is established. When a valuation allowance is established or increased, an income tax charge is included in the consolidated statement of operations and net deferred tax assets are adjusted accordingly. Future changes in tax laws, statutory tax rates and taxable income levels could result in actual realization of the deferred tax assets being materially different from the amounts provided for in the consolidated financial statements. If the actual recovery amount of the deferred tax asset is less than anticipated, we would be required to write-off the remaining deferred tax asset and increase the tax provision.

We have a valuation allowance of \$492.4 million recorded for all of our U.S. deferred tax assets, and a portion of our Icelandic deferred tax assets as of December 31, 2019. The Company is subject to the provisions of ASC 740-10, Income Taxes, which requires that the effect on deferred tax assets and liabilities of a change in tax rates be recognized in the period the tax rate change was enacted. The overall reduction in deferred tax assets, and the related valuation allowances, are primarily a result of the enactment of the Act in 2017, the expiration of certain foreign net operating loss carryforwards ("NOLs"), and state tax law changes that impacted our State NOLs.

The changes in the valuation allowance are as follows:

CENTURY ALUMINUM COMPANY
NOTES TO THE CONSOLIDATED FINANCIAL STATEMENTS
(amounts in millions, except share and per share amounts)

	2019	2018	2017
Beginning balance, valuation allowance	\$ 552.5	\$ 607.8	\$ 839.1
Remeasurement of deferred tax assets	(41.6)	(32.1)	(205.2)
Release of valuation allowance	—	—	—
Expiration of net operating losses	(10.8)	(12.3)	—
Other change in valuation allowance	(7.7)	(11.0)	(26.1)
Ending balance, valuation allowance	<u>\$ 492.4</u>	<u>\$ 552.5</u>	<u>\$ 607.8</u>

The significant components of our NOLs are as follows:

	2019	2018
Federal ⁽¹⁾	\$ 1,519.9	\$ 1,470.4
State ⁽²⁾	1,068.3	2,205.0
Foreign ⁽³⁾	306.8	398.2

⁽¹⁾ The federal NOL begins to expire in 2028.

⁽²⁾ The state NOLs begin to expire in 2027.

⁽³⁾ The Icelandic NOL expires between 2020 and 2026; the Netherlands NOL begins to expire in 2022.

Our ability to utilize our deferred tax assets to offset future federal taxable income may be significantly limited if we experience an "ownership change" as defined in the Code. In general, an ownership change would occur if our "five-percent shareholders," as defined under the Code, collectively increase their ownership in us by more than 50 percentage points over a rolling three-year period. Future transactions in our stock that may not be in our control may cause us to experience such an ownership change and thus limit our ability to utilize net operating losses, tax credits and other tax assets to offset future taxable income.

A reconciliation of the beginning and ending amounts of gross unrecognized tax benefits (excluding interest) is as follows:

	2019	2018	2017
Balance as of January 1,	\$ 9.5	\$ 8.4	\$ 6.4
Additions based on tax positions related to the current year	—	2.0	2.1
Decreases due to lapse of applicable statute of limitations	(1.3)	(0.9)	(0.1)
Settlements	—	—	—
Balance as of December 31,	<u>\$ 8.2</u>	<u>\$ 9.5</u>	<u>\$ 8.4</u>

Included in the above balances are tax positions relating to temporary differences where there is uncertainty about the timing of tax return inclusion, but not that the amounts will ultimately be tax deductible. Because of the impact of deferred tax accounting, other than interest and penalties, the timing would not impact the annual effective tax rate but could accelerate the payment of cash to the taxing authority to an earlier period. The remaining amounts of unrecognized tax benefits would affect our effective tax rate if recognized. It is our policy to recognize potential accrued interest and penalties related to unrecognized tax benefits in income tax expense.

The components of our unrecognized tax benefits are as follows:

	2019	2018	2017
Unrecognized tax benefits - Temporary Differences	\$ 6.8	\$ 7.9	\$ 8.3
Other unrecognized tax benefits	1.4	1.6	0.1
Gross unrecognized tax benefits	<u>\$ 8.2</u>	<u>\$ 9.5</u>	<u>\$ 8.4</u>
Accrued interest and penalties related to unrecognized tax benefits	\$ —	\$ 0.1	\$ —

We do not expect a significant change in the balance of unrecognized tax benefits within the next twelve months.

CENTURY ALUMINUM COMPANY
NOTES TO THE CONSOLIDATED FINANCIAL STATEMENTS
(amounts in millions, except share and per share amounts)

Century and its subsidiaries file income tax returns in the U.S. federal jurisdiction, various state and local jurisdictions, and several foreign jurisdictions.

Our federal income tax returns have been reviewed by the IRS through 2010. However, we have NOLs beginning in 2008 that are available for carryforward to future years. Under U.S. tax law, NOLs may be adjusted by the IRS until the statute of limitations expires for the year in which the NOL is used. Accordingly, our 2008 and later NOLs may be reviewed until they are used or expire. Material state and local income tax matters have been concluded for years through 2016.

Our Icelandic tax returns are subject to examination beginning with the 2014 tax year.

15. Commitments and Contingencies

We have pending against us or may be subject to various lawsuits, claims and proceedings related primarily to employment, commercial, stockholder, environmental, safety and health matters and are involved in other matters that may give rise to contingent liabilities. While the results of such matters and claims cannot be predicted with certainty, we believe that the ultimate outcome of any such matters and claims will not have a material adverse impact on our financial condition, results of operations or liquidity. However, because of the nature and inherent uncertainties of litigation and estimating liabilities, should the resolution or outcome of these actions be unfavorable, our business, financial condition, results of operations and liquidity could be materially and adversely affected.

In evaluating whether to accrue for losses associated with legal or environmental contingencies, it is our policy to take into consideration factors such as the facts and circumstances asserted, our historical experience with contingencies of a similar nature, the likelihood of our prevailing and the severity of any potential loss. For some matters, no accrual is established because we have assessed our risk of loss to be remote. Where the risk of loss is probable and the amount of the loss can be reasonably estimated, we record an accrual, either on an individual basis or with respect to a group of matters involving similar claims, based on the factors set forth above. While we regularly review the status of, and our estimates of potential liability associated with, contingencies to determine the adequacy of any associated accruals and related disclosures, the ultimate amount of loss may differ from our estimates.

Legal Contingencies

Vernon

In July 2006, we were named as a defendant, together with certain affiliates of Alcan Inc., in a lawsuit brought by Alcoa Inc. seeking to determine responsibility for certain environmental indemnity obligations related to the sale of a cast aluminum plate manufacturing facility located in Vernon, California, which we purchased from Alcoa Inc. in December 1998, and sold to Alcan Rolled Products-Ravenswood LLC in July 1999. The complaint also seeks costs and attorney fees. The matter was stayed by the court in 2008 to allow for the remediation of environmental areas at the site. On June 30, 2016, the U.S. District Court for the District of Delaware ordered the stay lifted and reopened the case. Discovery was completed in the third quarter of 2019 and trial is currently scheduled to begin on March 23, 2020. At this stage, we cannot predict the ultimate outcome of this action or estimate a range of reasonably possible losses related to this matter.

Ravenswood Retiree Medical Benefits changes

In November 2009, Century Aluminum of West Virginia ("CAWV") filed a class action complaint for declaratory judgment against the United Steel, Paper and Forestry, Rubber, Manufacturing, Energy, Allied Industrial and Service Workers International Union ("USW"), the USW's local and certain CAWV retirees, individually and as class representatives ("CAWV Retirees"), seeking a declaration of CAWV's rights to modify/terminate retiree medical benefits. Later in November 2009, the USW and representatives of a retiree class filed a separate suit against CAWV, Century Aluminum Company, Century Aluminum Master Welfare Benefit Plan, and various John Does with respect to the foregoing.

On August 18, 2017, the District Court for the Southern District of West Virginia approved a settlement agreement in respect of these actions. Under the terms of the settlement agreement, CAWV agreed to make payments into a trust for the benefit of the CAWV Retirees in the aggregate amount of \$23.0 million over the course of 10 years. Upon approval of the settlement, we paid \$5.0 million to the aforementioned trust in September 2017 and recognized a gain of \$5.5 million to arrive at the-then net present value of \$12.5 million. CAWV has agreed to pay the remaining amounts under the settlement agreement in annual increments of \$2.0 million for nine years. As of December 31, 2019, \$2.0 million was recorded in other current liabilities and \$8.7 million was recorded in other liabilities.

CENTURY ALUMINUM COMPANY
NOTES TO THE CONSOLIDATED FINANCIAL STATEMENTS
(amounts in millions, except share and per share amounts)

PBGC Settlement

In 2013, we entered into a settlement agreement with the Pension Benefit Guarantee Corporation (the "PBGC") regarding an alleged "cessation of operations" at our Ravenswood facility. Pursuant to the terms of the agreement, we agreed to make additional contributions (above any minimum required contributions) to our defined benefit pension plans totaling approximately \$17.4 million. Under certain circumstances, in periods of lower primary aluminum prices relative to our cost of operations, we are able to defer one or more of these payments, provided that we provide the PBGC with acceptable security for such deferred payments. We did not make any contributions during the years ended December 31, 2019, 2018 and 2017. We have elected to defer certain payments under the PBGC agreement and have provided the PBGC with the appropriate security. The remaining contributions under this agreement are approximately \$9.6 million.

Environmental Contingencies

Matters relating to the St. Croix Alumina Refining Facility

We are a party to a United States Environmental Protection Agency Administrative Order on Consent (the "Order") pursuant to which certain past and present owners of an alumina refining facility at St. Croix, Virgin Islands (the "St. Croix Alumina Refinery") have agreed to carry out a Hydrocarbon Recovery Plan to remove and manage hydrocarbons floating on groundwater underlying the facility. Pursuant to the Hydrocarbon Recovery Plan, recovered hydrocarbons and groundwater are delivered to the adjacent petroleum refinery where they are received and managed. At this time, we are not able to estimate the amount of any future potential payments under this indemnification to comply with the Order, but we do not anticipate that any such amounts will have a material adverse effect on our financial condition, results of operations or liquidity, regardless of the final outcome.

In December 2010, Century was among several defendants named in a lawsuit filed by plaintiffs who either worked, resided or owned property in the area downwind from the St. Croix Alumina Refinery. In March 2011, Century was also named a defendant in a nearly identical suit brought by certain additional plaintiffs. The plaintiffs in both suits allege damages caused by the presence of red mud and other particulates coming from the alumina facility and are seeking unspecified monetary damages, costs and attorney fees as well as certain injunctive relief. We tendered indemnity and defense to St. Croix Alumina LLC and Alcoa Alumina & Chemical LLC under the terms of an acquisition agreement relating to the facility and have filed motions to dismiss plaintiffs' claims. In August 2015, the Superior Court of the Virgin Islands, Division of St. Croix denied the motions to dismiss but ordered all plaintiffs to refile individual complaints. On February 28, 2018, plaintiffs in both cases filed a Motion for Voluntary Dismissal of Century without prejudice to refile. At this time, it is not possible to predict the ultimate outcome of or to estimate a range of reasonably possible losses for any of the foregoing actions relating to the St. Croix Alumina Refinery.

Power Commitments and Contingencies

Hawesville

Hawesville has a power supply arrangement with Kenergy and EDF Trading North America, LLC ("EDF") which provides market-based power to the Hawesville smelter. Under this arrangement, the power companies purchase power on the open market and pass it through to Hawesville at Midcontinent Independent System Operator ("MISO") pricing plus transmission and other costs. The power supply arrangement with Kenergy has an effective term through December 2023. The arrangement with EDF to act as our market participant with MISO has an effective term through May 2021. Each of these agreements provides for automatic extension on a year-to-year basis unless a one year notice is given.

Sebree

Sebree has a power supply arrangement with Kenergy and EDF which provides market-based power to the Sebree smelter. Similar to the arrangement at Hawesville, the power companies purchase power on the open market and pass it through to Sebree at MISO pricing plus transmission and other costs. The power supply arrangement with Kenergy has an effective term through December 2023. The arrangement with EDF to act as our market participant with MISO has an effective term through May 2021. Each of these agreements provides for automatic extension on a year-to-year basis unless a one year notice is given.

Mt. Holly

CENTURY ALUMINUM COMPANY
NOTES TO THE CONSOLIDATED FINANCIAL STATEMENTS
(amounts in millions, except share and per share amounts)

Mt. Holly has a power supply arrangement pursuant to which 25% of the Mt. Holly load is served from the South Carolina Public Service Authority's ("Santee Cooper") generation at a cost-based industrial rate and 75% of the Mt. Holly load is sourced from a supplier that is outside Santee Cooper's service territory at market prices that are tied to natural gas prices. The agreement with Santee Cooper has a term through December 31, 2020 and can be terminated by Mt. Holly on a 120 days' notice. The agreement with the other power supplier has a term through December 31, 2020 and may be terminated by Mt. Holly on 60 days' notice.

Grundartangi

Grundartangi has power purchase agreements for approximately 525 MW with HS Orka hf ("HS"), Landsvirkjun and Orkuveita Reykjavíkur ("OR") to provide power to its Grundartangi smelter. These power purchase agreements expire on various dates from 2019 through 2036 (subject to extension). The power purchase agreements with HS and OR both provide power at LME-based variable rates for the duration of these agreements. The power purchase agreement with Landsvirkjun for 161 MW provides power at rates linked to the Nord Pool power market.

Helguvik

Nordural Helguvik ehf ("Helguvik") has a power purchase agreement with OR to provide a portion of the power requirements to the Helguvik project. The agreement would provide power at LME-based variable rates and contain take-or-pay obligations with respect to a significant percentage of the total committed and available power under such agreement. The first phase of power under the OR purchase agreement (approximately 47.5 MW) became available in the fourth quarter of 2011 and is currently being utilized at Grundartangi. The agreement also contains certain conditions to OR's obligations with respect to the remaining phases and OR has alleged that certain of these conditions have not been satisfied.

Other Commitments and Contingencies

Labor Commitments

The bargaining unit employees at our Grundartangi, Vlissingen, Hawesville and Sebree facilities are represented by labor unions, representing approximately 65% of our total workforce.

Approximately 86% of Grundartangi's work force is represented by five labor unions, governed by a labor agreement that establishes wages and work rules for covered employees. This agreement expired on December 31, 2019. Since such time we have been operating under the terms of the expired agreement while we engage in negotiations with the unions regarding the terms of a new agreement.

100% of Vlissingen's work force is represented by the Federation for the Metal and Electrical Industry ("FME") by a labor agreement that is effective through December 1, 2020.

Approximately 56% of our U.S. based work force is represented by USW. The labor agreement for Hawesville employees is effective through April 1, 2020. Century Sebree's labor agreement with the USW for its employees is effective through October 28, 2023. Mt. Holly employees are not represented by a labor union.

16. Asset Retirement Obligations

The reconciliation of the changes in our AROs is presented below:

	Year ended December 31,	
	2019	2018
Beginning balance, ARO liability	\$ 18.2	\$ 28.5
Additional ARO liability incurred	2.9	3.6
ARO liabilities settled	(3.5)	(6.5)
Accretion expense	1.3	1.9
Revisions in estimated cash flows	—	(9.3)
Ending balance, ARO liability	<u>\$ 18.9</u>	<u>\$ 18.2</u>

CENTURY ALUMINUM COMPANY
NOTES TO THE CONSOLIDATED FINANCIAL STATEMENTS
(amounts in millions, except share and per share amounts)

Revisions in estimated cash flows during 2018 were related to a change in estimate of future disposal costs of spent potliners.

17. Quarterly Information (Unaudited)

Financial results by quarter for the years ended December 31, 2019 and 2018 are as follows:

	Net sales	Gross profit (loss)	Net income (loss)	Net income (loss) allocated to common stockholders	Basic earnings (loss) per share	Diluted earnings (loss) per share
2019						
4th Quarter	\$ 435.5	\$ 6.7	\$ (4.8)	\$ (4.8)	\$ (0.05)	\$ (0.05)
3rd Quarter	438.0	(13.7)	(20.7)	(20.7)	(0.23)	(0.23)
2nd Quarter ⁽⁴⁾	473.1	(4.1)	(20.7)	(20.7)	(0.23)	(0.23)
1st Quarter	490.0	(12.8)	(34.6)	(34.6)	(0.39)	(0.39)
2018						
4th Quarter ⁽¹⁾	\$ 486.9	\$ (59.3)	\$ (65.0)	\$ (65.0)	\$ (0.74)	\$ (0.74)
3rd Quarter ⁽²⁾	481.8	(11.8)	(20.3)	(20.3)	(0.23)	(0.23)
2nd Quarter ⁽³⁾	470.0	33.7	19.4	17.9	0.20	0.20
1st Quarter	454.5	14.5	(0.3)	(0.3)	(0.00)	(0.00)

- (1) The fourth quarter of 2018 was unfavorably impacted by realization of a lower of cost or net realizable value adjustment of \$30.6 million.
- (2) The third quarter of 2018 was favorably impacted by a \$4.5 million gain on the extinguishment of the remainder of our contractual commitments associated with the construction of the Helguvik project.
- (3) The second quarter of 2018 reflects our temporary curtailment of one potline at our Sebree aluminum smelter due to an equipment failure that was brought back online in the third quarter.
- (4) The second quarter of 2019 includes a \$4.3 million loss incurred from the sale of our interest in BHH.

18. Business Segments

Century Aluminum is a producer of primary aluminum, which trades as a global commodity. We are organized as a holding company with each of our operating primary aluminum smelters managed and operated as a separate facility reporting to our corporate headquarters. Each of our operating primary aluminum smelters meets the definition of an operating segment. We evaluated the similar economic and other characteristics, including nearly identical products, production processes, customers and distribution and have aggregated our four operating segments into one reportable segment, primary aluminum, based on these factors. In addition, all of our primary aluminum smelters share several key economic factors inherent in their common products and production processes. For example, all of our facilities' revenue is based on the LME price for primary aluminum.

A reconciliation of our consolidated assets to the total of primary aluminum segment assets is provided below.

Segment assets ⁽¹⁾	2019	2018	2017
Primary	\$ 1,433.7	\$ 1,480.7	\$ 1,531.0
Corporate, unallocated	66.0	56.8	50.6
Total assets	\$ 1,499.7	\$ 1,537.5	\$ 1,581.6

- (1) Segment assets include accounts receivable, due from affiliates, prepaid and other current assets, leases- right of use assets, inventory, intangible assets and property, plant and equipment — net; the remaining assets are unallocated corporate assets.

CENTURY ALUMINUM COMPANY
NOTES TO THE CONSOLIDATED FINANCIAL STATEMENTS
(amounts in millions, except share and per share amounts)

Geographic information

Included in the consolidated financial statements are the following amounts related to geographic locations:

	<u>2019</u>	<u>2018</u>	<u>2017</u>
Net sales: ⁽¹⁾			
United States	\$ 1,179.6	\$ 1,138.6	\$ 938.4
Iceland	657.0	754.6	650.7
Long-lived assets: ⁽²⁾			
United States	\$ 419.1	\$ 396.0	\$ 370.0
Iceland	518.0	554.3	583.0
Other	75.3	76.5	75.0

⁽¹⁾ Includes sales of primary aluminum, scrap aluminum and alumina.

⁽²⁾ Includes long-lived assets other than financial instruments and deferred taxes.

Major customer information

In 2019, revenues from two customers exceeded 10% of our net sales compared to two customers in 2018 and one customer in 2017. A loss of these customers could have a material adverse effect on our results of operations. The net sales related to the customers is as follows:

	<u>Year Ended December 31,</u>		
	<u>2019</u>	<u>2018</u>	<u>2017</u>
Glencore	\$ 1,191.6	\$ 1,204.5	\$ 1,198.1
Southwire	235.4	222.4	77.2

19. Derivatives

As of December 31, 2019, we had an open position of 96,065 tonnes related to LME forward financial sales contracts to fix the forward LME price. These contracts are expected to settle monthly through December 2024. We also entered into Midwest premium ("MWP") forward financial sales contracts to fix the forward MWP price. These contracts are expected to settle monthly through December 2021. As of December 31, 2019, we had an open position of 150,000 tonnes.

In 2019, we entered into financial contracts to fix the forward price for power related to the expected production of line 4 at Hawesville for the period of January 2020 through December 2020 ("Hawesville L4 power price swaps") of 790,560 MWh. The Hawesville L4 power price swaps are expected to settle monthly during the term of the contract.

We have financial contracts with various counterparties to offset fixed price sales arrangements with certain of our customers (the "fixed for floating swaps") to remain exposed to the LME price. As of December 31, 2019, we had open positions related to such arrangements of 12,611 tonnes settling at various dates through December 2020.

In 2017, we entered into financial contracts to fix the forward price of approximately 4% of Grundartangi's total power requirements for the period November 2019 through December 2020 (the "power price swaps"). As of December 31, 2019, we had an open position of 219,600 MWh related to the power price swaps. Because the power price swaps are settled in euros, in 2018 we entered into financial contracts to hedge the risk of fluctuations associated with the euro (the "FX swaps"). As of December 31, 2019, we had open positions related to the FX swaps for €4.8 million Euros that settle monthly through December 2020.

The following table sets forth the Company's derivative assets and liabilities that were accounted for at fair value and not designated as cash flow hedges as of December 31, 2019 and 2018:

CENTURY ALUMINUM COMPANY
NOTES TO THE CONSOLIDATED FINANCIAL STATEMENTS
(amounts in millions, except share and per share amounts)

	Asset Fair Value	
	2019	2018
Commodity contracts ⁽¹⁾	\$ 19.7	\$ 8.2
Foreign exchange contracts ⁽²⁾	—	—
Total	\$ 19.7	\$ 8.2

	Liability Fair Value	
	2019	2018
Commodity contracts ⁽¹⁾	\$ 3.6	\$ 2.2
Foreign exchange contracts ⁽²⁾	0.6	0.3
Total	\$ 4.2	\$ 2.5

⁽¹⁾ Commodity contracts reflect our outstanding LME forward financial sales contracts, MWP forward financial sales contracts, Hawesville L4 power price swaps, fixed for floating swaps, and Nord Pool power price swaps.

⁽²⁾ Foreign exchange contracts reflect our outstanding FX swaps.

The following table summarizes the net gain (loss) on forward and derivative contracts for the years ended December 31, 2019, 2018, and 2017:

	Year Ended December 31,		
	2019	2018	2017
Commodity contracts	\$ 12.9	\$ 6.6	\$ (16.5)
Foreign exchange contracts	(0.9)	(0.3)	—
Total	\$ 12.0	\$ 6.3	\$ (16.5)

20. Condensed Consolidating Financial Information

The Company has filed a Registration Statement on Form S-3 (the "Universal Shelf Registration Statement") with the Securities and Exchange Commission pursuant to which the Company may, from time to time, offer an indeterminate amount of securities, which may include securities that are guaranteed by certain of the Company's subsidiaries. The condensed consolidated financial information below is presented herein pursuant to the Universal Shelf Registration Statement. We have not issued any debt securities pursuant to the Universal Shelf Registration Statement.

"Guarantor Subsidiaries" refers to all of our material domestic subsidiaries except for Nordural US LLC, Century Aluminum Development LLC and Century Aluminum of West Virginia, Inc. The Guarantor Subsidiaries are 100% owned by Century. All guarantees will be full and unconditional; all guarantees will be joint and several. Our foreign subsidiaries, together with Nordural US LLC, Century Aluminum Development LLC and Century Aluminum of West Virginia, Inc., are collectively referred to as the "Non-Guarantor Subsidiaries". We allocate corporate expenses or income to our subsidiaries and charge interest on certain intercompany balances.

The following summarized condensed consolidating statements of comprehensive income (loss) for the twelve months ended December 31, 2019, 2018 and 2017, condensed consolidating balance sheets as of December 31, 2019 and December 31, 2018 and the condensed consolidating statements of cash flows for the twelve months ended December 31, 2019, 2018 and 2017 present separate results for Century, the Guarantor Subsidiaries, the Non-Guarantor Subsidiaries, consolidating adjustments and total consolidated amounts.

CENTURY ALUMINUM COMPANY
NOTES TO THE CONSOLIDATED FINANCIAL STATEMENTS
(amounts in millions, except share and per share amounts)

Condensed Consolidating Statements of Comprehensive Income (Loss)
For the year ended December 31, 2019

	The Company	Combined Guarantor Subsidiaries	Combined Non- Guarantor Subsidiaries	Consolidating Adjustments	Total Consolidated
NET SALES:					
Related parties	\$ —	\$ 566.5	\$ 625.1	\$ —	\$ 1,191.6
Other customers	—	613.1	31.9	—	645.0
Total net sales	—	1,179.6	657.0	—	1,836.6
Cost of goods sold	—	1,182.4	678.1	—	1,860.5
Gross profit (loss)	—	(2.8)	(21.1)	—	(23.9)
Selling, general and administrative expenses	25.9	16.3	5.2	—	47.4
Other operating expense - net	—	—	0.8	—	0.8
Operating income (loss)	(25.9)	(19.1)	(27.1)	—	(72.1)
Interest expense - term loan	(2.1)	—	—	—	(2.1)
Interest expense	(21.0)	(1.7)	(0.3)	—	(23.0)
Intercompany Interest	35.0	10.3	(45.3)	—	—
Interest income	0.2	—	0.6	—	0.8
Net gain on forward and derivative contracts	12.0	1.4	(1.4)	—	12.0
Other income (expense) - net	1.3	(2.8)	0.4	—	(1.1)
Income (loss) before income taxes and equity in earnings of joint ventures	(0.5)	(11.9)	(73.1)	—	(85.5)
Income tax (expense) benefit	1.2	1.4	5.8	—	8.4
Income (loss) before equity in earnings of joint ventures	0.7	(10.5)	(67.3)	—	(77.1)
BHH impairment	—	—	(4.3)	—	(4.3)
Equity in earnings (loss) of joint ventures	(81.5)	8.2	0.6	73.3	0.6
Net income (loss)	(80.8)	(2.3)	(71.0)	73.3	(80.8)
Other comprehensive income (loss) before income tax effect	(8.8)	(3.2)	(1.2)	4.4	(8.8)
Income tax effect	(1.0)	—	—	—	(1.0)
Other comprehensive income (loss)	(9.8)	(3.2)	(1.2)	4.4	(9.8)
Total comprehensive income (loss)	\$ (90.6)	\$ (5.5)	\$ (72.2)	\$ 77.7	\$ (90.6)

CENTURY ALUMINUM COMPANY
NOTES TO THE CONSOLIDATED FINANCIAL STATEMENTS
(amounts in millions, except share and per share amounts)

Condensed Consolidating Statements of Comprehensive Income (Loss)
For the year ended December 31, 2018

	The Company	Combined Guarantor Subsidiaries	Combined Non- Guarantor Subsidiaries	Consolidating Adjustments	Total Consolidated
NET SALES:					
Related parties	\$ —	\$ 453.6	\$ 750.9	\$ —	\$ 1,204.5
Other customers	—	685.0	3.7	—	688.7
Total net sales	—	1,138.6	754.6	—	1,893.2
Cost of goods sold	—	1,169.2	746.9	—	1,916.1
Gross profit (loss)	—	(30.6)	7.7	—	(22.9)
Selling, general and administrative expenses	23.3	11.6	5.3	—	40.2
Helguvik (gains)	—	—	(4.5)	—	(4.5)
Other operating expense - net	—	—	0.4	—	0.4
Operating income (loss)	(23.3)	(42.2)	6.5	—	(59.0)
Interest expense	(20.6)	(1.6)	(0.2)	—	(22.4)
Intercompany Interest	36.3	9.5	(45.8)	—	—
Interest income	0.3	—	1.2	—	1.5
Net gain (loss) on forward and derivative contracts	1.3	1.4	3.6	—	6.3
Other income (expense) - net	2.1	(1.9)	2.8	—	3.0
Income (loss) before income taxes and equity in earnings of joint ventures	(3.9)	(34.8)	(31.9)	—	(70.6)
Income tax (expense) benefit	2.6	—	(2.4)	—	0.2
Income (loss) before equity in earnings of joint ventures	(1.3)	(34.8)	(34.3)	—	(70.4)
Equity in earnings (loss) of joint ventures	(64.9)	0.6	4.2	64.3	4.2
Net income (loss)	(66.2)	(34.2)	(30.1)	64.3	(66.2)
Other comprehensive income before income tax effect	(5.5)	(24.2)	5.2	19.0	(5.5)
Income tax effect	(1.5)	—	—	—	(1.5)
Other comprehensive income (loss)	(7.0)	(24.2)	5.2	19.0	(7.0)
Total comprehensive income (loss)	\$ (73.2)	\$ (58.4)	\$ (24.9)	\$ 83.3	\$ (73.2)

CENTURY ALUMINUM COMPANY
NOTES TO THE CONSOLIDATED FINANCIAL STATEMENTS
(amounts in millions, except share and per share amounts)

Condensed Consolidating Statements of Comprehensive Income (Loss)
For the year ended December 31, 2017

	The Company	Combined Guarantor Subsidiaries	Combined Non- Guarantor Subsidiaries	Consolidating Adjustments	Total Consolidated
NET SALES:					
Related parties	\$ —	\$ 547.5	\$ 650.6	\$ —	\$ 1,198.1
Other customers	—	390.9	0.1	—	391.0
Total net sales	—	938.4	650.7	—	1,589.1
Cost of goods sold	—	885.5	572.3	—	1,457.8
Gross profit (loss)	—	52.9	78.4	—	131.3
Selling, general and administrative expenses	27.2	12.9	4.7	—	44.8
Helguvik impairment	—	—	(7.3)	—	(7.3)
Ravenswood losses	—	—	(5.5)	—	(5.5)
Other operating expense - net	—	—	2.1	—	2.1
Operating income (loss)	(27.2)	40.0	84.4	—	97.2
Interest expense	(20.4)	(1.6)	(0.2)	—	(22.2)
Intercompany Interest	37.3	8.6	(45.9)	—	—
Interest income	0.5	—	0.9	—	1.4
Net gain (loss) on forward and derivative contracts	—	(17.0)	0.5	—	(16.5)
Other income (expense) - net	0.2	0.4	(5.1)	—	(4.5)
Income (loss) before income taxes and equity in earnings of joint ventures	(9.6)	30.4	34.6	—	55.4
Income tax (expense) benefit	0.5	0.9	(9.0)	—	(7.6)
Income (loss) before equity in earnings (loss) of joint ventures	(9.1)	31.3	25.6	—	47.8
Equity in earnings (loss) of subsidiaries and joint ventures	57.7	2.7	0.8	(60.4)	0.8
Net income	48.6	34.0	26.4	(60.4)	48.6
Other comprehensive income before income tax effect	23.7	12.7	1.5	(14.2)	23.7
Income tax effect	(1.5)	—	0.0	0.0	(1.5)
Other comprehensive income	22.2	12.7	1.5	(14.2)	22.2
Total comprehensive income	\$ 70.8	\$ 46.7	\$ 27.9	\$ (74.6)	\$ 70.8

CENTURY ALUMINUM COMPANY
NOTES TO THE CONSOLIDATED FINANCIAL STATEMENTS
(amounts in millions, except share and per share amounts)

Condensed Consolidating Balance Sheet

As of December 31, 2019

	The Company	Combined Guarantor Subsidiaries	Combined Non- Guarantor Subsidiaries	Consolidating Adjustments	Total Consolidated
Cash & cash equivalents	\$ 0.3	\$ 0.1	\$ 38.5	\$ —	\$ 38.9
Restricted cash	—	0.8	—	—	0.8
Accounts receivable - net	0.7	64.1	5.3	—	70.1
Due from affiliates	0.0	10.9	19.2	—	30.1
Inventories	—	205.5	115.1	—	320.6
Derivative assets	12.2	—	2.4	—	14.6
Prepaid and other current assets	3.0	2.8	6.4	—	12.2
Total current assets	16.2	284.2	186.9	—	487.3
Property, plant and equipment - net	17.2	334.8	597.2	—	949.2
Investment in subsidiaries	609.5	62.7	—	(672.2)	—
Due from affiliates - long term	749.5	537.9	5.1	(1,292.0)	0.5
Other assets	38.1	5.7	18.9	—	62.7
TOTAL	1,430.5	1,225.3	808.1	(1,964.2)	1,499.7
Accounts payable, trade	2.3	66.2	28.6	—	97.1
Due to affiliates	—	2.2	30.7	—	32.9
Accrued and other current liabilities	23.5	27.3	14.7	—	65.5
Accrued employee benefits costs	1.9	7.7	0.8	—	10.4
Hawesville term loan - current	20.0	—	—	—	20.0
Industrial revenue bonds	—	7.8	—	—	7.8
Total current liabilities	47.7	111.2	74.8	—	233.7
Senior notes payable	249.2	—	—	—	249.2
Hawesville term loan - less current portion	20.0	—	—	—	20.0
Accrued pension benefits costs - less current portion	25.1	27.3	8.4	—	60.8
Accrued postretirement benefits costs - less current portion	1.1	97.8	1.8	—	100.7
Leases - right of use liabilities	5.5	0.4	16.9	—	22.8
Other liabilities	3.5	22.2	16.7	—	42.4
Due to affiliates - long term	403.4	315.9	572.7	(1,292.0)	—
Deferred taxes	—	0.4	94.7	—	95.1
Total noncurrent liabilities	707.8	464.0	711.2	(1,292.0)	591.0
Preferred stock	0.0	—	—	—	0.0
Common stock	1.0	0.0	0.1	(0.1)	1.0
Other shareholders' equity	674.0	650.1	22.0	(672.1)	674.0
Total shareholders' equity	675.0	650.1	22.1	(672.2)	675.0
TOTAL	\$ 1,430.5	\$ 1,225.3	\$ 808.1	\$ (1,964.2)	\$ 1,499.7

CENTURY ALUMINUM COMPANY
NOTES TO THE CONSOLIDATED FINANCIAL STATEMENTS
(amounts in millions, except share and per share amounts)

Condensed Consolidating Balance Sheet

As of December 31, 2018

	The Company	Combined Guarantor Subsidiaries	Combined Non- Guarantor Subsidiaries	Consolidating Adjustments	Total Consolidated
Cash & cash equivalents	\$ 0.1	0.0	\$ 38.8	\$ —	\$ 38.9
Restricted cash	—	0.8	—	—	0.8
Accounts receivable - net	0.5	81.8	0.2	—	82.5
Due from affiliates	—	13.1	9.6	—	22.7
Inventories	—	210.7	133.1	—	343.8
Prepaid and other current assets	6.4	3.4	8.2	—	18.0
Total current assets	7.0	309.8	189.9	—	506.7
Property, plant and equipment - net	20.6	320.7	626.0	—	967.3
Investment in subsidiaries	668.3	54.5	—	(722.8)	—
Due from affiliates - long term	751.7	517.6	7.2	(1,276.5)	—
Other assets	29.8	2.1	31.6	—	63.5
TOTAL	1,477.4	1,204.7	854.7	(1,999.3)	1,537.5
Accounts payable, trade	3.7	84.1	31.6	—	119.4
Due to affiliates	—	—	10.3	—	10.3
Accrued and other current liabilities	15.8	22.8	13.9	—	52.5
Accrued employee benefits costs	1.9	8.3	0.8	—	11.0
Revolving credit facility	23.3	—	—	—	23.3
Industrial revenue bonds	—	7.8	—	—	7.8
Total current liabilities	44.7	123.0	56.6	—	224.3
Senior notes payable	248.6	—	—	—	248.6
Accrued pension benefits costs - less current portion	23.2	20.7	7.0	—	50.9
Accrued postretirement benefits costs - less current portion	0.7	98.9	1.6	—	101.2
Other liabilities	2.8	23.5	19.7	—	46.0
Due to affiliates - long term	395.4	307.6	573.5	(1,276.5)	—
Deferred taxes	(0.2)	1.8	102.7	—	104.3
Total noncurrent liabilities	670.5	452.5	704.5	(1,276.5)	551.0
Preferred stock	0.0	—	—	—	0.0
Common stock	1.0	—	0.1	(0.1)	1.0
Other shareholders' equity	761.2	629.2	93.5	(722.7)	761.2
Total shareholders' equity	762.2	629.2	93.6	(722.8)	762.2
TOTAL	\$ 1,477.4	\$ 1,204.7	\$ 854.7	\$ (1,999.3)	\$ 1,537.5

CENTURY ALUMINUM COMPANY
NOTES TO THE CONSOLIDATED FINANCIAL STATEMENTS
(amounts in millions, except share and per share amounts)

Condensed Consolidating Statement of Cash Flows

For the year ended December 31, 2019

	The Company	Combined Guarantor Subsidiaries	Combined Non- Guarantor Subsidiaries	Consolidating Adjustments	Total Consolidated
Net cash provided by (used in) operating activities	\$ (71.7)	\$ 51.4	\$ 38.0	\$ —	\$ 17.7
Purchase of property, plant and equipment	(0.7)	(43.4)	(15.5)	—	(59.6)
Proceeds from sale of joint venture	—	—	20.8	—	20.8
Intercompany transactions	43.4	(10.0)	2.1	(35.5)	—
Net cash provided by (used in) investing activities	42.7	(53.4)	7.4	(35.5)	(38.8)
Borrowings under Hawesville term loan	40.0	—	—	—	40.0
Borrowings under revolving credit facilities	368.6	—	19.5	—	388.1
Repayments under revolving credit facilities	(387.8)	—	(19.5)	—	(407.3)
Other short term borrowings	3.4	—	—	—	3.4
Repayment on other short term borrowings	(3.4)	—	—	—	(3.4)
Issuance of common stock	0.3	—	—	—	0.3
Intercompany transactions	8.1	2.1	(45.7)	35.5	—
Net cash provided by (used in) financing activities	29.2	2.1	(45.7)	35.5	21.1
CHANGE IN CASH, CASH EQUIVALENTS, AND RESTRICTED CASH	0.2	0.1	(0.3)	—	—
Cash, cash equivalents, and restricted cash, beginning of period	0.1	0.8	38.8	—	39.7
Cash, cash equivalents, and restricted cash, end of period	\$ 0.3	\$ 0.9	\$ 38.5	\$ —	\$ 39.7

CENTURY ALUMINUM COMPANY
NOTES TO THE CONSOLIDATED FINANCIAL STATEMENTS
(amounts in millions, except share and per share amounts)

Condensed Consolidating Statement of Cash Flows
For the year ended December 31, 2018

	The Company	Combined Guarantor Subsidiaries	Combined Non- Guarantor Subsidiaries	Consolidating Adjustments	Total Consolidated
Net cash provided by (used in) operating activities	\$ (53.0)	\$ (19.5)	\$ 3.4	\$ —	\$ (69.1)
Purchase of property, plant and equipment	(4.4)	(65.1)	(13.5)	—	(83.0)
Proceeds from sale of property, plant and equipment	—	—	0.1	—	0.1
Intercompany transactions	21.6	54.7	2.2	(78.5)	—
Net cash provided by (used in) investing activities	17.2	(10.4)	(11.2)	(78.5)	(82.9)
Borrowings under revolving credit facilities	120.1	—	—	—	120.1
Repayments under revolving credit facilities	(96.8)	—	—	—	(96.8)
Issuance of common stock	0.4	—	—	—	0.4
Intercompany transactions	(52.1)	30.0	(56.4)	78.5	—
Net cash provided by (used in) financing activities	(28.4)	30.0	(56.4)	78.5	23.7
CHANGE IN CASH, CASH EQUIVALENTS, AND RESTRICTED CASH	(64.2)	0.1	(64.2)	—	(128.3)
Cash, cash equivalents, and restricted cash, beginning of period	64.3	0.7	103.0	—	168.0
Cash, cash equivalents, and restricted cash, end of period	<u>\$ 0.1</u>	<u>\$ 0.8</u>	<u>\$ 38.8</u>	<u>\$ —</u>	<u>\$ 39.7</u>

CENTURY ALUMINUM COMPANY
NOTES TO THE CONSOLIDATED FINANCIAL STATEMENTS
(amounts in millions, except share and per share amounts)

Condensed Consolidating Statement of Cash Flows
For the year ended December 31, 2017

	The Company	Combined Guarantor Subsidiaries	Combined Non- Guarantor Subsidiaries	Consolidating Adjustments	Total Consolidated
Net cash provided by operating activities	\$ (34.5)	\$ (7.0)	\$ 96.0	\$ (3.0)	\$ 51.5
Purchase of property, plant and equipment	(10.9)	(8.1)	(12.8)	—	(31.8)
Proceeds from sale of property, plant and equipment	—	0.9	13.5	—	14.4
Intercompany transactions	75.6	6.2	(7.6)	(74.2)	—
Net cash used in investing activities	64.7	(1.0)	(6.9)	(74.2)	(17.4)
Borrowings under revolving credit facilities	1.3	—	—	—	1.3
Repayments under revolving credit facilities	(1.3)	—	—	—	(1.3)
Issuance of common stock	0.4	—	—	—	0.4
Intercompany transactions	(3.1)	8.2	(82.3)	77.2	—
Net cash used in financing activities	(2.7)	8.2	(82.3)	77.2	0.4
CHANGE IN CASH, CASH EQUIVALENTS, AND RESTRICTED CASH	27.5	0.2	6.8	—	34.5
Cash, cash equivalents, and restricted cash, beginning of period	36.8	0.5	96.2	—	133.5
Cash, cash equivalents, and restricted cash, end of period	\$ 64.3	\$ 0.7	\$ 103.0	\$ —	\$ 168.0

Item 9. Changes in and Disagreements with Accountants on Accounting and Financial Disclosure

Not applicable.

Item 9A. Controls and Procedures

Disclosure Controls and Procedures

As of December 31, 2019, we carried out an evaluation, under the supervision and with the participation of our management, including our Chief Executive Officer and Chief Financial Officer, of the effectiveness of our disclosure controls and procedures. Based upon that evaluation, our management, including the Chief Executive Officer and Chief Financial Officer, concluded that our disclosure controls and procedures were effective.

Internal Control over Financial Reporting

Management is responsible for establishing and maintaining an adequate system of internal control over financial reporting for the Company. This system is designed to provide reasonable assurance regarding the reliability of financial reporting and the preparation of financial statements for external purposes in accordance with generally accepted accounting principles. Because of its inherent limitations, a system of internal control over financial reporting can provide only reasonable assurance and may not prevent or detect misstatements. Further, because of changes in conditions, effectiveness of internal control over financial reporting may vary over time. Our system of internal control contains self-monitoring mechanisms, and actions are taken to correct deficiencies as they are identified.

As required by Section 404 of the Sarbanes-Oxley Act, management conducted an evaluation of the effectiveness of the system of internal control over financial reporting for the year ended December 31, 2019. Management's evaluation was based on the framework in *Internal Control - Integrated Framework (2013)* issued by the Committee of Sponsoring Organizations (COSO) of the Treadway Commission. Based on this evaluation, management concluded that our system of internal control over financial reporting was effective as of December 31, 2019. The effectiveness of our internal control over financial reporting has been audited by Deloitte & Touche LLP, an independent registered public accounting firm.

Changes in Internal Control over Financial Reporting

During the three months ended December 31, 2019, there were no changes in our internal control over financial reporting that materially affected, or are reasonably likely to materially affect, our internal control over financial reporting.

Item 9B. Other Information

Disclosure Pursuant to Section 219 of the Iran Threat Reduction & Syria Human Rights Act

Section 219 of the Iran Threat Reduction and Syria Human Rights Act of 2012 ("ITRA"), effective August 10, 2012, added a new subsection (r) to Section 13 of the Exchange Act, which requires issuers that file periodic reports with the SEC to disclose in their annual and quarterly reports whether, during the reporting period, they or any of their "affiliates" (as defined in Rule 12b-2 under the Exchange Act) have knowingly engaged in specified activities or transactions relating to Iran, including activities not prohibited by U.S. law and conducted outside the U.S. by non-U.S. affiliates in compliance with applicable laws. Issuers must also file a notice with the SEC if any disclosable activity under ITRA has been included in an annual or quarterly report.

Because the SEC defines the term "affiliate" broadly, our largest stockholder may be considered an affiliate of the Company despite the fact that the Company has no control over its largest stockholder's actions or the actions of its affiliates. As such, pursuant to Section 13(r)(1)(D)(iii) of the Exchange Act, the Company hereby discloses the following information provided by our largest stockholder regarding transactions or dealings with entities controlled by the Government of Iran ("the GOI"):

During the year ended December 31, 2019, non-U.S. affiliates of the largest stockholder of the Company ("the non-U.S. Stockholder Affiliates") entered into sales contracts for agricultural products with, or for delivery to or from Iranian entities wholly or majority owned by the GOI. The non-U.S. Stockholder Affiliates performed their obligations under the contracts in compliance with applicable sanction laws and, where required, with the necessary prior approvals by the relevant governmental authorities.

The gross revenue of the non-U.S. Stockholder Affiliates related to the contracts did not exceed the value of USD \$383 million for the year ended December 31, 2019.

The non-U.S. Stockholder Affiliates do not allocate net profit on a country-by-country or activity-by-activity basis, but estimate that the net profit attributable to the contracts would not exceed a small fraction of the gross revenue from such contracts. It is not possible to determine accurately the precise net profit attributable to such contracts.

The contracts disclosed above do not violate applicable sanctions laws administered by the U.S. Department of the Treasury, Office of Foreign Assets Control, and are not the subject of any enforcement action under Iran sanction laws.

The non-U.S. Stockholder Affiliates expect to continue to engage in similar activities in the future in compliance with applicable economic sanctions and in conformity with U.S. secondary sanctions

The Company and its global subsidiaries had no transactions or activities requiring disclosure under ITRA, nor were we involved in the transactions described in this section. As of the date of this report, the Company is not aware of any other activity, transaction or dealing by it or any of its affiliates during the year ended December 31, 2019 that requires disclosure in this report under Section 13(r) of the Exchange Act.

PART III

Item 10. Directors, Executive Officers and Corporate Governance

This Item is incorporated by reference to our definitive proxy statement on Schedule 14A, which will be filed by April 29, 2020, or if our proxy statement is not filed by that date, will be included in an amendment to this Report on Form 10-K, which will be filed by April 29, 2020.

Item 11. Executive Compensation

This Item is incorporated by reference to our definitive proxy statement on Schedule 14A, which will be filed by April 29, 2020, or if our proxy statement is not filed by that date, will be included in an amendment to this Report on Form 10-K, which will be filed by April 29, 2020.

Item 12. Security Ownership of Certain Beneficial Owners and Management and Related Stockholder Matters

This Item is incorporated by reference to our definitive proxy statement on Schedule 14A, which will be filed by April 29, 2020, or if our proxy statement is not filed by that date, will be included in an amendment to this Report on Form 10-K, which will be filed by April 29, 2020.

Item 13. Certain Relationships and Related Transactions and Director Independence

This Item is incorporated by reference to our definitive proxy statement on Schedule 14A, which will be filed by April 29, 2020, or if our proxy statement is not filed by that date, will be included in an amendment to this Report on Form 10-K, which will be filed by April 29, 2020.

Item 14. Principal Accountant Fees and Services

This Item is incorporated by reference to our definitive proxy statement on Schedule 14A, which will be filed by April 29, 2020, or if our proxy statement is not filed by that date, will be included in an amendment to this Report on Form 10-K, which will be filed by April 29, 2020.

PART IV

Item 15. Exhibits and Financial Statement Schedules

(a) (1) List of Financial Statements

The following consolidated financial statements of Century Aluminum Company and the Independent Auditors' Reports are included in Part II, Item 8 of this Form 10-K:

Reports of Independent Registered Public Accounting Firm

Consolidated Statements of Operations for the years ended December 31, 2019, 2018 and 2017

Consolidated Statements of Comprehensive Income (Loss) for the years ended December 31, 2019, 2018 and 2017

Consolidated Balance Sheets as of December 31, 2019 and 2018

Consolidated Statements of Shareholders' Equity for the years ended December 31, 2019, 2018 and 2017

Consolidated Statements of Cash Flows for the years ended December 31, 2019, 2018 and 2017

Notes to the consolidated financial statements

(a) (2) List of financial Statement Schedules

None. All required information has been included in the consolidated financial statements or notes thereto.

(a) (3) List of Exhibits

Exhibit Index

Exhibit Number	Description of Exhibit	Incorporated by Reference			Filed Herewith
		Form	File No.	Filing Date	
3.1	Amended and Restated Certificate of Incorporation of Century Aluminum Company.	10-Q	001-34474	November 9, 2012	
3.2	Amended and Restated Bylaws of Century Aluminum Company.	8-K	001-34474	December 6, 2019	
4.1	Form of Stock Certificate.	10-K	001-34474	February 28, 2018	
4.2	Certificate of Designation, Preferences and Rights of Series A Convertible Preferred Stock of Century Aluminum Company, dated July 7, 2008.	8-K	000-27918	July 8, 2008	
4.3	Indenture for Century Aluminum Company's 7.5% Senior Secured Notes due 2021, dated as of June 4, 2013, by and among Century Aluminum Company, as issuer and Wilmington Trust, National Association, as trustee and Noteholder Collateral Agent.	8-K	001-34474	June 10, 2013	
4.4	First Supplemental Indenture, dated December 18, 2014, for Century Aluminum Company's 7.5% Senior Secured Notes due 2021, by and among Century Aluminum Company, as issuer and Wilmington Trust, National Association, as trustee and Noteholder Collateral Agent.	10-K	001-34474	March 2, 2015	
4.5	Form of Note for the Indenture for Century Aluminum Company's 7.5% Senior Secured Notes due 2021, dated as of June 4, 2013, between Century Aluminum Company, as issuer, and Wilmington Trust Company, as trustee and Noteholder Collateral Agent.	8-K	001-34474	June 10, 2013	
4.6	Description of Common Stock				X
10.1	Second Lien Pledge and Security Agreement, dated as of June 4, 2013, by and among Century Aluminum Company, the other Grantors (as defined therein) and Wilmington Trust, National Association, as collateral agent of the 7.5% Senior Secured Notes.	8-K	001-34474	June 10, 2013	
10.2	Collateral Agency Agreement, dated as of June 4, 2013, by and among Century Aluminum Company, the other Grantors and Wilmington Trust, National Association, as trustee and collateral agent.	8-K	001-34474	June 10, 2013	
10.3	Second Amended and Restated Loan and Security Agreement, dated as of May 16, 2018, among Century Aluminum Company, Century Aluminum of South Carolina, Inc., Century Aluminum of Kentucky General Partnership, NSA General Partnership and Century Aluminum Sebree LCC, as borrowers, and Wells Fargo Capital Finance, LLC, as agent and lender.	10-Q	001-34474	November 2, 2018	
10.4	Revolving Credit Facility, dated November 27, 2013, between Nordural Grundartangi ehf, as borrower, and Landsbankinn hf.	10-K	001-34474	March 14, 2014	
10.5	Amendment to Revolving Credit Facility, dated April 14, 2016, between Nordural Grundartangi ehf, as borrower, and Landsbankinn hf.	8-K	011-34474	April 15, 2016	

10.6	Amendment to Revolving Credit Facility, dated December 15, 2017, between Nordural Grundartangi ehf, as borrower, and Landsbankinn hf	10-K	01134474	February 28, 2018	
10.7	Amendment to Revolving Credit Facility, dated October 2, 2019, between Nordural Grundartangi ehf, as borrower, and Landsbankinn hf	10-Q	01134474	November 8, 2019	
10.8	Amendment Agreement to General Bond, dated as of November 27, 2013, by and between Nordural Grundartangi ehf and Landsbankinn hf.	10-K	001-34474	March 14, 2014	
10.9	Stock Purchase Agreement, dated as of July 7, 2008, by and between Century Aluminum Company and Glencore Investment Pty Ltd.	8-K	000-27918	July 8, 2008	
10.10	Standstill and Governance Agreement, dated as of July 7, 2008, by and between Century Aluminum Company and Glencore AG.	8-K	000-27918	July 8, 2008	
10.11	Amendment to Standstill and Governance Agreement, dated January 27, 2009, by and between Century Aluminum Company and Glencore AG.	10-K	001-34474	March 16, 2010	
10.12	Registration Rights Agreement, dated as of July 7, 2008, by and between Century Aluminum Company and Glencore Investment Pty Ltd.	8-K	000-27918	July 8, 2008	
10.13	Loan Agreement dated as of April 29, 2019, between Century Aluminum Company, as Borrower and Glencore Ltd., as Lender	8-K	00134474	May 3, 2019	
10.14	Century Aluminum Company Amended and Restated Executive Severance Plan, adopted June 23, 2014.*	8-K	001-34474	June 27, 2014	
10.15	Century Aluminum Company Amended and Restated Supplemental Retirement Income Benefit Plan.*	10-Q	000-27918	August 10, 2009	
10.16	First Amendment of the Century Aluminum Company Amended and Restated Supplemental Retirement Income Benefit Plan.*	10-K	001-34474	March 16, 2010	
10.17	Second Amendment of the Century Aluminum Company Amended and Restated Supplemental Retirement Income Benefit Plan, adopted June 23, 2014.*	8-K	001-34474	June 27, 2014	
10.18	Century Aluminum Company Annual Incentive Plan.*	10-K	001-34474	March 2, 2015	
10.19	Century Aluminum Company Amended and Restated Stock Incentive Plan, adopted June 23, 2014.*	8-K	001-34474	June 27, 2014	
10.20	Century Aluminum Company Amended and Restated Long-Term Incentive Plan, adopted March 22, 2016.*	8-K	001-34474	March 24, 2016	
10.21	Century Aluminum Company Amended and Restated Stock Incentive Plan, adopted June 3, 2019.*	8-K	001-34474	June 6, 2019	
10.22	Century Aluminum Company Restoration Plan, adopted December 8, 2015.*	8-K	001-34474	December 14, 2015	
10.23	Form of Time-Vesting Performance Share Unit Award Agreement for awards under the 2014 Amended and Restated Stock Incentive Plan.*	8-K	001-34474	June 27, 2014	
10.24	Form of Performance Unit Award Agreement for awards under the 2014 Amended and Restated Stock Incentive Plan.*	8-K	001-34474	March 24, 2016	
10.25	Form of Time-Vesting Share Unit Award Agreement for awards under the 2019 Amended and Restated Stock Incentive Plan.*				X

10.26	Form of Performance Unit Award Agreement for awards under the 2019 Amended and Restated Stock Incentive Plan.*				X
10.27	Form of Independent Non-Employee Director Annual Equity-Grant Time-Vesting Share Unit Award Agreement.*				X
10.28	Form of Independent Non-Employee Director Annual Retainer Fee Payment Time-Vesting Share Unit Award Agreement.*				X
10.29	Form of Indemnification Agreement.*	8-K	001-34474	December 5, 2014	
21.1	List of Subsidiaries				X
23.1	Consent of Deloitte & Touche LLP				X
24.1	Powers of Attorney				X
31.1	Rule 13a-14(a)/15d-14(a) Certification of the Principal Executive Officer				X
31.2	Rule 13a-14(a)/15d-14(a) Certification of the Principal Financial Officer				X
32.1	Section 1350 Certification (pursuant to Sarbanes-Oxley Section 906) by Principal Executive Officer				X
32.2	Section 1350 Certification (pursuant to Sarbanes-Oxley Section 906) by Principal Financial Officer				X
101.INS	XBRL Instance Document (the instance document does not appear in the Interactive Data File because its XBRL tags are embedded within the Inline XBRL document)				
101.SCH	XBRL Taxonomy Extension Schema				X
101.CAL	XBRL Taxonomy Extension Calculation Linkbase				X
101.DEF	XBRL Taxonomy Extension Definition Linkbase				X
101.LAB	XBRL Taxonomy Extension Label Linkbase				X
101.PRE	XBRL Taxonomy Extension Presentation Linkbase				X
104	Cover Page Interactive Data File (embedded within the Inline XBRL document)				

* Management contract or compensatory plan.

** Confidential Information was omitted from this exhibit pursuant to a request for confidential treatment filed separately with the SEC.

SIGNATURES

Pursuant to the requirements of Section 13 or 15(d) of the Securities Exchange Act of 1934, the Registrant has duly caused this report to be signed on its behalf by the undersigned, thereunto duly authorized.

Century Aluminum Company

By: /s/ MICHAEL A. BLESS

Michael A. Bless

President and Chief Executive Officer (Principal Executive Officer)

Dated: February 27, 2020

Pursuant to the requirements of the Securities Exchange Act of 1934, this report has been signed below by the following persons on behalf of the Registrant and in the capacities and on the date indicated.

Signature	Title	Date
<u>/s/ MICHAEL A. BLESS</u> Michael A. Bless	President and Chief Executive Officer and Director (Principal Executive Officer)	February 27, 2020
<u>*</u> Andrew Michelmore	Chairman	February 27, 2020
<u>*</u> Jarl Berntzen	Director	February 27, 2020
<u>*</u> Errol Glasser	Director	February 27, 2020
<u>*</u> Wilhelm van Jaarsveld	Director	February 27, 2020
<u>/s/ CRAIG C. CONTI</u> Craig C. Conti	Executive Vice President and Chief Financial Officer (Principal Financial Officer)	February 27, 2020
<u>/s/ ELISABETH INDRIANI</u> Elisabeth Indriani	Global Controller (Principal Accounting Officer)	February 27, 2020
<u>*By: /s/ JESSE E. GARY</u> Jesse E. Gary, as Attorney-in-fact		

**DESCRIPTION OF THE REGISTRANT'S SECURITIES
REGISTERED PURSUANT TO SECTION 12 OF THE
SECURITIES EXCHANGE ACT OF 1934**

The Common Stock of Century Aluminum Company is registered under Section 12 of the Securities Exchange Act of 1934, as amended (the "Exchange Act"). The following description of our Common Stock is a summary and does not purport to be complete. It is subject to and qualified in its entirety by reference to our Amended and Restated Articles of Incorporation (the "Articles of Incorporation") and our Amended and Restated Bylaws (the "Bylaws"), each of which are incorporated by reference as an exhibit to the Annual Report on Form 10-K of which this Exhibit 4.6 is a part.

Description of Common Stock

Authorized Capital Shares

Our authorized shares of common stock consist of 195,000,000 shares of common stock, \$0.01 par value per share ("Common Stock").

Voting Rights

Holders of Common Stock are entitled to one vote per share on all matters voted on by the stockholders, including the election of directors.

Dividend Rights

Subject to the rights of holders of outstanding shares of Preferred Stock, as noted below, the holders of Common Stock are entitled to receive dividends, if any, as may be declared from time to time by the Board of Directors in its discretion out of funds legally available for the payment of dividends. Century currently has shares of Series A Convertible Preferred Stock outstanding, all of which were held by Glencore plc and its affiliates. So long as any shares of Series A Convertible Preferred Stock are outstanding, no dividend or distribution may be paid or declared in respect of the Common Stock unless a dividend or distribution also is declared and paid on the shares of Series A Convertible Preferred Stock in the amount and on the terms as specified in the Articles of Incorporation.

Other Rights and Preferences

The rights, preferences and privileges of holders of our common stock are subject to, and may be adversely affected by, the rights of the holders of shares of any series of our preferred stock which are currently outstanding, including our Series A Convertible Preferred Stock, or which we may designate and issue in the future. See Note 7, Shareholders' Equity, in the Annual Report on Form 10-K of which this Exhibit 4.6 is a part for a further description of the Series A Convertible Preferred Stock.

Listing

The Common Stock is traded on The Nasdaq Stock Market LLC under the trading symbol "CENX."

**CENTURY ALUMINUM COMPANY
TIME-VESTING SHARE UNIT AWARD AGREEMENT UNDER THE
AMENDED AND RESTATED STOCK INCENTIVE PLAN
AND THE AMENDED AND RESTATED LONG-TERM INCENTIVE PLAN**

THIS AGREEMENT is made as of _____, _____, (the “**Award Date**”), between **CENTURY ALUMINUM COMPANY** (the “**Company**”) and _____ (“**Participant**”).

WITNESSETH:

WHEREAS, the Company has adopted: (i) the Century Aluminum Company Amended and Restated Stock Incentive Plan, amended effective March 19, 2019 (the “**Stock Incentive Plan**”) and (ii) the Century Aluminum Company Amended and Restated Long-Term Incentive Plan, effective June 23, 2014 (the “**LTIP**”), authorizing the grant of awards of Time-vesting Share Units to eligible individuals in connection with the performance of services for the Company and its Subsidiaries; and

WHEREAS, the Company regards Participant as a valuable contributor to the Company, and has determined that it would be to the advantage and interest of the Company and its stockholders to award to Participant the Time-vesting Share Units provided for in this Agreement, subject to the terms and conditions of this Agreement, the Stock Incentive Plan and the LTIP.

NOW, THEREFORE, in consideration of the foregoing premises, and the mutual covenants herein contained, the parties to this Agreement hereby agree as follows:

1. Definitions. In addition to terms defined elsewhere in this Agreement and capitalized terms not defined herein but defined in the Stock Incentive Plan or the LTIP which shall control hereunder, the following terms shall have the following meanings:

(a) “**Cause**” shall mean:

(i) the Participant’s malfeasance or nonfeasance in the performance of the material duties or responsibilities of his or her position with the Company or any of its subsidiaries, or failure to timely carry out any material lawful and reasonable

directive of the Company, in each case if not remedied within fifteen (15) days after receipt of written notice from the Company describing such malfeasance, non-feasance or failure;

(ii) the Participant’s embezzlement or misappropriation of any material funds or property of the Company or any of its subsidiaries or of any material corporate opportunity of the Company or any of its subsidiaries;

(iii) the conduct by the Participant which is a material violation of any agreement between the Participant and the Company or any of its subsidiaries or affiliates

in each case, that is not remedied within fifteen (15) days after receipt of written notice from the Company describing such conduct;

(iv) any material violation of any generally applicable written policy of the Company previously provided to the Participant, the terms of which provide that violation may be grounds for termination of employment in each case, that is not remedied within fifteen (15) days after receipt of written notice from the Company describing such conduct;

(v) the commission by the Participant of an act of fraud or willful misconduct or Participant's gross negligence, in each case that has caused or is reasonably expected to result in material injury to the Company or any of its subsidiaries; or

(vi) the Participant's commission of any felony or of any misdemeanor involving moral turpitude.

Any termination for Cause of a Participant shall be effective upon receipt by the Participant of a notice in accordance stating in reasonable detail the facts and circumstances alleged to provide a basis for termination for Cause, provided, that, if provided for in a separate contract, communication or letter to a specific Participant, shall be effective only as and if the process in such separate contract, communication or letter is followed.

(b) "**Code**" shall mean the Internal Revenue Code of 1986, as amended.

(c) "**Disability**" means a condition of Participant which, by reason of any medically determinable physical or mental impairment that can be expected to result in death or to last for a continuous period of at least 12 months: (a) makes Participant unable to engage in any substantial gainful activity; or (b) as a result of which Participant is receiving income replacement benefits for a period of not less than 3 months under an accident and health plan covering employees of the Company. If at any time a physician appointed by the Company or its agent or insurer, or the Social Security Administration, makes a determination with respect to Participant's Disability, that determination shall be final, conclusive, and binding upon the Company, the Participant, and their successors in interest.

(d) "**Good Reason**" shall mean the occurrence of any one of the following without the Participant's prior written consent:

i. a reduction in the Participant's base salary, target annual cash incentive bonus or long-term incentive compensation opportunity (as determined by the Compensation Committee in good faith), except as part of a reduction of less than ten percent (10%) that is applicable to all of the Company's senior executives; or

ii. a relocation of the offices at which the Participant is principally employed for a period of at least three months, which relocation increases the distance between the Participant's residence and such offices by more than fifty (50) miles, excluding

required and appropriate travel on the Company's business to an extent substantially consistent with the Participant's business travel obligations prior to the Change in Control or substantially consistent with the customary travel obligations of a similarly situated officer of a similar sized company.

provided, however, that in either such case: (1) the Participant notifies the Company of the occurrence of Good Reason within sixty (60) days after the Participant becomes aware (or should have become aware) of the applicable facts and circumstances giving rise to the occurrence; (2) the Company shall have the right, within thirty (30) days after receipt of such written notice (which shall set forth in reasonable detail the specific conduct of Company that constitutes Good Reason and the specific provision(s) of this Plan on which the Participant relies), to cure the event or circumstances giving rise to such Good Reason and, in the event of the Company so cures, such event or circumstances shall not constitute Good Reason hereunder; and (3) if the Company fails to cure the event or circumstance giving rise to such Good Reason, the Participant resigns within thirty (30) days after the expiration of the thirty-day cure period. In any event, for a termination to be considered for Good Reason hereunder, the termination must occur no later than two years after the initial existence of the condition alleged to give rise to Good Reason. A Good Reason termination shall be treated as an involuntary separation from service for purposes of Code Section 409A.

(e) "**Qualifying Termination**" shall have the meaning set forth in the Stock Incentive Plan as of the date hereof.

(f) "**Retirement**" shall mean termination of employment on or after the attainment of "normal retirement age" as defined under the Company's Employees Retirement Plan as in effect on the Award Date.

(g) "**Subsidiary**" shall mean any corporation or other entity, or any partnership or other enterprise, the voting stock or other form of equity of which, as the case may be, is owned or controlled 50% or more, directly or indirectly, by the Company.

2. Award of Time-vesting Share Units. The Company hereby awards to Participant _____ Time-vesting Share Units for the period extending from January 1, _____ to December 31, _____ (the "**Plan Period**"). Subject to the terms and conditions of this Agreement, the Stock Incentive Plan and the LTIP, each Time-vesting Share Unit represents the right to receive one share of the Company's common stock.

3. Vesting and Settlement; Change in Control; Termination of Employment.

(a) Vesting and Settlement. Except as provided in 2(b)-(e) below, Time-vesting Share Units will vest in full on the last day of the Plan Period, and payment shall be made on or before March 30 in the calendar year that begins immediately after the end of the Plan Period.

(b) Termination of Employment. Termination of employment with the Company and its Subsidiaries prior to the end of the Plan Period for any reason other than death, Disability, Retirement or in connection with a Change in Control pursuant to Sections 3(c) and 3(d) hereof, shall result in forfeiture of all Time-vesting Share Units.

(c) Termination Due to Death, Disability or Retirement. A pro-rated portion of the Time-vesting Share Units will be vested if employment with the Company and its Subsidiaries is terminated prior to the end of the Plan Period due to death, Disability, Retirement or other reason approved by the Committee. The pro-rated portion shall be determined by multiplying the Time-vesting Share Units by a fraction, the numerator of which is the number of days of full employment by the Company or a Subsidiary during such Plan Period and the denominator of which is the number of total days in the Plan Period. Settlement of such a pro-rated Time-vesting Share Units will be made on or before March 30 in the calendar year that begins immediately after the end of the Plan Period; provided that if Participant's employment is terminated prior to the end of the Plan Period due to death, settlement of the pro-rated Time-vesting Share Units will be made as soon as administratively practicable following such death and in no event later than 2 1/2 months after the end of the calendar year of death. The remaining portion of any Time-vesting Performance Share Units will be canceled and forfeited.

(d) Change of Control. The effect of a Change in Control upon the Time-vesting Share Units granted hereunder shall be determined in accordance with Article XII of the Stock Incentive Plan. In the event no Substituted Award is provided to Participant upon a Change in Control, the Time-vesting Share Units shall be fully vested upon the Change in Control. If, prior to the end of the applicable Plan Period, Participant has a Qualifying Termination during a Change in Control Protection Period, the Time-vesting Share Units or, if provided, the Substituted Award, shall be fully vested upon such termination. Settlement of such Time-vesting Share Units shall be made within 60 days following the date of the Change in Control or termination of employment, as applicable (or within such other time period as may be required under Section 409A of the Code, if the award constitutes "deferred compensation" under that Code Section).

(e) Severance Plan Controls if Better. Notwithstanding anything to the contrary contained herein, the vesting and settlement timing of Time-vesting Share Units shall be as provided under the Company's Amended and Restated Executive Severance Plan (the "**Severance Plan**") if the Participant is a participant therein, or other written agreement between the Participant and the Company which has been approved by the Committee, if such rights are more favorable to Participant than the vesting and settlement terms described above. Notwithstanding the preceding sentence, if, following the date of this Agreement, Participant becomes first eligible for the Severance Plan or reaches another agreement that is more favorable than the terms of this Agreement, the Severance Plan or such other agreement will not apply to accelerate or delay the time of payment of this Award if such would be impermissible under Section 409A of the Code, but vesting or computation of the amounts to be paid shall be governed by the most favorable of such plans and agreements.

(f) Release. The receipt by the Participant of any payments or benefits under Sections 3(c) or 3(d) is further subject to the Participant, or Participant's heirs or successor(s), as applicable, executing, delivering and not revoking a release of claims in form and substance acceptable to the Company acting reasonably within forty-five (45) days following termination, or all rights to payment or receipt of benefits hereunder lapse.

4. Change in Common Stock or Corporate Structure. Upon any stock dividend, stock split, combination or exchange of shares of common stock, recapitalization or other change in the

capital structure of the Company, corporate separation or division (including, but not limited to, split-up, spin-off or distribution to Company stockholders other than a normal cash dividend), sale by the Company of all or a substantial portion of its assets, rights offering, merger, consolidation, reorganization or partial or complete liquidation, or any other corporate transaction or event having an effect similar to any of the foregoing, the number of Time-vesting Share Units granted hereunder shall be equitably and appropriately adjusted, and the securities subject to the Time-vesting Share Units shall be equitably and appropriately substituted for new securities or other consideration, as determined by the Committee in accordance with the provisions of the Stock Incentive Plan. Any such adjustment made by the Committee shall be conclusive and binding upon the Participant, the Company and all other interested persons.

5. Designation of Beneficiaries. On a form provided to the Company, Participant may designate a beneficiary or beneficiaries to receive, in the event of Participant's death, all or part of any amounts to be distributed to Participant under this Agreement.

6. Stock Certificates. Upon the settlement of the Time-vesting Share Units (and subject to payment by Participant of all applicable withholding taxes pursuant to Section 13), the Company shall cause a stock certificate to be delivered or book entry to be made covering the appropriate number of shares registered on the Company's books in the name of Participant. All Time-vesting Share Units which are issued under this Agreement shall be fully paid and non- assessable.

7. Voting, Dividends. Participant shall have no rights as a stockholder (including no rights to vote or receive dividends or distributions) with respect to any Time-vesting Share Units until Participant becomes a stockholder upon the settlement of such Time-vesting Share Units in accordance with the terms and provisions of the Agreement and the Stock Incentive Plan. Notwithstanding the foregoing, Participant will be entitled to receive dividend equivalents with respect to the Time-vesting Share Units as provided in this Section 7. Upon an ordinary cash dividend on the shares of common stock of the Company the record date of which is prior to the settlement or forfeiture of any Time-vesting Share Units, the Company shall allocate for Participant an amount equal to the amount of such ordinary cash dividend multiplied by the number of Time-vesting Share Units, and the Company shall pay immediately to Participant any such amounts upon the vesting and settlement of the corresponding Time-vesting Share Units, provided that any rights to receive such amounts shall be forfeited upon the forfeiture of the corresponding Time-vesting Share Units.

8. Data Privacy. Participant hereby acknowledges that to perform its requirements under this Agreement, the LTIP and the Stock Incentive Plan, the Company and its Subsidiaries may process sensitive personal data about Participant. Such data include but are not limited to the information provided above and any changes thereto and other appropriate personal and financial data about Participant. Participant hereby gives explicit consent to the Company to process any such personal data and/or sensitive personal data. The legal persons for whom such personal data are intended are the Company and any of its Subsidiaries and representatives, including stock brokers, stock record keepers or other consultants. Participant has been informed of his/her right of access and correction to his/her personal data by applying to the Company's director of human resources.

9. Employee Rights. Participant may not assign or transfer his or her rights under this Agreement except as expressly provided under the Stock Incentive Plan and the LTIP. The Agreement does not create a contract of employment between Participant and the Company or any of its Subsidiaries, and does not give Participant the right to be retained in the employment of the Company or any of its Subsidiaries; nor does it imply or confer any other employment rights, or confer any ownership, security or other rights to Company assets. The Time-vesting Share Units awarded hereunder are solely within the discretion of the Company, are not intended to constitute a part of Participant's wages, ongoing or otherwise, and no inference should be drawn or permitted that the grant herein suggests Participant will receive any subsequent grants. If any subsequent grant is in fact made, it shall be in the sole discretion of the Company and the Company is under no obligation to make any future grant or to consider making any future grant. The value of the Time-vesting Share Units awarded under this Agreement (either on the date of the award or at the time of vesting) shall not be included as compensation or earnings for purposes of any other benefit plan offered by the Company.

10. Recoupment. The Time-vesting Share Units awarded hereunder shall be subject to recoupment by the Company under and in accordance with the provisions of any Incentive Compensation Recoupment Policy that may be adopted by the Board from time to time.

11. Delaware Law. This Agreement and all related matters shall be governed by, and construed and enforced in accordance with, the laws of the State of Delaware, and any applicable federal law. The invalidity or illegality of any provision herein shall not be deemed to affect the validity of any other provision.

12. Section 409A. Participant acknowledges that Participant's receipt of certain benefits under this Agreement may be subject to Section 409A of the Code. If the Company determines that the Participant is a "specified employee" (as defined under Section 409A) at the time of termination of employment, then, payment shall be delayed until six months and one day following termination of employment if the Company determines that such delayed payment is required in order to avoid a prohibited distribution under Section 409A(a)(2) of the Code. In addition, to the extent that Participant's benefits under this Agreement are payable upon a termination of employment and are subject to Section 409A, a "termination of employment" shall be interpreted to mean a "separation from service" which qualifies as a permitted payment event under Section 409A of the Code.

13. Withholding. The Company and its Subsidiaries shall have the right to deduct from any payments of any kind due to the recipient hereunder, or to otherwise require payment by the recipient, of the amount of any federal, state or local taxes required by law to be withheld with respect to the amounts earned under this Agreement. In addition, subject to and in accordance with the provisions of the Stock Incentive Plan and the approval of the Company, the Participant may elect to satisfy the withholding requirement with respect to the Time-vesting Share Units by authorizing and directing the Company to withhold shares of common stock of the Company having a fair market value equal to no less than the minimum required statutory and no more than the total tax withholding amount which could be imposed thereupon Participant with respect thereto, in accordance with such procedures as the Company may provide. The Company is not responsible for any tax consequences to Participant relating to this Agreement. Participant alone is responsible

for these tax obligations, and hereby agrees to indemnify the Company from any loss or liability it suffers as a result of the failure by Participant to pay such tax obligations.

14. Entire Agreement; Interpretation; Amendment. The LTIP, the Stock Incentive Plan and this Agreement together constitute the entire agreement between the Company and Participant pertaining to the subject matter hereof, supersede all prior or contemporaneous written or verbal agreements and understandings between the parties in connection therewith, and shall not be modified or amended except by written instrument duly signed by the parties. In the event of any conflict between this Agreement, the Stock Incentive Plan and the LTIP, the following order of precedence shall apply: first the LTIP, then the Stock Incentive Plan (unless payment hereunder is to be made in stock, in which event the reverse order shall apply) and then this Agreement. No waiver by either party of any default under this Agreement shall be deemed a waiver of any later default. The various provisions of this Agreement are severable in their entirety. Any determination of invalidity or unenforceability of any one provision shall have no effect on the continuing force and effect of the remaining provision. The Committee shall have the sole and complete authority and discretion to decide any questions concerning the application, interpretation or scope of any of the terms and conditions of this Agreement, and its decisions shall be binding and conclusive upon all interested parties. This Agreement shall be binding upon and inure to the benefit of the successors, assigns and heirs of the respective parties.

* * *

IN WITNESS WHEREOF, the parties hereto have duly executed this Time-vesting Performance Share Unit Award Agreement as of the date first above written. The Participant also hereby acknowledges receipt of a copy of the Stock Incentive Plan and the LTIP.

Participant's Signature

Participant's Printed Name

CENTURY ALUMINUM COMPANY

By:_____
Name:
Title:

**CENTURY ALUMINUM COMPANY
PERFORMANCE UNIT AWARD AGREEMENT UNDER THE
AMENDED AND RESTATED STOCK INCENTIVE PLAN
AND THE AMENDED AND RESTATED LONG-TERM INCENTIVE PLAN**

THIS AGREEMENT is made as of _____, (the "**Award Date**"), between **CENTURY ALUMINUM COMPANY** (the "**Company**") and _____ ("**Participant**").

W I T N E S S E T H:

WHEREAS, the Company has adopted: (i) the Century Aluminum Company Amended and Restated Stock Incentive Plan, amended effective March 19, 2019 (the "**Stock Incentive Plan**") and (ii) the Century Aluminum Company amended and restated Long-Term Incentive Plan, effective March 22, 2016 (the "**LTIP**"), authorizing the grant of awards of Performance Units to eligible individuals in connection with the performance of services for the Company and its Subsidiaries; and

WHEREAS, the Company regards Participant as a valuable contributor to the Company, and has determined that it would be to the advantage and interest of the Company and its shareholders to award to Participant the Performance Units provided for in this Agreement, subject to the terms and conditions of this Agreement, the Stock Incentive Plan and the LTIP.

NOW, THEREFORE, in consideration of the foregoing premises, and the mutual covenants herein contained, the parties to this Agreement hereby agree as follows:

1. Definitions. In addition to terms defined elsewhere in this Agreement and capitalized terms not defined herein but defined in the Stock Incentive Plan or the LTIP which shall control hereunder, the following terms shall have the following meanings:

(a) "**Cause**" shall mean:

i. the Participant's malfeasance or nonfeasance in the performance of the material duties or responsibilities of his or her position with the Company or any of its subsidiaries, or failure to timely carry out any material lawful and reasonable directive of the Company, in each case if not remedied within fifteen (15) days after receipt of written notice from the Company describing such malfeasance, non-feasance or failure;

ii. the Participant's embezzlement or misappropriation of any material funds or property of the Company or any of its subsidiaries or of any material corporate opportunity of the Company or any of its subsidiaries;

iii. the conduct by the Participant which is a material violation of any agreement between the Participant and the Company or any of its subsidiaries or affiliates in each case, that is not remedied within fifteen (15) days after receipt of written notice from the Company describing such conduct;

iv. any material violation of any generally applicable written policy of the Company previously provided to the Participant, the terms of which provide that violation may be grounds for termination of employment in each case, that is not remedied within fifteen (15) days after receipt of written notice from the Company describing such conduct;

v. the commission by the Participant of an act of fraud or willful misconduct or Participant's gross negligence, in each case that has caused or is reasonably expected to result in material injury to the Company or any of its subsidiaries; or

vi. the Participant's commission of any felony or of any misdemeanor involving moral turpitude.

Any termination for Cause of a Participant shall be effective upon receipt by the Participant of a notice in accordance stating in reasonable detail the facts and circumstances alleged to provide a basis for termination for Cause, provided, that, if provided for in a separate contract, communication or letter to a specific Participant, shall be effective only as and if the process in such separate contract, communication or letter is followed.

(b) "**Code**" shall mean the Internal Revenue Code of 1986, as amended.

(c) "**Disability**" means a condition of Participant which, by reason of any medically determinable physical or mental impairment that can be expected to result in death or to last for a continuous period of at least 12 months: (a) makes Participant unable to engage in any substantial gainful activity; or (b) as a result of which Participant is receiving income replacement benefits for a period of not less than 3 months under an accident and health plan covering employees of the Company. If at any time a physician appointed by the Company or its agent or insurer, or the Social Security Administration, makes a determination with respect to Participant's Disability, that determination shall be final, conclusive, and binding upon the Company, the Participant, and their successors in interest.

(d) "**Good Reason**" shall mean the occurrence of any one of the following without the Participant's prior written consent:

i. a reduction in the Participant's base salary, target annual cash incentive bonus or long-term incentive compensation opportunity (as determined by the Compensation Committee in good faith), except as part of a reduction of less than ten percent (10%) that is applicable to all of the Company's senior executives; or

ii. a relocation of the offices at which the Participant is principally employed for a period of at least three months, which relocation increases the distance between the Participant's residence and such offices by more than fifty (50) miles, excluding required and appropriate travel on the Company's business to an extent substantially consistent with the Participant's business travel obligations prior to the Change in Control or substantially consistent with the customary travel obligations of a similarly situated officer of a similar sized company.

provided, however, that in either such case: (1) the Participant notifies the Company of the occurrence of Good Reason within sixty (60) days after the Participant becomes aware (or should have become aware) of the applicable facts and circumstances giving rise to the occurrence; (2) the Company shall have the right, within thirty (30) days after receipt of such written notice (which shall set forth in reasonable detail the specific conduct of Company that constitutes Good Reason), to cure the event or circumstances giving rise to such Good Reason and, in the event of the Company so cures, such event or circumstances shall not constitute Good Reason hereunder; and (3) if the Company fails to cure the event or circumstance giving rise to such Good Reason, the Participant resigns within thirty (30) days after the expiration of the thirty-day cure period. In any event, for a termination to be considered for Good Reason hereunder, the termination must occur no later than two years after the initial existence of the condition alleged to give rise to Good Reason. A Good Reason termination shall be treated as an involuntary separation from service for purposes of Code Section 409A.

(e) “**Qualifying Termination**” shall have the meaning set forth in the Stock Incentive Plan as of the date hereof.

(f) “**Retirement**” shall mean termination of employment on or after the attainment of “normal retirement age” as defined under the Company’s Employees Retirement Plan as in effect on the Award Date.

(g) “**Subsidiary**” shall mean any corporation or other entity, or any partnership or other enterprise, the voting stock or other form of equity of which, as the case may be, is owned or controlled 50% or more, directly or indirectly, by the Company.

2. Performance Units.

(a) Target Award. The Company hereby awards to Participant _____ Performance Units as a target award (the “**Target Award**”) for the performance period extending from January 1, ____ to December 31, ____ (the “**Plan Period**”), subject to adjustment upward or downward based on the achievement of Performance Measures as described in 2(b) below.

(b) Earned Performance Unit Award. The number of Performance Units actually earned and payable hereunder (the “**Earned Performance Units**”) will be based on the Performance Measures established for the Plan Period under the LTIP as communicated to the Participant in writing on or before the date of this Agreement.

The Committee has full and complete discretion to determine the extent to which performance has been achieved, and the Committee shall have full and complete discretion, in light of considerations deemed appropriate by the Committee, to modify, with input from the Chief Executive Officer, any Earned Performance Unit Award to increase or decrease the amount otherwise earned hereunder. This discretion shall include the right to make adjustments to the Performance Measures and/or actual results, to determine that an Earned Performance Unit Award shall be zero, to determine that an Earned Performance Unit Award exceeds the number of Performance Units actually earned for a Plan Period, and to determine that an Earned Performance Unit Award shall

be up to 200% of the Target Award. This discretion further includes the right to settle any Earned Performance Units in cash or in shares of the Company's common stock, as provided in the LTIP.

(c) Settlement of Earned Performance Unit Awards. Subject to Section 2(b) above, upon vesting, the Participant shall be entitled to [\$1.00][one share of the Company's common stock] for each Performance Unit actually earned.

3. Vesting and Settlement; Change in Control; Termination of Employment.

(a) Vesting and Settlement. Except as provided in 2(b)-(e) below, Performance Units will vest, to the extent earned, on the last day of the Plan Period, and payment shall be made on or before March 30 in the calendar year that begins immediately after the end of the Plan Period.

(b) Termination of Employment. Termination of employment with the Company and its Subsidiaries prior to the end of the Plan Period for any reason other than death, Disability, Retirement or in connection with a Change in Control pursuant to Sections 3(c) and 3(d) hereof, shall result in forfeiture of all Performance Units.

(c) Termination Due to Death, Disability or Retirement. A pro-rated portion of an Earned Performance Unit Award will be vested and paid if employment with the Company and its Subsidiaries is terminated prior to the end of the Plan Period due to death, Disability, Retirement, or other reason approved by the Committee. The pro-rated portion shall be determined by multiplying the Earned Performance Unit Award by a fraction, the numerator of which is the number of days of full employment by the Company or a Subsidiary during such Plan Period and the denominator of which is the number of total days in the Plan Period. Settlement of such a pro-rated Earned Performance Unit Award will be made on or before March 30 in the calendar year that begins immediately after the end of the Plan Period; provided that if Participant's employment is terminated prior to the end of the Plan Period due to death, settlement of a pro-rated Earned Performance Unit Award (earned based on the Target Award) will be made as soon as administratively practicable following such death and in no event later than 2 1/2 months after the end of the calendar year of death. The remaining portion of any Earned Performance Unit Award will be canceled and forfeited.

(d) Change of Control. The effect of a Change in Control upon the Performance Units granted hereunder shall be determined in accordance with Article XII of the Stock Incentive Plan. In the event a Substituted Award is not provided to Participant upon a Change in Control, then Participant shall be fully vested in the Performance Units in an amount equal to the Target Award. If, prior to the end of the applicable Plan Period, Participant has a Qualifying Termination during a Change in Control Protection Period, then Participant shall be fully vested in the Performance Units, or if provided, the Substituted Award, in an amount equal to the Target Award. Settlement of such Performance Units shall be made within 60 days following the date of the Change in Control or termination of employment, as applicable (or within such other time period as may be required under Section 409A of the Code, if the award constitutes "deferred compensation" under that Code Section).

(e) Severance Plan Controls if Better. Notwithstanding anything to the contrary contained herein, the vesting and settlement timing of Performance Units shall be as provided under

the Company's Amended and Restated Executive Severance Plan (the "**Severance Plan**") if the Participant is a participant therein, or other written agreement between the Participant and the Company which has been approved by the Committee, if such rights are more favorable to Participant than the vesting and settlement terms described above. Notwithstanding the preceding sentence, if, following the date of this Agreement, Participant becomes first eligible for the Severance Plan or reaches another agreement that is more favorable than the terms of this Agreement, the Severance Plan or such other agreement will not apply to accelerate or delay the time of settlement of this Award if such would be impermissible under Section 409A of the Code, but vesting or computation of the amounts to be paid shall be governed by the most favorable of such plans and agreements.

(f) Release. The receipt by the Participant of any payments or benefits under Sections 3(c) or 3(d) is further subject to the Participant, or Participant's heirs or successor(s), as applicable, executing, delivering and not revoking a release of claims in form and substance acceptable to the Company acting reasonably within forty five (45) days following termination, or all rights to payment or receipt of benefits hereunder lapse.

4. Change in Common Stock or Corporate Structure. To the extent the Performance Units are denominated in units entitling the holder to receive one share of the Company's common stock for each Performance Unit that is vested, upon any stock dividend, stock split, combination or exchange of shares of common stock, recapitalization or other change in the capital structure of the Company, corporate separation or division (including, but not limited to, split-up, spin-off or distribution to Company stockholders other than a normal cash dividend), sale by the Company of all or a substantial portion of its assets, rights offering, merger, consolidation, reorganization or partial or complete liquidation, or any other corporate transaction or event having an effect similar to any of the foregoing, the number of Performance Units granted hereunder shall be equitably and appropriately adjusted, and the securities subject to the Performance Units shall be equitably and appropriately substituted for new securities or other consideration, as determined by the Committee in accordance with the provisions of the Stock Incentive Plan. Any such adjustment made by the Committee shall be conclusive and binding upon the Participant, the Company and all other interested persons.

5. Designation of Beneficiaries. On a form provided to the Company, Participant may designate a beneficiary or beneficiaries to receive, in the event of Participant's death, all or part of any amounts to be distributed to Participant under this Agreement.

6. Stock Certificates. Upon the settlement of any Earned Performance Units in shares of the Company's common stock (and subject to payment by Participant of all applicable withholding taxes pursuant to Section 13), the Company shall cause a stock certificate to be delivered or book entry to be made covering the appropriate number of shares registered on the Company's books in the name of Participant. All shares of the Company's common stock which are issued under this Agreement shall be fully paid and non-assessable.

7. Voting, Dividends. Participant shall have no rights as a stockholder (including no rights to vote or receive dividends or distributions) with respect to any Performance Units unless and until Participant becomes a stockholder upon the settlement of Performance Units in accordance with the terms and provisions of the Agreement and the Stock Incentive Plan. Notwithstanding the

foregoing, to the extent the Performance Units are denominated in units entitling the holder to receive common stock for each Performance Unit, upon an ordinary cash dividend on the shares of common stock of the Company the record date of which is prior to the settlement or forfeiture of any Performance Units, the Company shall allocate for Participant an amount equal to the amount of such ordinary cash dividend multiplied by the number of such Performance Units (based on the number eventually earned hereunder), and the Company shall pay immediately to Participant any such amounts upon the vesting and settlement of such corresponding Performance Units, provided that any rights to receive such amounts shall be forfeited upon the forfeiture of such corresponding Performance Units.

8. Data Privacy. Participant hereby acknowledges that to perform its requirements under this Agreement, the Stock Incentive Plan and the LTIP, the Company and its Subsidiaries may process sensitive personal data about Participant. Such data include but are not limited to the information provided above and any changes thereto and other appropriate personal and financial data about Participant. Participant hereby gives explicit consent to the Company to process any such personal data and/or sensitive personal data. The legal persons for whom such personal data are intended are the Company and any of its Subsidiaries and representatives, including consultants. Participant has been informed of his/her right of access and correction to his/her personal data by applying to the Company's director of human resources.

9. Employee Rights. Participant may not assign or transfer his or her rights under this Agreement except as expressly provided under the LTIP. The Agreement does not create a contract of employment between Participant and the Company or any of its Subsidiaries, and does not give Participant the right to be retained in the employment of the Company or any of its Subsidiaries; nor does it imply or confer any other employment rights, or confer any ownership, security or other rights to Company assets. The Performance Units awarded hereunder are solely within the discretion of the Company, are not intended to constitute a part of Participant's wages, ongoing or otherwise, and no inference should be drawn or permitted that the grant herein suggests Participant will receive any subsequent grants. If any subsequent grant is in fact made, it shall be in the sole discretion of the Company and the Company is under no obligation to make any future grant or to consider making any future grant. The value of the Performance Units awarded under this Agreement (either on the date of the award or at the time of vesting) shall not be included as compensation or earnings for purposes of any other benefit plan offered by the Company.

10. Recoupment. The Performance Units awarded under this Agreement shall be subject to recoupment by the Company under and in accordance with the provisions of any Incentive Compensation Recoupment Policy that may be adopted by the Board from time to time.

11. Delaware Law. This Agreement and all related matters shall be governed by, and construed and enforced in accordance with, the laws of the State of Delaware, and any applicable federal law. The invalidity or illegality of any provision herein shall not be deemed to affect the validity of any other provision.

12. Section 409A. Participant acknowledges that Participant's receipt of certain benefits under this Agreement may be subject to Section 409A of the Code. If the Company determines that the Participant is a "specified employee" (as defined under Section 409A) at the time of termination

of employment, then, payment shall be delayed until six months and one day following termination of employment if the Company determines that such delayed payment is required in order to avoid a prohibited distribution under Section 409A(a)(2) of the Code. In addition, to the extent that Participant's benefits under this Agreement are payable upon a termination of employment and are subject to Section 409A, a "termination of employment" shall be interpreted to mean a "separation from service" which qualifies as a permitted payment event under Section 409A of the Code.

13. Withholding. The Company and its Subsidiaries shall have the right to deduct from any payments of any kind due to the recipient hereunder, or to otherwise require payment by the recipient, of the amount of any federal, state or local taxes required by law to be withheld with respect to the amounts earned under this Agreement. In addition, subject to and in accordance with the provisions of the Stock Incentive Plan and the approval of the Company, the Participant may elect to satisfy the withholding requirement with respect to any Earned Performance Units settled in shares of the Company's common stock by authorizing and directing the Company to withhold shares of common stock of the Company having a fair market value equal to no less than the minimum required statutory withholding amount and no more than the total tax which could be imposed upon the Participant with respect thereto, in accordance with such procedures as the Company may provide. The Company is not responsible for any tax consequences to Participant relating to this Agreement. Participant alone is responsible for these tax obligations, and hereby agrees to indemnify the Company from any loss or liability it suffers as a result of the failure by Participant to pay such tax obligations

14. Entire Agreement. The Stock Incentive Plan, the LTIP and this Agreement together constitute the entire agreement between the Company and Participant pertaining to the subject matter hereof, supersede all prior or contemporaneous written or verbal agreements and understandings between the parties in connection therewith, and shall not be modified or amended except by written instrument duly signed by the parties. In the event of any conflict between this Agreement, the Stock Incentive Plan and the LTIP, the following order of precedence shall apply: first the LTIP, then the Stock Incentive Plan (unless payment hereunder is to be made in stock, in which event the reverse order shall apply) and then this Agreement. No waiver by either party of any default under this Agreement shall be deemed a waiver of any later default. The various provisions of this Agreement are severable in their entirety. Any determination of invalidity or unenforceability of any one provision shall have no effect on the continuing force and effect of the remaining provision. The Committee shall have the sole and complete authority and discretion to decide any questions concerning the application, interpretation or scope of any of the terms and conditions of this Agreement, and its decisions shall be binding and conclusive upon all interested parties. This Agreement shall be binding upon and inure to the benefit of the successors, assigns and heirs of the respective parties.

* * *

IN WITNESS WHEREOF, the parties hereto have duly executed this Performance Unit Award Agreement as of the date first above written. The Participant also hereby acknowledges receipt of a copy of the Stock Incentive Plan and the LTIP.

Participant's Signature

Participant's Printed Name

CENTURY ALUMINUM COMPANY

By:_____
Name:
Title:

**CENTURY ALUMINUM COMPANY
INDEPENDENT NON-EMPLOYEE DIRECTOR
ANNUAL EQUITY-GRANT TIME-VESTING SHARE UNIT
AWARD AGREEMENT UNDER THE
AMENDED AND RESTATED STOCK INCENTIVE PLAN**

This Annual Equity-Grant Time-Vesting Share Unit Award Agreement (this “**Agreement**”) is made as of _____ (the “**Award Date**”), by and between Century Aluminum Company (the “**Company**”) and _____ (“**Participant**”).

W I T N E S S E T H:

WHEREAS, the Company has adopted the Century Aluminum Company Amended and Restated Stock Incentive Plan, as amended effective March 19, 2019 (the “**Plan**”) authorizing the grant of awards of time-vesting share units (“**TVSUs**”) to eligible individuals in connection with the performance of services for the Company and its subsidiaries; and

WHEREAS, the Company has approved the grant of the TVSUs provided for in this Agreement to Participant for Participant’s service to the Company as an Independent Non-Employee Director of the Company subject to the terms and conditions set forth herein.

NOW, THEREFORE, in consideration of the foregoing premises, and the mutual covenants herein contained, Participant and the Company hereby agree as follows:

1. **Definitions.** In addition to terms defined elsewhere in this Agreement and capitalized terms not defined herein but defined in the Plan which shall control hereunder, the following terms shall have the following meanings:

(a) “**Code**” shall mean the Internal Revenue Code of 1986, as amended.

(b) “**Disability**” means a condition of Participant which, by reason of any medically determinable physical or mental impairment that can be expected to result in death or to last for a continuous period of at least 12 months: (a) makes Participant unable to engage in any substantial gainful activity; or (b) as a result of which Participant is receiving income replacement benefits for a period of not less than 3 months under an accident and health plan covering employees of the Company. If at any time a physician appointed by the Company or its agent or insurer, or the Social Security Administration, makes a determination with respect to Participant’s Disability, that determination shall be final, conclusive, and binding upon the Company, the Participant, and their successors in interest.

2. **Time-Vesting Share Units.**

(a) **Award.** The Company hereby awards to Participant _____ TVSUs (the “**Awarded TVSUs**”) pursuant to, and subject to all of the terms and conditions of, this Agreement

and the Plan, each Awarded TVSU represents the right to receive one share of the Company's common stock.

(b) Vesting and Payment.

(i) Said Awarded TVSUs shall vest:

(a) in full on the 12-month anniversary of the Award Date, provided, that any then-unvested TVSUs shall vest on the date of the next regular annual meeting of the Company's stockholders following the Award Date, if said regular annual meeting occurs prior to the 12-month anniversary of the Award Date and Participant is a member of the Board of Directors of the Company as of said annual meeting date; or

(b) if earlier, upon (1) a Change in Control, as hereinafter provided; (2) the termination of Participant's service as a Director of the Company due to the Participant's expiration of Participant's term of service as a Director of the Company, or due to Participant's death or Disability; or (3) Participant's reaching (or having attained) age 65, and, as of such age, Participant being a member of the Board of Directors of the Company.

(ii) Except as provided under Section 2(b)(i) above, if a Participant's service is terminated, Participant shall forfeit all opportunity to be vested in any then-unvested Awarded TVSUs.

(iii) Unless Participant has made a timely deferral election in accordance with the provisions of this Agreement, the vested TVSUs will be settled in a single distribution for an equivalent number of shares of common stock of the Company as soon as practicable but no later than 2-1/2 months after the date of vesting (or within such other time period as may be required under Section 409A of the Code).

(c) Deferral Elections. Participant may elect to defer settlement of Participant's Awarded TVSUs that vest pursuant to this Agreement, as follows, and in accordance with any rules and procedures that may hereafter be adopted by the Company. Unless otherwise provided by the Company in accordance with the requirements of Section 409A of the Code, said deferral elections must:

(i) be in writing in form prescribed by the Company;

(ii) be received by the Company at its headquarters and become irrevocable before the year in which the Award Date occurs; and

(iii) provide for deferral of settlement of said Awarded TVSUs until the date of Participant's termination of service as a member of the Board of Directors of the Company and its Subsidiaries, including termination by reason of death or Disability (or as soon as the Company determines is practicable but not more than 2-1/2 months thereafter).

Participant shall have only the rights of a general unsecured creditor of the Company with respect to amounts deferred pursuant to this Agreement.

3. Change in Control. Any provision of this Agreement to the contrary, notwithstanding, but subject to the following sentence, upon a Change in Control of the Company, Participant's Awarded TVSUs shall immediately vest and shall be settled as soon as practicable but not later than 2-1/2 months after the Change in Control (or within such other time period as may be required under Section 409A of the Code). Notwithstanding the preceding sentence, if Participant has elected to defer the settlement of Participant's Awarded TVSUs pursuant to this Agreement, or if Participant's Awarded TVSUs are otherwise subject to Section 409A of the Code, settlement shall not be accelerated unless the Change in Control satisfies the requirements for a change in the ownership or effective control of the Company, or a change in the ownership of a substantial portion of the assets of the Company, under Section 409A of the Code, as determined pursuant to Treasury Regulations or other applicable guidance issued under said Section 409A.

4. Change in Common Stock or Corporate Structure. Upon any stock dividend, stock split, combination or exchange of shares of common stock, recapitalization or other change in the capital structure of the Company, corporate separation or division (including, but not limited to, split-up, spin-off or distribution to Company stockholders other than a normal cash dividend), sale by the Company of all or a substantial portion of its assets, rights offering, merger, consolidation, reorganization or partial or complete liquidation, or any other corporate transaction or event having an effect similar to any of the foregoing, the number of Awarded TVSUs granted hereunder shall be equitably and appropriately adjusted, and the securities subject to said Awarded TVSUs shall be equitably and appropriately substituted for new securities or other consideration, as determined by the Committee (as defined in the Plan) in accordance with the provisions of the Plan. Any such adjustment made by the Committee shall be conclusive and binding upon Participant, the Company and all other interested persons.

5. Designation of Beneficiaries. On a form provided to the Company, Participant may designate a beneficiary or beneficiaries to receive, in the event of Participant's death, all or part of any amounts to be distributed to Participant under this Agreement.

6. Stock Certificates. Upon settlement of Participant's Awarded TVSUs, the Company shall cause a stock certificate to be delivered or book entry to be made covering the appropriate number of shares registered on the Company's books in the name of Participant. All Awarded TVSUs which are issued under this Agreement shall be fully paid and non-assessable.

7. Voting, Dividends. Participant shall have no rights as a stockholder (including no rights to vote or receive dividends or distributions) with respect to any Awarded TVSUs until Participant becomes a stockholder upon the settlement of such Awarded TVSUs in accordance with the terms and conditions of this Agreement and the Plan. Notwithstanding the foregoing, Participant will be entitled to receive dividend equivalents with respect to the Awarded TVSUs as provided in this Section 7. Upon an ordinary cash dividend on the shares of common stock of the Company the record date of which is prior to the settlement or forfeiture of any Awarded TVSUs, the Company shall allocate for Participant an amount equal to the amount of such ordinary cash dividend multiplied by the number of Awarded TVSUs, and the Company shall pay immediately to Participant any such

amounts upon the vesting and settlement of the corresponding Awarded TVSUs; provided that any rights to receive such amounts shall be forfeited upon the forfeiture of the corresponding Awarded TVSUs.

8. Data Privacy. Participant hereby acknowledges that to perform its obligations under the Plan, the Company and its Subsidiaries may process sensitive personal data about Participant. Such data may include but are not limited to the information provided above, and any changes thereto, and other appropriate personal and financial data with respect to Participant. Participant hereby gives explicit consent to the Company to process any such data. The legal persons for whom such personal data are processed by the Company and any of its Subsidiaries and representatives, including stock brokers, stock record keepers or other consultants. Participant has been informed of his/her right of access and correction to his/her personal data by applying to the Company's director of human resources.

9. Service Rights. Participant may not assign or transfer his or her rights under this Agreement except as expressly provided under the Plan. This Agreement does not create a contract of employment between Participant and the Company or any of its Subsidiaries, and does not give Participant the right to be retained in the service of the Company or any of its Subsidiaries; nor does it imply or confer any other employment or service rights, or confer any ownership, security or other rights to Company assets. The grant provided herein is solely within the discretion of the Company, and no inference should be drawn or permitted that the grant herein suggests that Participant will receive any subsequent grants.

If any subsequent grant is in fact made, it shall be in the sole discretion of the Company, and the Company is under no obligation to make any future grant or to consider making any future grant. The value of the Awarded TVSUs awarded under the Agreement (either on the Award Date or at the time of vesting) shall not be included as compensation or earnings for purposes of any other benefit plan offered by the Company.

10. Delaware Law. This Agreement and all related matters shall be governed by, and construed and enforced in accordance with, the laws of the State of Delaware, and any applicable federal law.

11. Section 409A. Participant acknowledges that Participant's receipt of certain benefits under this Agreement may be subject to Section 409A of the Code. If the Company determines that Participant has become a "specified employee" (as defined under Section 409A) at the time of termination of service as a Director of the Company, payment shall be delayed until six months and one day following termination of service if the Company determines that such delayed payment is required in order to avoid a prohibited distribution under Section 409A(a)(2) of the Code. In addition, to the extent that Participant's benefits under this Agreement are payable upon a termination of service and are subject to Section 409A, a "termination of service" shall be interpreted to mean a "separation from service" which qualifies as a permitted payment event under Section 409A of the Code.

12. Taxes. The Company is not responsible for any tax consequences to Participant relating to the Agreement. Participant alone is responsible for these tax obligations, and hereby

agrees to indemnify the Company from any loss or liability that the Company may suffer or incur as a result of the failure by Participant to pay such tax obligations.

13. Entire Agreement; Interpretation; Amendment. The Plan and this Agreement constitute the entire agreement between the Company and Participant pertaining to the subject matter hereof, supersede all prior or contemporaneous written or verbal agreements and understandings between the parties in connection therewith, and shall not be modified or amended except by written instrument duly signed by the parties. No waiver by either party of any default under the Agreement shall be deemed a waiver of any later default. The various provisions of the Agreement are severable in their entirety. Any determination of invalidity or unenforceability of any one provision shall have no effect on the continuing force and effect of the remaining provisions hereof. The Plan, including the definition of terms therein, is incorporated in this Agreement by reference and made a part hereof. In the event of any conflict between the provisions of the Plan and any related documents and those of this Agreement, the provisions of the Plan and any related documents shall prevail; provided, however, that the Committee shall have the sole and complete authority and discretion to decide any questions concerning the application, interpretation or scope of any of the terms and conditions of this Agreement, and any decisions of the Committee shall be binding and conclusive upon all interested parties. This Agreement shall be binding upon and inure to the benefit of the successors, assigns and heirs of the respective parties.

* * *

IN WITNESS WHEREOF, the parties hereto have duly executed this Agreement as of the date first above written. In so executing this Agreement, Participant also hereby acknowledges receipt of a copy of the Plan.

Participant's Signature

Participant's Printed Name

ACCEPTED:

CENTURY ALUMINUM COMPANY

By: __
Date: __

CENTURY ALUMINUM COMPANY
INDEPENDENT NON-EMPLOYEE DIRECTOR ANNUAL RETAINER FEE PAYMENT TIME-VESTING SHARE
UNIT AWARD AGREEMENT UNDER THE
AMENDED AND RESTATED STOCK INCENTIVE PLAN

This Annual Retainer Fee Payment Time-Vesting Share Unit Award Agreement (this “**Agreement**”) is made as of _____ (the “**Award Date**”), by and between Century Aluminum Company (the “**Company**”) and _____ (“**Participant**”).

W I T N E S S E T H:

WHEREAS, the Company has adopted the Century Aluminum Company Amended and Restated Stock Incentive Plan, as amended effective March 19, 2019 (the “**Plan**”) authorizing the grant of awards of Time-Vesting Share Units (“**TVSUs**”) to eligible individuals in connection with the performance of services for the Company and its subsidiaries; and

WHEREAS, pursuant to Participant’s election to receive TVSUs in lieu of a cash retainer for Participant’s service to the Company as a Non-Employee Independent Director of the Company, the Company has approved the grant to Participant of the TVSUs provided for in this Agreement, subject to the conditions set forth herein.

NOW, THEREFORE, in consideration of the foregoing premises, and the mutual covenants herein contained, Participant and the Company hereby agree as follows:

1. Definitions. In addition to terms defined elsewhere in this Agreement and capitalized terms not defined herein but defined in the Plan which shall control hereunder, the following terms shall have the following meanings:

(a) “**Change in Control**” shall have the meaning set forth in the Plan as of the date hereof.

(b) “**Code**” shall mean the Internal Revenue Code of 1986, as amended.

(c) “**Disability**” means a condition of Participant which, by reason of any medically determinable physical or mental impairment that can be expected to result in death or to last for a continuous period of at least 12 months: (a) makes Participant unable to engage in any substantial gainful activity; or (b) as a result of which Participant is receiving income replacement benefits for a period of not less than 3 months under an accident and health plan covering employees of the Company. If at any time a physician appointed by the Company or its agent or insurer, or the Social Security Administration, makes a determination with respect to Participant’s Disability, that determination shall be final, conclusive, and binding upon the Company, the Participant, and their successors in interest.

2. Time-Vesting Share Units.

(a) Award. The Company hereby awards to Participant _____ TVSUs (the “**Awarded TVSUs**”) pursuant to, and subject to all of the terms and conditions of, this Agreement and the Plan, each Awarded TVSU represents the right to receive one share of the Company’s common stock.

(b) Vesting and Payment.

i. Said Awarded TVSUs shall vest:

(a) in four quarterly installments beginning on the Award Date and thereafter upon the completion of each consecutive three-month period of service as a member of the Board of Directors of the Company); or

(b) if earlier, upon (1) a Change in Control, as hereinafter provided; (2) the termination of Participant’s service as a Director of the Company due to Participant’s death or Disability; or (3) Participant’s reaching (or having attained) age 65, and, as of such age, Participant being a member of the Board of Directors of the Company.

ii. Except as provided under Section 2(b)(i) above, if a Participant’s service is terminated, Participant shall forfeit all opportunity to be vested in any then-unvested Awarded TVSUs.

iii. All the vested TVSUs will be settled in a single distribution for an equivalent number of shares of common stock of the Company as soon as practicable but no later than 2-1/2 months after the date of Participant’s termination of service as a member of the Board of Directors of the Company and its Subsidiaries, including termination by reason of death or Disability. Participant shall have only the rights of a general unsecured creditor of the Company with respect to amounts deferred pursuant to this Agreement.

3. Change in Control. Any provision of this Agreement to the contrary, notwithstanding, but subject to the following sentence, upon a Change in Control of the Company, Participant’s Awarded TVSUs shall immediately vest and shall be settled as soon as practicable but not later than 2-1/2 months after the Change in Control (or within such other time period as may be required under Section 409A of the Code). Notwithstanding the preceding sentence, if Participant has elected to defer the settlement of Participant’s Awarded TVSUs pursuant to this Agreement, or if Participant’s Awarded TVSUs are otherwise subject to Section 409A of the Code, settlement shall not be accelerated unless the Change in Control satisfies the requirements for a change in the ownership or effective control of the Company, or a change in the ownership of a substantial portion of the assets of the Company, under Section 409A of the Code, as determined pursuant to Treasury Regulations or other applicable guidance issued under said Section 409A.

4. Change in Common Stock or Corporate Structure. Upon any stock dividend, stock split, combination or exchange of shares of common stock, recapitalization or other change in the capital structure of the Company, corporate separation or division (including, but not limited to, split-up, spin-off or distribution to Company stockholders other than a normal cash dividend), sale

by the Company of all or a substantial portion of its assets, rights offering, merger, consolidation, reorganization or partial or complete liquidation, or any other corporate transaction or event having an effect similar to any of the foregoing, the number of Awarded TVSUs granted hereunder shall be equitably and appropriately adjusted, and the securities subject to said Awarded TVSUs shall be equitably and appropriately substituted for new securities or other consideration, as determined by the Committee (as defined in the Plan) in accordance with the provisions of the Plan. Any such adjustment made by the Committee shall be conclusive and binding upon Participant, the Company and all other interested persons.

5. Designation of Beneficiaries. On a form provided to the Company, Participant may designate a beneficiary or beneficiaries to receive, in the event of Participant's death, all or part of any amounts to be distributed to Participant under this Agreement.

6. Stock Certificates. Upon settlement of Participant's Awarded TVSUs, the Company shall cause a stock certificate to be delivered or book entry to be made covering the appropriate number of shares registered on the Company's books in the name of Participant. All Awarded TVSUs which are issued under this Agreement shall be fully paid and non-assessable.

7. Voting, Dividends. Participant shall have no rights as a stockholder (including no rights to vote or receive dividends or distributions) with respect to any Awarded TVSUs until Participant becomes a stockholder upon the settlement of such Awarded TVSUs in accordance with the terms and conditions of this Agreement and the Plan. Notwithstanding the foregoing, Participant will be entitled to receive dividend equivalents with respect to the Awarded TVSUs as provided in this Section 7. Upon an ordinary cash dividend on the shares of common stock of the Company the record date of which is prior to the settlement or forfeiture of any Awarded TVSUs, the Company shall allocate for Participant an amount equal to the amount of such ordinary cash dividend multiplied by the number of Awarded TVSUs, and the Company shall pay immediately to Participant any such amounts upon the vesting and settlement of the corresponding Awarded TVSUs; provided that any rights to receive such amounts shall be forfeited upon the forfeiture of the corresponding Awarded TVSUs.

8. Data Privacy. Participant hereby acknowledges that to perform its obligations under the Plan, the Company and its Subsidiaries may process sensitive personal data about Participant. Such data may include but are not limited to the information provided above, and any changes thereto, and other appropriate personal and financial data with respect to Participant. Participant hereby gives explicit consent to the Company to process any such data. The legal persons for whom such personal data are processed by the Company and any of its Subsidiaries and representatives, including stock brokers, stock record keepers or other consultants. Participant has been informed of his/her right of access and correction to his/her personal data by applying to the Company's director of human resources.

9. Service Rights. Participant may not assign or transfer his or her rights under this Agreement except as expressly provided under the Plan. This Agreement does not create a contract of employment between Participant and the Company or any of its Subsidiaries, and does not give Participant the right to be retained in the service of the Company or any of its Subsidiaries; nor does it imply or confer any other employment or service rights, or confer any ownership, security or

other rights to Company assets. The grant provided herein is solely within the discretion of the Company, and no inference should be drawn or permitted that the grant herein suggests that Participant will receive any subsequent grants. If any subsequent grant is in fact made, it shall be in the sole discretion of the Company, and the Company is under no obligation to make any future grant or to consider making any future grant. The value of the Awarded TVSUs awarded under the Agreement (either on the Award Date or at the time of vesting) shall not be included as compensation or earnings for purposes of any other benefit plan offered by the Company.

10. Delaware Law. This Agreement and all related matters shall be governed by, and construed and enforced in accordance with, the laws of the State of Delaware, and any applicable federal law.

11. Section 409A. Participant acknowledges that Participant's receipt of certain benefits under this Agreement may be subject to Section 409A of the Code. If the Company determines that Participant has become a "specified employee" (as defined under Section 409A) at the time of termination of service as a Director of the Company, payment shall be delayed until six months and one day following termination of service if the Company determines that such delayed payment is required in order to avoid a prohibited distribution under Section 409A(a)(2) of the Code. In addition, to the extent that Participant's benefits under this Agreement are payable upon a termination of service and are subject to Section 409A, a "termination of service" shall be interpreted to mean a "separation from service" which qualifies as a permitted payment event under Section 409A of the Code.

12. Taxes. The Company is not responsible for any tax consequences to Participant relating to the Agreement. Participant alone is responsible for these tax obligations, and hereby agrees to indemnify the Company from any loss or liability that the Company may suffer or incur as a result of the failure by Participant to pay such tax obligations.

13. Entire Agreement; Interpretation; Amendment. The Plan and this Agreement constitute the entire agreement between the Company and Participant pertaining to the subject matter hereof, supersede all prior or contemporaneous written or verbal agreements and understandings between the parties in connection therewith, and shall not be modified or amended except by written instrument duly signed by the parties. No waiver by either party of any default under the Agreement shall be deemed a waiver of any later default. The various provisions of the Agreement are severable in their entirety. Any determination of invalidity or unenforceability of any one provision shall have no effect on the continuing force and effect of the remaining provisions hereof. The Plan, including the definition of terms therein, is incorporated in this Agreement by reference and made a part hereof. In the event of any conflict between the provisions of the Plan and any related documents and those of this Agreement, the provisions of the Plan and any related documents shall prevail; provided, however, that the Committee shall have the sole and complete authority and discretion to decide any questions concerning the application, interpretation or scope of any of the terms and conditions of this Agreement, and any decisions of the Committee shall be binding and conclusive upon all interested parties. This Agreement shall be binding upon and inure to the benefit of the successors, assigns and heirs of the respective parties.

* * *

IN WITNESS WHEREOF, the parties hereto have duly executed this Agreement as of the date first above written. In so executing this Agreement, Participant also hereby acknowledges receipt of a copy of the Plan.

Participant's Signature

Participant's Printed Name

ACCEPTED:

CENTURY ALUMINUM COMPANY

By: __
Date: __

CENTURY ALUMINUM COMPANY
Subsidiaries of the Registrant

Company Name	State or Other Jurisdiction of Incorporation or Organization	Name Under Business is Conducted
Century Aluminum of South Carolina, Inc.	Delaware	Century Aluminum of South Carolina, Inc.
Century Aluminum Sebree, LLC	Delaware	Century Aluminum Sebree, LLC
Century Marketer LLC	Delaware	Century Marketer LLC
Century California, LLC	Delaware	Century California, LLC
Century Kentucky, Inc.	Delaware	Century Kentucky, Inc.
Century Netherlands I Limited	Bermuda	Century Netherlands I Limited
Century Aluminum Holdings LLC	Delaware	Century Aluminum Holdings LLC
Skyliner LLC	Delaware	Skyliner LLC
NSA General Partnership	Kentucky	NSA GP
Century Aluminum of Kentucky General Partnership	Kentucky	Century Aluminum of Kentucky, GP
Hancock Aluminum LLC	Delaware	Hancock Aluminum, LLC
Century Aluminum of Kentucky LLC	Delaware	Century Aluminum of Kentucky LLC
Century Netherlands II Limited	Bermuda	Century Netherlands II Limited
Nordural Holdings, C.V.	Netherlands	Nordural Holdings, C.V.
Nordural U.S. LLC	Delaware	Nordural U.S. LLC
Nordural Helguvik ehf	Iceland	Nordural Helguvik ehf
Nordural ehf	Iceland	Nordural ehf.
Century Louisiana, Inc.	Delaware	Century Louisiana, Inc.
Century Aluminum Development LLC	Delaware	Century Aluminum Development LLC
Century Aluminum Congo, S.A.	Republic of Congo	Century Aluminum Congo, S.A.
Nordural Grundartangi ehf .	Iceland	Nordural Grundartangi ehf.
Century Aluminum Asia Holdings Limited	Hong Kong	Century Aluminum Asia Holdings Limited
Century Aluminum Vlissingen B.V.	Netherlands	Century Aluminum Vlissingen B.V.
Century Anodes US, Inc.	California	Century Anodes US, Inc.
Mt. Holly Commerce Park, LLC	South Carolina	Mt. Holly Commerce Park, LLC

CONSENT OF INDEPENDENT REGISTERED PUBLIC ACCOUNTING FIRM

We consent to the incorporation by reference in Registration Statement No. 333-230018 on Form S-3 and Registration Nos. 333-15689, 333-42534, 333-65924, 333-162624, 333-129698, and 333-233184 on Form S-8, of our reports dated February 27, 2020, relating to the financial statements of Century Aluminum Company, and the effectiveness of Century Aluminum Company's internal control over financial reporting, appearing in the Annual Report on Form 10-K of Century Aluminum Company for the year ended December 31, 2019.

/s/ Deloitte & Touche LLP

Chicago, Illinois
February 27, 2020

POWER OF ATTORNEY

I hereby constitute and appoint Jesse E. Gary and Morgan F. Walbridge as my true and lawful attorney-in-fact and agent, with full power of substitution, for me and in my name, in any and all capacities, to sign on my behalf the Annual Report on Form 10-K of Century Aluminum Company for the fiscal year ended December 31, 2019, and any amendment or supplement thereto; and to file such Annual Report on Form 10-K, and any such amendment or supplement, with the Securities and Exchange Commission and any other appropriate agency pursuant to applicable laws and regulations.

IN WITNESS WHEREOF, I have hereunto set my hand this 4th day of December 2019.

/s/ Andrew Michelmore
Name: Andrew Michelmore
Director
Century Aluminum Company

POWER OF ATTORNEY

I hereby constitute and appoint Jesse E. Gary and Morgan F. Walbridge as my true and lawful attorney-in-fact and agent, with full power of substitution, for me and in my name, in any and all capacities, to sign on my behalf the Annual Report on Form 10-K of Century Aluminum Company for the fiscal year ended December 31, 2019, and any amendment or supplement thereto; and to file such Annual Report on Form 10-K, and any such amendment or supplement, with the Securities and Exchange Commission and any other appropriate agency pursuant to applicable laws and regulations.

IN WITNESS WHEREOF, I have hereunto set my hand this 4th day of December 2019.

/s/ Jarl Berntzen
Name: Jarl Berntzen
Director
Century Aluminum Company

POWER OF ATTORNEY

I hereby constitute and appoint Jesse E. Gary and Morgan F. Walbridge as my true and lawful attorney-in-fact and agent, with full power of substitution, for me and in my name, in any and all capacities, to sign on my behalf the Annual Report on Form 10-K of Century Aluminum Company for the fiscal year ended December 31, 2019, and any amendment or supplement thereto; and to file such Annual Report on Form 10-K, and any such amendment or supplement, with the Securities and Exchange Commission and any other appropriate agency pursuant to applicable laws and regulations.

IN WITNESS WHEREOF, I have hereunto set my hand this 4th day of December 2019.

/s/ Errol Glasser
Name: Errol Glasser
Director
Century Aluminum Company

POWER OF ATTORNEY

I hereby constitute and appoint Jesse E. Gary and Morgan F. Walbridge as my true and lawful attorney-in-fact and agent, with full power of substitution, for me and in my name, in any and all capacities, to sign on my behalf the Annual Report on Form 10-K of Century Aluminum Company for the fiscal year ended December 31, 2019, and any amendment or supplement thereto; and to file such Annual Report on Form 10-K, and any such amendment or supplement, with the Securities and Exchange Commission and any other appropriate agency pursuant to applicable laws and regulations.

IN WITNESS WHEREOF, I have hereunto set my hand this 4th day of December 2019.

/s/ Wilhelm van Jaarsveld

Name: Wilhelm van Jaarsveld

Director

Century Aluminum Company

**CERTIFICATION OF DISCLOSURE IN CENTURY ALUMINUM COMPANY'S
ANNUAL REPORT FILED ON FORM 10-K**

I, Michael A. Bless, certify that:

- 1) I have reviewed this Annual Report on Form 10-K of Century Aluminum Company;
- 2) Based on my knowledge, this report does not contain any untrue statement of a material fact or omit to state a material fact necessary to make the statements made, in light of the circumstances under which such statements were made, not misleading with respect to the period covered by this report;
- 3) Based on my knowledge, the financial statements, and other financial information included in this report, fairly present in all material respects the financial condition, results of operations and cash flows of the registrant as of, and for, the periods presented in this report;
- 4) The registrant's other certifying officer and I are responsible for establishing and maintaining disclosure controls and procedures (as defined in Exchange Act Rules 13a-15(e) and 15d-15(e)) and internal control over financial reporting (as defined in Exchange Act Rules 13a-15(f) and 15d-15(f)) for the registrant and have:
 - a) Designed such disclosure controls and procedures, or caused such disclosure controls and procedures to be designed under our supervision, to ensure that material information relating to the registrant, including its consolidated subsidiaries, is made known to us by others within those entities, particularly during the period in which this report is being prepared;
 - b) Designed such internal control over financial reporting, or caused such internal control over financial reporting to be designed under our supervision, to provide reasonable assurance regarding the reliability of financial reporting and the preparation of financial statements for external purposes in accordance with generally accepted accounting principles;
 - c) Evaluated the effectiveness of the registrant's disclosure controls and procedures and presented in this report our conclusions about the effectiveness of the disclosure controls and procedures, as of the end of the period covered by this report based on such evaluation; and
 - d) Disclosed in this report any change in the registrant's internal control over financial reporting that occurred during the registrant's most recent fiscal quarter (the registrant's fourth fiscal quarter in the case of an annual report) that has materially affected, or is reasonably likely to materially affect, the registrant's internal control over financial reporting; and
- 5) The registrant's other certifying officer and I have disclosed, based on our most recent evaluation of internal control over financial reporting, to the registrant's auditors and the audit committee of the registrant's board of directors (or persons performing the equivalent functions):
 - a) All significant deficiencies and material weaknesses in the design or operation of internal control over financial reporting which are reasonably likely to adversely affect the registrant's ability to record, process, summarize and report financial information; and
 - b) Any fraud, whether or not material, that involves management or other employees who have a significant role in the registrant's internal control over financial reporting.

Date: February 27, 2020

/s/ MICHAEL A. BLESS

Name: Michael A. Bless

Title: President and Chief Executive Officer
(Principal Executive Officer)

**CERTIFICATION OF DISCLOSURE IN CENTURY ALUMINUM COMPANY'S
ANNUAL REPORT FILED ON FORM 10-K**

I, Craig C. Conti, certify that:

- 1) I have reviewed this Annual Report on Form 10-K of Century Aluminum Company;
- 2) Based on my knowledge, this report does not contain any untrue statement of a material fact or omit to state a material fact necessary to make the statements made, in light of the circumstances under which such statements were made, not misleading with respect to the period covered by this report;
- 3) Based on my knowledge, the financial statements, and other financial information included in this report, fairly present in all material respects the financial condition, results of operations and cash flows of the registrant as of, and for, the periods presented in this report;
- 4) The registrant's other certifying officer and I are responsible for establishing and maintaining disclosure controls and procedures (as defined in Exchange Act Rules 13a-15(e) and 15d-15(e)) and internal control over financial reporting (as defined in Exchange Act Rules 13a-15(f) and 15d-15(f)) for the registrant and have:
 - a) Designed such disclosure controls and procedures, or caused such disclosure controls and procedures to be designed under our supervision, to ensure that material information relating to the registrant, including its consolidated subsidiaries, is made known to us by others within those entities, particularly during the period in which this report is being prepared;
 - b) Designed such internal control over financial reporting, or caused such internal control over financial reporting to be designed under our supervision, to provide reasonable assurance regarding the reliability of financial reporting and the preparation of financial statements for external purposes in accordance with generally accepted accounting principles;
 - c) Evaluated the effectiveness of the registrant's disclosure controls and procedures and presented in this report our conclusions about the effectiveness of the disclosure controls and procedures, as of the end of the period covered by this report based on such evaluation; and
 - d) Disclosed in this report any change in the registrant's internal control over financial reporting that occurred during the registrant's most recent fiscal quarter (the registrant's fourth fiscal quarter in the case of an annual report) that has materially affected, or is reasonably likely to materially affect, the registrant's internal control over financial reporting; and
- 5) The registrant's other certifying officer and I have disclosed, based on our most recent evaluation of internal control over financial reporting, to the registrant's auditors and the audit committee of the registrant's board of directors (or persons performing the equivalent functions):
 - a) All significant deficiencies and material weaknesses in the design or operation of internal control over financial reporting which are reasonably likely to adversely affect the registrant's ability to record, process, summarize and report financial information; and
 - b) Any fraud, whether or not material, that involves management or other employees who have a significant role in the registrant's internal control over financial reporting.

Date: February 27, 2020

/s/ CRAIG C. CONTI

Name: Craig C. Conti

Title: Executive Vice President and Chief Financial Officer
(Principal Financial Officer)

Certification pursuant to Section 906 of the Sarbanes-Oxley Act of 2002 (18 U.S.C. 1350)

In connection with the annual report on Form 10-K of Century Aluminum Company (the "Company") for the fiscal year ended December 31, 2019, as filed with the Securities and Exchange Commission on the date hereof (the "Report"), Michael A. Bless, as President and Chief Executive Officer of the Company, hereby certifies, pursuant to 18 U.S.C. Section 1350, as adopted, pursuant to Section 906 of the Sarbanes-Oxley Act of 2002, that, to the best of his knowledge:

1. This Report fully complies with the requirements of Section 13(a) or 15(d) of the Securities Exchange Act of 1934; and
2. The information contained in this Report fairly presents, in all material respects, the financial condition and results of operations of the Company.

/s/ MICHAEL A. BLESS

By: Michael A. Bless

Title: President and Chief Executive Officer (Principal Executive Officer)

Date: February 27, 2020

A signed original of this written statement required by Section 906 has been provided to the Company and will be retained by the Company and furnished to the Securities and Exchange Commission or its staff upon request.

