




Equity
Commonwealth

2021 Annual Report



Dear Fellow Shareholders:

2021 was a mixed year for EQC, with significant accomplishments tempered by disappointment with our unsuccessful acquisition of Monmouth Real Estate Investment Corporation, a publicly-traded industrial REIT. Despite the setback, significant accomplishments in 2021 included:

- Managing the planned acquisition of Monmouth with substantially all business, operational, accounting, tax, finance, treasury, engineering, legal, personnel, risk and other matters completed and ready for the transition;
- Repurchasing \$174.1 million, or 6.7 million of our common shares, at a weighted average price of \$25.85 per share, reducing our common shares outstanding by over 5%;
- Continuing to advance our sustainability and social responsibility initiatives to enhance corporate office and property sustainability as well as social responsibility, including (i) completing EQC's second annual GRESB real estate assessment with a 25% improvement to our score, and (ii) implementing a diversity, equity & inclusion initiative; and
- Fostering an entrepreneurial culture with an emphasis on transparency and open communication, where working passionately and collaboratively is fundamental, and risk management paramount.

On the heels of the second year of the COVID-19 virus, Russia's invasion of Ukraine has brought misery to tens of millions and further disrupted the interconnected global economy. Inflation, and its risk to the economy, is once again a significant consideration. In response, the Federal Reserve raised its benchmark rate for the first time in three years. Volatility has also returned with base interest rates and credit spreads increasing significantly in the past few months.

Monmouth

Early in 2021, an activist investor put Monmouth in play. We have a 30-year business relationship with the Landy family, who founded the company, and have respect for what they have built at both Monmouth and UMH Properties, Inc., a publicly-traded manufactured home community REIT. We carefully underwrote the Monmouth assets and concluded they offered superior credit, term and a relatively new, low-density portfolio of attractive industrial assets. Our thesis was simple – a merger provided us a high-quality, attractively-priced asset base to serve as the foundation for us to build a formidable industrial business. While EQC's shareholders supported the transaction with 88% voting in favor of the merger, competition from a non-traded REIT resulted in Monmouth's shareholders voting against the transaction.


Despite the outcome, the process was gratifying. EQC's team was rigorous in evaluating Monmouth's assets and business. We remained disciplined in our approach to pricing and encouraged by the ability and effort of our team throughout the process.

Continued Patience

We intend to continue to be patient and disciplined in our evaluation of investment opportunities while remaining focused on proactive asset management, leasing and operations at our four remaining properties, some of which we may sell to the extent we determine that is in the best interests of our business objectives. We are seeking to use the strength and liquidity of our balance sheet for investments in high-quality assets or businesses. We continue to evaluate a broad range of property types, searching for a transaction that offers a compelling risk-reward profile in order to create a foundation for long-term growth.

With our balance sheet and demonstrated execution capabilities, EQC remains well positioned to capitalize on future opportunities. Down the road, should those opportunities not materialize, we may also determine to sell, liquidate or otherwise exit our business if we believe doing so will maximize shareholder value.

To our Board of Trustees and our fellow shareholders, thank you for your continued support and confidence.



A blue ink cursive signature of Sam Zell.

Sam Zell
Chairman



A blue ink cursive signature of David Helfand.

David Helfand
President and Chief Executive Officer

UNITED STATES
SECURITIES AND EXCHANGE COMMISSION
WASHINGTON, D.C. 20549
FORM 10-K

ANNUAL REPORT PURSUANT TO SECTION 13 OR 15(d) OF THE SECURITIES EXCHANGE ACT OF 1934

For the fiscal year ended December 31, 2021

OR

TRANSITION REPORT PURSUANT TO SECTION 13 OR 15(d) OF THE SECURITIES EXCHANGE ACT OF 1934

Commission File Number 1-9317

EQUITY COMMONWEALTH

(Exact Name of Registrant as Specified in Its Charter)

Maryland

04-6558834

(State or Other Jurisdiction of Incorporation or Organization)

(IRS Employer Identification No.)

Two North Riverside Plaza, Suite 2100, Chicago, IL

60606

(Address of Principal Executive Offices)

(Zip Code)

(312) 646-2800

(Registrant's Telephone Number, Including Area Code)

Securities registered pursuant to Section 12(b) of the Act:

Title Of Each Class	Trading Symbol	Name of Each Exchange On Which Registered
Common Shares of Beneficial Interest	EQC	New York Stock Exchange
6.50% Series D Cumulative Convertible Preferred Shares of Beneficial Interest	EQCpD	New York Stock Exchange

Securities registered pursuant to Section 12(g) of the Act: None

Indicate by check mark if the registrant is a well-known seasoned issuer, as defined in Rule 405 of the Securities Act. Yes No

Indicate by check mark if the registrant is not required to file reports pursuant to Section 13 or Section 15(d) of the Act. Yes No

Indicate by check mark whether the registrant: (1) has filed all reports required to be filed by Section 13 or 15(d) of the Securities Exchange Act of 1934 during the preceding 12 months (or for such shorter period that the registrant was required to file such reports), and (2) has been subject to such filing requirements for the past 90 days. Yes No

Indicate by check mark whether the registrant has submitted electronically every Interactive Data File required to be submitted pursuant to Rule 405 of Regulation S-T (§232.405 of this chapter) during the preceding 12 months (or for such shorter period that the registrant was required to submit such files). Yes No

Indicate by check mark whether the registrant is a large accelerated filer, an accelerated filer, a non-accelerated filer, a smaller reporting company, or an emerging growth company. See the definitions of "large accelerated filer," "accelerated filer," "smaller reporting company," and "emerging growth company" in Rule 12b-2 of the Exchange Act.

Large accelerated filer	<input checked="" type="checkbox"/>	Accelerated filer	<input type="checkbox"/>
Non-accelerated filer	<input type="checkbox"/>	Smaller reporting company	<input type="checkbox"/>
		Emerging growth company	<input type="checkbox"/>

If an emerging growth company, indicate by check mark if the registrant has elected not to use the extended transition period for complying with any new or revised financial accounting standards provided pursuant to Section 13(a) of the Exchange Act.

Indicate by check mark whether the registrant has filed a report on and attestation to its management's assessment of the effectiveness of its internal control over financial reporting under Section 404(b) of the Sarbanes-Oxley Act (15 U.S.C. 7262(b)) by the registered public accounting firm that prepared or issued its audit report.

Indicate by check mark whether the registrant is a shell company (as defined in Rule 12b-2 of the Exchange Act). Yes No

The aggregate market value of the voting common shares of beneficial ownership, \$0.01 par value, or common shares, of the registrant held by non-affiliates was \$3.1 billion based on the \$26.20 closing price per common share on the New York Stock Exchange on June 30, 2021. For purposes of calculating the aggregate market value of shares held by non-affiliates, we have assumed that all outstanding shares are held by non-affiliates, except for shares held by each of our trustees, executive officers, and any 10% or greater shareholders. These assumptions should not be deemed to constitute an admission that all trustees, executive officers, and 10% or greater shareholders are, in fact, affiliates of our company, or that there are not other persons who may be deemed to be affiliates of our company. Further information concerning shareholdings of our trustees, officers, and principal shareholders is included or incorporated by reference in Part III, Item 12 of this Annual Report on Form 10-K.

Number of registrant's common shares outstanding as of February 8, 2022: 113,095,525.

DOCUMENTS INCORPORATED BY REFERENCE

Certain Information required by Items 10, 11, 12, 13 and 14 of Part III of this Annual Report on Form 10-K is incorporated herein by reference to the definitive Proxy Statement for the 2022 Annual Meeting of Shareholders, or the definitive Proxy Statement, which Equity Commonwealth intends to file no later than 120 days after the end of its fiscal year ended December 31, 2021.

FORWARD LOOKING STATEMENTS

Some of the statements contained in this Annual Report on Form 10-K constitute forward-looking statements within the meaning of the federal securities laws including, but not limited to, statements pertaining to our anticipated business strategies, goals, policies and objectives, capital resources and financing, portfolio performance, lease expiration schedules, results of operations or anticipated market conditions, including our statements regarding the overall impact of COVID-19, and changing laws, statutes, regulations, and the interpretations thereof, on the foregoing. Any forward-looking statements contained in this Annual Report on Form 10-K are intended to be made pursuant to the safe harbor provisions of Section 27A of the Securities Act of 1933, as amended, or the Securities Act, and Section 21E of the Securities Exchange Act of 1934, as amended, or the Exchange Act. Forward-looking statements relate to expectations, beliefs, projections, future plans and strategies, anticipated events or trends and similar expressions concerning matters that are not historical facts. You can identify forward-looking statements by the use of forward-looking terminology, including but not limited to, “may,” “will,” “should,” “could,” “would,” “expects,” “intends,” “plans,” “anticipates,” “believes,” “estimates,” “predicts,” or “potential” or the negative of these words and phrases or similar words or phrases which are predictions of or indicate future events or trends and which do not relate solely to historical matters. You can also identify forward-looking statements by discussions of strategy, plans or intentions.

Any forward-looking statements contained in this Annual Report on Form 10-K reflect our current views about future events and are subject to numerous known and unknown risks, uncertainties, assumptions and changes in circumstances that may cause our actual results to differ significantly from those expressed in any forward-looking statement. We do not guarantee that the transactions and events described will happen as described (or that they will happen at all). We disclaim any obligation to publicly update or revise any forward-looking statement to reflect changes in underlying assumptions or factors, of new information, data or methods, future events or other changes. For a further discussion of these and other factors that could cause our future results to differ materially from any forward-looking statements, see the section entitled “Risk Factors” in this Annual Report on Form 10-K.

EQUITY COMMONWEALTH
2021 FORM 10-K ANNUAL REPORT

Table of Contents

Part I

Item 1.	Business	1
Item 1A.	Risk Factors	4
Item 1B.	Unresolved Staff Comments	18
Item 2.	Properties	18
Item 3.	Legal Proceedings	18
Item 4.	Mine Safety Disclosures	18

Part II

Item 5.	Market for Registrant's Common Equity, Related Shareholder Matters and Issuer Purchases of Equity Securities	19
Item 6.	[Reserved]	21
Item 7.	Management's Discussion and Analysis of Financial Condition and Results of Operations	21
Item 7A.	Quantitative and Qualitative Disclosures About Market Risk	31
Item 8.	Financial Statements and Supplementary Data	31
Item 9.	Changes in and Disagreements with Accountants on Accounting and Financial Disclosure	31
Item 9A.	Controls and Procedures	31
Item 9B.	Other Information	31
Item 9C.	Disclosure Regarding Foreign Jurisdictions that Prevent Inspections	31

Part III

Item 10.	Directors, Executive Officers and Corporate Governance	32
Item 11.	Executive Compensation	32
Item 12.	Security Ownership of Certain Beneficial Owners and Management and Related Shareholder Matters	32
Item 13.	Certain Relationships and Related Transactions, and Director Independence	32
Item 14.	Principal Accountant Fees and Services	32

Part IV

Item 15.	Exhibits and Financial Statement Schedules	33
Item 16.	Form 10-K Summary	35
	Signatures	

(This page has been left blank intentionally.)

EXPLANATORY NOTE

References in this Annual Report on Form 10-K to "the Company", "EQC", "we", "us" or "our", refer to Equity Commonwealth and its consolidated subsidiaries as of December 31, 2021, unless the context indicates otherwise.

PART I

Item 1. Business.

The Company. We are an internally managed and self-advised real estate investment trust, or REIT, primarily engaged in the ownership and operation of office buildings in the United States. We were formed in 1986 under Maryland law and we have elected to be taxed as a REIT under the Internal Revenue Code of 1986, as amended, or the Code. The Company operates as what is commonly referred to as an umbrella partnership real estate investment trust, or UPREIT, conducting substantially all of its activities through EQC Operating Trust, a Maryland real estate investment trust, or the Operating Trust.

The Company beneficially owned 99.79% of the outstanding shares of beneficial interest, designated as units, or OP Units, in the Operating Trust, as of December 31, 2021, and the Company is the sole trustee of the Operating Trust. As the sole trustee, the Company generally has the power under the declaration of trust of the Operating Trust to manage and conduct the business of the Operating Trust, subject to certain limited approval and voting rights of other holders of OP Units.

As of December 31, 2021, our portfolio consisted of four properties, with a total of 1.5 million square feet. Over the past eight years, we disposed of 164 properties and three land parcels totaling 44.3 million square feet for an aggregate gross sales price of \$6.9 billion, as well as \$704.8 million of common shares of Select Income REIT. The remaining four properties were 82.3% leased and had 79.2% commenced occupancy as of December 31, 2021. Since 2014, we have used proceeds to retire \$3.3 billion of debt and preferred shares, repurchased \$439.9 million of our common shares and paid \$1.2 billion in distributions to our common shareholders. We have \$2.8 billion of cash and cash equivalents and no debt outstanding as of December 31, 2021.

The COVID-19 outbreak caused significant business and economic disruptions in 2021 and 2020, including for tenants at our properties. The Company experienced a significant reduction in leasing interest and activity as well as parking revenue when compared to pre-pandemic levels. In response to the pandemic, we adapted our business operations, including transitions to working from home and in the office in the new COVID-19 environment. Many of our employees and the vast majority of our tenants' employees are currently working at least in part remotely and may be subject to government-imposed restrictions. Our emphasis continues to be on tenant, building staff and employee safety and productivity while maintaining our focus on rent collections. The impact of the pandemic on our business in 2022 and beyond is uncertain.

During the year ended December 31, 2021, we entered into leases for 116,000 square feet, including lease renewals for 56,000 square feet and new leases for 60,000 square feet. Leases entered into during the year ended December 31, 2021, including both lease renewals and new leases, had weighted average cash rental rates that were approximately 0.3% lower than prior rental rates for the same space and weighted average GAAP rental rates that were approximately 4.3% higher than prior rental rates for the same space.

As of December 31, 2021, approximately 7.4% of our leased square feet and 8.8% of our annualized rental revenue are included in leases scheduled to expire through December 31, 2022. Renewal and new leases and rental rates at which available space may be relet in the future will depend on prevailing market conditions at the times these leases are negotiated. We believe that the in-place cash rents for leases expiring in 2022, that have not been backfilled, are approximately market.

Business Strategy. We are continuing to evaluate investment opportunities while remaining focused on creating value through proactive asset management and improved operating results. We are seeking to use the strength and liquidity of our balance sheet for investments in high-quality assets or businesses in a range of property types that offer a compelling risk-reward profile. We may also determine to sell, liquidate or otherwise exit our business if we believe doing so will maximize shareholder value.

Human Capital Resources. As of December 31, 2021, we had 25 full-time employees, reduced from 66 full-time employees as of December 31, 2015, as the size of our property portfolio decreased. Our employee compensation program consists of the following: (i) base salary, (ii) annual cash bonus, (iii) long-term, at-risk time and performance-based equity awards, and (iv) health and welfare benefits. Each year, we set corporate, department and individual goals that we use to measure performance during our annual review process. We believe that the structure of our compensation program is aligned with the interests of our shareholders, rewards performance and serves to attract and retain employees. We also believe that our

entrepreneurial culture, which is focused on encouraging transparency and open communication based on our guiding principles, is an important contributor to our success. We strive to provide our employees with a variety of resources and tools to promote training and development.

Our principal executive offices are located at Two North Riverside Plaza, Suite 2100, Chicago, Illinois 60606, our telephone number is (312) 646-2800 and our website is www.eqcre.com.

Investment Policies. In evaluating potential property investments and dispositions, we consider various factors, including but not limited to the following:

- the type of properties;
- the risk-adjusted returns projected for the properties;
- the historical and projected rents received and likely to be received from the properties;
- the historical and expected operating expenses, including real estate taxes, incurred and expected to be incurred at the properties;
- the growth, tax and regulatory environments of the market in which the properties are located;
- the quality and credit worthiness of the tenants;
- occupancy and demand for similar properties in the same or nearby markets;
- the construction quality, physical condition, environmental risk-factors and design of the properties, and expected capital expenditures that may need to be made;
- the location of the properties; and
- the pricing of comparable properties as evidenced by recent market sales.

We have no policies that specifically limit the percentage of our assets that may be invested in any individual property, in any one type of property, in properties in one geographic area, in properties leased to any one tenant, in properties leased to an affiliated group of tenants, in real estate joint ventures or in participating, convertible or other types of mortgages. We have in the past provided seller financing for properties we have sold and may do so again in the future.

In the past, we have sought to acquire and considered the possibility of acquiring other companies, including via merger or other strategic combinations. We may undertake such activities in the future.

Financing Policies. We may seek additional capital through equity offerings, debt financings, retention of cash flows in excess of distributions to shareholders or a combination of these methods. To the extent that our Board of Trustees decides to obtain debt financing, we may do so on an unsecured basis or a secured basis, subject to limitations in any then-existing financing or other contractual arrangements; we may seek to obtain lines of credit or to issue securities senior to our common and/or preferred shares, including preferred shares or debt securities which may be convertible into common shares or be accompanied by warrants to purchase common shares; or we may engage in transactions which involve a sale or other conveyance of properties to affiliated or unaffiliated entities. We may finance investments by using retained cash flow from operations and dispositions, by the issuance of additional equity securities or debt, by assuming outstanding mortgage debt on the acquired properties or by an exchange of properties. The proceeds from any of our financings may be used to pay distributions, to provide working capital, to refinance indebtedness or to finance investments and expansions of existing or new properties or businesses. We may from time to time re-evaluate and modify our financing policies in light of then current market conditions, relative availability and costs of debt and equity capital, the changing values of properties, growth and investment opportunities and other factors, and we may increase or decrease our ratio of debt to total capitalization.

The Investment Policies and Financing Policies discussed above are established by our Board of Trustees and may be changed by our Board of Trustees at any time without shareholder approval.

Competition. Investing in and operating real estate is a highly competitive business. We compete against other REITs, numerous financial institutions, individuals and public and private companies who are actively engaged in the real estate business. Also, we compete for tenants and investments based on a number of factors including pricing, underwriting criteria and reputation. Our ability to successfully compete is also impacted by economic and population trends, availability of acceptable investment opportunities, our ability to negotiate beneficial leasing and investment terms, availability and cost of capital and new and existing laws and regulations. Some of our competitors are dominant in selected geographic markets, including in markets in which we operate. Some of our competitors have greater financial and other resources than we have.

For additional information on competition and the risks associated with our business, please see "Risk Factors" in Part I, Item 1A of this Annual Report on Form 10-K.

Environmental and Climate Change Matters. Under various federal, state and local laws related to environmental, health and safety matters, owners, former owners, operators and tenants of real estate may be subject to liabilities resulting from the presence of hazardous substances, waste or petroleum products at, on, under, or emanating from such real estate, including costs for investigating and remediating or removing hazardous substances present at or migrating from such properties, liabilities for property damage or personal injuries, natural resource damages, and costs and losses arising from property use restrictions or diminution in value. We, or our tenants, also may incur liability for failing to comply with environmental, health and safety laws. We do not believe that there are environmental conditions or issues at any of our properties that have had or will have a material adverse effect on us. However, no assurances can be given that conditions or issues are not present at our properties or that costs we may be required to incur in the future to remediate contamination or comply with environmental, health and safety laws will not have a material adverse effect on our business or financial condition.

We estimate the cost to remove hazardous substances or address environmental issues at some of our properties based in part on environmental surveys and analyses conducted on our properties.

Some of our properties have been or may in the future be impacted by releases of hazardous substances or petroleum products. Such contamination may arise from a variety of sources, including historic uses of our properties for commercial or industrial purposes, spills of such materials at adjacent properties, or releases from tanks used on our properties to store petroleum or hazardous substances. In addition, certain of our properties have been or may be on sites upon which or are adjacent to or near other properties upon which others, including former owners or tenants, have engaged, or may in the future engage, in activities that may release petroleum products or other hazardous or toxic substances. Though we have reviewed our properties for potential environmental liabilities associated with such sources, we cannot assure that we have identified all potential environmental liabilities.

Certain of our buildings contain asbestos. We believe any asbestos in our buildings is contained in accordance with current regulations. If we remove the asbestos or renovate or demolish these properties, certain environmental regulations govern the manner in which the asbestos must be handled and removed, which could result in increased costs.

For more information regarding environmental matters and their possible adverse impact on us, see "Risk Factors—Risks Related to Our Business—We could incur significant costs and liabilities with respect to environmental matters" in Part I, Item 1A of this Annual Report on Form 10-K.

The federal government and some of the states and localities in which our properties are located have enacted and may in the future enact climate change laws and regulations, including laws and regulations with respect to carbon footprints and greenhouse gas emissions associated with buildings and "green" building codes. We believe these laws may cause energy costs at our properties to increase, but we do not expect the direct impact of these increases to be material to our results of operations because the increased costs either would be the responsibility of our tenants directly or in large part may be passed through by us to our tenants as additional lease payments. Laws enacted to mitigate climate change may cause us to make material investments in our properties which could materially and adversely affect our financial condition. We evaluate ways to improve the energy efficiency at all of our properties. For more information regarding climate change matters and their possible adverse impact on us, see "Risk Factors—Risks Related to Our Business—We may be adversely affected by laws, regulations or other issues related to climate change" in Part I, Item 1A of this Annual Report on Form 10-K.

Sustainability and Social Responsibility. We are dedicated to cultivating sustainability and social responsibility in our business. We seek to operate our properties efficiently from both an economic and environmental perspective. Of the four properties in our portfolio as of December 31, 2021, two of our properties have been certified with the U.S. Environmental Protection Agency's Energy Star label, and one of these properties has also achieved LEED certification from the U.S. Green Buildings Council. We look to implement socially responsible measures throughout our business and recognize that doing so is good for our community and integral to measuring our overall success.

Equity Commonwealth's sustainability focus includes:

- maintaining high corporate governance standards that are aligned with the interests of our stakeholders;
- emphasizing diversity of all types as an important part of our culture;
- efficiently managing energy costs;
- providing high levels of customer satisfaction;
- actively engaging in our communities;

- establishing an employee-driven sustainability working group that collaborates on ways to be more socially and environmentally conscious; and
- implementing a diversity, equity and inclusion initiative.

We completed our second Global Real Estate Sustainability Benchmark (“GRESB”) real estate assessment, a globally recognized third-party analysis of the environmental, social and governance indicators of more than 1,500 real estate portfolios worldwide. The Company received an overall score of 74, a 25% improvement from its first submission in 2020, along with three green stars.

In 2021, Equity Commonwealth’s President and CEO David Helfand signed the CEO Action for Diversity & Inclusion pledge, pledging our commitment to: (i) provide a workplace that addresses diversity and inclusion issues, (ii) implement unconscious bias education, (iii) share best practices with other pledge participants, and (iv) create strategic inclusion and diversity initiatives

For further information on our efforts with respect to sustainability and social responsibility, please visit our sustainability page in the investor relations section of our website at www.eqcre.com.

Regulation FD Disclosures and Internet Website. We use any of the following to comply with our disclosure obligations under Regulation FD: press releases, SEC filings, public conference calls, or our website. We routinely post important information on our website at www.eqcre.com, including information that may be deemed to be material. We encourage investors and others interested in the Company to monitor these distribution channels for material disclosures.

Copies of our Corporate Governance Guidelines, Code of Business Conduct and Ethics and the charters of our Audit, Compensation and Nominating and Corporate Governance committees are posted on our website and may be obtained free of charge by writing to Secretary, Equity Commonwealth, Two North Riverside Plaza, Suite 2100, Chicago, Illinois 60606. We make available, free of charge, on our website, our Annual Reports on Form 10-K, Quarterly Reports on Form 10-Q, Current Reports on Form 8-K and amendments to these reports filed or furnished pursuant to Section 13(a) or 15(d) of the Securities Exchange Act of 1934, as amended, or the Exchange Act, as soon as reasonably practicable after these forms are filed with, or furnished to, the SEC. Any shareholder or other interested party who desires to communicate with our Board of Trustees, or our non-management Trustees, individually or as a group, may do so by contacting our investor relations department through our website. Our website address is included in this Annual Report on Form 10-K as a textual reference only and the information on the website is not incorporated by reference into this Annual Report on Form 10-K.

RISK FACTORS

Item 1A. Risk Factors.

Before making an investment decision, you should carefully consider the following risk factors together with all of the other information contained in this Annual Report on Form 10-K.

Risks Related to Our Business

If we are unsuccessful in identifying and completing investments that we believe are strategically compelling, we may decide to sell, liquidate or otherwise exit our business in one or more transactions, which could materially and adversely impact us, including our stock price.

We continue to evaluate potential investment opportunities in a range of property types. We are seeking to reinvest the significant cash balances we have accumulated, but we cannot provide any assurances that we will be successful in identifying investments that we believe are strategically compelling and completing such transactions on favorable terms or at all. Our ability to identify and consummate investments is subject to significant risks, including the following:

- we may be unable to identify attractive investment opportunities;
- we may be unable to make an acquisition and/or investment because of competition from other real estate investors, such as private real estate companies, publicly traded REITs, non-traded REITs and institutional investment funds; and
- we may be unable to finance investments on favorable terms or at all.

If we are unable to successfully complete any investments, we may sell or liquidate the Company or otherwise exit our business through one or more transactions. The Board of Trustees and management regularly evaluate the best course of action for the Company and have not set a timetable for making any decision regarding a sale, liquidation or exit of the Company, and

the timing and manner of any such sale, liquidation or exit may be viewed unfavorably. If a sale, liquidation or other exit occurs, or does not occur in a time frame or manner viewed favorably, our stock price could be negatively impacted.

We may make investments that are viewed unfavorably by our shareholders, which could materially and adversely affect our stock price.

We may make investments that are viewed unfavorably by our shareholders. We evaluate a range of investments in a variety of property types, including portfolios of properties, individual properties and businesses, which vary in significance from relatively minor initial investments to transformative transactions. Our investors may view negatively any acquisition and/or investment that we make for a number of reasons, including because they believe we overvalued the acquired assets or businesses, they dislike the property type or types, quality or location of the acquired assets or businesses, they view the initial investment as small and therefore requiring substantially more time to complete the repositioning of our portfolio, or they disfavor the management or other personnel involved in any acquired businesses. If we make investments that are viewed unfavorably by our shareholders, it could negatively affect our stock price.

We may incur significant costs pursuing investment opportunities that we may not consummate, which could adversely affect our results of operations.

We have incurred and may continue to incur costs such as diligence, legal, advisory and consulting fees in connection with pursuing investments that we ultimately may not consummate, which could adversely affect our results of operations.

We may encounter unanticipated difficulties and costs relating to integrating any properties or businesses we acquire, particularly if outside of the office sector, which could materially and adversely affect us.

We may encounter unanticipated difficulties and expenditures relating to any properties or businesses we acquire. For example, notwithstanding pre-investment due diligence, we could become subject to unknown liabilities without any or limited recourse against the seller, including without limitation tenant claims, vendor claims, indemnification and other claims, and we may incur higher than expected property operating and capital costs. In addition, we may experience unexpected adverse market changes, including without limitation, re-leasing difficulties, occupancy and rental declines. For these and other reasons, we may not successfully integrate any properties or businesses we acquire, particularly if outside of the office sector, and may not achieve the returns we expected, which could have a material adverse effect on us.

To the extent we make any dispositions, they may be on unfavorable terms, which could adversely affect us.

To the extent we seek to dispose of additional assets, they may be on unfavorable terms or we may not be able to complete sales in a timely manner, if at all, which could adversely affect us. We could incur significant costs and liabilities in connection with the dispositions of any properties, including through indemnification protection we provide to purchasers, which could adversely affect us.

The ongoing COVID-19 outbreak may adversely affect us, including our growth prospects, results of operations and financial condition.

The COVID-19 outbreak has spread throughout the world and has significantly impacted the United States. The outbreak has led governmental authorities to impose stay-at-home orders, quarantines, closures and other restrictions. This has led to severe business disruptions throughout the U.S. and the world, including a decline in economic activity, layoffs, downsizing and other similar factors. If these disruptions continue, they could negatively impact our efforts to use our capital for investments.

The COVID-19 outbreak continued to adversely affect our results of operations in 2021, particularly our parking-related revenues, and may continue to do so. During the time period in which stay-at-home orders, quarantines, closures and other restrictions have been imposed, our parking-related revenues have been adversely impacted, and we expect that may continue. For the three months and year ended December 31, 2021, parking-related revenues included in Other revenue represented approximately 6.0% and 5.3%, respectively, of our total revenues and decreased approximately 42.7% and 49.6% when compared to the comparable property portfolio for the three months and year ended December 31, 2019, respectively. For the year ended December 31, 2021, parking-related revenues decreased approximately 20.4% when compared to the comparable property portfolio for the year ended December 31, 2020. We have incurred and expect to continue to incur expenses related to

our efforts to respond to the business disruption caused by the COVID-19 outbreak, which could impact our future results of operations.

The ongoing COVID-19 outbreak also may have a longer-term impact on demand for office space, which could adversely impact the value of our office properties. With many workforces having adapted to the COVID-19 outbreak by working remotely, businesses and tenants may reassess their long-term demand for office space, which could adversely affect our ability to successfully re-lease our properties, the lease terms we are able to negotiate and the long-term value of our office properties. For the above reasons, the ongoing COVID-19 outbreak may adversely affect us, including our growth prospects, results of operations and financial condition.

The failure of one or more of our tenants to pay rent due to the market disruption caused by the COVID-19 outbreak or for any other reason could materially and adversely affect us, including our results of operations.

Our performance depends on the financial condition of our tenants and their ability to fulfill their lease obligations. The COVID-19 outbreak has adversely affected some of our tenants' businesses, and we cannot predict the impact on our results of operations. The extent to which the COVID-19 outbreak continues could impact the risk of sustained business disruption in the markets in which our properties are located and exacerbate the risk that our tenants will not be able to meet their lease obligations.

In addition, we would be harmed if one or more of our major tenants, or a number of our smaller tenants, were to experience financial difficulties, including bankruptcy, insolvency or a general downturn of business. As of December 31, 2021, our portfolio was comprised of four properties, and the failure of one or more of our tenants to pay all or a substantial portion of their rent obligations could materially and adversely affect us. The inability of a major tenant, or a significant number of our smaller tenants, to pay rent, or the bankruptcy or insolvency of such tenants, would adversely affect income. If any of our major tenants, or a significant number of our smaller tenants, were to stop paying rent due to the market disruption caused by the COVID-19 outbreak or otherwise experience a downturn in their business, or a weakening of their financial condition, such an event could have a material adverse effect on our business and results of operations.

We may make investments in assets that we do not control, including in joint ventures with third parties, which may subject us to various risks, including limited decision-making authority, reliance on our joint venture partners' financial condition and the risk of disputes with our joint venture partners, which could adversely affect us.

We may make investments in assets that we do not control, including joint venture partnerships, or other structures with third parties. We also may make investments in which we share responsibility for managing the affairs of a business, property or partnership. If we enter into any joint ventures or similar ownership structures, we may have limited decision-making authority. In addition, we may face the risk of disputes with our joint venture partners, including without limitation potential deadlocks in making major decisions and restrictions on our ability to exit the joint venture. Any disputes that may arise between us and any joint venture partners may result in litigation or arbitration. We may also face risks associated with any joint venture partners' financial condition, including, among other things, the risk of bankruptcy and/or failure to fund their share of required capital contributions. As a result, we may be exposed to liabilities in excess of our share of any joint venture. Any joint venture partners may also have business interests or goals that are inconsistent with our business interests or goals and may be in a position to take actions contrary to our policies or objectives. We may, in specific circumstances, be liable for the actions of any joint venture partners. We also may invest in public securities, unsecured debt and third-party mortgages which we do not control. Any of the foregoing may have a material adverse effect on our business, financial condition and results of operations.

We may not decrease our general and administrative expenses proportionally with any further reduction in the size of our portfolio, which could adversely affect us, including our results of operations.

Because our current strategy is to grow through investments, we maintain a level of staffing that we believe will enable us to effectively identify investment opportunities and integrate any investments that we complete. As a result of this strategy, our general and administrative expenses may be higher than if we were not seeking growth through investments. If we are unable to grow through investments, and do not decrease our general and administrative expenses, our profitability and our results of operations could be adversely affected.

We derive a substantial portion of our revenues from four properties, and losses at any one of our properties could materially and adversely affect us.

As of December 31, 2021, we owned four office properties and, as a result, any events that negatively impact one or more of our properties, such as a natural disaster, could materially and adversely affect us, including our financial condition and results of operations.

We may be unable to renew leases, re-lease properties as leases expire or lease vacant spaces on favorable terms, which could materially and adversely affect us.

As of December 31, 2021, leases representing 7.4% of our portfolio square footage and 8.8% of our annualized rental revenue will expire by the end of 2022 and leases representing 23.4% of our portfolio square footage and 25.2% of our annualized rental revenue will expire by the end of 2023. For more information on how we calculate lease expirations, please see “Management’s Discussion and Analysis of Financial Condition and Results of Operations—Property Operations.” We expect that many of our current tenants will decline to renew their leases when they expire in 2022, and other tenants may also decline for any reason to renew their leases. We also cannot assure you that any leases that are renewed will have terms as economically favorable as the expiring lease terms. If tenants do not renew their leases as they expire, we cannot provide any assurance that we will be able to find new tenants or that our properties will be re-leased at rental rates equal to or above the current rates in place. To attract new tenants, we may be required to offer substantial rent abatements, tenant improvement allowances, early termination rights or below-market renewal options. We may experience significant costs in connection with re-leasing our properties, which could materially and adversely affect us. Our inability to renew leases, re-lease properties as leases expire or lease vacant space on favorable terms could materially and adversely affect us.

Significant competition for tenants may increase our costs or reduce rents which could materially and adversely affect us.

We encounter significant competition for tenants at all of our properties. Some competing properties may be newer, better located or otherwise more attractive to tenants. Competing landlords may offer available space at lower rents or on other more attractive terms than we offer at our properties. This competition may affect our ability to attract and retain tenants and may increase our costs or reduce the rents we are able to charge, which could materially and adversely affect us.

Tenant demand may decline due to disruptions to the office sector, which could materially and adversely affect us.

Companies have been increasing their utilization of shared office spaces, co-working spaces, telecommuting, flexible work schedules, work-from-home alternatives and videoconferencing. To the extent these trends continue, tenant demand for our office space may be reduced, which could materially and adversely affect us.

Our reliance on CBRE, Inc., or CBRE, for third-party property management services may have a negative effect on our financial condition and results of operations.

We have engaged CBRE to provide property management services for our properties pursuant to a master property management agreement. The successful operation and management of our properties requires significant coordination between us and CBRE. Additionally, CBRE can terminate the property management agreement, as a whole or as to any one or more of our properties, without cause upon providing three months’ notice, and we are permitted to terminate the property management agreement, as a whole or as to any one or more of our properties, without cause upon 60 days’ notice. If we are unable to successfully coordinate with CBRE with respect to property management or the property management agreement with CBRE is terminated, in whole or in part, our operations could be disrupted, which may have a negative effect on our financial condition and results of operations.

Political instability and/or regulatory uncertainty could lead to higher interest rates, inflation, increased market volatility or recession, which could materially and adversely affect us.

We may encounter disruptions in one or more of the markets in which we operate due to political instability and/or regulatory uncertainty. Political instability or regulatory uncertainty may result in higher interest rates, inflation, increased market volatility or recession, which could adversely affect our tenants. As a result, it could adversely affect our occupancy rates, rental rates, rent collections, lease renewals, pursuit of new tenants and the overall value of our office properties, which could materially and adversely affect us.

The loss of one or more members of our senior leadership team, particularly our Chairman or our Chief Executive Officer, could materially and adversely affect us.

Our success, including our ability to complete investments and manage our operations, depends to a significant degree upon the efforts of our senior leadership team, particularly our Chairman and our Chief Executive Officer. The loss of one or more members of our senior leadership team could materially and adversely affect us.

An increase in interest rates could increase our interest costs on any future debt we incur, which could adversely affect us.

Interest rates currently remain substantially below historical long-term averages and are subject to change and may increase in the future. To the extent we incur any debt in the future, including in connection with any potential investments, and interest rates rise, our interest costs may increase, which could adversely affect our cash flow, ability to pay principal and interest on debt, cost of refinancing debt when it becomes due and our ability to make distributions to our shareholders. Additionally, if we choose to hedge any interest rate risk, we cannot assure that any such hedge will be effective or that our hedging counterparty will meet its obligations to us. An increase in interest rates also could adversely affect the value of our properties to the extent that it decreases the amount buyers may be willing to pay for our properties. As a result, any increases in future interest rates could adversely affect us.

We can increase our leverage without any limits under our governing documents, which may be viewed unfavorably by our shareholders and could result in a decline in our stock price.

Our governing documents do not limit the amount of debt we may incur. In connection with potential investments, we may incur debt and significantly increase our leverage, which could reduce cash available for distributions and be viewed unfavorably by our shareholders, resulting in a decline in our stock price.

Future impairment charges could materially and adversely affect us, including our results of operations in the period for which the charge occurs.

We periodically evaluate the recoverability of the carrying values of each of our office properties. As part of this evaluation, we compare the current carrying value of the asset to the estimated undiscounted cash flows that are directly associated with the use and ultimate disposition of the asset. Our estimated cash flows are based on several key assumptions, including anticipated hold periods, assumptions regarding the residual value upon disposition, including the exit capitalization rate, rental rates, costs of tenant improvements, and leasing commissions. These key assumptions are subjective in nature and could differ materially from actual results. Additionally, circumstances may cause us to alter the hold period of an asset or asset group, which may result in an impairment loss and such loss could be material to the Company's financial condition or operating performance. To the extent that the carrying value of the asset exceeds the estimated undiscounted cash flows, an impairment loss is recognized equal to the excess of carrying value over fair value. Any future impairment could materially and adversely affect us, including our results of operations in the period in which the charge is taken.

Any failure to maintain effective internal controls could materially and adversely affect us.

Effective internal and disclosure controls are necessary for us to provide reliable financial reports and effectively prevent fraud and to operate successfully as a public company. Our internal controls over financial reporting and operations may not prevent or detect financial misstatements or loss of assets due to human error, management override of controls or fraud. Effective internal controls can provide only reasonable assurance regarding financial statement accuracy, public disclosures and safeguarding of assets. Any failure to maintain effective controls or timely effect any necessary improvement of our internal and disclosure controls could harm operating results or cause us to fail to meet our reporting obligations, which could affect our ability to remain listed with the New York Stock Exchange, or NYSE. Ineffective internal and disclosure controls could also cause investors to lose confidence in our reported financial information, which would likely have a negative effect on the per share trading price of our securities. Any failure to maintain effective internal controls could materially and adversely affect us.

We may become subject to litigation which could materially and adversely affect us.

We may become subject to litigation, including, but not limited to, claims relating to our operations, corporate transactions, dispositions and investments and otherwise in the ordinary course of our business, that could have a material adverse effect on us. Some of these claims could result in significant defense costs and potentially significant judgments against us, which may not be covered by insurance. Protracted litigation also may divert management's and our Trustees'

attention away from our business. We cannot provide any assurance regarding the outcome of any claims that may arise in the future. We also have agreed to indemnify our present and former trustees, officers and property managers in connection with litigation in which they are named or threatened to be named as a party in their capacity as trustees, officers and property managers which can be expensive. Any fines, judgments or settlements that exceed our insurance coverage and any indemnification costs that we are required to pay could materially and adversely affect us.

Any environmental contamination or other environmental liabilities could materially and adversely affect us.

Under various federal, state and local laws and regulations, as the current or former owner or operator of real estate, we may be liable for costs and damages resulting from the presence or release of hazardous substances, including waste or petroleum products, at, on, in, under or from such property, including costs for investigation, removal or remediation of such contamination and for natural resource damages arising from such contamination. Such laws often impose liability without regard to whether the owner or operator knew of, or was responsible for, the presence of such contamination, and the liability may be joint and several. In addition, the presence of contamination or the failure to remediate contamination at our properties may expose us to third-party liability for costs of remediation and/or personal injury or property damage, adversely affect our ability to lease or sell such property, or adversely affect our ability to borrow using such property as collateral. Environmental laws may create liens on contaminated sites in favor of the government for damages and costs it incurs to address such contamination. If contamination is discovered on our properties, environmental laws also may impose reporting requirements and/or restrictions on the manner in which those properties may be used or businesses may be operated, and these reporting requirements and/or restrictions may require significant expenditures. Additionally, we may remain responsible for costs and liabilities arising from environmental issues related to representations and warranties we make in sales agreements for sold properties. We also may be liable for the costs of removal or remediation of hazardous substances or waste at disposal or treatment facilities if we arranged for disposal or treatment of hazardous substances at such facilities, whether or not we own or operate such facilities. In addition, future environmental investigation and remediation costs, including capital expenditures for environmental projects, may increase because of new laws and regulations, changing interpretations and stricter enforcement of current laws and regulations by regulatory authorities, expanding groundwater and other testing requirements, and new information on emerging contaminants such as per- and polyfluoroalkyl substances (“PFAS”), as well as uncertainty regarding remediation methods for such emerging contaminants.

Some of our current or sold properties have been or may in the future be impacted by releases of hazardous substances or petroleum products. Such contamination may arise from a variety of sources, including historic uses of our properties for commercial or industrial purposes, spills of such materials at adjacent properties, or releases from tanks used on our properties to store petroleum or hazardous substances. In addition, certain of our current or sold properties are or were on sites upon which, or are or were adjacent to or near, other properties upon which others, including former owners or tenants, have engaged, or may in the future engage, in activities that may release petroleum products or other hazardous or toxic substances.

We, our tenants, and our properties are subject to various federal, state and local regulatory requirements related to environmental, health and safety matters, such as environmental laws, state and local fire and safety requirements, building codes and land use regulations. Failure to comply with these requirements could subject us or our tenants to governmental fines or private litigant damage awards. In addition, compliance with these requirements, including new requirements or stricter interpretation of existing requirements, may require us or our tenants to incur significant expenditures. We do not know whether existing requirements will change or whether future requirements, including any requirements that may emerge from pending or future climate change laws or regulations, will develop. Environmental noncompliance liability also could impact tenants’ ability to make rental payments to us, and our reputation could be negatively affected if we or our tenants violate environmental, health or safety laws or regulations.

Buildings and other structures on properties that we currently own or operate or formerly owned or operated or those we acquire or operate in the future contain, may contain, or may have contained, asbestos-containing material, or ACM. Environmental, health and safety laws require that ACM be properly managed and maintained, and include requirements to undertake special precautions, such as removal or abatement, if ACM would be disturbed during maintenance, renovation, or demolition of a building, potentially resulting in substantial costs. Moreover, laws regarding ACM may impose fines and penalties on owners, employers and operators, and we may be subject to liability for releases of ACM into the air in our current or sold buildings and third parties may seek recovery from owners or operators of real property for personal injury associated with ACM.

When excessive moisture accumulates in buildings or on building materials, mold growth may occur, particularly if the moisture problem remains undiscovered or is not addressed over a period of time. Some molds may produce airborne toxins or irritants. Indoor air quality issues also can stem from inadequate ventilation, chemical contamination from indoor or outdoor

sources, and other biological contaminants such as pollen, viruses and bacteria. Indoor exposure to airborne toxins or irritants above certain levels can be alleged to cause a variety of adverse health effects and symptoms, including allergic or other reactions. The presence of mold or other airborne contaminants in our current or sold buildings could expose us to costs and liabilities to address these issues, including from third parties if property damage or personal injury occurs.

We may be adversely affected by laws, regulations or other issues related to climate change.

The federal government and some of the states and localities in which our properties are located have enacted and may enact in the future certain climate change laws and regulations, including laws and regulations with respect to the regulation of carbon footprints and greenhouse gas emissions associated with buildings and “green” building codes. Although these laws and regulations have not had any known material adverse effects on our business to date, they could result in substantial costs, including compliance costs, increased energy costs, retrofit costs and construction costs, monitoring and reporting costs, and capital expenditures for environmental control facilities and other new equipment, as well as increasing (or making unavailable) property insurance on terms we find acceptable. Furthermore, our reputation could be negatively affected if we violate climate change laws or regulations. We cannot predict how future laws and regulations, or future interpretations of current laws and regulations, related to climate change will affect our business, results of operations and financial condition. Lastly, the potential physical impacts of climate change on our properties are highly uncertain, and would be particular to the geographic circumstances in areas in which our properties are located. These may include changes in rainfall and storm patterns and intensities, resulting in flooding, wind damages, droughts, wildfire risk and water shortages, rising sea levels, heatwaves and other changing temperatures. To the extent these events result in significant damage to or closure of any of our buildings, our operations and financial performance could be adversely affected through lost tenants and an inability to lease or re-lease the space. In addition, these events could result in significant expenses to restore or remediate a property, increases in fuel (or other energy) prices or a fuel shortage, and increases in the costs of insurance if they result in significant loss of property or other insurable damage. These impacts may adversely affect our business, financial condition and results of operations.

We rely on information technology in our operations, and any material failure, inadequacy, interruption or security failure of that technology could harm our business.

We rely on information technology networks and systems, including the Internet, to process, transmit and store electronic information and to manage or support a variety of our business processes, including financial transactions and maintenance of records, which may include personal identifying information of tenants and lease data. We rely on commercially available systems, software, tools and monitoring to provide security for processing, transmitting and storing confidential tenant information, such as individually identifiable information relating to financial accounts. As our reliance on technology has increased, so have the risks posed to our systems, both internal and those we have outsourced to third party service providers. In addition, information security risks have generally increased in recent years due to the rise in new technologies and the increased sophistication and activities of perpetrators of cyber attacks. Although we have taken steps to protect the security of the data maintained in our information systems, it is possible that our security measures will not be able to prevent the systems’ improper functioning, or the improper disclosure of personally identifiable information such as in the event of cyber attacks. Security breaches, including physical or electronic break-ins, computer viruses, attacks by hackers, including ransom attacks, and similar breaches, can create system disruptions, shutdowns or unauthorized disclosure of confidential information. Any failure to maintain proper function, security and availability of our information systems could interrupt our operations, damage our reputation, subject us to liability claims or regulatory penalties and could materially and adversely affect us.

Risks Related to the Real Estate Industry

Real estate ownership creates risks and liabilities that could materially and adversely affect us.

Our economic performance and the value of our real estate assets, and consequently the value of our securities, are subject to risks inherently associated with real estate ownership, including:

- changes in supply of or demand for properties in areas in which we own buildings;
- the illiquid nature of real estate markets, which limits our ability to sell our assets rapidly or to respond to changing market conditions;
- the subjectivity of real estate valuations and changes in such valuations over time;
- property and casualty losses;
- the ongoing need for property maintenance and repair, and the need to make expenditures due to changes in governmental regulations, including, but not limited to, the Americans with Disabilities Act;
- the inability of tenants to pay rent;

- competition from the development of properties in the markets in which we own property and the quality of such competition, such as the attractiveness of our properties as compared to our competitors' properties based on considerations such as convenience of location, rental rates, amenities and safety record;
- civil unrest, acts of war, acts of God, including, but not limited to, earthquakes, hurricanes, pandemics and other natural disasters (which may result in uninsured losses), and other factors beyond our control;
- legislative, tax and regulatory developments that may occur at the federal, state and local levels that have direct or indirect impact on the ownership, leasing and operation of our properties; and
- litigation incidental to our business.

If any of the foregoing events occur, our properties may generate less revenues than expected and that may not be sufficient to meet our operating expenses, including debt service and capital expenditures, which could have a material adverse effect on us.

Potential losses may not be covered by our insurance policies, which could materially and adversely affect us.

We do not carry insurance for certain losses such as loss from riots, war or acts of God. For other potential losses relating to acts of terrorism, environmental liabilities, hurricanes, earthquakes and floods, we currently carry insurance but our insurance policies may contain limitations, including large deductibles, co-payments and general policy limits. We cannot provide any assurances that any losses we incur resulting from the COVID-19 pandemic will be covered by our insurance policies, and any such coverage may be subject to limitations. In the future, we may be unable to renew or duplicate our current insurance coverage at adequate levels or at reasonable prices or at all. In addition, insurance companies may no longer offer coverage against certain types of losses, such as losses due to terrorist acts, environmental liabilities, or other catastrophic events including hurricanes and floods, or, if offered, the expense of obtaining these types of insurance may not be justified. If an uninsured loss or a loss in excess of our insured limits occurs, we could lose all or a portion of the capital we have invested in a property, as well as the anticipated future revenue from the property, but still remain obligated for certain financial obligations related to the property. If any of our properties were to experience a catastrophic loss, it could seriously disrupt our operations, delay revenue and result in large expenses to repair or rebuild the property. If we experience losses that are ultimately uninsured, it could materially and adversely affect us.

Actual or threatened terrorist attacks, crimes, shootings, riots, other acts of violence or other incidents beyond our control may materially and adversely affect us.

We have significant investments in large metropolitan markets that have been or may be in the future the targets of actual or threatened terrorism attacks, crimes, shootings, riots, other acts of violence or other incidents beyond our control. As a result, tenant demand for our office space could decline if some tenants in these markets choose to relocate their businesses to other markets or to lower-profile office buildings within these markets that may be perceived to be less likely targets of future incidents. In addition, our office properties could be damaged, directly or indirectly, from future terrorist attacks or other acts of violence. If a future attack or incident occurs, it could require us to close a property for some time, it could increase vacancies at our properties, it could necessitate leasing our properties on less favorable terms, and it could expose us to civil liability, all of which could materially and adversely affect us.

Changes in accounting pronouncements may materially and adversely affect our financial statements, our tenants' credit quality and our ability to secure long-term leases and renewal options.

Accounting policies and methods are fundamental to how we record and report our financial condition and results of operations. Uncertainties posed by various initiatives of accounting standard-setting by the Financial Accounting Standards Board and the Securities and Exchange Commission, which create and interpret applicable accounting standards for U.S. companies, may change the financial accounting and reporting standards or their interpretation and application of these standards that govern the preparation of our financial statements. These changes could have a material impact on our reported financial condition and results of operations. In some cases, we could be required to apply a new or revised standard retroactively, resulting in potentially material restatements of prior period financial statements. Similarly, these changes could have a material impact on our tenants' reported financial condition or results of operations or could affect our tenants' preferences regarding leasing real estate.

Risks Related to Our Securities

We may not distribute any of our significant existing cash balances to shareholders, which could be viewed unfavorably by our shareholders and materially and adversely affect our share price.

Any distributions will be made at the discretion of our Board of Trustees and will depend upon various factors that our Board deems relevant. We currently hold a significant amount of cash and cash equivalents (\$2.8 billion as of December 31, 2021) which enables us to pursue investments and, as a result, we may elect not to distribute any of our existing cash to our shareholders. To the extent that our actual distributions are less than expected by investors, it could materially and adversely affect our share price.

A substantial portion of our assets is currently held in cash, which is expected to earn a limited rate of return and is subject to a risk of loss, which could materially and adversely affect us, including limiting our growth.

As of December 31, 2021, we held \$2.8 billion of cash and cash equivalents. We currently invest the majority of our cash in bank deposits with investment grade financial institutions that are expected to earn a limited rate of return given current interest rates and the potential for their further decline, any of which could adversely affect our results of operations. In addition, nearly all of our cash and bank deposits are not insured by the Federal Deposit Insurance Corporation, or the FDIC. Therefore, our cash and any bank deposits or other investments that we now hold or may acquire in the future may be subject to risks, including the risk of loss or of reduced value, interest rate risk, and liquidity risk.

Changes in market conditions could adversely affect the market price of our common shares.

As with other publicly traded equity securities, our stock price depends on various market conditions that may change from time to time. Among the market conditions that may affect the value of our common shares are the following:

- the extent of investor interest in our securities;
- the general reputation of REITs and the attractiveness of our equity securities in comparison to other equity securities, including securities issued by other real estate-based companies;
- our underlying asset value;
- national and global economic conditions;
- interest rates;
- changes in tax laws;
- our financial performance; and
- general stock and bond market conditions.

Changes in one or more of these market conditions could cause the market price of our common shares to decline.

The number of our common shares available for future issuance or sale could adversely affect the per share trading price of our common shares and may be dilutive to current shareholders.

Our declaration of trust authorizes our Board of Trustees to, among other things, issue additional shares of capital stock without shareholder approval. We cannot predict whether future issuances or sales of our common shares or the availability of shares for resale in the open market will decrease the per share trading price of our common shares. The issuance of substantial numbers of our common shares in the public market, including, but not limited to, in connection with any future transaction involving the Company or upon conversion of our Series D preferred shares, or the perception that such issuances might occur, could adversely affect the per share trading price of our common shares. In addition, we may issue our common shares or other long-term equity awards under the Equity Commonwealth 2015 Omnibus Incentive Plan, as amended. Any such future issuances may be dilutive to existing shareholders.

Conversion of our Series D preferred shares may dilute the ownership interests of existing shareholders.

The conversion of some or all of our Series D preferred shares may dilute the ownership interests of existing shareholders.

Risks Related to Our Organization and Structure

Ownership limitations and certain provisions in our declaration of trust and bylaws, as well as certain provisions of Maryland law, may deter, delay or prevent a change in our control or unsolicited acquisition proposals that otherwise could be viewed favorably by our shareholders.

Our declaration of trust and bylaws prohibit any shareholder other than certain persons who have been exempted by our Board of Trustees from owning (directly and by attribution) more than 9.8% of the number or value of shares of any class or series of our outstanding shares of beneficial interest, including our common shares. These provisions are intended to assist with our REIT compliance under the Code and otherwise promote our orderly governance. However, these provisions also inhibit acquisitions of a significant stake in us and may deter, delay or prevent a change in our control or unsolicited acquisition proposals that a shareholder may consider favorable.

Additionally, provisions contained in our declaration of trust and bylaws or under Maryland law may have a similar impact, including, for example, provisions relating to: the authority of our Board of Trustees to fill most vacancies on our Board of Trustees; the fact that only the Chairman of the Board of Trustees, our Chief Executive Officer, our President, a majority of our Trustees or the holders of 10% of our common shares may call a special meeting of shareholders; and advance notice requirements for shareholder proposals.

Furthermore, our Board of Trustees has the authority to create and issue new classes or series of shares (including shares with voting rights and other rights and privileges that may deter a change in control) and issue additional common shares. The authorization and issuance of a new class of capital stock or additional common shares could have the effect of delaying or preventing someone from taking control of us, even if a change in control could be viewed favorably by our shareholders.

Our Board of Trustees has the authority, without shareholder approval, to opt into certain provisions of Maryland law that could inhibit changes in control which otherwise could be viewed favorably by our shareholders.

We currently have opted out of certain provisions of Maryland law that may have the effect of inhibiting a third party from making a proposal to acquire us or of impeding a change of control under circumstances that otherwise could provide the holders of our common shares with the opportunity to realize a premium over the then-prevailing market price of such shares, including:

- “business combination moratorium/fair price” provisions that, subject to limitations, prohibit certain business combinations between us and an “interested shareholder” (defined generally as any person who beneficially owns 10% or more of the voting power of our shares or an affiliate thereof) for five years after the most recent date on which the shareholder becomes an interested shareholder, and thereafter imposes stringent fair price and super-majority shareholder voting requirements on these combinations; and
- “control share” provisions that provide that “control shares” of our company - defined as shares which, when aggregated with other shares controlled by the shareholder, entitle the shareholder to exercise one of three increasing ranges of voting power in electing trustees - acquired in a “control share acquisition” - defined as the direct or indirect acquisition of ownership or control of “control shares” from a party other than the issuer - have no voting rights except to the extent approved by our shareholders by the affirmative vote of at least two thirds of all the votes entitled to be cast on the matter, excluding all interested shares, and are subject to redemption in certain circumstances.

Our Board of Trustees has the authority, without shareholder approval, to opt into these provisions at any time, which could inhibit changes in control which otherwise could be viewed favorably by our shareholders.

Our Operating Trust’s organizational documents contain provisions that may delay, defer or prevent unsolicited acquisitions of us or changes in our control that otherwise could be viewed favorably by our shareholders.

Our Operating Trust’s organizational documents contain provisions that may delay, defer or prevent unsolicited acquisitions or changes in our control that might involve a premium price for the Company’s common shares. These provisions include, among others:

- redemption rights of qualifying parties;
- prohibition against our removal as the trustee of the Operating Trust with or without cause;
- transfer restrictions on the OP Units held directly or indirectly by us;

- our ability as trustee in some cases to amend the organizational documents of the Operating Trust without the consent of the other holders of OP Units;
- the right of the holders of OP Units to consent to mergers involving us under specified circumstances; and
- the right of the holders of OP Units to consent to our withdrawal as the sole trustee of the Operating Trust.

These provisions could discourage third parties from making proposals involving an unsolicited acquisition of us or change of our control that otherwise could be viewed favorably by our shareholders.

As an UPREIT, we are a holding company with no direct operations and will rely on distributions received from our Operating Trust to make distributions to our shareholders.

We are a holding company and conduct all of our operations through our Operating Trust, and we rely on distributions from our Operating Trust to make any distributions to our shareholders and to meet any of our obligations. The ability of our Operating Trust to make distributions to us will depend on its operating results and the ability of subsidiaries of our Operating Trust to make distributions to our Operating Trust, which could be subject to restrictions of any of its subsidiaries. In addition, the claims of our shareholders will be structurally subordinated to all existing and future liabilities and other obligations and any preferred equity of the Operating Trust and its subsidiaries, including in the case of any liquidation, bankruptcy or reorganization of our company.

We may complete investments through issuance of OP units in tax-deferred contribution transactions, which could result in shareholder dilution and restrict our ability to sell such assets, which could adversely affect us.

In the future, we may complete investments through tax-deferred contribution transactions in exchange for OP Units in the Operating Trust, which may result in shareholder dilution. In addition, such transactions may reduce the amount of tax depreciation we could deduct over the tax lives of the acquired properties and may require that we agree to protect the contributors' abilities to defer recognition of taxable gain through restrictions on our ability to dispose of the acquired properties and/or the allocation of partnership debt to the contributors to maintain their tax bases. These restrictions could limit our ability to sell or finance an asset at a time, or on terms, that otherwise would be favorable to us.

Our shareholders' recourse against our Trustees and officers is limited by the terms contained in our declaration of trust and bylaws, which may be viewed unfavorably by our shareholders.

Our declaration of trust limits the liability of our Trustees and officers to us and our shareholders for money damages to the maximum extent permitted under Maryland law. Under current Maryland law, our Trustees and officers will not have any liability to us and our shareholders for money damages other than liability resulting from:

- actual receipt of an improper benefit or profit in money, property or services; or
- active and deliberate dishonesty by the Trustee or officer that was established by a final judgment as being material to the cause of action adjudicated.

Our declaration of trust and bylaws require us to indemnify any present or former Trustee or officer, to the maximum extent permitted by Maryland law, who is made or threatened to be made a party to a proceeding by reason of his or her service in that capacity. In addition, we may be obligated to pay or reimburse the expenses incurred by our present and former Trustees and officers without requiring a preliminary determination of their ultimate entitlement to indemnification. As a result, our shareholders' recourse against our Trustees and officers is limited, which may be viewed unfavorably by our shareholders.

Our bylaws provide that actions by our shareholders against us or against our Trustees and officers, including derivative and class actions, may be referred to binding arbitration proceedings. As a result, our shareholders would not be able to pursue litigation for these disputes in courts against us or our Trustees and officers if the disputes were referred to arbitration. In addition, the ability to collect attorneys' fees or other damages may be limited, which may discourage attorneys from agreeing to represent parties wishing to commence such a proceeding. As a result, our shareholders' recourse against our Trustees and officers is limited by the terms of our declaration of trust and bylaws, which may be viewed unfavorably by our shareholders.

Conflicts of interest could arise in the future between the interests of the Company's shareholders and the interests of OP Unitholders, which may impede business decisions that could benefit our shareholders.

Conflicts of interest may exist or could arise in the future as a result of the relationships between the Company and its affiliates, on the one hand, and the Operating Trust or holders of OP Units, on the other. Our trustees and officers have duties to the Company under applicable Maryland law in connection with their management of the Company. At the same time, we, as trustee, have duties to the Operating Trust under Maryland law in connection with the management of the Operating Trust. The Company's duties as trustee to the Operating Trust may come into conflict with the duties of our trustees and officers to the Company.

Additionally, the organizational documents of the Operating Trust expressly limit our liability by providing that the Company will not be liable for monetary or other damages or otherwise for losses sustained, liabilities incurred or benefits not derived in connection with such decisions unless the Company acted with willful misfeasance, bad faith, gross negligence or reckless disregard of duty, and the act or omission was material to the matter giving rise to the loss, liability or benefit not derived. Moreover, the organizational documents of the Operating Trust provide that the Operating Trust may indemnify, and pay or reimburse reasonable expenses to, the Company and the Company's and the Operating Trust's present or former unitholders, trustees, officers or agents and any other persons acting on behalf of the Company that the Company may designate from and against all claims and liabilities by reason of his, her or its service in such capacity. The Operating Trust has the power, with the approval of the Company, to provide such indemnification and advancement of expenses. The provisions of Maryland law that allow the duties of a trustee to be modified by such organizational documents have not been resolved in a court of law, and we have not obtained an opinion of counsel covering the provisions set forth in the organizational documents of the Operating Trust that purport to waive or restrict our duties that would be in effect were it not for such organizational documents.

We may change our operational, financing and investment policies without shareholder approval, and any future changes we may implement may be viewed unfavorably.

Our Board of Trustees determines our operational, financing and investment policies and may amend or revise our policies, including our policies with respect to our intention to qualify for taxation as a REIT, investments, dispositions, growth, operations, indebtedness, capitalization and distributions, or approve transactions that deviate from these policies, without shareholder approval. Policy changes could adversely affect the market value of our common shares and our ability to make distributions to our shareholders. Further, our organizational documents do not limit the amount or percentage of indebtedness, funded or otherwise, that we may incur. We could significantly increase our leverage, which could increase the risk of default on our obligations. In addition, we could change our investment policies, including how we allocate our resources across our portfolio or the types of assets in which we seek to invest and how we address our exposure to interest rate risk, real estate market fluctuations and liquidity risk.

Risks Related to Our Taxation as a REIT

If we do not qualify as a REIT or fail to remain qualified as a REIT, we will be subject to U.S. federal income tax and potentially to additional state and local taxes which would reduce the amount of cash available for distribution to our shareholders.

We believe that we have been organized and have operated, and will continue to be organized and to operate, in a manner to allow us to qualify us to be taxed under the Code as a REIT. However, we cannot be certain that, upon review or audit, the IRS will agree with this conclusion. Furthermore, Congress and the IRS might make changes to the tax laws and regulations, and the courts might issue new rulings, that make it more difficult, or impossible, for us to remain qualified as a REIT. We do not intend to request a ruling from the IRS as to our REIT qualification.

As a REIT, we generally do not pay U.S. federal income tax on our net income that we distribute currently to our shareholders. However, actual qualification as a REIT under the Code depends on satisfying complex statutory requirements, for which there are only limited judicial and administrative interpretations. Many of the REIT requirements are highly technical and complex. Even a technical or inadvertent violation could jeopardize our REIT qualification. Our qualification as a REIT for U.S. federal income tax purposes depends on our satisfaction of certain asset, income, organizational, distribution, shareholder ownership and other requirements on a continuing basis. The determination that we are a REIT requires an analysis of various factual matters and circumstances that may not be totally within our control.

If we fail to qualify as a REIT for U.S. federal income tax purposes, and are unable to avail ourselves of certain savings provisions set forth in the Code, we likely would be subject to U.S. federal income tax at regular corporate rates. As a taxable corporation, we would not be allowed to take a deduction for distributions to shareholders in computing our taxable income or pass through long-term capital gains to individual shareholders at favorable rates. We also could be subject to increased state and local taxes. We would not be able to elect to be taxed as a REIT for four years following the year we first failed to qualify unless the IRS were to grant us relief under certain statutory provisions. If we failed to qualify as a REIT, we likely would have to pay significant income taxes, which likely would reduce our net earnings available for investment or distribution to our shareholders. If we fail to qualify as a REIT, such failure may adversely affect our ability to raise capital and to service our debt. This likely would have a significant adverse effect on our earnings and the value of our securities. In addition, we would no longer be required to pay any distributions to shareholders. If we fail to qualify as a REIT for U.S. federal income tax purposes and are able to avail ourselves of one or more of the statutory savings provisions in order to maintain our REIT status, we would nevertheless be required to pay penalty taxes of \$50,000 or more for each such failure.

Even if we qualify and remain qualified as a REIT, we may face other tax liabilities that reduce our cash flow.

Even if we qualify and remain qualified for taxation as a REIT, we may be subject to certain U.S. federal, state and local taxes on our income and assets, including taxes on any undistributed income, excise taxes, state or local income, property and transfer taxes, such as mortgage recording taxes, and other taxes. We are subject to U.S. federal and state income tax (and any applicable non-U.S. taxes) on the net income earned by our taxable REIT subsidiaries. Moreover, if we have net income from “prohibited transactions,” for example in connection with the dispositions of property held primarily for sale to customers in the ordinary course of business, that income will be subject to a 100% tax. Finally, some state and local jurisdictions may impose taxes, such as franchise taxes, on some of our income even though as a REIT we are not subject to U.S. federal income tax on that income because not all states and localities treat REITs the same way they are treated for federal U.S. income tax purposes. To the extent that we and our affiliates are required to pay federal, state and local taxes, we will have less cash available for distributions to our shareholders.

With less rental revenue, in order to comply with the 75% gross income test, we may be required to make qualifying investments in real property that satisfy this test, which may have more risk than investments in cash and cash equivalents.

One of the gross income requirements a REIT must satisfy each taxable year is that at least 75% of its gross income (excluding gross income from prohibited transactions and qualifying hedges) generally must be derived directly or indirectly from investments relating to real property or mortgages on real property. As of December 31, 2021, we had equity interests in four office properties and cash and cash equivalents of \$2.8 billion. With a large cash balance and fewer income-producing real properties, we receive less rental revenue as a percentage of our total revenue. In order to comply with the 75% gross income test for each taxable year, we may be required to invest some or all of our cash and cash equivalents in qualifying investments in real estate assets, including investments in assets that we do not control, rather than cash and cash equivalents. Such investments may have more risks than investments in cash and cash equivalents.

The tax on “prohibited transactions” may limit our ability to engage in transactions which would be treated as sales for U.S. federal income tax purposes.

A REIT’s net income from prohibited transactions is subject to a 100% tax. In general, prohibited transactions are sales or other dispositions of property, other than foreclosure property, held primarily for sale to customers in the ordinary course of business. We believe that the dispositions related to the repositioning of our portfolio along with other dispositions that we have made or that we might make in the future will not be subject to the 100% penalty tax; however, because application of the prohibited transactions tax could be based on an analysis of all of the facts and circumstances, there can be no assurance that the gains on some of our prior real estate sales, or any future real estate sales, will not be subject to the 100% prohibited transaction tax.

Complying with REIT requirements may force us to forgo and/or liquidate otherwise attractive investment opportunities.

To qualify as a REIT, we must ensure that we meet the REIT gross income tests annually and that at the end of each calendar quarter, at least 75% of the value of our assets consists of cash, cash items, government securities and qualified real estate assets. The remainder of our investment in securities (other than government securities and qualified real estate assets) generally cannot include more than 10% of the outstanding voting securities of any one issuer or more than 10% of the total value of the outstanding securities of any one issuer. In addition, in general, no more than 5% of the value of our assets (other

than government securities and qualified real estate assets) can consist of the securities of any one issuer, no more than 20% of the value of our total securities can be represented by securities of one or more taxable REIT subsidiaries, or TRS, and no more than 25% of the value of our assets can be represented by debt instruments issued by “publicly offered REITs.” If we fail to comply with these requirements at the end of any calendar quarter, we must correct the failure within 30 days after the end of the calendar quarter or qualify for certain statutory relief provisions to avoid losing our REIT qualification and suffering adverse tax consequences. As a result, we may be required to liquidate from our portfolio, or contribute to a TRS, otherwise attractive investments in order to maintain our qualification as a REIT. These actions could have the effect of reducing our income, increasing our income tax liability, and reducing amounts available for distribution to our shareholders. In addition, we may be required to make distributions to shareholders at disadvantageous times or when we do not have funds readily available for distribution, and may be unable to pursue investments (or, in some cases, forego the sale of such investments) that would be otherwise advantageous to us in order to satisfy the source-of-income or asset-diversification requirements for qualifying as a REIT. Thus, compliance with the REIT requirements may hinder our ability to make, and, in certain cases, maintain ownership of certain attractive investments.

REIT distribution requirements could adversely affect our ability to execute our business plan.

We generally must distribute annually at least 90% of our “REIT taxable income” (determined before the deduction for dividends paid and excluding net capital gains) in order for U.S. federal corporate income tax not to apply to earnings that we distribute. To the extent that we satisfy this distribution requirement, but distribute less than 100% of our taxable income, we will be subject to U.S. federal corporate income tax on our undistributed taxable income. In addition, we will be subject to a 4% nondeductible excise tax if the actual amount that we pay out to our shareholders in a calendar year is less than a minimum amount specified under U.S. federal tax laws. We intend to make distributions to our shareholders to comply with the REIT requirements of the Code and avoid entity-level taxes.

From time to time, we may generate taxable income greater than our income for financial reporting purposes prepared in accordance with U.S. generally accepted accounting principles, or GAAP, or differences in timing between the recognition of taxable income and the actual receipt of cash or between the deduction of expenses and actual payment of those expenses may occur. If we do not have other funds available in these situations, we could be required to (i) borrow funds on unfavorable terms, (ii) sell investments at disadvantageous prices, (iii) distribute amounts that would otherwise be invested in future investments, or (iv) make a taxable distribution of our common shares as part of a distribution in which shareholders may elect to receive our common shares or (subject to a limit measured as a percentage of the total distribution) cash to make distributions sufficient to enable us to pay out enough of our taxable income to satisfy the REIT distribution requirement. These alternatives could increase our costs or reduce our shareholders' equity. Thus, compliance with the REIT requirements may hinder our ability to grow, which could adversely affect the value of our shares.

Our transactions with our TRSs will cause us to be subject to a 100% penalty tax on certain income or deductions if those transactions are not conducted on arm's length terms.

A REIT may own up to 100% of the stock of one or more TRS. A TRS may hold assets and earn income that would not be qualifying assets or income if held or earned directly by a REIT. Both the subsidiary and the REIT must jointly elect to treat the subsidiary as a TRS. A corporation of which a TRS directly or indirectly owns more than 35% of the voting power or value of the stock will automatically be treated as a TRS. Overall, no more than 20% of the value of a REIT's assets may consist of stock or securities of one or more TRS. The tax rules also impose a 100% excise tax on certain transactions between a TRS and its parent REIT that are not conducted on an arm's length basis.

TRSs that we have formed are subject to and will continue to be subject to U.S. federal, state and local income tax on their taxable income, and their after-tax net income is available for distribution to us but is not required to be distributed by such TRSs to us. We believe that the aggregate value of the stock and securities of our TRSs has been and we anticipate that the aggregate value will continue to be less than 20% of the value of our total assets (including our TRS stock and securities). Furthermore, we have monitored and will continue to monitor the value of our respective investments in our TRSs for the purpose of ensuring compliance with TRS ownership limitations. In addition, we have scrutinized and will continue to scrutinize all of our transactions with our TRSs to ensure that they are entered into on arm's length terms to avoid incurring the 100% excise tax described above. There can be no assurance, however, that we will be able to comply with the TRS limitation discussed above or to avoid application of the 100% excise tax discussed above.

There is a risk of changes in the tax law applicable to REITs.

The United States Congress is currently considering significant changes to the U.S. federal income tax laws and the present U.S. federal income tax treatment of REITs may be modified, possibly with retroactive effect, by legislative, judicial or administrative action at any time. Additionally, the REIT rules are constantly under review by persons involved in the legislative process and by the IRS and the U.S. Treasury Department, which may result in revisions to regulations and administrative interpretations in addition to statutory changes. We cannot predict whether, when or to what extent new federal tax laws, regulations, interpretations or rulings will be adopted. Changes to the federal tax laws and interpretations thereof may adversely affect the taxation of us and/or our shareholders.

Item 1B. Unresolved Staff Comments.

None.

Item 2. Properties.

General. As of December 31, 2021, we had real estate investments totaling \$406.1 million in four properties (eight buildings), that were leased to 99 tenants. We account for the operations of all our properties in one reporting segment. As of December 31, 2021, we owned the following real estate (dollars in thousands):

Property	State	Number of Buildings	Undepreciated Carrying Value	Depreciated Carrying Value	Annualized Rental Revenue(1)
1225 Seventeenth Street (17th Street Plaza)	CO	1	\$ 175,833	\$ 123,084	\$ 28,305
1250 H Street, NW	DC	1	75,549	36,787	7,963
206 East 9th Street (Capitol Tower)	TX	1	51,899	40,826	7,243
Bridgepoint Square	TX	5	102,821	48,966	12,578
Total		8	\$ 406,102	\$ 249,663	\$ 56,089

- (1) Annualized rental revenue is annualized contractual rents from our tenants pursuant to leases which have commenced as of December 31, 2021, plus estimated recurring expense reimbursements; excludes lease value amortization, straight-line rent adjustments, abated (free) rent periods and parking revenue. We calculate annualized rental revenue by aggregating the recurring billings outlined above for the most recent month during the quarter reported, adding abated rent, and multiplying the sum by 12 to provide an estimation of near-term potentially-recurring revenues. Annualized rental revenue is a forward-looking non-GAAP measure. Annualized rental revenue cannot be reconciled to a comparable GAAP measure without unreasonable efforts, primarily due to the fact that it is calculated from the billings of tenants in the most recent month at the most recent rental rates during the quarter reported, whereas historical GAAP measures include billings from a potentially different group of tenants over multiple months at potentially different rental rates.

As of December 31, 2021, we did not have any properties encumbered by mortgage notes.

Item 3. Legal Proceedings.

We are or may become a party to various legal proceedings. We are not currently involved in any litigation nor, to our knowledge, is any litigation threatened against us where the outcome would, in our judgment based on information currently available to us, have a material adverse effect on the Company.

Item 4. Mine Safety Disclosures.

Not applicable.

PART II

Item 5. Market for Registrant's Common Equity, Related Shareholder Matters and Issuer Purchases of Equity Securities.

Our common shares are traded on the NYSE (symbol: EQC). As of February 4, 2022, there were 1,023 shareholders of record of our common shares. However, because many of our common shares are held by brokers and other institutions on behalf of shareholders, we believe that there are considerably more beneficial holders of our common shares than record holders.

Distributions

Under our governing documents and Maryland law, distributions to our shareholders are to be authorized and declared by our Board of Trustees.

On September 16, 2020, our Board of Trustees declared a special, one-time cash distribution of \$3.50 per common share/unit to shareholders/unitholders of record on October 1, 2020. On October 20, 2020, we paid this distribution to such shareholders/unitholders in the aggregate amount of \$426.7 million. In February 2021, the number of earned awards for certain recipients of the Company's restricted stock units and market-based LTIP Units was determined. Pursuant to the terms of such awards, we paid a one-time catch-up cash distribution to these recipients in the aggregate amount of \$6.0 million for distributions to common shareholders and unitholders declared by our Board of Trustees during such awards' performance measurement period.

On September 24, 2019, our Board of Trustees declared a special, one-time cash distribution of \$3.50 per common share/unit to shareholders/unitholders of record on October 7, 2019. On October 23, 2019, we paid this distribution to such shareholders/unitholders in the aggregate amount of \$427.7 million. In February 2020, the number of earned awards for certain recipients of the Company's restricted stock units and market-based LTIP Units was determined. Pursuant to the terms of such awards, we paid a one-time catch-up cash distribution to these recipients in the aggregate amount of \$2.9 million for distributions to common shareholders and unitholders declared by our Board of Trustees during such awards' performance measurement period.

The timing and amount of future distributions is determined at the discretion of our Board of Trustees and will depend upon various factors that our Board of Trustees deems relevant, including, but not limited to, our results of operations, our financial condition, debt and equity capital available to us, our expectations of our future capital requirements and operating performance, including our FFO, our Normalized FFO, and our cash available for distribution, restrictive covenants in our financial or other contractual arrangements (including those in our senior notes indenture), tax law requirements to qualify for taxation as and to remain a REIT, restrictions under Maryland law and our expected needs and availability of cash to pay our obligations and fund acquisitions. If our taxable income exceeds our net operating loss carryforwards, we will be required to make a distribution of at least 90% of our taxable income to maintain our qualification as a REIT. Whether we will make a distribution in 2022 and the timing of any such distribution remains uncertain. There can be no assurance that we will pay distributions in the future.

Issuer Repurchases

Common Share Repurchase Program

On March 10, 2020, our Board of Trustees authorized the repurchase of up to \$150.0 million of our outstanding common shares over the twelve month period following the date of authorization. In March 2021, this share repurchase authorization, none of which was utilized, expired. On March 1, 2021, our Board of Trustees authorized the repurchase of up to an additional \$150.0 million of our outstanding common shares through June 30, 2022, and on December 14, 2021, our Board of Trustees authorized the repurchase of up to an additional \$150.0 million of our outstanding common shares through December 31, 2022.

During the year ended December 31, 2021, we repurchased and retired 6,735,810 of our common shares under the 2021 authorizations at a weighted average price of \$25.85 per share, for a total investment of \$174.1 million. As of December 31, 2021, we have \$125.9 million of remaining authorization available under our share repurchase program.

The following table provides information with respect to the common share repurchases described above during the three months ended December 31, 2021:

Period	Total Number of Shares Purchased	Average Price Paid per Share	Total Number of Shares Purchased as Part of Publicly Announced Plans or Programs	Maximum Number or Approximate Dollar Value of Shares that May Yet be Purchased Under the Plans or Programs
October 2021	605,506	\$ 25.93	605,506	\$ 123,227,095
November 2021	2,970,322	\$ 25.92	2,970,322	\$ 46,243,258
December 2021	2,729,111	\$ 25.79	2,729,111	\$ 125,862,079
Total	<u>6,304,939</u>	\$ 25.86	<u>6,304,939</u>	<u>\$ 125,862,079</u>

Surrender of Common Shares for Tax Withholding

During the year ended December 31, 2021, certain of our employees surrendered common shares owned by them to satisfy their statutory tax withholding obligations in connection with the vesting of restricted common shares and restricted stock units.

The following table summarizes all of these repurchases during the three months ended December 31, 2021:

Period	Total Number of Shares Purchased(1)	Average Price Paid per Share	Total Number of Shares Purchased as Part of Publicly Announced Plans or Programs	Maximum Number or Approximate Dollar Value of Shares that May Yet be Purchased Under the Plans or Programs
October 2021	345	\$ 26.08	N/A	N/A
November 2021	—	\$ —	N/A	N/A
December 2021	—	\$ —	N/A	N/A
Total	<u>345</u>	\$ 26.08		

- (1) The number of shares repurchased represents common shares surrendered by a former employee to satisfy their statutory minimum federal and state tax obligations associated with the vesting of restricted common shares and restricted stock units of beneficial interest. With respect to these shares, the price paid per share is based on the closing price of our common shares as of the date of the determination of the statutory minimum federal and state tax obligations.

Unregistered Sales of Securities

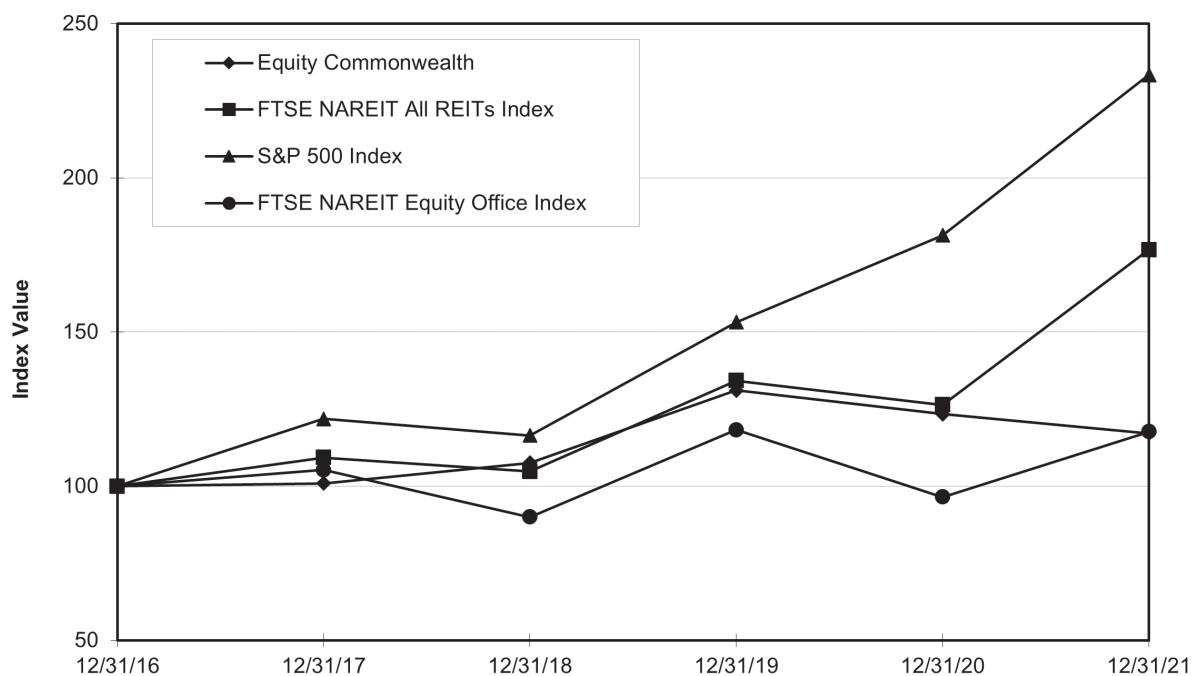
There were no unregistered sales of equity securities during the year ended December 31, 2021.

Performance Graph

Notwithstanding anything to the contrary set forth in any of our filings under the Securities Act or the Exchange Act that might incorporate SEC filings, in whole or in part, the following performance graph will not be incorporated by reference into any such filings.

The following graph compares the cumulative total shareholder return of our common shares for the period from December 31, 2016 to December 31, 2021, to the Nareit All REITs Index, Standard & Poor's 500 Index (S&P 500 Index), and to the Nareit Equity Office Index over the same period. The graph assumes an investment of \$100.00 in our common shares and each index and the reinvestment of all distributions. The shareholder return shown on the graph below is not indicative of future performance.

Total Return Performance



Index	Period Ended					
	12/31/2016	12/31/2017	12/31/2018	12/31/2019	12/31/2020	12/31/2021
Equity Commonwealth	\$ 100.00	\$ 100.89	\$ 107.59	\$ 131.07	\$ 123.37	\$ 117.13
Nareit All REITs Index	\$ 100.00	\$ 109.27	\$ 104.79	\$ 134.20	\$ 126.33	\$ 176.71
S&P 500 Index	\$ 100.00	\$ 121.83	\$ 116.49	\$ 153.17	\$ 181.35	\$ 233.41
Nareit Equity Office Index	\$ 100.00	\$ 105.25	\$ 89.99	\$ 118.26	\$ 96.46	\$ 117.68

Source: S&P Global Market Intelligence

Item 6. Reserved

Item 7. Management's Discussion and Analysis of Financial Condition and Results of Operations.

OBJECTIVE

The objective of this section of this Annual Report on Form 10-K is to provide a discussion and analysis, from management's perspective, of the material information necessary to assess our financial condition, results of operations, liquidity and cash flows for the year ended December 31, 2021. In addition, we have also included a discussion of any material events or uncertainties that we believe are reasonably likely to cause our 2021 financial results to not be indicative of future results. We also discuss potential business opportunities that we may pursue and the uncertainties associated with such pursuit. We have included an executive summary to identify what we believe are the more important items that affected our 2021 financial results, including both our business activities as well as events outside of our control. In addition to the executive summary, we encourage you to read the entire discussion in this section of our material financial and statistical data together with our consolidated financial statements and the accompanying notes that are included in Part IV, Item 15 of this Annual Report on Form 10-K. The full discussion analyzes in detail our financial condition, results of operations, liquidity and cash flows, including comparisons of our 2021 and 2020 financial results. Discussions of 2019 items and year-to-year comparisons between 2020 and 2019 that are not included in this Annual Report on Form 10-K can be found in "Management's Discussion and Analysis of Financial Condition and Results of Operations" in Part II, Item 7 of our Annual Report on Form 10-K for the fiscal year ended December 31, 2020.

OVERVIEW

We are an internally managed and self-advised REIT primarily engaged in the ownership and operation of office properties in the United States. We were formed in 1986 under Maryland law. The Company operates as an UPREIT, conducting substantially all of its activities through the Operating Trust. As of December 31, 2021, the Company beneficially owned 99.79% of the outstanding OP Units.

As of December 31, 2021, our portfolio consisted of four properties (eight buildings), with a combined 1.5 million square feet. As of December 31, 2021, we had \$2.8 billion of cash and cash equivalents.

We use leasing and occupancy metrics to evaluate the performance of our properties. We believe these metrics provide useful information to investors because they reflect the leasing activity and vacant space at the properties and may facilitate comparisons of our leasing and occupancy metrics with other REITs and real estate companies.

As of December 31, 2021, our overall portfolio was 82.3% leased. During the year ended December 31, 2021, we entered into leases for 116,000 square feet, including lease renewals for 56,000 square feet and new leases for 60,000 square feet. Leases entered into during the year ended December 31, 2021, including both lease renewals and new leases, had weighted average cash rental rates that were approximately 0.3% lower than prior rental rates for the same space and weighted average GAAP rental rates that were approximately 4.3% higher than prior rental rates for the same space. The change in GAAP rents is different than the change in cash rents due to differences in the amount of rent abatements, the magnitude and timing of contractual rent increases over the lease term, and the length of term for the newly executed leases compared to the prior leases. Percent change in GAAP and cash rents is a comparison of current rent, including estimated tenant expense reimbursements, if any, to the rent, including actual/projected tenant expense reimbursements, if any, last received for the same space on a GAAP and cash basis, respectively. Cash rent during the reporting period is calculated before deducting any initial period free rent.

We have engaged CBRE to provide property management services. We pay CBRE a property-by-property management fee and may engage CBRE from time-to-time to perform project management services, such as coordinating and overseeing the completion of tenant improvements and other capital projects at the properties. We reimburse CBRE for certain expenses incurred in the performance of its duties, including certain personnel and equipment costs. For the years ended December 31, 2021 and 2020, we incurred expenses of \$3.0 million and \$3.2 million, respectively, related to our property management agreement with CBRE, for property management fees, typically calculated as a percentage of the properties' revenues, and salary and benefits reimbursements for property personnel, such as property managers, engineers and maintenance staff. As of December 31, 2021 and 2020, we had amounts payable pursuant to these services of \$0.3 million and \$0.3 million, respectively.

After executing on our disposition strategy and evaluating a variety of opportunities to invest our capital, on May 4, 2021, we entered into a merger agreement to acquire Monmouth Real Estate Investment Corporation, or Monmouth, a publicly-traded industrial REIT. On August 31, 2021, following Monmouth's failure to obtain shareholder approval of the merger, in accordance with the terms of the merger agreement, we terminated the merger agreement.

Following the termination of the merger agreement with Monmouth, we shifted our focus to capital allocation and are continuing to evaluate investment opportunities. We are seeking to use the strength and liquidity of our balance sheet for investments in high-quality assets or businesses in a range of property types that offer a compelling risk-reward profile. We may also determine to sell, liquidate or otherwise exit our business if we believe doing so will maximize shareholder value.

Our business has been and may continue to be impacted by the evolving COVID-19 outbreak. Since first surfacing, the outbreak has spread throughout the world and has significantly impacted the United States. The pandemic has led to severe business disruptions, including a decline in economic activity generally. The duration of the business disruption continues to be unknown at this time. Many of our employees and the vast majority of our tenants' employees are currently working at least in part remotely and may be subject to government-imposed restrictions. Due to the uncertainty created by the pandemic, the Company has experienced a significant reduction in leasing interest and activity when compared to pre-pandemic levels. For the three months ended December 31, 2021, in our comparable property portfolio, we collected approximately 100% of contractual rents. We have collected 99% of January contractual rents to date. We currently are not able to estimate the full impact of the COVID-19 outbreak on our business.

Property Operations

Leased occupancy data for 2021 and 2020 are as follows (square feet in thousands):

	All Properties		Comparable Properties(1)	
	As of December 31,		As of December 31,	
	2021	2020	2021	2020
Total properties	4	4	4	4
Total square feet	1,507	1,507	1,507	1,507
Percent leased(2)	82.3 %	85.7 %	82.3 %	85.7 %

(1) Based on properties owned continuously from January 1, 2020 through December 31, 2021, and excludes properties sold.

(2) Percent leased is the percent of space subject to signed leases. Percent leased is disclosed to quantify the ratio of leased square feet to rentable square feet and we believe provides useful information as to the proportion of rentable square feet subject to a lease.

The weighted average lease term based on square feet for leases entered into during the year ended December 31, 2021 was 5.1 years. Commitments made for leasing expenditures and concessions, such as tenant improvements and leasing commissions, for leases entered into during the year ended December 31, 2021 totaled \$4.6 million, or \$39.86 per square foot on average (approximately \$7.80 per square foot per year of the lease term).

As of December 31, 2021, approximately 7.4% of our leased square feet and 8.8% of our annualized rental revenue, determined as set forth below, are included in leases scheduled to expire through December 31, 2022. Renewal and new leases and rental rates at which available space may be relet in the future will depend on prevailing market conditions at the times these leases are negotiated. We believe that the in-place cash rents for leases expiring in 2022, that have not been backfilled, are approximately market. Lease expirations by year, as of December 31, 2021, are as follows (square feet and dollars in thousands):

Year	Number of Tenants Expiring(1)	Leased Square Feet Expiring(2)	% of Leased Square Feet Expiring(2)	Cumulative % of Leased Square Feet Expiring(2)	Annualized Rental Revenue Expiring(3)	% of Annualized Rental Revenue Expiring	Cumulative % of Annualized Rental Revenue Expiring
2022	11	92	7.4 %	7.4 %	\$ 4,914	8.8 %	8.8 %
2023	18	199	16.0 %	23.4 %	9,205	16.4 %	25.2 %
2024	17	223	18.0 %	41.4 %	10,222	18.3 %	43.5 %
2025	12	155	12.5 %	53.9 %	7,037	12.5 %	56.0 %
2026	8	76	6.1 %	60.0 %	3,671	6.5 %	62.5 %
2027	13	151	12.2 %	72.2 %	5,135	9.2 %	71.7 %
2028	4	63	5.1 %	77.3 %	3,202	5.7 %	77.4 %
2029	7	145	11.7 %	89.0 %	6,895	12.3 %	89.7 %
2030	4	66	5.3 %	94.3 %	2,771	4.9 %	94.6 %
2031	1	12	1.0 %	95.3 %	588	1.0 %	95.6 %
Thereafter	4	58	4.7 %	100.0 %	2,449	4.4 %	100.0 %
	<u>99</u>	<u>1,240</u>	<u>100.0 %</u>		<u>\$ 56,089</u>	<u>100.0 %</u>	
Weighted average remaining lease term (in years):		<u>4.3</u>			<u>4.3</u>		

(1) Tenants with leases expiring in multiple years are counted in each year they expire.

(2) Leased Square Feet as of December 31, 2021 includes space subject to leases that have commenced for revenue recognition purposes in accordance with GAAP, space being fitted out for occupancy pursuant to existing leases, and space which is leased but is not occupied or is being offered for sublease by tenants. The Leased Square Feet Expiring corresponds to the latest-expiring signed lease for a given suite. Thus, backfilled suites expire in the year stipulated by the new lease.

(3) Annualized rental revenue is annualized contractual rents from our tenants pursuant to leases which have commenced as of December 31, 2021, plus estimated recurring expense reimbursements; excludes lease value amortization, straight-line rent

adjustments, abated (free) rent periods and parking revenue. We calculate annualized rental revenue by aggregating the recurring billings outlined above for the most recent month during the quarter reported, adding abated rent, and multiplying the sum by 12 to provide an estimation of near-term potentially-recurring revenues. Annualized rental revenue is a forward-looking non-GAAP measure. Annualized rental revenue cannot be reconciled to a comparable GAAP measure without unreasonable efforts, primarily due to the fact that it is calculated from the billings of tenants in the most recent month at the most recent rental rates during the quarter reported, whereas historical GAAP measures include billings from a potentially different group of tenants over multiple months at potentially different rental rates.

The principal source of funds for our operations is rents from tenants at our properties. Rents are generally received from our tenants monthly in advance. As of December 31, 2021, tenants representing 2.5% or more of our total annualized rental revenue were as follows (square feet in thousands):

Tenant	Square Feet(1)	% of Total Leased Square Feet(1)	% of Annualized Rental Revenue(2)	Weighted Average Remaining Lease Term
1. Equinor Energy Services, Inc.	80	6.5 %	6.0 %	2.0
2. KPMG, LLP	71	5.7 %	5.4 %	7.4
3. Salesforce.com, Inc.	65	5.2 %	5.4 %	3.9
4. Crowdstrike, Inc.	36	2.9 %	3.9 %	2.8
5. CBRE, Inc.	40	3.2 %	3.6 %	6.3
6. Alden Torch Financial, LLC	34	2.7 %	2.7 %	5.2
7. Capitol Services, Inc.	26	2.1 %	2.5 %	0.6
Total	352	28.3 %	29.5 %	4.2

- (1) Total Leased Square Feet as of December 31, 2021 includes space subject to leases that have commenced, space being fitted out for occupancy pursuant to existing leases, and space which is leased but is not occupied or is being offered for sublease by tenants.
- (2) Annualized rental revenue is annualized contractual rents from our tenants pursuant to leases which have commenced as of December 31, 2021, plus estimated recurring expense reimbursements; excludes lease value amortization, straight-line rent adjustments, abated (free) rent periods and parking revenue. We calculate annualized rental revenue by aggregating the recurring billings outlined above for the most recent month during the quarter reported, adding abated rent, and multiplying the sum by 12 to provide an estimation of near-term potentially-recurring revenues. Annualized rental revenue is a forward-looking non-GAAP measure. Annualized rental revenue cannot be reconciled to a comparable GAAP measure without unreasonable efforts, primarily due to the fact that it is calculated from the billings of tenants in the most recent month at the most recent rental rates during the quarter reported, whereas historical GAAP measures include billings from a potentially different group of tenants over multiple months at potentially different rental rates.

RESULTS OF OPERATIONS

Year Ended December 31, 2021 Compared to Year Ended December 31, 2020

	Comparable Properties Results(1)				Other Properties Results(2)		Consolidated Results			
					Year Ended December 31,					
	2021	2020	\$ Change	% Change	2021	2020	2021	2020	\$ Change	% Change
	(in thousands)									
Rental revenue	\$ 54,787	\$ 57,387	(2,600)	(4.5)%	\$ 140	\$ 4,747	\$ 54,927	\$ 62,134	\$ (7,207)	(11.6)%
Other revenue	3,047	3,833	(786)	(20.5)%	28	311	3,075	4,144	(1,069)	(25.8)%
Operating expenses	(25,927)	(26,854)	927	(3.5)%	34	(2,004)	(25,893)	(28,858)	2,965	(10.3)%
Net operating income(3)	<u>\$ 31,907</u>	<u>\$ 34,366</u>	<u>\$ (2,459)</u>	<u>(7.2)%</u>	<u>\$ 202</u>	<u>\$ 3,054</u>	<u>32,109</u>	<u>37,420</u>	<u>(5,311)</u>	<u>(14.2)%</u>
Other expenses:										
Depreciation and amortization							17,774	19,329	(1,555)	(8.0)%
General and administrative							37,444	33,233	4,211	12.7 %
Total other expenses							55,218	52,562	2,656	5.1 %
Interest and other income, net							6,800	21,228	(14,428)	(68.0)%
Interest expense							—	(620)	620	(100.0)%
Gain on early extinguishment of debt							—	131	(131)	(100.0)%
Gain on sale of properties, net							—	446,744	(446,744)	(100.0)%
(Loss) income before income taxes							(16,309)	452,341	(468,650)	(103.6)%
Income tax expense							(120)	(248)	128	(51.6)%
Net (loss) income							(16,429)	452,093	(468,522)	(103.6)%
Net loss (income) attributable to noncontrolling interest							33	(799)	832	(104.1)%
Net (loss) income attributable to Equity Commonwealth							(16,396)	451,294	(467,690)	(103.6)%
Preferred distributions							(7,988)	(7,988)	—	— %
Net (loss) income attributable to Equity Commonwealth common shareholders							<u>\$ (24,384)</u>	<u>\$443,306</u>	<u>\$ (467,690)</u>	<u>(105.5)%</u>

(1) Comparable properties consist of four properties we owned continuously from January 1, 2020 to December 31, 2021.

(2) Other properties consist of properties sold.

(3) We define net operating income, or NOI, as income from our real estate including lease termination fees received from tenants less our property operating expenses. NOI excludes amortization of capitalized tenant improvement costs and leasing commissions and corporate level expenses. For a discussion of why we consider NOI to be an appropriate supplemental measure to net income as well as a reconciliation of NOI to net income, the most directly comparable financial measure under GAAP reported on our consolidated financial statements, please see “Liquidity and Capital Resources - Property Net Operating Income (NOI).”

Rental revenue. Rental revenue decreased \$7.2 million, or 11.6%, in the 2021 period, compared to the 2020 period, primarily due to the properties sold in 2020. Rental revenue at the comparable properties decreased \$2.6 million, or 4.5%, in the 2021 period, compared to the 2020 period, primarily due to a \$1.1 million decrease in lease termination fees, a \$1.1 million increase in uncollectible receivables and a \$0.6 million decrease in real estate tax recoveries, partially offset by a \$0.3 million increase in escalations.

Other revenue. Other revenue, which primarily includes parking revenue, decreased \$1.1 million, or 25.8% in the 2021 period, compared to the 2020 period and decreased \$0.8 million, or 20.5%, at the comparable properties in the 2021 period, compared to the 2020 period. The decrease in other revenue is primarily due to decreased parking revenue as a result of the COVID-19 outbreak.

Operating expenses. Operating expenses decreased \$3.0 million, or 10.3%, in the 2021 period, compared to the 2020 period, primarily due to the properties sold in 2020. Operating expenses at our comparable properties decreased \$0.9 million, or 3.5%, primarily due to a \$0.9 million decrease in real estate tax expense.

Depreciation and amortization. Depreciation and amortization decreased \$1.6 million, or 8.0%, in the 2021 period, compared to the 2020 period, primarily due to the properties sold in 2020, a decrease in depreciation and amortization related to an early lease termination in 2020 and a decrease in depreciation and amortization of the corporate assets.

General and administrative. General and administrative expenses increased \$4.2 million, or 12.7% in the 2021 period, compared to the 2020 period, primarily due to a \$7.5 million increase in compensation expenses primarily related to severance for our former Executive Vice President, Chief Financial Officer and Treasurer and a \$0.9 million increase in bonus expense, partially offset by a \$1.7 million decrease in state franchise taxes largely related to the 2020 property sales, a \$1.1 million decrease in share-based compensation expense, a \$0.6 million decrease in corporate rent expense and a \$0.4 million decrease in payroll expenses.

Interest and other income, net. Interest and other income, net decreased \$14.4 million, or 68.0%, in the 2021 period, compared to the 2020 period, primarily due to \$15.1 million less interest received from lower average interest rates and lower average balances, partially offset by a decrease in sold property expense.

Interest expense. Interest expense decreased \$0.6 million, or 100.0%, in the 2021 period, compared to the 2020 period, due to the repayment at par in July 2020 of mortgage debt at 206 East 9th Street.

Gain on early extinguishment of debt. The gain on early extinguishment of debt of \$0.1 million in the 2020 period reflects the write off of an unamortized premium, net of prepayment fees and the write off of unamortized deferred financing fees related to the repayment at par of mortgage debt at 206 East 9th Street.

Gain on sale of properties, net. We did not have any gain on sale of properties, net in the 2021 period. Gain on sale of properties, net in the 2020 period primarily related to the following (dollars in thousands):

Asset	Gain on Sale
109 Brookline Avenue	\$ 225,190
333 108 th Avenue NE	194,662
Georgetown-Green and Harris Buildings	24,916
Research Park(1)	2,000
	<u>\$ 446,768</u>

- (1) There was consideration of \$2.0 million being held in escrow related to the sale of this property in 2019. In June 2020, these proceeds were released to the Company, and we recorded an additional \$2.0 million gain on the sale for year ended December 31, 2020.

Income tax expense. Income tax expense decreased \$0.1 million, or 51.6%, in the 2021 period, compared to the 2020 period, primarily due to a decrease in state and local taxes as a result of the sale of properties.

Net loss (income) attributable to noncontrolling interest. In 2017 through 2020, we granted LTIP Units to certain of our trustees and employees. The net loss (income) attributable to noncontrolling interest of \$33,000 in the 2021 period and \$(0.8) million in the 2020 period, relates to the allocation of loss (income) to the LTIP/OP Unit holders.

LIQUIDITY AND CAPITAL RESOURCES

Our Operating Liquidity and Resources

As of December 31, 2021, we had \$2.8 billion of cash and cash equivalents. We expect to use our cash balances, cash flow from our operations and proceeds of any future property sales to fund our operations, make distributions, repurchase our common shares, make investments in properties or businesses, fund tenant improvements and leasing costs and for other general business purposes. We believe our cash balances and the cash flow from our operations will be sufficient to fund our ordinary course activities.

Our future cash flows from operating activities will depend on our ability to collect rent from our current tenants under their leases. Our ability to collect rent and generate parking revenue in the near term may continue to be adversely impacted by the market disruption caused by the COVID-19 outbreak. We cannot predict the ultimate impact of the pandemic on our results of operations.

Our future cash flows from operating activities will also depend upon our:

- ability to maintain or improve the occupancy of, and the rental rates at, our properties;
- ability to control operating and financing expense increases at our properties; and
- ability to purchase additional properties, which produce rents, less property operating expenses, in excess of our costs of acquisition capital.

In addition, our future cash flows will also depend in part on interest income earned on our invested cash balances.

Volatility in energy costs and real estate taxes may cause our future operating expenses to fluctuate; however, the impact of these fluctuations is expected to be partially offset by the pass through of operating expenses to our tenants pursuant to lease terms, although there can be no assurance that we will be able to successfully offset these expenses or that doing so would not negatively impact our competitive position or business.

Net cash flows provided by (used in) operating, investing and financing activities were \$16.1 million, \$(6.8) million and \$(195.5) million, respectively, for the year ended December 31, 2021, and \$33.3 million, \$643.3 million and \$(490.0) million, respectively, for the year ended December 31, 2020. Changes in these three categories of our cash flows between 2021 and 2020 are primarily related to a decrease in property net operating income (as a result of property dispositions), a decrease in interest income (as a result of lower average interest rates on lower average balances in 2021), a decrease in real estate improvements, dispositions of properties, repayments of debt, repurchase of our common shares and distributions to common shareholders.

Our Investment and Financing Liquidity and Resources

During the year ended December 31, 2021, we paid an aggregate of \$8.0 million of distributions on our series D preferred shares. On January 11, 2022, our Board of Trustees declared a dividend of \$0.40625 per series D preferred share, which will be paid on February 15, 2022 to shareholders of record on January 28, 2022.

On March 1, 2021, our Board of Trustees authorized the repurchase of up to \$150.0 million of our outstanding common shares through June 30, 2022 and on December 14, 2021, our Board of Trustees authorized the repurchase of up to an additional \$150.0 million of our outstanding common shares through December 31, 2022. During the year ended December 31, 2021, we repurchased and retired 6,735,810 of our common shares under the 2021 authorizations at a weighted average price of \$25.85 per share, for a total investment of \$174.1 million. As of December 31, 2021, we have \$125.9 million of remaining authorization available under our share repurchase program.

We may utilize various types of financings, including debt or equity, to fund future investments and to pay any debt we may incur and other obligations as they become due. Although we are not currently rated by the debt rating agencies, the completion and the costs of any future debt transactions will depend primarily upon market conditions and our credit ratings at such time, if any. We have no control over market conditions. Any credit ratings will depend upon evaluations by credit rating agencies of our business practices and plans and, in particular, whether we appear to have the ability to maintain our earnings, to space any debt maturities and to balance our use of debt and equity capital so that our financial performance and leverage ratios afford us flexibility to withstand any reasonably foreseeable adverse changes. We intend to conduct our business activities in a manner which will continue to afford us reasonable access to capital for investment and financing activities. However, there can be no assurance regarding our ability to complete any debt or equity offerings or that our cost of any future public or private financings will not increase.

During the years ended December 31, 2021, 2020 and 2019 amounts capitalized at our properties, including properties sold, for tenant improvements, leasing costs and building improvements were as follows (amounts in thousands):

	Years Ended December 31,		
	2021	2020	2019
Tenant improvements(1)	\$ 5,442	\$ 9,598	\$ 7,529
Leasing costs(2)	1,498	2,097	5,409
Building improvements(3)	884	2,044	6,366

- (1) Tenant improvements include capital expenditures to improve tenants' spaces.
- (2) Leasing costs include leasing commissions and related legal expenses.
- (3) Building improvements generally include expenditures to replace obsolete building components and expenditures that extend the useful life of existing assets. Tenant-funded capital expenditures are excluded.

During the year ended December 31, 2021, commitments made for expenditures in connection with leasing space at our properties were as follows (dollar and square foot measures in thousands):

	New Leases	Renewals	Total
	Square feet leased during the period	60	56
Tenant improvements and leasing commissions	\$ 2,590	\$ 2,034	\$ 4,624
Tenant improvements and leasing commissions per square foot	\$ 43.16	\$ 36.33	\$ 39.86
Weighted average lease term by square foot (years)(1)	4.6	5.6	5.1
Tenant improvements and leasing commissions per square foot per year of lease term	\$ 9.34	\$ 6.45	\$ 7.80

- (1) For renewal lease terms, if the existing rents of an original lease term are modified, the new term starts at the rent modification date. Weighted average lease term generally excludes renewal options.

Committed but unspent tenant related obligations are leasing commissions and tenant improvements. Based on existing leases as of December 31, 2021, committed but unspent tenant related obligations were \$6.7 million.

Debt Covenants

We have no debt outstanding as of December 31, 2021, and, as a result, we have no debt covenants. We are also no longer rated by the debt rating agencies.

NON-GAAP MEASURES

Funds from Operations (FFO) and Normalized FFO

We compute FFO in accordance with standards established by the National Association of Real Estate Investment Trusts, or Nareit. Nareit defines FFO as net income (loss), calculated in accordance with GAAP, excluding real estate depreciation and amortization, gains (or losses) from sales of depreciable property, impairment of depreciable real estate, and our portion of these items related to equity investees and non-controlling interests. Our calculation of Normalized FFO differs from Nareit's definition of FFO because we exclude certain items that we view as nonrecurring or impacting comparability from period to period. We consider FFO and Normalized FFO to be appropriate measures of operating performance for a REIT, along with net income, net income attributable to Equity Commonwealth common shareholders and cash flow from operating activities.

We believe that FFO and Normalized FFO provide useful information to investors because by excluding the effects of certain historical amounts, such as depreciation expense, FFO and Normalized FFO may facilitate a comparison of our operating performance between periods and with other REITs. FFO and Normalized FFO do not represent cash generated by operating activities in accordance with GAAP and should not be considered as alternatives to net income, net income attributable to Equity Commonwealth common shareholders or cash flow from operating activities, determined in accordance with GAAP, or as indicators of our financial performance or liquidity, nor are these measures necessarily indicative of sufficient cash flow to fund all of our needs. These measures should be considered in conjunction with net income, net income attributable to Equity Commonwealth common shareholders and cash flow from operating activities as presented in our

consolidated statements of operations, consolidated statements of comprehensive (loss) income and consolidated statements of cash flows. Other REITs and real estate companies may calculate FFO and Normalized FFO differently than we do.

The following table provides a reconciliation of net (loss) income to FFO attributable to Equity Commonwealth common shareholders and unitholders and a reconciliation to Normalized FFO attributable to Equity Commonwealth common shareholders and unitholders (in thousands):

	Years Ended December 31,		
	2021	2020	2019
Reconciliation to FFO:			
Net (loss) income	\$ (16,429)	\$ 452,093	\$ 492,866
Real estate depreciation and amortization	17,593	18,442	27,037
Gain on sale of properties, net	—	(446,744)	(422,172)
FFO attributable to Equity Commonwealth	1,164	23,791	97,731
Preferred distributions	(7,988)	(7,988)	(7,988)
FFO attributable to Equity Commonwealth common shareholders and unitholders	<u>\$ (6,824)</u>	<u>\$ 15,803</u>	<u>\$ 89,743</u>
Reconciliation to Normalized FFO:			
FFO attributable to Equity Commonwealth common shareholders and unitholders	\$ (6,824)	\$ 15,803	\$ 89,743
Lease value amortization	—	—	(117)
Straight-line rent adjustments	(1,407)	340	(418)
Sold property expense included in interest and other income, net	(225)	515	—
(Gain) loss on early extinguishment of debt	—	(131)	6,374
Executive severance expense	7,107	—	—
Taxes related to property sales included in general and administrative	—	1,472	—
Taxes related to property sales, net included in income tax expense	—	130	142
Normalized FFO attributable to Equity Commonwealth common shareholders and unitholders	<u>\$ (1,349)</u>	<u>\$ 18,129</u>	<u>\$ 95,724</u>

Property Net Operating Income (NOI)

We use another non-GAAP measure, property net operating income, or NOI, to evaluate the performance of our properties. We define NOI as income from our real estate including lease termination fees received from tenants less our property operating expenses. NOI excludes amortization of capitalized tenant improvement costs and leasing commissions and corporate level expenses.

The following table includes the reconciliation of NOI to net income, the most directly comparable financial measure under GAAP reported in our consolidated financial statements. We consider NOI to be an appropriate supplemental measure to net income because it may help to understand the operations of our properties. We use NOI internally to evaluate property level performance, and we believe that NOI provides useful information to investors regarding our results of operations because it reflects only those income and expense items that are incurred at the property level and may facilitate comparisons of our operating performance between periods and with other REITs. NOI does not represent cash generated by operating activities in accordance with GAAP and should not be considered as an alternative to net income, net income attributable to Equity Commonwealth common shareholders or cash flow from operating activities, determined in accordance with GAAP, or as an indicator of our financial performance or liquidity, nor is this measure necessarily indicative of sufficient cash flow to fund all of our needs. This measure should be considered in conjunction with net income, net income attributable to Equity Commonwealth common shareholders and cash flow from operating activities as presented in our consolidated statements of operations, consolidated statements of comprehensive (loss) income and consolidated statements of cash flows. Other REITs and real estate companies may calculate NOI differently than we do.

A reconciliation of NOI to net (loss) income for the years ended December 31, 2021, 2020 and 2019, is as follows (in thousands):

	Year Ended December 31,		
	2021	2020	2019
Rental revenue	\$ 54,927	\$ 62,134	\$ 116,869
Other revenue	3,075	4,144	10,981
Operating expenses	(25,893)	(28,858)	(46,418)
NOI	<u>\$ 32,109</u>	<u>\$ 37,420</u>	<u>\$ 81,432</u>
NOI	\$ 32,109	\$ 37,420	\$ 81,432
Depreciation and amortization	(17,774)	(19,329)	(28,122)
General and administrative	(37,444)	(33,233)	(38,442)
Interest and other income, net	6,800	21,228	72,392
Interest expense	—	(620)	(8,908)
Gain (loss) on early extinguishment of debt	—	131	(6,374)
Gain on sale of properties, net	—	446,744	422,172
(Loss) income before income taxes	(16,309)	452,341	494,150
Income tax expense	(120)	(248)	(1,284)
Net (loss) income	<u>\$ (16,429)</u>	<u>\$ 452,093</u>	<u>\$ 492,866</u>

CRITICAL ACCOUNTING POLICIES

Our critical accounting policies are those that will have the most impact on the reporting of our financial condition and results of operations and those requiring significant judgments and estimates. We believe that our judgments and estimates are consistently applied and produce financial information that fairly presents our results of operations. Our most critical accounting policies involve our investments in real property. These policies affect our assessment of the carrying values and impairments of long lived assets.

We periodically evaluate our properties for possible impairments. Impairment indicators may include declining tenant occupancy, lack of progress releasing vacant space, tenant bankruptcies, low long-term prospects for improvement in property performance, weak or declining tenant profitability, cash flow or liquidity, our decision to dispose of an asset before the end of its estimated useful life and legislative, market or industry changes that could permanently reduce the value of a property. If indicators of impairment are present, we evaluate the carrying value of the related property by comparing it to the expected future undiscounted cash flows to be generated from that property over our anticipated hold period. If the sum of these expected future cash flows is less than the carrying value, we reduce the net carrying value of the property to its estimated fair value. This analysis requires us to judge whether indicators of impairment exist and to estimate likely future cash flows. Projections of expected future operating cash flows require that we estimate future market rental revenue amounts subsequent to the expiration of current lease agreements, future property operating expenses, the number of months it takes to re-lease the property, and the number of years the property is held for investment, among other factors. The subjectivity of assumptions used in the future cash flow analysis, including discount rates, could result in an incorrect assessment of the property's fair value and could result in the misstatement of the carrying value of our real estate assets and net income (loss).

These policies involve significant judgments made based upon experience, including judgments about current valuations, ultimate realizable value, estimated useful lives, salvage or residual value, the ability and willingness of our tenants to perform their obligations to us, current and future economic conditions and competitive factors in the markets in which our properties are located. Competition, economic conditions and other factors may cause occupancy declines in the future. In the future, we may need to revise our carrying value assessments to incorporate information which is not now known, and such revisions could increase or decrease our depreciation expense related to properties we own or decrease the carrying values of our assets.

RELATED PERSON TRANSACTIONS

For information about our related person transactions, see Note 15 of the Notes to Consolidated Financial Statements included in Part IV, Item 15 of this Annual Report on Form 10-K, which is incorporated herein by reference.

Item 7A. Quantitative and Qualitative Disclosures About Market Risk.

We do not currently have any exposure to risks associated with market changes in interest rates.

Item 8. Financial Statements and Supplementary Data.

The information required by Item 8 is included in Item 15 of this Annual Report on Form 10-K.

Item 9. Changes in and Disagreements with Accountants on Accounting and Financial Disclosure.

None.

Item 9A. Controls and Procedures.

Evaluation of Disclosure Controls and Procedures

As of the end of the period covered by this report, our management carried out an evaluation, under the supervision and with the participation of our Chief Executive Officer and Chief Financial Officer, of the effectiveness of our disclosure controls and procedures pursuant to Rules 13a-15 and 15d-15 under the Exchange Act. Based upon that evaluation, our Chief Executive Officer and Chief Financial Officer concluded that our disclosure controls and procedures were effective as of December 31, 2021.

Changes in Internal Control Over Financial Reporting

There have been no changes in our internal control over financial reporting during the quarter ended December 31, 2021, that have materially affected, or are reasonably likely to materially affect, our internal control over financial reporting.

Management Report on Assessment of Internal Control Over Financial Reporting

We are responsible for establishing and maintaining adequate internal control over financial reporting. Our internal control system is designed to provide reasonable assurance to our management and Board of Trustees regarding the preparation and fair presentation of published financial statements. All internal control systems, no matter how well designed, have inherent limitations. Therefore, even those systems determined to be effective can provide only reasonable assurance with respect to financial statement preparation and presentation.

Our management assessed the effectiveness of our internal control over financial reporting as of December 31, 2021. In making this assessment, it used the criteria set forth by the Committee of Sponsoring Organizations of the Treadway Commission (2013 framework) in *Internal Control—Integrated Framework*. Based on our assessment, we believe that, as of December 31, 2021 our internal control over financial reporting is effective.

Ernst & Young LLP, the independent registered public accounting firm that audited our 2021 consolidated financial statements included in this Annual Report on Form 10-K, has issued an attestation report on our internal control over financial reporting. The report appears on page F-2.

Item 9B. Other Information.

None.

Item 9C. Disclosure Regarding Foreign Jurisdictions that Prevent Inspections.

Not applicable.

PART III

Item 10. Directors, Executive Officers and Corporate Governance.

Our Code of Business Conduct and Ethics applies to all our representatives, including our officers and Trustees. Our Code of Business Conduct and Ethics is posted on our website, www.eqcre.com. A printed copy of our Code of Business Conduct and Ethics is also available free of charge to any person who requests a copy by writing to our Secretary, Equity Commonwealth, Two North Riverside Plaza, Suite 2100, Chicago, IL 60606. We have disclosed and intend to disclose any amendments or waivers to our Code of Business Conduct and Ethics applicable to our principal executive officer, principal financial officer, principal accounting officer or controller (or any person performing similar functions) on our website.

The remainder of the information required by Item 10 is incorporated by reference to our definitive Proxy Statement.

Item 11. Executive Compensation.

The information required by Item 11 is incorporated by reference to our definitive Proxy Statement.

Item 12. Security Ownership of Certain Beneficial Owners and Management and Related Shareholder Matters.

The information required by Item 12 is incorporated by reference to our definitive Proxy Statement.

Item 13. Certain Relationships and Related Transactions, and Director Independence.

The information required by Item 13 is incorporated by reference to our definitive Proxy Statement.

Item 14. Principal Accountant Fees and Services.

The information required by Item 14 is incorporated by reference to our definitive Proxy Statement.

PART IV

Item 15. Exhibits and Financial Statement Schedules.

(a) The following documents are filed as part of this Annual Report on Form 10-K:

(i) and (ii) Financial Statements and Financial Statement Schedule.

The following consolidated financial statements and financial statement schedule of Equity Commonwealth are included on the pages indicated:

	<u>Page</u>
Reports of Independent Registered Public Accounting Firm (PCAOB ID: 42)	F-1
Consolidated Balance Sheets	F-3
Consolidated Statements of Operations	F-4
Consolidated Statements of Comprehensive (Loss) Income	F-5
Consolidated Statements of Equity	F-6
Consolidated Statements of Cash Flows	F-7
Notes to Consolidated Financial Statements	F-9
Schedule III—Real Estate and Accumulated Depreciation	S-1

All other schedules for which provision is made in the applicable accounting regulations of the SEC are not required under the related instructions, or are inapplicable, and therefore have been omitted.

(iii) Exhibits.

Exhibits to our Annual Report on Form 10-K for the year ended December 31, 2021 have been included only with the version of that Annual Report on Form 10-K filed with the SEC. A copy of that Annual Report, including the exhibits, is available free of charge by visiting www.sec.gov or upon written request to: Investor Relations, Equity Commonwealth, Two North Riverside Plaza, Suite 2100, Chicago, IL 60606, telephone (312) 646-2800.

<u>Exhibit Number</u>	<u>Description</u>
3.1	Articles of Amendment and Restatement of Declaration of Trust of the Company, dated July 1, 1994, as amended to date. (Incorporated by reference to the Company's Current Report on Form 8-K filed August 1, 2014.)
3.2	Articles Supplementary, dated October 10, 2006. (Incorporated by reference to the Company's Current Report on Form 8-K filed October 11, 2006.)
3.3	Articles Supplementary, dated May 31, 2011. (Incorporated by reference to the Company's Current Report on Form 8-K filed May 31, 2011.)
3.4	Articles Supplementary, dated March 14, 2018. (Incorporated by reference to the Company's Current Report on Form 8-K filed March 15, 2018.)
3.5	Fourth Amended and Restated Bylaws of the Company, adopted April 2, 2020. (Incorporated by reference to the Company's Current Report on Form 8-K filed April 3, 2020.)
4.1	Form of Common Share Certificate. (Incorporated by reference to the Company's Quarterly Report on Form 10-Q for the quarter ended June 30, 2014.)
4.2	Form of 6 1/2% Series D Cumulative Convertible Preferred Share Certificate. (Incorporated by reference to the Company's Annual Report on Form 10-K for the year ended December 31, 2012.)
4.3	Description of the Company's Securities. (Filed herewith.)

Exhibit Number	Description
10.1	Articles of Amendment and Restatement of Declaration of Trust of EQC Operating Trust, dated November 10, 2016. (Incorporated by reference to the Company's Current Report on Form 8-K filed November 14, 2016.)
10.2	Master Sub-Management Agreement, dated as of June 13, 2014, between Equity Commonwealth Management LLC, a wholly owned subsidiary of the Company, and CBRE, Inc. (+) (Incorporated by reference to the Company's Current Report on Form 8-K filed June 17, 2014.)
10.3	Equity Commonwealth 2015 Omnibus Incentive Plan. (+) (Incorporated by reference to the Company's Current Report on Form 8-K filed June 18, 2015.)
10.4	Amendment No. 1 to the Equity Commonwealth 2015 Omnibus Incentive Plan. (+) (Incorporated by reference to the Company's Annual Report on Form 10-K filed February 18, 2016.)
10.5	Amendment No. 2 to the Equity Commonwealth 2015 Omnibus Incentive Plan. (+) (Incorporated by reference to the Company's Registration Statement on Form S-8 filed July 16, 2019.)
10.6	Form of Restricted Stock Agreement for Employees under Equity Commonwealth 2015 Omnibus Incentive Plan. (+) (Incorporated by reference to the Company's Annual Report on Form 10-K filed February 15, 2018.)
10.7	Form of Restricted Stock Unit Agreement for Employees under Equity Commonwealth 2015 Omnibus Incentive Plan. (+) (Incorporated by reference to the Company's Annual Report on Form 10-K filed February 15, 2018.)
10.8	Form of Time-Based LTIP Unit Agreement for Employees under Equity Commonwealth 2015 Omnibus Incentive Plan. (+) (Incorporated by reference to the Company's Annual Report on Form 10-K filed February 15, 2018.)
10.9	Form of Performance-Based LTIP Unit Agreement for Employees under Equity Commonwealth 2015 Omnibus Incentive Plan. (+) (Incorporated by reference to the Company's Annual Report on Form 10-K filed February 15, 2018.)
10.10	Form of Restricted Stock Agreement for Chairman of the Board under Equity Commonwealth 2015 Omnibus Incentive Plan. (+) (Incorporated by reference to the Company's Annual Report on Form 10-K filed February 15, 2018.)
10.11	Form of Restricted Stock Unit Agreement for Chairman of the Board under Equity Commonwealth 2015 Omnibus Incentive Plan. (+) (Incorporated by reference to the Company's Annual Report on Form 10-K filed February 15, 2018.)
10.12	Form of Time-Based LTIP Unit Agreement for Chairman of the Board under Equity Commonwealth 2015 Omnibus Incentive Plan. (+) (Incorporated by reference to the Company's Annual Report on Form 10-K filed February 15, 2018.)
10.13	Form of Performance-Based LTIP Unit Agreement for Chairman of the Board under Equity Commonwealth 2015 Omnibus Incentive Plan. (+) (Incorporated by reference to the Company's Annual Report on Form 10-K filed February 15, 2018.)
10.14	Form of Restricted Stock Agreement for Trustees under Equity Commonwealth 2015 Omnibus Incentive Plan. (+) (Incorporated by reference to the Company's Current Report on Form 8-K filed June 15, 2016.)
10.15	Form of Time-Based LTIP Unit Agreement for Trustees under Equity Commonwealth 2015 Omnibus Incentive Plan. (+) (Incorporated by reference to the Company's Current Report on Form 8-K filed June 21, 2017.)
10.16	Summary of Trustee Compensation. (+) (Filed herewith.)

Exhibit Number	Description
10.17	Change in Control Agreement, dated as of April 24, 2019, by and between the Company, Equity Commonwealth Management LLC and David Helfand. (+) (†) (Incorporated by reference to the Company's Quarterly Report on Form 10-Q for the quarter ended June 30, 2019.)
21.1	Subsidiaries of the Company. (Filed herewith.)
23.1	Consent of Ernst & Young LLP. (Filed herewith.)
31.1	Rule 13a-14(a) Certification. (Filed herewith.)
31.2	Rule 13a-14(a) Certification. (Filed herewith.)
32.1	Section 1350 Certification. (Furnished herewith.)
101.1	The following materials from the Company's Annual Report on Form 10-K for the year ended December 31, 2021, formatted in Inline XBRL (eXtensible Business Reporting Language): (i) the Consolidated Balance Sheets, (ii) the Consolidated Statements of Operations, (iii) the Consolidated Statements of Comprehensive (Loss) Income, (iv) the Consolidated Statements of Equity, (v) the Consolidated Statements of Cash Flows and (vi) related notes to these financial statements, tagged as blocks of text and in detail. (Filed herewith.)
104	Cover Page Interactive Data File (formatted as Inline XBRL and contained in Exhibit 101).

(+) Management contract or compensatory plan or arrangement.

† Pursuant to Instruction 2 of Item 601 of Regulation S-K, Registrant has omitted certain change in control agreements (the "Omitted CIC Agreements"), which are substantially identical in all material respects except as to the parties thereto, the dates of execution, or other details. The below schedule identifies the Omitted CIC Agreements. The only term in the Omitted CIC Agreements that differs from the change in control agreement filed herewith is the term of coverage under the Company's group health plan, which is 24 months under Section 3(a)(iv) of the Omitted CIC Agreements. The Registrant hereby agrees to file the Omitted CIC Agreements upon request by the Commission.

Schedule

1. Change in Control Agreement, dated as of April 24, 2019, by and between the Company, Equity Commonwealth Management LLC and David Weinberg.
2. Change in Control Agreement, dated as of April 24, 2019, by and between the Company, Equity Commonwealth Management LLC and Orrin Shifrin.

Item 16. Form 10-K Summary.

Not applicable

SIGNATURES

Pursuant to the requirements of Section 13 and 15(d) of the Securities Exchange Act of 1934, the registrant has duly caused this report to be signed on its behalf by the undersigned, thereunto duly authorized.

EQUITY COMMONWEALTH

By: /s/ David A. Helfand
 David A. Helfand
 President and Chief Executive Officer

Dated: February 10, 2022

Pursuant to the requirements of the Securities Exchange Act of 1934, this report has been signed below by the following persons on behalf of the registrant, in the capacities set forth below and on the dates indicated.

<u>Signature</u>	<u>Title</u>	<u>Date</u>
<u> /s/ David A. Helfand</u> David A. Helfand	President and Chief Executive Officer (principal executive officer), Trustee	February 10, 2022
<u> /s/ William H. Griffiths</u> William H. Griffiths	Senior Vice President, Chief Financial Officer and Treasurer (principal financial officer)	February 10, 2022
<u> /s/ Jeffrey D. Brown</u> Jeffrey D. Brown	Senior Vice President and Chief Accounting Officer (principal accounting officer)	February 10, 2022
<u> /s/ Sam Zell</u> Sam Zell	Chairman of the Board of Trustees	February 10, 2022
<u> /s/ Ellen-Blair Chube</u> Ellen-Blair Chube	Trustee	February 10, 2022
<u> /s/ Martin L. Edelman</u> Martin L. Edelman	Trustee	February 10, 2022
<u> /s/ Peter Linneman</u> Peter Linneman	Trustee	February 10, 2022
<u> /s/ Mary Jane Robertson</u> Mary Jane Robertson	Trustee	February 10, 2022
<u> /s/ Gerald A. Spector</u> Gerald A. Spector	Trustee	February 10, 2022
<u> /s/ James A. Star</u> James A. Star	Trustee	February 10, 2022

REPORT OF INDEPENDENT REGISTERED PUBLIC ACCOUNTING FIRM

To the Shareholders and the Board of Trustees of Equity Commonwealth

Opinion on the Financial Statements

We have audited the accompanying consolidated balance sheets of Equity Commonwealth (the Company) as of December 31, 2021 and 2020, the related consolidated statements of operations, comprehensive (loss) income, equity and cash flows for each of the three years in the period ended December 31, 2021, and the related notes and financial statement schedule listed in the Index at Item 15(a) (collectively referred to as the “consolidated financial statements”). In our opinion, the consolidated financial statements present fairly, in all material respects, the financial position of the Company at December 31, 2021 and 2020, and the results of its operations and its cash flows for each of the three years in the period ended December 31, 2021, in conformity with U.S. generally accepted accounting principles.

We also have audited, in accordance with the standards of the Public Company Accounting Oversight Board (United States) (PCAOB), the Company's internal control over financial reporting as of December 31, 2021, based on criteria established in Internal Control - Integrated Framework issued by the Committee of Sponsoring Organizations of the Treadway Commission (2013 framework) and our report dated February 10, 2022 expressed an unqualified opinion thereon.

Basis for Opinion

These financial statements are the responsibility of the Company's management. Our responsibility is to express an opinion on the Company's financial statements based on our audits. We are a public accounting firm registered with the PCAOB and are required to be independent with respect to the Company in accordance with the U.S. federal securities laws and the applicable rules and regulations of the Securities and Exchange Commission and the PCAOB.

We conducted our audits in accordance with the standards of the PCAOB. Those standards require that we plan and perform the audit to obtain reasonable assurance about whether the financial statements are free of material misstatement, whether due to error or fraud. Our audits included performing procedures to assess the risks of material misstatement of the financial statements, whether due to error or fraud, and performing procedures that respond to those risks. Such procedures included examining, on a test basis, evidence regarding the amounts and disclosures in the financial statements. Our audits also included evaluating the accounting principles used and significant estimates made by management, as well as evaluating the overall presentation of the financial statements. We believe that our audits provide a reasonable basis for our opinion.

Critical Audit Matters

Critical audit matters are matters arising from the current period audit of the financial statements that were communicated or required to be communicated to the audit committee and that: (1) relate to accounts or disclosures that are material to the financial statements and (2) involved our especially challenging, subjective or complex judgments. We determined that there are no critical audit matters.

/s/ Ernst & Young LLP

We have served as the Company's auditor since 1986.

Chicago, Illinois

February 10, 2022

REPORT OF INDEPENDENT REGISTERED PUBLIC ACCOUNTING FIRM

To the Shareholders and the Board of Trustees of Equity Commonwealth

Opinion on Internal Control Over Financial Reporting

We have audited Equity Commonwealth's internal control over financial reporting as of December 31, 2021, based on criteria established in Internal Control - Integrated Framework issued by the Committee of Sponsoring Organizations of the Treadway Commission (2013 framework) (the COSO criteria). In our opinion, Equity Commonwealth (the Company) maintained, in all material respects, effective internal control over financial reporting as of December 31, 2021, based on the COSO criteria.

We also have audited, in accordance with the standards of the Public Company Accounting Oversight Board (United States) (PCAOB), the consolidated balance sheets of Equity Commonwealth as of December 31, 2021 and 2020, the related consolidated statements of operations, comprehensive (loss) income, equity and cash flows for each of the three years in the period ended December 31, 2021, and the related notes and financial statement schedule listed at Item 15(a) and our report dated February 10, 2022 expressed an unqualified opinion thereon.

Basis for Opinion

The Company's management is responsible for maintaining effective internal control over financial reporting and for its assessment of the effectiveness of internal control over financial reporting included in the accompanying Management Report on Assessment of Internal Control over Financial Reporting. Our responsibility is to express an opinion on the Company's internal control over financial reporting based on our audit. We are a public accounting firm registered with the PCAOB and are required to be independent with respect to the Company in accordance with the U.S. federal securities laws and the applicable rules and regulations of the Securities and Exchange Commission and the PCAOB.

We conducted our audit in accordance with the standards of the PCAOB. Those standards require that we plan and perform the audit to obtain reasonable assurance about whether effective internal control over financial reporting was maintained in all material respects.

Our audit included obtaining an understanding of internal control over financial reporting, assessing the risk that a material weakness exists, testing and evaluating the design and operating effectiveness of internal control based on the assessed risk, and performing such other procedures as we considered necessary in the circumstances. We believe that our audit provides a reasonable basis for our opinion.

Definition and Limitations of Internal Control Over Financial Reporting

A company's internal control over financial reporting is a process designed to provide reasonable assurance regarding the reliability of financial reporting and the preparation of financial statements for external purposes in accordance with generally accepted accounting principles. A company's internal control over financial reporting includes those policies and procedures that (1) pertain to the maintenance of records that, in reasonable detail, accurately and fairly reflect the transactions and dispositions of the assets of the company; (2) provide reasonable assurance that transactions are recorded as necessary to permit preparation of financial statements in accordance with generally accepted accounting principles, and that receipts and expenditures of the company are being made only in accordance with authorizations of management and directors of the company; and (3) provide reasonable assurance regarding prevention or timely detection of unauthorized acquisition, use or disposition of the company's assets that could have a material effect on the financial statements.

Because of its inherent limitations, internal control over financial reporting may not prevent or detect misstatements. Also, projections of any evaluation of effectiveness to future periods are subject to the risk that controls may become inadequate because of changes in conditions, or that the degree of compliance with the policies or procedures may deteriorate.

/s/ Ernst & Young LLP
Chicago, Illinois
February 10, 2022

EQUITY COMMONWEALTH
CONSOLIDATED BALANCE SHEETS
(amounts in thousands, except share data)

	December 31,	
	2021	2020
ASSETS		
Real estate properties:		
Land	\$ 44,060	\$ 44,060
Buildings and improvements	362,042	357,650
	<u>406,102</u>	<u>401,710</u>
Accumulated depreciation	(156,439)	(143,319)
	<u>249,663</u>	<u>258,391</u>
Cash and cash equivalents	2,800,998	2,987,225
Rents receivable	15,549	14,702
Other assets, net	15,173	17,353
Total assets	<u>\$ 3,081,383</u>	<u>\$ 3,277,671</u>
LIABILITIES AND EQUITY		
Accounts payable, accrued expenses and other	\$ 19,762	\$ 20,588
Rent collected in advance	3,986	2,928
Distributions payable	2,365	10,991
Total liabilities	<u>26,113</u>	<u>34,507</u>
Commitments and contingencies		
Shareholders' equity:		
Preferred shares of beneficial interest, \$0.01 par value: 50,000,000 shares authorized;		
Series D preferred shares; 6.50% cumulative convertible; 4,915,196 shares issued and outstanding, aggregate liquidation preference of \$122,880	119,263	119,263
Common shares of beneficial interest, \$0.01 par value: 350,000,000 shares authorized; 115,205,818 and 121,522,555 shares issued and outstanding, respectively	1,152	1,215
Additional paid in capital	4,128,656	4,294,632
Cumulative net income	3,798,552	3,814,948
Cumulative common distributions	(4,281,195)	(4,283,668)
Cumulative preferred distributions	(717,700)	(709,712)
Total shareholders' equity	<u>3,048,728</u>	<u>3,236,678</u>
Noncontrolling interest	6,542	6,486
Total equity	<u>3,055,270</u>	<u>3,243,164</u>
Total liabilities and equity	<u>\$ 3,081,383</u>	<u>\$ 3,277,671</u>

See accompanying notes.

EQUITY COMMONWEALTH
CONSOLIDATED STATEMENTS OF OPERATIONS
(amounts in thousands, except per share data)

	December 31,		
	2021	2020	2019
Revenues:			
Rental revenue	\$ 54,927	\$ 62,134	\$ 116,869
Other revenue	3,075	4,144	10,981
Total revenues	<u>58,002</u>	<u>66,278</u>	<u>127,850</u>
Expenses:			
Operating expenses	25,893	28,858	46,418
Depreciation and amortization	17,774	19,329	28,122
General and administrative	37,444	33,233	38,442
Total expenses	<u>81,111</u>	<u>81,420</u>	<u>112,982</u>
Interest and other income, net	6,800	21,228	72,392
Interest expense (including net amortization of debt discounts, premiums and deferred financing fees of \$—, \$(119) and \$204, respectively)	—	(620)	(8,908)
Gain (loss) on early extinguishment of debt	—	131	(6,374)
Gain on sale of properties, net	—	446,744	422,172
(Loss) income before income taxes	(16,309)	452,341	494,150
Income tax expense	(120)	(248)	(1,284)
Net (loss) income	(16,429)	452,093	492,866
Net loss (income) attributable to noncontrolling interest	33	(799)	(186)
Net (loss) income attributable to Equity Commonwealth	(16,396)	451,294	492,680
Preferred distributions	(7,988)	(7,988)	(7,988)
Net (loss) income attributable to Equity Commonwealth common shareholders	<u>\$ (24,384)</u>	<u>\$ 443,306</u>	<u>\$ 484,692</u>
Weighted average common shares outstanding — basic			
	<u>121,411</u>	<u>121,786</u>	<u>122,091</u>
Weighted average common shares outstanding — diluted			
	<u>121,411</u>	<u>126,606</u>	<u>126,260</u>
Earnings per common share attributable to Equity Commonwealth common shareholders:			
Basic	<u>\$ (0.20)</u>	<u>\$ 3.64</u>	<u>\$ 3.97</u>
Diluted	<u>\$ (0.20)</u>	<u>\$ 3.56</u>	<u>\$ 3.90</u>

See accompanying notes.

EQUITY COMMONWEALTH
CONSOLIDATED STATEMENTS OF COMPREHENSIVE (LOSS) INCOME
(amounts in thousands)

	Year Ended December 31,		
	2021	2020	2019
Net (loss) income	\$ (16,429)	\$ 452,093	\$ 492,866
Other comprehensive income, net of tax:			
Unrealized gain, net on marketable securities	—	—	342
Total comprehensive (loss) income	(16,429)	452,093	493,208
Comprehensive loss (income) attributable to noncontrolling interest	33	(799)	(186)
Total comprehensive (loss) income attributable to Equity Commonwealth	\$ (16,396)	\$ 451,294	\$ 493,022

See accompanying notes.

EQUITY COMMONWEALTH
CONSOLIDATED STATEMENTS OF EQUITY
(amounts in thousands, except share data)

	Equity Commonwealth Shareholders										
	Number of Series D Preferred Shares	Series D Preferred Shares	Number of Common Shares	Common Shares	Additional Paid in Capital	Cumulative Net Income	Cumulative Other Comprehensive Loss	Cumulative Common Distributions	Cumulative Preferred Distributions	Noncontrolling Interest	Total
Balance at December 31, 2018	4,915,196	\$ 119,263	121,572,155	\$ 1,216	\$ 4,305,974	\$ 2,870,974	\$ (342)	\$ (3,420,548)	\$ (693,736)	\$ 1,197	\$ 3,183,998
Comprehensive income:											
Net income	—	—	—	—	—	492,680	—	—	—	186	492,866
Unrealized gain on marketable securities	—	—	—	—	—	—	342	—	—	—	342
Total comprehensive income	—	—	—	—	—	—	—	—	—	—	493,208
Surrender of shares for tax withholding	—	—	(168,327)	(2)	(5,485)	—	—	—	—	—	(5,487)
Share-based compensation	—	—	520,371	5	13,095	—	—	—	—	1,326	14,426
Distributions	—	—	—	—	—	—	—	(431,118)	(7,988)	(1,167)	(440,273)
Adjustment for noncontrolling interest	—	—	—	—	247	—	—	—	—	(247)	—
Balance at December 31, 2019	4,915,196	119,263	121,924,199	1,219	4,313,831	3,363,654	—	(3,851,666)	(701,724)	1,295	3,245,872
Net income	—	—	—	—	—	451,294	—	—	—	799	452,093
Repurchase of shares	—	—	(711,000)	(7)	(20,862)	—	—	—	—	—	(20,869)
Surrender of shares for tax withholding	—	—	(184,068)	(2)	(6,026)	—	—	—	—	—	(6,028)
Share-based compensation	—	—	493,424	5	11,679	—	—	—	—	1,531	13,215
Contributions	—	—	—	—	—	—	—	—	—	1	1
Distributions	—	—	—	—	—	—	—	(432,002)	(7,988)	(1,099)	(441,089)
Redemption of noncontrolling interest	—	—	—	—	—	—	—	—	—	(31)	(31)
Adjustment for noncontrolling interest	—	—	—	—	(3,990)	—	—	—	—	3,990	—
Balance at December 31, 2020	4,915,196	119,263	121,522,555	1,215	4,294,632	3,814,948	—	(4,283,668)	(709,712)	6,486	3,243,164
Net loss	—	—	—	—	—	(16,396)	—	—	—	(33)	(16,429)
Repurchase of shares	—	—	(6,735,810)	(67)	(174,340)	—	—	—	—	—	(174,407)
Surrender of shares for tax withholding	—	—	(245,560)	(2)	(7,079)	—	—	—	—	—	(7,081)
Share-based compensation	—	—	664,633	6	14,555	—	—	—	—	881	15,442
Distributions	—	—	—	—	—	—	—	2,473	(7,988)	96	(5,419)
Adjustment for noncontrolling interest	—	—	—	—	888	—	—	—	—	(888)	—
Balance at December 31, 2021	4,915,196	\$ 119,263	115,205,818	\$ 1,152	\$ 4,128,656	\$ 3,798,552	—	\$ (4,281,195)	\$ (717,700)	\$ 6,542	\$ 3,055,270

See accompanying notes.

EQUITY COMMONWEALTH
CONSOLIDATED STATEMENTS OF CASH FLOWS

(amounts in thousands)

	Year Ended December 31,		
	2021	2020	2019
CASH FLOWS FROM OPERATING ACTIVITIES:			
Net (loss) income	\$ (16,429)	\$ 452,093	\$ 492,866
Adjustments to reconcile net (loss) income to net cash provided by operating activities:			
Depreciation	15,235	16,162	23,782
Net amortization of debt discounts, premiums and deferred financing fees	—	(119)	204
Straight-line rental income	(1,407)	340	(418)
Amortization of acquired real estate leases	—	—	158
Other amortization	2,539	3,167	4,009
Amortization of right-of-use asset	—	767	736
Share-based compensation	15,442	13,215	14,426
(Gain) loss on early extinguishment of debt	—	(131)	6,374
Net gain on sale of properties	—	(446,744)	(422,172)
Change in assets and liabilities:			
Rents receivable and other assets	81	(2,119)	(13,099)
Accounts payable, accrued expenses and other	(410)	(3,104)	(5,311)
Rent collected in advance	1,058	(199)	(2,610)
Net cash provided by operating activities	<u>16,109</u>	<u>33,328</u>	<u>98,945</u>
CASH FLOWS FROM INVESTING ACTIVITIES:			
Real estate improvements	(6,803)	(12,039)	(26,052)
Proceeds from sale of properties, net	—	655,291	771,787
Proceeds from maturity of marketable securities	—	—	250,000
Net cash (used in) provided by investing activities	<u>(6,803)</u>	<u>643,252</u>	<u>995,735</u>
CASH FLOWS FROM FINANCING ACTIVITIES:			
Repurchase and retirement of common shares	(181,488)	(26,897)	(5,487)
Payments on borrowings	—	(25,441)	(255,842)
Contributions from holders of noncontrolling interest	—	1	—
Distributions to common shareholders	(6,024)	(427,795)	(428,649)
Distributions to preferred shareholders	(7,988)	(7,988)	(7,988)
Distributions to holders of noncontrolling interest	(33)	(1,849)	(170)
Redemption of noncontrolling interest	—	(31)	—
Net cash used in financing activities	<u>(195,533)</u>	<u>(490,000)</u>	<u>(698,136)</u>
(Decrease) increase in cash, cash equivalents, and restricted cash	(186,227)	186,580	396,544
Cash, cash equivalents, and restricted cash at beginning of year	<u>2,987,225</u>	<u>2,800,645</u>	<u>2,404,101</u>
Cash, cash equivalents, and restricted cash at end of year	<u>\$ 2,800,998</u>	<u>\$ 2,987,225</u>	<u>\$ 2,800,645</u>

See accompanying notes.

EQUITY COMMONWEALTH
CONSOLIDATED STATEMENTS OF CASH FLOWS (Continued)
(amounts in thousands)

	Year Ended December 31,		
	2021	2020	2019
SUPPLEMENTAL CASH FLOW INFORMATION:			
Interest paid	\$ —	\$ 843	\$ 13,032
Taxes paid (refunded), net	246	(1,444)	2,933
NON-CASH INVESTING ACTIVITIES:			
Recognition of right-of-use asset and lease liability	\$ —	\$ —	\$ 1,503
Accrued capital expenditures	509	986	1,383
NON-CASH FINANCING ACTIVITIES:			
Distributions payable	\$ 2,365	\$ 10,991	\$ 7,534

The following table provides a reconciliation of cash, cash equivalents, and restricted cash reported within the consolidated balance sheets that sum to the total of the same such amounts shown in the consolidated statements of cash flows (in thousands):

	December 31,		
	2021	2020	2019
Cash and cash equivalents	\$2,800,998	\$2,987,225	\$2,795,642
Restricted cash	—	—	5,003
Total cash, cash equivalents, and restricted cash shown in the statement of cash flows	<u>\$2,800,998</u>	<u>\$2,987,225</u>	<u>\$2,800,645</u>

See accompanying notes.

EQUITY COMMONWEALTH

NOTES TO CONSOLIDATED FINANCIAL STATEMENTS

Note 1. Organization

Equity Commonwealth, or the Company, is a real estate investment trust, or REIT, formed in 1986 under the laws of the State of Maryland. Our business is primarily the ownership and operation of office properties in the United States.

The Company operates in an umbrella partnership real estate investment trust, or UPREIT, and conducts substantially all of its activities through EQC Operating Trust, a Maryland real estate investment trust, or the Operating Trust. The Company beneficially owned, 99.79% of the outstanding shares of beneficial interest, designated as units, in the Operating Trust, or OP Units, as of December 31, 2021, and the Company is the sole trustee of the Operating Trust. As the sole trustee, the Company generally has the power under the declaration of trust of the Operating Trust to manage and conduct the business of the Operating Trust, subject to certain limited approval and voting rights of other holders of OP Units.

As of December 31, 2021, our portfolio consisted of four properties (eight buildings), with a combined 1.5 million square feet. As of December 31, 2021, we had \$2.8 billion of cash and cash equivalents. All numbers of properties, numbers of buildings and square feet are unaudited.

On May 4, 2021, we entered into a merger agreement to acquire Monmouth Real Estate Investment Corporation (NYSE: MNR), or Monmouth, a publicly-traded industrial REIT. On August 31, 2021, following Monmouth's failure to obtain shareholder approval of the merger, in accordance with the terms of the merger agreement, we terminated the merger agreement and were reimbursed \$10.0 million by Monmouth for our out-of-pocket expenses. Total transaction costs net of the reimbursement resulted in \$0.1 million of general and administrative expense recorded in the year ended December 31, 2021. For more information regarding the termination of the merger agreement, please read the Current Report on Form 8-K filed with the United States Securities and Exchange Commission on August 31, 2021.

Note 2. Summary of Significant Accounting Policies

Basis of Presentation. The consolidated financial statements include our investments in 100% owned subsidiaries and majority owned subsidiaries that are controlled by us. References to we, us, our and the Company, refer to Equity Commonwealth and its consolidated subsidiaries as of December 31, 2021, unless the context indicates otherwise. All intercompany transactions and balances have been eliminated.

Dollar amounts presented may be approximate. Share amounts are presented in whole numbers, except where noted.

Real Estate Properties. We record real estate properties at cost. We depreciate real estate investments on a straight-line basis over estimated useful lives of up to 40 years for buildings and improvements, and up to 12 years for personal property.

Each time we enter into a new lease, or materially modify an existing lease, we evaluate its classification as either a finance or operating lease. The classification of a lease as finance or operating affects the carrying value of a property, as well as our recognition of rental payments as revenue. These evaluations require us to make estimates of, among other things, the remaining useful life and fair market value of a leased property, appropriate discount rates and future cash flows.

We allocate the consideration paid for our properties among land, buildings and improvements and, for properties that qualify as acquired businesses under the Business Combinations Topic of the Financial Accounting Standards Board, or FASB, Accounting Standards Codification, or ASC, to identified intangible assets and liabilities, consisting of the value of above market and below market leases, the value of acquired in place leases and the value of tenant relationships. Purchase price allocations and the determination of useful lives are based on our estimates and, under some circumstances, studies from independent real estate appraisal firms to provide market information and evaluations that are relevant to our purchase price allocations and determinations of useful lives; however, we are ultimately responsible for the purchase price allocations and determination of useful lives.

We allocate the consideration to land, buildings and improvements based on a determination of the fair values of these assets assuming the property is vacant. We determine the fair value of a property using methods that we believe are similar to those used by independent appraisers. Purchase price allocations for above market and below market leases are based on the estimated present value (using an interest rate which reflects our assessment of the risks associated with the leases acquired) of the difference between (1) the contractual amounts to be paid pursuant to the acquired in place leases and (2) our estimate of fair market lease rates for the corresponding leases, measured over a period equal to the remaining non-cancelable terms of the respective leases. Purchase price allocations to acquired in place leases and tenant relationships are determined as the excess of (1) the purchase price paid for a property after adjusting existing in place leases to estimated market rental rates over (2) the

EQUITY COMMONWEALTH

NOTES TO CONSOLIDATED FINANCIAL STATEMENTS (Continued)

estimated fair value of the property as if vacant. We aggregate this value between acquired in place lease values and tenant relationships based on our evaluation of the specific characteristics of each tenant's lease; however, the value of tenant relationships has not been separated from acquired in place lease value for our properties because we believe such value and related amortization expense is immaterial for acquisitions reflected in our historical financial statements. We consider certain factors in performing these analyses including estimates of carrying costs during the expected lease up periods, including real estate taxes, insurance and other operating income and expenses and costs to execute similar leases in current market conditions, such as leasing commissions, legal and other related costs. If we believe the value of tenant relationships is material in the future, those amounts will be separately allocated and amortized over the estimated lives of the relationships. We recognize the excess, if any, of the consideration paid over amounts allocated to land, buildings and improvements and identified intangible assets and liabilities as goodwill and we recognize gains if amounts allocated exceed the consideration paid.

We amortize capitalized above market lease values as a reduction to rental income over the remaining terms of the respective leases. We amortize capitalized below market lease values as an increase to rental income over the remaining terms of the respective leases. We amortize the value of acquired in place leases exclusive of the value of above market and below market acquired in place leases to expense over the remaining terms of the respective leases. If a lease is terminated prior to its stated expiration, the unamortized lease intangibles relating to that lease is written off.

We review our properties for impairment quarterly, or whenever events or changes in circumstances indicate that their carrying amounts may not be recoverable. Impairment indicators may include our decision to dispose of an asset before the end of its estimated useful life, declining tenant occupancy, lack of progress releasing vacant space, tenant bankruptcies, low long-term prospects for improvement in property performance, weak or declining tenant profitability, and cash flow or liquidity. When indicators of potential impairment are present that suggest that the carrying amounts of real estate assets may not be recoverable, we assess the recoverability of these assets by determining whether the respective carrying values will be recovered through the estimated undiscounted future operating cash flows expected from the use of the assets and their eventual disposition. The determination of undiscounted cash flow includes consideration of many factors including income to be earned from the investment over our anticipated hold period, holding costs (exclusive of interest), estimated selling prices, and prevailing economic and market conditions. In the event that such expected undiscounted future cash flows do not exceed the carrying values, we estimate the fair value of the assets and record an impairment charge equal to the amount by which the carrying value exceeds the estimated fair value. Estimated fair values are calculated based on the following information, (i) recent third party estimates of market value, (ii) market prices for comparable properties, or (iii) the present value of future cash flows. During the years ended December 31, 2021, 2020 and 2019 we did not record any loss on asset impairment.

When we classify properties as held for sale, we discontinue the recording of depreciation expense and estimate their fair value less costs to sell. If we determine that the carrying value for these properties exceed their estimated fair value less costs to sell, we record a loss on asset impairment. As of December 31, 2021 and 2020, we did not have any properties classified as held for sale.

Certain of our real estate assets contain hazardous substances, including asbestos. We believe any asbestos in our buildings is contained in accordance with current regulations. If we remove the asbestos or renovate or demolish these properties, certain environmental regulations govern the manner in which the asbestos must be handled and removed. We do not believe that there are other environmental conditions or issues at any of our properties that have had or will have a material adverse effect on us. However, no assurances can be given that conditions or issues are not present at our properties or that costs we may be required to incur in the future to remediate contamination or comply with environmental, health and safety laws will not have a material adverse effect on our business or financial condition. As of December 31, 2021 and 2020, we did not have any accrued environmental remediation costs.

Cash and Cash Equivalents. Our cash and cash equivalents consist of cash maintained in time deposits, depository accounts and money market accounts. We regularly monitor the credit ratings of the financial institutions holding our deposits to minimize our exposure to credit risk. Throughout the year, we have cash balances in excess of federally insured limits deposited with various financial institutions. We do not believe we are exposed to any significant credit risk on cash and cash equivalents.

Restricted Cash. Restricted cash consisted of amounts escrowed for future real estate taxes, insurance, leasing costs, capital expenditures and debt service, as required by our mortgage debt, as well as security deposits paid to us by some of our tenants.

EQUITY COMMONWEALTH

NOTES TO CONSOLIDATED FINANCIAL STATEMENTS (Continued)

Other Assets, Net. Other assets consist principally of deferred leasing costs, capitalized lease incentives and prepaid property operating expenses. Deferred leasing costs are amortized on a straight-line basis over the terms of the respective leases. Capitalized lease incentives are amortized on a straight-line basis against rental income over the terms of the respective leases.

Revenue Recognition. Rental revenue from operating leases, which includes rent concessions (including free rent and other lease incentives) and scheduled increases in rental rates during the lease term, is recognized on a straight-line basis over the life of the lease agreements. We defer the recognition of contingent rental income, such as percentage rents, until the specific targets that trigger the contingent rental income are achieved. Rental revenue also includes property level operating expenses reimbursed by our tenants, as well as other incidental revenues, which are recorded as expenses are incurred.

Lessee Lease Classification. We classify leases as either finance or operating in accordance with FASB Topic 842, Leases. This classification determines whether the related expense is recognized based on an effective interest method for finance leases or on a straight-line basis over its life for operating leases. Additionally, lessees are required to record a right-of-use asset and lease liability for all leases with a term greater than 12 months. We have made an accounting policy election as permitted under ASC 842 to forgo recognition of a right-of-use asset and lease liability for short-term leases of less than 12 months.

Earnings Per Common Share. Earnings per common share, or EPS, is computed using the weighted average number of common shares outstanding during the period. Diluted EPS reflects the potential dilution that could occur if our series D convertible preferred shares, our restricted share units, or RSUs, or beneficial interests in the Operating Trust, or LTIP Units, were converted into our common shares, which could result in a lower EPS amount. The effect of our series D convertible preferred shares on net income attributable to common shareholders is anti-dilutive for the year ended December 31, 2021 and dilutive for the years ended December 31, 2020 and 2019.

Reclassifications. Reclassifications have been made to the prior years' financial statements and notes to conform to the current year's presentation.

Legal Matters. We are or may become a party to various legal proceedings. We are not currently involved in any litigation nor, to our knowledge, is any litigation threatened against us where the outcome would, in our judgment based on information currently available to us, have a material adverse effect on the Company.

Income Taxes. We are a REIT under the Internal Revenue Code of 1986, as amended, and are generally not subject to federal and state income taxes provided we distribute our taxable income to our shareholders and meet other requirements for qualifying as a REIT. We are also subject to certain state and local taxes without regard to our REIT status.

The Income Taxes Topic of the FASB ASC prescribes how we should recognize, measure and present in our financial statements uncertain tax positions that have been taken or are expected to be taken in a tax return. Deferred tax assets are recognized to the extent that it is "more likely than not" that a particular tax position will be sustained upon examination or audit. To the extent the "more likely than not" standard has been satisfied, the benefit associated with a tax position is measured as the largest amount that has a greater than 50% likelihood of being realized upon settlement. We classify interest and penalties related to uncertain tax positions, if any, in our financial statements as a component of general and administrative expense.

Use of Estimates. Preparation of these financial statements in conformity with U.S. generally accepted accounting principles, or GAAP, requires us to make estimates and assumptions that may affect the amounts reported in these financial statements and related notes. The actual results could differ from these estimates.

New Accounting Pronouncements. In February 2016, the FASB issued ASU 2016-02, Leases (Topic 842), which sets out the principles for the recognition, measurement, presentation and disclosure of leases for both parties to a contract (i.e., lessees and lessors). We adopted ASU 2016-02 and the related amendments on January 1, 2019, and the adoption did not have a material impact to our financial statements. Certain reclassifications were made to conform the prior period to our presentation of the condensed consolidated statements of operations as a result of adopting ASU 2016-02. Amounts that were previously disclosed as "Tenant reimbursements and other income" are now included in "Rental revenue" and are no longer presented as a separate line item. Parking revenues that do not represent components of leases and were previously disclosed as "Rental income" are now included in "Other revenue." Subsequent to January 1, 2019, provisions for credit losses are included in "Rental revenue." Provisions for credit losses prior to January 1, 2019 were disclosed as "Operating expenses" and were not reclassified to conform prior periods to the current presentation.

EQUITY COMMONWEALTH

NOTES TO CONSOLIDATED FINANCIAL STATEMENTS (Continued)

Note 3. Real Estate Properties

Acquisitions and Expenditures

We did not make any acquisitions during the years ended December 31, 2021, 2020 or 2019.

During the years ended December 31, 2021, 2020, and 2019, we made improvements, excluding tenant-funded improvements, to our properties totaling \$6.3 million, \$11.6 million and \$13.9 million, respectively.

We committed \$4.6 million for expenditures related to 0.1 million square feet of leases executed during 2021. Committed but unspent tenant related obligations are leasing commissions and tenant improvements. Based on existing leases as of December 31, 2021, committed but unspent tenant related obligations were \$6.7 million.

Property Dispositions:

We did not sell any properties during the year ended December 31, 2021.

During the year ended December 31, 2020, we sold the following properties, which did not represent strategic shifts under ASC Topic 2015 (dollars in thousands):

Property	Date Sold	Number of Properties	Number of Buildings	Square Footage	Gross Sale Price(1)	Gain on Sale
109 Brookline Avenue	February 2020	1	1	285,556	\$ 270,000	\$225,190
333 108th Avenue NE(2)	March 2020	1	1	435,406	401,500	194,662
Georgetown-Green and Harris Buildings	May 2020	1	2	240,475	85,000	24,916
		<u>3</u>	<u>4</u>	<u>961,437</u>	<u>\$ 756,500</u>	<u>\$444,768</u>

- (1) Gross sale price is before transfer taxes and credits, such as capital costs, contractual lease costs and rent abatements.
- (2) The sale represents an individually significant disposition. The operating results of this property are included in continuing operations for all periods presented through the date of sale. Net (loss) income related to this property was \$(14,000), \$193.4 million, of which \$194.7 million related to the gain on sale, and \$14.2 million for the years ended December 31, 2021, 2020 and 2019, respectively.

During the year ended December 31, 2019, we sold the following properties, which did not represent strategic shifts under ASC Topic 2015 (dollars in thousands):

Property	Date Sold	Number of Properties	Number of Buildings	Square Footage	Gross Sale Price(1)	Gain on Sale
1735 Market Street(2)	March 2019	1	1	1,286,936	\$ 451,600	\$192,985
600 108th Avenue NE(3)	April 2019	1	1	254,510	195,000	149,009
Research Park(4)	June 2019	1	4	1,110,007	165,500	78,158
		<u>3</u>	<u>6</u>	<u>2,651,453</u>	<u>\$ 812,100</u>	<u>\$420,152</u>

- (1) Gross sale price is before transfer taxes and credits, such as capital costs, contractual lease costs and rent abatements.
- (2) Certain of our subsidiaries sold 100.0% of the equity interests in the fee simple owner of this property. The sale represents an individually significant disposition. The operating results of this property are included in continuing operations for all periods presented through the date of sale. Net (loss) income related to this property was \$(41,000), \$0.1 million and \$197.5 million, of which \$193.0 million related to the gain on sale, for the years ended December 31, 2021, 2020 and 2019 respectively.
- (3) The property includes an office building and additional development rights.
- (4) There was consideration of \$2.0 million being held in escrow related to the sale of this property. In June 2020, these proceeds were released to the Company, and we recorded an additional \$2.0 million gain on the sale for the year ended December 31, 2020.

EQUITY COMMONWEALTH

NOTES TO CONSOLIDATED FINANCIAL STATEMENTS (Continued)

Lease Payments

Our real estate properties are generally leased on gross lease and modified gross lease bases pursuant to non-cancelable, fixed term operating leases expiring between 2022 and 2035. These gross leases and modified gross leases require us to pay all or some property operating expenses and to provide all or some property management services. A portion of these property operating expenses are reimbursed by the tenants.

The FASB has issued additional guidance for companies to account for any COVID-19 related rent concessions in the form of FASB staff and board members' remarks at the April 8, 2020 public meeting and the FASB staff question-and-answer document issued on April 10, 2020. We have elected the practical expedient to account for COVID-19 related rent concessions as if they were part of the enforceable rights and obligations of the parties under the existing lease contract. This policy has been elected for our lessor portfolio for any rent deferrals, and we have elected to treat the related leases as if they are unchanged. For years ended December 31, 2021 and 2020, we deferred collection of \$20,000 and \$0.3 million, respectively, of rental income on revenue that was recognized in that period.

The future minimum lease payments, excluding tenant reimbursement revenue, scheduled to be received by us during the current terms of our leases as of December 31, 2021 are as follows (in thousands):

2022	\$	36,598
2023		35,282
2024		28,645
2025		24,575
2026		20,714
Thereafter		53,575
	<u>\$</u>	<u>199,389</u>

Rental revenue consists of the following (in thousands):

	December 31,		
	2021	2020	2019
Lease payments	\$ 36,461	\$ 40,514	\$ 81,698
Variable lease payments	18,466	21,620	35,171
Rental revenue	<u>\$ 54,927</u>	<u>\$ 62,134</u>	<u>\$ 116,869</u>

Note 4. Lease Intangibles

Amortization of the lease intangibles for the years ended December 31, 2021, 2020, and 2019, is as follows (in thousands):

	Income Statement Location	December 31,		
		2021	2020	2019
Amortization of acquired in-place leases	Depreciation and amortization	\$ —	\$ —	\$ 275
Amortization of above and below market leases	Increase to rental income	—	—	117

EQUITY COMMONWEALTH

NOTES TO CONSOLIDATED FINANCIAL STATEMENTS (Continued)

Note 5. Other Assets

Deferred Leasing Costs and Capitalized Lease Incentives

The following table summarizes our deferred leasing costs and capitalized lease incentives as of December 31, 2021, and 2020 (in thousands):

	December 31,	
	2021	2020
Deferred leasing costs	\$ 20,781	\$ 21,692
Accumulated amortization	(10,387)	(10,251)
Deferred leasing costs, net	<u>\$ 10,394</u>	<u>\$ 11,441</u>
Capitalized lease incentives	\$ 2,752	\$ 2,938
Accumulated amortization	(1,446)	(1,371)
Capitalized lease incentives, net	<u>\$ 1,306</u>	<u>\$ 1,567</u>

Future amortization of deferred leasing costs, included in amortization expense, and capitalized lease incentives, included in rental revenues, to be recognized by us during the current terms of our leases as of December 31, 2021 are approximately (in thousands):

	Deferred Leasing Costs	Capitalized Lease Incentives
2022	\$ 2,714	\$ 467
2023	1,973	286
2024	1,535	155
2025	1,237	100
2026	966	97
Thereafter	1,969	201
	<u>\$ 10,394</u>	<u>\$ 1,306</u>

Note 6. Indebtedness

We have no debt outstanding as of December 31, 2021, and, as a result, we have no debt covenants. We are also no longer rated by the debt rating agencies.

Senior Unsecured Notes:

On June 28, 2019, we redeemed all \$250.0 million of our 5.875% senior unsecured notes due 2020 and recognized a loss on early extinguishment of debt of \$6.4 million for the year ended December 31, 2019 from prepayment fees, the write off of unamortized deferred financing fees and the write off of an unamortized discount.

Mortgage Notes Payable:

As of July 5, 2020, we repaid at par \$25.1 million of mortgage debt at 206 East 9th Street and recognized a gain on early extinguishment of debt of \$0.1 million for the year ended December 31, 2020 from the write off of an unamortized premium, net of prepayment fees and the write off of unamortized deferred financing fees.

Note 7. Shareholders' Equity

Common Share Issuances:

See Note 10 for information regarding equity issuances related to share-based compensation.

EQUITY COMMONWEALTH

NOTES TO CONSOLIDATED FINANCIAL STATEMENTS (Continued)

Common Share Repurchases:

On August 24, 2015, our Board of Trustees approved a common share repurchase program. On March 13, 2019, our Board of Trustees authorized the repurchase of up to \$150.0 million of our outstanding common shares over the twelve month period following the date of authorization. In March 2020, this share repurchase authorization, of which \$129.2 million was not utilized, expired. On March 10, 2020, our Board of Trustees authorized the repurchase of up to an additional \$150.0 million of our outstanding common shares over the twelve month period following the date of authorization. In March 2021, this share repurchase authorization, none of which was utilized, expired. On March 1, 2021, our Board of Trustees authorized the repurchase of up to an additional \$150.0 million of our outstanding common shares through June 30, 2022, and on December 14, 2021, our Board of Trustees authorized the repurchase of up to an additional \$150.0 million of our outstanding common shares through December 31, 2022.

During the year ended December 31, 2021, we repurchased and retired 6,735,810 of our common shares under the 2021 authorizations at a weighted average price of \$25.85 per share, for a total investment of \$174.1 million. During the year ended December 31, 2020, we repurchased and retired 711,000 of our common shares under the March 2019 authorization at a weighted average price of \$29.31 per share, for a total investment of \$20.8 million. During the year ended December 31, 2019, we did not repurchase any common shares under our common share repurchase program. The share repurchases in 2020 and 2019 discussed in this paragraph were completed prior to the special, one-time cash distributions in each of those years, which were in the amount of \$3.50 and \$3.50 per common share/unit paid on October 20, 2020 and October 23, 2019, respectively. As of December 31, 2021, we have \$125.9 million of remaining authorization available under our share repurchase program.

During the years ended December 31, 2021, 2020 and 2019, certain of our employees and former employees surrendered 245,560, 184,068 and 168,327 common shares owned by them, respectively, to satisfy their statutory tax withholding obligations in connection with the vesting of such common shares pursuant to our equity compensation plans.

Common Share and Unit Distributions:

On September 16, 2020 our Board of Trustees declared a special, one-time cash distribution of \$3.50 per common share/unit to shareholders/unitholders of record on October 1, 2020. On October 20, 2020, we paid this distribution to such shareholders/unitholders in the aggregate amount of \$426.7 million. In February 2021, the number of earned awards for recipients of the Company's restricted stock units granted in 2018 was determined. Pursuant to the terms of such awards, we paid a one-time catch-up cash distribution to these recipients in the aggregate amount of \$6.0 million for distributions to common shareholders and unitholders declared by our Board of Trustees during such awards' performance measurement period.

On September 24, 2019, our Board of Trustees declared a special, one-time cash distribution of \$3.50 per common share/unit to shareholders/unitholders of record on October 7, 2019. On October 23, 2019, we paid this distribution to such shareholders/unitholders in the aggregate amount of \$427.7 million. In February 2020, the number of earned awards for recipients of the Company's restricted stock units and market-based LTIP Units granted in 2017 was determined. Pursuant to the terms of such awards, we paid a one-time catch-up cash distribution to these recipients in the aggregate amount of \$2.9 million for distributions to common shareholders and unitholders declared by our Board of Trustees during such awards' performance measurement period.

The following characterizes distributions paid per common share for the years ended December 31, 2021, 2020, and 2019:

	Year Ended December 31,		
	2021	2020	2019
Ordinary income	— %	0.15 %	50.30 %
Return of capital	— %	— %	— %
Capital gain(1)	— %	82.60 %	46.90 %
Unrecaptured Section 1250 gain	— %	17.25 %	2.80 %
	— %	100.00 %	100.00 %

EQUITY COMMONWEALTH

NOTES TO CONSOLIDATED FINANCIAL STATEMENTS (Continued)

- (1) The 2020 capital gain distribution amounts are comprised entirely of long-term capital gain determined under Section 1231 of the Code, which amounts are excluded from Section 1061 of the Code. Accordingly, for purposes of Section 1061 of the Code and the Treasury Regulations thereunder, the Company makes the following disclosures that the "One Year Amounts Disclosure" and the "Three Year Amounts Disclosure" are \$0.

Series D Preferred Shares:

Each of our 4,915,196 series D cumulative convertible preferred shares accrue dividends of \$1.625, or 6.50% per annum of the liquidation amount, payable in equal quarterly payments. Our series D preferred shares are convertible, at the holder's option, into our common shares at a conversion rate of 0.6585 common shares per series D preferred share, which is equivalent to a conversion price of \$37.97 per common share, or 3,236,657 additional common shares at December 31, 2021. The conversion rate changed from 0.5813 to 0.6585 common shares per series D preferred share effective October 2, 2020 as a result of the common share distribution declared by our Board of Trustees in 2020. The conversion rate changed from 0.5215 to 0.5813 common shares per series D preferred share effective October 8, 2019 as a result of the common share distribution declared by our Board of Trustees in 2019.

If our common shares trade at or above the then applicable conversion price, we may, at our option, convert some or all of the series D preferred shares into common shares at the then applicable conversion rate. If a fundamental change occurs, which generally will be deemed to occur upon a change in control or a termination of trading of our common shares (or other equity securities into which our series D preferred shares are then convertible), holders of our series D preferred shares will have a special right to convert their series D preferred shares into a number of our common shares per \$25.00 liquidation preference, plus accrued and unpaid distributions, divided by 98% of the average closing market price of our common shares for a specified period before such event is effective, unless we exercise our right to repurchase these series D preferred shares for cash, at a purchase price equal to 100% of their liquidation preference, plus accrued and unpaid distributions. The issuance of a large number of common shares as a result of the exercise of this conversion right after a fundamental change may have a dilutive effect on net income attributable to Equity Commonwealth common shareholders per share for future periods. As of December 31, 2021, we had 4,915,196 outstanding series D preferred shares that were convertible into 3,236,657 of our common shares.

Preferred Share Distributions:

Under our governing documents and Maryland law, distributions to our shareholders are to be authorized and declared by our Board of Trustees. In 2021, our Board of Trustees declared distributions on our series D preferred shares to date as follows:

Declaration Date	Record Date	Payment Date	Dividend Per Share
January 11, 2021	January 28, 2021	February 16, 2021	\$ 0.40625
April 9, 2021	April 29, 2021	May 17, 2021	\$ 0.40625
July 6, 2021	July 30, 2021	August 16, 2021	\$ 0.40625
October 7, 2021	October 29, 2021	November 15, 2021	\$ 0.40625

EQUITY COMMONWEALTH

NOTES TO CONSOLIDATED FINANCIAL STATEMENTS (Continued)

The following characterizes distributions paid per preferred share for the years ended December 31, 2021, 2020, and 2019:

	Year Ended December 31,		
	2021	2020	2019
Ordinary income	— %	0.15 %	50.30 %
Return of capital	100.00 %	— %	— %
Capital gain ⁽¹⁾	— %	82.60 %	46.90 %
Unrecaptured Section 1250 gain	— %	17.25 %	2.80 %
	<u>100.0 %</u>	<u>100.0 %</u>	<u>100.00 %</u>

- (1) The 2020 capital gain distribution amounts are comprised entirely of long-term capital gain determined under Section 1231 of the Code, which amounts are excluded from Section 1061 of the Code. Accordingly, for purposes of Section 1061 of the Code and the Treasury Regulations thereunder, the Company makes the following disclosures that the "One Year Amounts Disclosure" and the "Three Year Amounts Disclosure" are \$0.

Note 8. Noncontrolling Interest

Noncontrolling interest represents the portion of the OP units not beneficially owned by the Company. The ownership of an OP Unit and a common share of beneficial interest have essentially the same economic characteristics. Distributions with respect to OP Units will generally mirror distributions with respect to the Company's common shares. Unitholders (other than the Company) generally have the right, commencing six months from the date of issuance of such OP Units, to cause the Operating Trust to redeem their OP Units in exchange for cash or, at the option of the Company, common shares of the Company on a one-for-one basis. As sole trustee, the Company has the sole discretion to elect whether the redemption right will be satisfied by the Company in cash or the Company's common shares. As a result, the Noncontrolling interest is classified as permanent equity. As of December 31, 2021, the portion of the Operating Trust not beneficially owned by the Company is in the form of OP Units and LTIP Units (see Note 10 for a description of LTIP Units). LTIP Units may be subject to additional vesting requirements.

The following table presents the changes in Equity Commonwealth's issued and outstanding common shares and units for the year ended December 31, 2021:

	Common Shares	OP Units and LTIP Units	Total
Outstanding at January 1, 2021	121,522,555	243,516	121,766,071
Repurchase and surrender of shares	(6,981,370)	—	(6,981,370)
Share-based compensation grants and vesting, net of forfeitures	664,633	3,701	668,334
Outstanding at December 31, 2021	<u>115,205,818</u>	<u>247,217</u>	<u>115,453,035</u>
Noncontrolling ownership interest in the Operating Trust			<u>0.21 %</u>

The carrying value of the Noncontrolling interest is allocated based on the number of OP Units and LTIP Units in proportion to the number of OP Units and LTIP Units plus the number of common shares. We adjust the Noncontrolling interest balance at the end of each period to reflect the noncontrolling partners' interest in the net assets of the Operating Trust. Net income is allocated to the Noncontrolling interest in the Operating Trust based on the weighted average ownership percentage during the period. Equity Commonwealth's weighted average ownership interest in the Operating Trust was 99.80%, 99.82% and 99.96%, respectively, for the years ended December 31, 2021, 2020 and 2019.

EQUITY COMMONWEALTH

NOTES TO CONSOLIDATED FINANCIAL STATEMENTS (Continued)

Note 9. Income Taxes

Our provision for income taxes consists of the following (in thousands):

	Year Ended December 31,		
	2021	2020	2019
Current:			
State and local	\$ (120)	\$ (248)	\$ (284)
Deferred:			
State and local	—	—	(1,000)
Income tax expense	<u>\$ (120)</u>	<u>\$ (248)</u>	<u>\$ (1,284)</u>

The tax expense recorded is primarily the result of the taxable gains from sales of properties. During the years ended December 31, 2021, 2020 and 2019, we recorded benefit (expense) of \$0.1 million, \$(0.1) million and \$(1.6) million, respectively, related to uncertain tax positions, as part of our income tax provision.

A reconciliation of our effective tax rate and the U.S. Federal statutory income tax rate is as follows:

	Year Ended December 31,		
	2021	2020	2019
Taxes at statutory U.S. federal income tax rate	21.00 %	21.00 %	21.00 %
Dividends paid deduction and net operating loss utilization	(21.00)%	(21.00)%	(21.00)%
Federal taxes on built-in gain	— %	— %	— %
State and local income taxes	(0.74)%	0.05 %	0.26 %
Effective tax rate	<u>(0.74)%</u>	<u>0.05 %</u>	<u>0.26 %</u>

At December 31, 2021 and 2020, we had federal net operating loss, or NOL, carryforwards of \$29 million and \$18 million, respectively. These amounts can be used to offset future taxable income, if any. The REIT will be entitled to utilize NOL carryforwards only to the extent that REIT taxable income exceeds our deduction for dividends paid. NOLs arising in taxable years ending before January 1, 2018 can generally be carried forward 20 years, with no carryforward limitation on NOLs generated after that date. NOL carryforwards of \$18 million expire in 2037 and NOL carryforwards of \$11 million never expire.

Note 10. Share-Based Compensation

Equity Commonwealth 2015 Omnibus Incentive Plan (2015 Incentive Plan)

On June 16, 2015, at our 2015 annual meeting of shareholders, our shareholders approved the 2015 Incentive Plan. The 2015 Incentive Plan replaced the Equity Commonwealth 2012 Equity Compensation Plan (as amended, the 2012 Plan). The Board of Trustees approved the 2015 Incentive Plan, subject to shareholder approval, on March 18, 2015 (the Effective Date). On January 26, 2016, the Board of Trustees approved an amendment to the 2015 Incentive Plan to allow the Compensation Committee (Committee) to authorize in an award agreement a transfer of all or a part of certain equity awards not for value to a “family member” (as defined in the 2015 Incentive Plan). At our annual meeting of shareholders on June 20, 2019, our shareholders approved an amendment to the 2015 Incentive Plan to increase the number of common shares of beneficial interest authorized thereunder by 2,500,000 (hereafter, as amended, the 2015 Incentive Plan). The following description of certain terms of the 2015 Incentive Plan is qualified in all respects by the terms of the 2015 Incentive Plan.

Eligibility. Awards may be granted under the 2015 Incentive Plan to employees, officers and non-employee directors of the Company, its subsidiaries or its affiliates, or consultants and advisors (who are natural persons) providing services to the Company, its subsidiaries or its affiliates, or any other person whose participation in the 2015 Incentive Plan is determined by the Committee to be in the best interests of the Company.

EQUITY COMMONWEALTH

NOTES TO CONSOLIDATED FINANCIAL STATEMENTS (Continued)

Term. The 2015 Incentive Plan terminates automatically ten years after the Effective Date, unless it is terminated earlier by the Board of Trustees.

Shares Available for Issuance. Subject to adjustment as provided in the 2015 Incentive Plan, the maximum number of common shares of the Company that are available for issuance under the 2015 Incentive Plan is 5,750,000 shares.

Awards. The following types of awards may be made under the 2015 Incentive Plan, subject to limitations set forth in the 2015 Incentive Plan:

- Stock options;
- Stock appreciation rights;
- Restricted stock;
- Restricted stock units;
- Unrestricted stock;
- Dividend equivalent rights;
- Performance shares and other performance-based awards;
- Limited partnership interests in any partnership entity through which the Company may conduct its business in the future;
- Other equity-based awards; and
- Cash bonus awards.

Recipients of the Company's restricted shares have the same voting rights as any other common shareholder. During the period of restriction, holders of unvested restricted shares are eligible to receive dividend payments on their shares at the same rate and on the same date as any other common shareholder. The restricted shares are service based awards and vest over a service period determined by the Committee.

Recipients of the Company's restricted stock units, or RSUs, are entitled to receive dividends with respect to the common shares underlying the RSUs if and when the RSUs are earned, at which time the recipient will be entitled to receive an amount in cash equal to the aggregate amount of cash dividends that would have been paid in respect to the common shares underlying the recipient's earned RSUs had such common shares been issued to the recipient on the first day of the performance period. To the extent that an award does not vest, the dividends related to unvested RSUs will be forfeited. The RSUs are market-based awards with a service condition and recipients may earn RSUs based on the Company's total shareholder return, or TSR, relative to the TSRs of the companies that comprise the Nareit Office Index over a three-year performance period. Following the end of the three-year performance period, the number of earned awards will be determined. The earned awards vest in two tranches with 50% of the earned award vesting following the end of the performance period on the date the Committee determines the level of achievement of the performance metric and the remaining 50% of the earned award vesting approximately one year thereafter, subject to the grant recipient's continued employment. Compensation expense for the RSUs is determined using a Monte Carlo simulation model and is recognized ratably from the grant date to the vesting date of each tranche.

LTIP Units are a class of beneficial interests in the Operating Trust that may be issued to employees, officers or trustees of the Operating Trust, the Company or their subsidiaries, or LTIP Units. Time-based LTIP Units have the same general characteristics as restricted shares and market-based LTIP Units have the same general characteristics as RSUs. Each LTIP Unit will convert automatically into an OP Unit on a one-for-one basis when the LTIP Unit becomes vested and its capital account is equalized with the per-unit capital account of the OP Units. Holders of LTIP Units generally will be entitled to receive the same per-unit distributions as the other outstanding OP Units in the Operating Trust, except that market-based LTIP Units will not participate in distributions until expiration of the applicable performance period, at which time any earned market-based LTIP Units generally will become entitled to receive a catch-up distribution for the periods prior to such time.

Administration. The 2015 Incentive Plan will be administered by the Committee, which will determine all terms and recipients of awards under the 2015 Incentive Plan.

EQUITY COMMONWEALTH

NOTES TO CONSOLIDATED FINANCIAL STATEMENTS (Continued)

2021 Equity Award Activity

On January 25, 2021, the Committee approved grants in the aggregate amount of 122,466 restricted shares and 248,646 RSUs at target (619,750 RSUs at maximum) to the Company's officers, certain employees, and to Mr. Zell, the Chairman of our Board of Trustees, as part of their compensation for fiscal year 2020. The restricted shares were valued at \$28.25 per share, the closing price of our common shares on the NYSE on the grant date.

On June 23, 2021, in accordance with the Company's compensation plan for independent Trustees, the Committee awarded each of the six independent Trustees \$0.1 million in restricted shares or time-based LTIP Units as part of their compensation for the 2021-2022 year of service on the Board of Trustees. These awards equated to 3,701 shares or time-based LTIP Units per Trustee, for a total of 18,505 shares and 3,701 time-based LTIP Units, valued at \$27.02 per share and unit, the closing price of our common shares on the New York Stock Exchange, or NYSE, on that day. These shares and time-based LTIP Units vest one year after the date of the award, on June 23, 2022.

During the year ended December 31, 2021, 523,662 RSUs vested, and, as a result, we issued 523,662 common shares, prior to certain employees surrendering their common shares to satisfy tax withholding obligations (see Note 7). Additionally, 81,434 market-based LTIP Units vested and converted into OP Units (see Note 8).

2020 Equity Award Activity

On January 27, 2020, the Committee approved grants in the aggregate amount of 20,116 time-based LTIP Units, 40,841 market-based LTIP Units at target (101,796 market-based LTIP Units at maximum), 85,058 restricted shares and 172,697 RSUs at target (430,447 RSUs at maximum) to the Company's officers, certain employees and to Mr. Zell, the Chairman of our Board of Trustees, as part of their compensation for fiscal year 2019. The restricted shares and time-based LTIP Units were valued at \$32.81 per share and per unit, the closing price of our common shares on the NYSE on that day.

On June 23, 2020, in accordance with the Company's compensation plan for independent Trustees, the Committee awarded each of the then nine independent Trustees \$0.1 million in restricted shares or time-based LTIP Units as part of their compensation for the 2020-2021 year of service on the Board of Trustees. These awards equated to 3,184 shares or time-based LTIP Units per Trustee, for a total of 19,104 shares and 9,552 time-based LTIP Units, valued at \$31.41 per share and unit, the closing price of our common shares on the NYSE on that day. These shares and time-based LTIP Units vested on June 23, 2021.

On September 16, 2020, following the resignation of one of our then-existing nine independent trustees, our Board of Trustees appointed a new independent Trustee. In accordance with the Company's compensation plan for independent Trustees, the Committee awarded this Trustee \$0.1 million in restricted shares as part of her prorated compensation for the 2020-2021 year of service on the Board of Trustees. This award equated to 2,526 shares valued at \$30.39 per share, the closing price of our common shares on the NYSE on that day. These shares vested on June 23, 2021.

During the year ended December 31, 2020, 388,615 RSUs vested, and, as a result, we issued 388,615 common shares, prior to certain employees surrendering their common shares to satisfy tax withholding obligations (see Note 7). Additionally, 84,754 market-based LTIP Units vested and converted into OP Units (see Note 8).

2019 Equity Award Activity

On January 29, 2019, the Committee approved a grant of 112,359 restricted shares and 228,128 RSUs at target (568,609 RSUs at maximum) to the Company's officers, certain employees and to Mr. Zell, the Chairman of our Board of Trustees, as part of their compensation for fiscal year 2018. The restricted shares granted on January 29, 2019 were valued at \$31.77 per share, the closing price of our common shares on the NYSE on that day.

On June 20, 2019, in accordance with the Company's compensation plan for independent Trustees, the Committee awarded each of the nine independent Trustees \$0.1 million in restricted shares or time-based LTIP Units as part of their compensation for the 2019-2020 year of service on the Board of Trustees. These awards equated to 2,940 shares or time-based LTIP Units per Trustee, for a total of 23,520 shares and 2,940 time-based LTIP Units, valued at \$34.01 per share and unit, the

EQUITY COMMONWEALTH

NOTES TO CONSOLIDATED FINANCIAL STATEMENTS (Continued)

closing price of our common shares on the NYSE on that day. These shares and time-based LTIP Units vested on June 20, 2020.

During the year ended December 31, 2019, 384,811 RSUs vested, and, as a result, we issued 384,811 common shares, prior to certain employees surrendering their common shares to satisfy statutory tax withholding obligations (see Note 7).

Outstanding Equity Awards

The table below presents a summary of restricted share, RSU and LTIP Unit activity for the years ended December 31, 2021, 2020 and 2019:

	Number of Restricted Shares and Time-Based LTIP Units	Weighted Average Grant Date Fair Value	Number of RSUs and Market- Based LTIP Units	Weighted Average Grant Date Fair Value
Outstanding at December 31, 2018	425,888	\$ 28.70	2,046,644	\$ 15.47
Granted	138,819	32.20	568,609	15.91
Vested	(164,074)	28.60	(384,811)	15.53
Not earned(1)	—	—	(225,654)	15.57
Forfeited	(319)	31.08	(1,613)	15.56
Outstanding at December 31, 2019	400,314	\$ 29.95	2,003,175	\$ 15.57
Granted	136,356	32.47	532,243	16.12
Vested	(149,103)	29.65	(473,369)	15.79
Not earned(1)	—	—	(97,131)	15.97
Forfeited(2)	(1,879)	31.41	—	—
Outstanding at December 31, 2020	385,688	\$ 31.52	1,964,918	\$ 15.65
Granted	144,672	28.06	619,750	15.19
Vested	(188,990)	30.99	(605,096)	15.31
Not earned(1)	—	—	—	—
Forfeited	—	—	—	—
Outstanding at December 31, 2021	<u>341,370</u>	\$ 30.35	<u>1,979,572</u>	\$ 15.61

- (1) The table presents the maximum number of shares issued or issuable from outstanding equity awards. RSUs and market-based LTIP Units not earned are the shares market-based award recipients do not receive based on the performance measurement completed at the end of the performance period.
- (2) Restricted shares forfeited as a result of a resignation of an independent Trustee in November 2020.

The 341,370 unvested restricted shares and time-based LTIP Units as of December 31, 2021 are scheduled to vest as follows: 134,965 shares/units in 2022, 91,181 shares/units in 2023, 62,206 shares/units in 2024 and 53,018 shares/units in 2025. As of December 31, 2021, the estimated future compensation expense for all unvested restricted shares and time-based LTIP Units was \$5.0 million. Compensation expense for the restricted share and time-based LTIP Units is being recognized on a straight-line basis over the requisite service period for each separately vesting portion of the award. The weighted average period over which the future compensation expense will be recorded for the restricted shares and time-based LTIP Units is approximately 2.3 years.

As of December 31, 2021, the estimated future compensation expense for all unvested RSUs and market-based LTIP Units was \$10.4 million. The weighted average period over which the future compensation expense will be recorded for the RSUs and market-based LTIP Units is approximately 2.1 years.

EQUITY COMMONWEALTH

NOTES TO CONSOLIDATED FINANCIAL STATEMENTS (Continued)

The assumptions and fair values for the RSUs and market-based LTIP Units granted for the years ended December 31, 2021, 2020 and 2019 are included in the following table on a per share and unit basis.

	2021	2020	2019
Fair value of RSUs and market-based LTIP Units granted at the target amount	\$ 37.87	\$ 40.17	\$ 39.65
Fair value of RSUs and market-based LTIP Units granted at the maximum amount	\$ 15.19	\$ 16.12	\$ 15.91
Expected term (years)	4	4	4
Expected volatility	16.99 %	12.39 %	13.98 %
Expected dividend yield	— %	— %	— %
Risk-free rate	0.17 %	1.41 %	2.52 %

During the years ended December 31, 2021, 2020 and 2019, we recorded \$15.4 million, \$13.2 million and \$14.4 million, respectively, of compensation expense, net of forfeitures, in general and administrative expense for grants to our Trustees, officers, eligible consultants and employees related to our equity compensation plans. Compensation expense recorded during the years ended December 31, 2021, 2020 and 2019 includes \$3.5 million, \$17,000 and \$0.8 million, respectively, of accelerated vesting due to staffing reductions. Forfeitures are recognized as they occur. At December 31, 2021, 1,526,730 shares/units remain available for issuance under the 2015 Incentive Plan.

Note 11. Defined Contribution Plan

We have a defined contribution plan that covers employees meeting eligibility requirements. We match 100% of the first 3% of compensation that an employee elects to defer plus 50% of compensation that an employee elects to defer exceeding 3% but not exceeding 5%, subject to a maximum of \$8,000. The Company's matching contribution vests immediately. The Company's contributions were \$0.2 million, \$0.2 million and \$0.2 million for the years ended December 31, 2021, 2020 and 2019, respectively.

Note 12. Fair Value of Assets and Liabilities

As of December 31, 2021 and 2020, we do not have any assets or liabilities measured at fair value.

Financial Instruments

Our financial instruments include our cash and cash equivalents. At December 31, 2021 and 2020, the fair value of these financial instruments was not different from their carrying values.

Other financial instruments that potentially subject us to concentrations of credit risk consist principally of rents receivable. As of December 31, 2021, no single tenant of ours is responsible for more than 10% of our consolidated revenues.

EQUITY COMMONWEALTH

NOTES TO CONSOLIDATED FINANCIAL STATEMENTS (Continued)

Note 13. Earnings Per Common Share

The following table sets forth the computation of basic and diluted earnings per share (amounts in thousands except per share amounts):

	Year Ended December 31,		
	2021	2020	2019
Numerator for earnings per common share - basic:			
Net (loss) income	\$ (16,429)	\$ 452,093	\$ 492,866
Net loss (income) attributable to noncontrolling interest	33	(799)	(186)
Preferred distributions	(7,988)	(7,988)	(7,988)
Numerator for net (loss) income per share - basic	<u>\$ (24,384)</u>	<u>\$ 443,306</u>	<u>\$ 484,692</u>
Numerator for earnings per common share - diluted:			
Net (loss) income	\$ (16,429)	\$ 452,093	\$ 492,866
Net loss (income) attributable to noncontrolling interest	33	(799)	(186)
Preferred distributions	(7,988)	—	—
Numerator for net (loss) income per share - diluted	<u>\$ (24,384)</u>	<u>\$ 451,294</u>	<u>\$ 492,680</u>
Denominator for earnings per common share - basic and diluted:			
Weighted average number of common shares outstanding - basic(1)	121,411	121,786	122,091
RSUs(2)	—	1,508	1,138
LTIP Units(3)	—	75	174
Series D preferred shares; 6.50% cumulative convertible	—	3,237	2,857
Weighted average number of common shares outstanding - diluted	<u>121,411</u>	<u>126,606</u>	<u>126,260</u>
Net (loss) income per common share attributable to Equity Commonwealth common shareholders:			
Basic	<u>\$ (0.20)</u>	<u>\$ 3.64</u>	<u>\$ 3.97</u>
Diluted	<u>\$ (0.20)</u>	<u>\$ 3.56</u>	<u>\$ 3.90</u>
Anti-dilutive securities(4):			
Effect of Series D preferred shares; 6.50% cumulative convertible	3,237	—	—
Effect of RSUs(2)	549	—	—
Effect of LTIP Units	84	119	33
Effect of OP Units(5)	208	102	14

- (1) The years ended December 31, 2021, 2020 and 2019, include 256, 157, and 210 weighted-average, unvested, earned RSUs, respectively.
- (2) Represents the weighted-average number of common shares that would have been issued if the year-end was the measurement date for unvested, unearned RSUs.
- (3) Represents the weighted-average dilutive shares issuable from LTIP Units if the year-end was the measurement date for the periods shown.
- (4) The Series D preferred shares are excluded from the diluted earnings per share calculation for the year ended December 31, 2021 because including the Series D preferred shares would also require that the preferred distributions be added back to net income, resulting in anti-dilution. The RSUs and market-based LTIP Units are excluded from the diluted earnings per share calculation for the year ended December 31, 2021, because including them results in anti-dilution.

EQUITY COMMONWEALTH

NOTES TO CONSOLIDATED FINANCIAL STATEMENTS (Continued)

(5) Beneficial interests in the Operating Trust.

Note 14. Segment Information

Our primary business is the ownership and operation of office properties, and we currently have one reportable segment. One hundred percent of our revenues for the year ended December 31, 2021 were from office properties.

Note 15. Related Person Transactions

The following discussion includes a description of our related person transactions for the years ended December 31, 2021, 2020 and 2019.

Two North Riverside Plaza Joint Venture Limited Partnership: We entered into a lease on July 20, 2015 with Two North Riverside Plaza Joint Venture Limited Partnership, an entity associated with Mr. Zell, our Chairman, to occupy office space on the twentieth and twenty-first floors of Two North Riverside Plaza in Chicago, Illinois (20th/21st Floor Office Lease). The initial term of the lease was approximately five years, expiring on December 31, 2020. We made improvements to the office space utilizing the \$0.7 million tenant improvement allowance pursuant to the lease. In connection with the 20th/21st Floor Office Lease, we also had a storage lease with Two North Riverside Plaza Joint Venture Limited Partnership for storage space in the basement of Two North Riverside Plaza. We terminated the storage lease, effective August 31, 2020.

In December 2020, we entered into an amendment to the 20th/21st Floor Office Lease extending the lease term for one year, through December 31, 2021, with no renewal options. The lease payment for the extended term was \$0.3 million. In December 2021, we entered into a second amendment to the 20th/21st Floor Office Lease extending the lease term for one year, through December 31, 2022, with no renewal options. The lease payment for the second extended term is \$0.4 million.

During the years ended December 31, 2021, 2020 and 2019, we recognized expense of \$0.3 million, \$0.9 million and \$0.9 million, respectively, pursuant to the 20th/21st Floor Office Lease and the related storage lease. The future minimum lease payments scheduled to be paid by us during the term of this lease as of December 31, 2021 are \$0.4 million in 2022. As of December 31, 2021 and 2020, we did not have any amounts due to Two North Riverside Plaza Joint Venture Limited Partnership pursuant to the 20th/21st Floor Office Lease.

Note 16. Subsequent Events

Preferred Share Distribution

On January 11, 2022, we announced that our Board of Trustees declared a dividend of \$0.40625 per series D preferred share, which will be paid on February 15, 2022 to shareholders of record on January 28, 2022.

Common Share Repurchases

From January 1, 2022 through February 8, 2022, we repurchased 2,202,866 of our common shares under the December 2021 authorization, at a weighted average price of \$25.78 per share, for a total investment of \$56.8 million. In total, we have repurchased 8,938,676 of our common shares at a weighted average price of \$25.84 per share through February 8, 2022 under the March 1, 2021 authorization and December 14, 2021 authorization and have \$69.1 million of remaining authorization available under our share repurchase program.

EQUITY COMMONWEALTH
SCHEDULE III
REAL ESTATE AND ACCUMULATED DEPRECIATION

December 31, 2021

(dollars in thousands)

Property	City	State	Initial Cost to Company			Cost Amount Carried at Close of Period						Original Construction Date
			Land	Buildings and Improvements	Costs Capitalized Subsequent to Acquisition, Net	Impairment/Write Downs	Land	Buildings and Improvements	Total(1)	Accumulated Depreciation(2)	Date Acquired	
1225 Seventeenth Street	Denver	CO	\$ 22,400	\$ 110,090	\$ 46,692	\$ (3,349)	\$ 22,400	\$ 153,433	\$ 175,833	\$ 52,749	6/24/2009	1982
1250 H Street, NW	Washington	DC	5,975	53,778	19,333	(3,537)	5,975	69,574	75,549	38,762	6/23/1998	1992
206 East 9th Street	Austin	TX	7,900	38,533	6,967	(1,501)	7,900	43,999	51,899	11,073	5/31/2012	1984
Bridgepoint Square	Austin	TX	7,785	70,526	28,160	(3,650)	7,785	95,036	102,821	53,855	12/5/1997	1986;1996; 1997
			<u>\$ 44,060</u>	<u>\$ 272,927</u>	<u>\$ 101,152</u>	<u>\$ (12,037)</u>	<u>\$ 44,060</u>	<u>\$ 362,042</u>	<u>\$ 406,102</u>	<u>\$ 156,439</u>		

EQUITY COMMONWEALTH
SCHEDULE III
REAL ESTATE AND ACCUMULATED DEPRECIATION
December 31, 2021
(dollars in thousands)

Analysis of the carrying amount of real estate properties and accumulated depreciation:

	Real Estate Properties	Accumulated Depreciation
Balance at January 1, 2019	\$ 1,139,642	\$ 375,968
Additions	13,895	22,697
Disposals	(491,416)	(195,965)
Balance at December 31, 2019	662,121	202,700
Additions	11,642	15,275
Disposals	(272,053)	(74,656)
Balance at December 31, 2020	401,710	143,319
Additions	6,326	15,054
Disposals	(1,934)	(1,934)
Balance at December 31, 2021	<u>\$ 406,102</u>	<u>\$ 156,439</u>

(1) Excludes value of real estate intangibles. Aggregate cost for federal income tax purposes is \$393,423.

(2) Depreciation is calculated using the straight-line method over estimated useful lives of up to 40 years for buildings and improvements and up to 12 years for personal property.

(This page has been left blank intentionally.)

(This page has been left blank intentionally.)

Board of Trustees

Sam Zell

Chairman of the Board

Ellen-Blair Chube

Trustee

Martin Edelman

Trustee

David Helfand

Trustee

Peter Linneman

Lead Independent Trustee

Mary Jane Robertson

Trustee

Gerald Spector

Trustee

James Star

Trustee

Executive Officers

David Helfand

President and Chief Executive Officer

David Weinberg

*Executive Vice President and
Chief Operating Officer*

Orrin Shifrin

*Executive Vice President,
General Counsel and Secretary*

William Griffiths

*Executive Vice President,
Chief Financial Officer and Treasurer*

Investor Contact Information

Phone: 312.646.2801

Email: ir@eqcre.com

Legal Counsel

Fried, Frank, Harris, Shriver & Jacobson LLP

Independent Auditors

Ernst & Young LLP

Transfer Agent

Equiniti Trust Company

1110 Centre Pointe Curve

Suite 101

Mendota Heights, MN 55120-4100

Phone: 855.235.0840

www.shareowneronline.com

Available Information

A copy of our 2021 Annual Report on Form 10-K including the financial statements and schedules (excluding exhibits), as filed with the Securities and Exchange Commission, can be obtained without charge through our website at www.eqcre.com or by writing to our Secretary at our executive offices address.



**Equity
Commonwealth**

Equity Commonwealth

Two North Riverside Plaza

Suite 2100

Chicago, IL 60606

www.eqcre.com

312.646.2801