



TALLGRASS

ENERGY PARTNERS

2016 ANNUAL REPORT

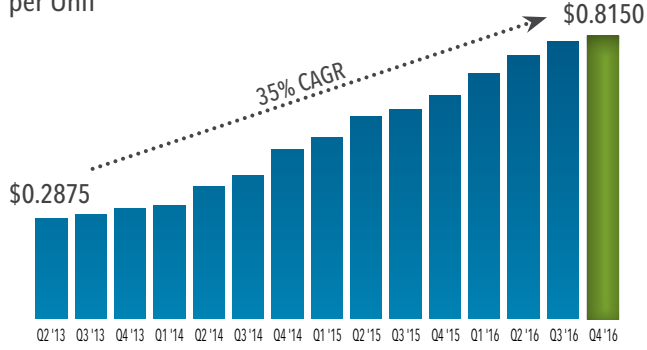


About Tallgrass Energy Partners, LP

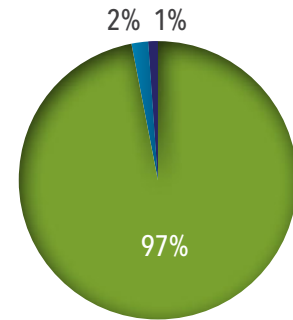
Tallgrass Energy Partners, LP (NYSE: TEP) is a publicly traded, growth-oriented limited partnership formed to own, operate, acquire and develop midstream energy assets in North America. TEP's operations are located in and provide services to certain key United States hydrocarbon basins, including the Denver-Julesburg, Powder River, Wind River, Permian and Hugoton-Anadarko Basins and the Niobrara, Mississippi Lime, Eagle Ford, Bakken, Marcellus, and Utica shale formations. TEP currently provides crude oil transportation to customers in Wyoming, Colorado, and the surrounding regions through the Pony Express System, a crude oil pipeline commencing in Guernsey, Wyoming and terminating in Cushing, Oklahoma, which includes a lateral in Northeast Colorado commencing in Weld County, Colorado, and interconnecting with the pipeline just east of Sterling, Colorado. TEP also provides crude oil storage and terminalling services, including crude oil terminals near Sterling, Colorado and in Weld County, Colorado, and a 20 percent interest in Deeprock Development, LLC, which owns a crude oil terminal in Cushing, Oklahoma. TEP provides natural gas transportation and storage services for customers in the Rocky Mountain, Midwest and Appalachian regions of the United States through its 25 percent interest in the Rockies Express Pipeline, a FERC-regulated natural gas pipeline system extending from Opal, Wyoming and Meeker, Colorado to Clarington, Ohio, the Tallgrass Interstate Gas Transmission system, a FERC-regulated natural gas transportation and storage system located in Colorado, Kansas, Missouri, Nebraska and Wyoming, and the Trailblazer Pipeline system, a FERC-regulated natural gas pipeline system extending from the Colorado and Wyoming border to Beatrice, Nebraska. TEP provides services for customers in Wyoming at the Casper and Douglas natural gas processing facilities and the West Frenchie Draw natural gas treating facility, and NGL transportation services in Northeast Colorado and Wyoming. TEP also engages in water business services, including freshwater transportation and produced water gathering and disposal, in Colorado and Texas through BNN Water Solutions.



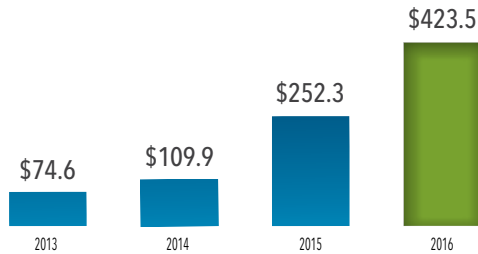
TEP Distributions per Unit



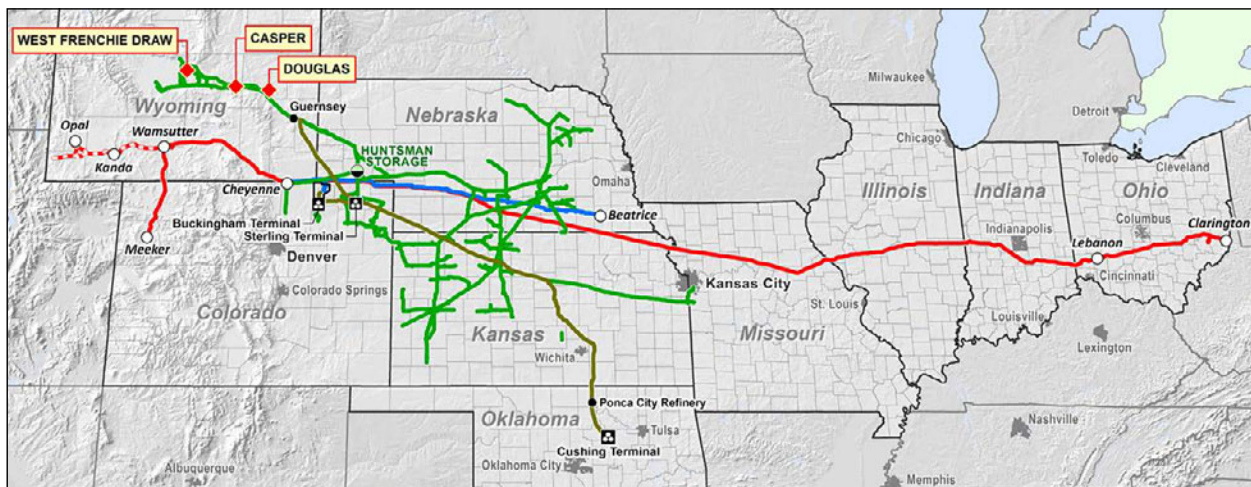
TEP Gross Margin Profile



Adjusted EBITDA (in millions)



TALLGRASS SYSTEM MAP



Tallgrass Energy Partners

- Rockies Express Pipeline
- - - Lease of Overthrust Pipeline Capacity
- Tallgrass Interstate Gas Transmission
- Trailblazer Pipeline
- ◆ Tallgrass Midstream
- Pony Express System
- Oil Terminal
- NE Colorado Water & NGL Infrastructure

Tallgrass Development

- Rockies Express Pipeline
- - - Lease of Overthrust Pipeline Capacity
- Pony Express System



Letter to TEP Unitholders



CHAPTER 4/YEAR 4—A TRADITIONAL MIDSTREAM MLP

Once again, we turn the page on another year at Tallgrass. And what a year! 2016 was a year of extremes, the kind of year in the energy space—and the MLP space in particular—that we seem to have every five to seven years. We saw extremes in energy commodity pricing, particularly to the downside, that eventually rippled through the entire energy space—upstream, midstream and downstream.

Even though 2016 was a rough year for much of the industry, Tallgrass never missed a beat and consistently executed our business strategy. We continued to increase distributions and deliver the kind of value our unitholders have come to expect from us. Before I dive into our 2016 performance, I'd like to remind everyone who we are.

Tallgrass Energy Partners, LP (TEP) is a traditional midstream operator providing long-term sustainable distribution growth to investors fueled by strong customer relationships, a significant geographic footprint, solid growth potential and a flexible capital structure.

Again in 2016, I believe we lived up to that reputation.

It occurs to me as I write this fourth annual letter to my fellow unitholders that my message may seem repetitive. There's a reason for that: many of our messages at Tallgrass are worth repeating. We have a track record for doing what we say we're going to do. I'll leave it to you to decide if you believe our actions of the past and our facts of the present will translate into our vision and performance of the future for Tallgrass.

MORE ON 2016—PERFORMANCE AND PRESENT VALUE

In February 2016, TEP units hit a 52-week low closing price of \$25.87—largely due to us being painted with the same brush as our upstream counterparts. In January 2017, we pushed back up to about the \$50.00 per unit mark. On Feb. 12, 2016, TEP paid an annualized distribution of \$2.56, which at the time meant that TEP yielded close to 10 percent. Even though our unit price has recovered significantly, I believe TEP remains undervalued.

On Feb. 14, 2017, TEP paid an annualized distribution of \$3.26 per unit (\$0.815 quarterly). At a current TEP price of ~\$49.00, that equates to a yield of nearly 7 percent. Let me lay out my case for why I believe TEP is still undervalued.

1. From February 2016 to February 2017, we raised our distribution by 27.3 percent—a top 5 annualized growth rate in the MLP space.
2. We have told the market we believe we will have 20 percent annualized distribution growth in 2017.
3. At ~7 percent, TEP's current yield is above both the average and median yield of all MLPs. Our view is that on a comparative basis, TEP is significantly better than average (the mean) and deserving of a much lower yield than the middle value (the median).
4. For 2016 we covered our distribution by greater than 1.25x, generating almost \$90 million in excess of cash distributed to our unitholders. Since going public in May 2013, we have generated more than \$130 million of excess distribution coverage that we have used to repay debt and reinvest in our business. In 2017 we believe we will cover our distributions by ~1.40x, generating almost \$175 million in excess of anticipated distributions, while still growing our distributions at a 20 percent annualized rate.
5. TEP has an investment grade balance sheet by almost any measure and maintains a best-in-class Debt to EBITDA ratio of approximately three times.

6. In 2016, as in prior years, we have done what we said we were going to do. We intend to keep on doing the same.

2016—ANOTHER YEAR OF EXECUTION—A YEAR OF ~\$2.0+ BILLION IN ACQUISITIONS AND EXPANSIONS

Pony Express—On Jan. 1, 2016, we bought our final interest in the Pony Express crude oil pipeline for \$743.6 million, bringing our total ownership to 98 percent. At the time, the Seller—TDEV—took back 6.518 million TEP common units valued at \$41.21 a share. In addition, TEP retained the right to repurchase (or “call”) the shares back at a price of \$42.50. We are pleased to report that from that time, TEP was able to raise equity at an average price of \$47.25 and buy back all 6.518 million units—netting TEP a retained difference of approximately \$31 million, thus reducing the transaction price by that much as well as reducing the multiple paid down to an 8.7x multiple of cash flow. To our knowledge, this is the first time a call strategy has been used when issuing equity to a related party and further shows on a historical basis TEP's creativity and TDEV's continuing commitment to the ongoing success of TEP.

Rockies Express Pipeline (REX)—In May 2016, we purchased a 25 percent equity interest in REX from a subsidiary of Sempra U.S. Gas and Power for \$436 million. The overall enterprise value of the transaction exceeded \$1.0 billion. This was TEP's first acquisition of an interest in REX. Our private affiliate, TDEV, still owns 50 percent of REX and we expect sometime over the next two years to acquire TDEV's 50 percent interest in REX, continuing our growth at TEP.

At REX, we constructed our Zone 3 Capacity Enhancement project. This project added an additional 0.8 Bcf/day of east-to-west capacity in Zone 3 by adding additional horsepower at three new compressor stations and enhancing two existing stations. This project was placed in full service in early January 2017. We and our partners at REX spent approximately \$525 million on this project, which is fully contracted for 15 years.

We also restructured REX's largest legacy contract (0.5 Bcf/d) with Encana. The contract was extended to 2024, giving Encana short-term rate relief in exchange for a longer-term contract with REX. It was NPV positive at a nice discount rate and was a win/win for both REX and its customer.

REX reached an agreement to settle its \$303 million breach of contract claim against Ultra Resources, a legacy customer. REX will receive \$150 million in cash during 2017 and a new seven-year contract for 0.2 Bcf/d commencing in 2019 for ~\$27 million per year. This settlement essentially keeps us whole on our original contract, takes capacity out of the marketplace and allows us to have a healthy, solvent customer for the long term at REX.

With two contracts that extend beyond 2019, we now have nearly 40 percent (0.7 Bcf/d) of the west-end volumes contracted at average rates of \$0.67 with a weighted average life of more than five years (post-2019). Combined with the fully contracted zone 3 volumes of 2.6 Bcf/d, we have now re-contracted greater than 85 percent of REX's original cashflow on a long-term basis. With more than two and one half years remaining before the rest of the west-end contracts expire, we are confident in our ability to secure additional transportation volumes on REX, whether they come from our current customers or potential new customers.

TIGT—At TIGT, we successfully settled a rate case with agreement from our customers and approval from the FERC on all issues including modernizing our tariff, establishing new reservation rates, implementing fuel and power cost trackers, and simplifying our zoned rate structure from five zones to two, all resulting in a \$13 million increase in annual revenues.

Senior Notes Offering—On Sept. 1, 2016, we closed our inaugural offering of \$400 million of senior unsecured notes at one of the lowest historical initial yields (5.50 percent) in the high yield energy space. This offering added another arrow to our quiver and created additional available capacity on our revolving credit facility which ultimately gives us more flexibility for future dropdowns and potential M&A. We expect to be an investment grade debt issuer in the near future.

2017—MUCH TO LOOK FORWARD TO

Moving into 2017, we believe things are looking up with respect to the energy industry as a whole. From what we see and hear, our customers, shippers, drillers and end-users are more positive and looking optimistically toward the future.

On Jan. 3, 2017, TEP purchased Tallgrass Terminals—inclusive of two organic development projects—and the operator of REX from TDEV for \$140 million. These two businesses bring about \$17 million of cash flow to the table for TEP.

The following are a few of the things we have to look forward to in 2017 and beyond:

- **Pony Express**—
 - We are working to add additional refineries to create additional demand pull on the system.
 - We are working on new joint tariffs to allow our shipper customers to ship competitively to the Gulf Coast should they choose to do so.
 - We expect to have more capacity utilized (up to 100k+/bpd) on top of our existing contracted capacity as drilling resumes and oil prices recover to healthier levels.
 - We remind everyone that we are the lowest-cost alternative to Cushing from the Bakken, the DJ/Niobrara and the Powder River basins.
 - We expect to add a lighter stream of condensate to our mix of products being shipped.
- **REX**—
 - We believe our recent Zone 3 Capacity Enhancement project may allow for even more volumes to become available to our shippers due to its well-engineered design. Stay tuned.
 - Look for us to start modifying REX zones 1 and 2 to allow them to ship bi-directionally post-2019, along with zone 3—this will allow for many more revenue possibilities.
 - Although still more than two and one half years away, look for our re-contracting in zones 1 and 2 to take shape with a newly modified system.
 - Finally, if the market warrants it—and we believe it does—look for us to optimize looping opportunities on REX in zone 3 over the next five years. The seven interconnects we have with others in zone 3 are well in excess of zone 3's current capacity of 2.6 Bcf/day.
- **TIGT and Trailblazer**
 - We remind everyone that Trailblazer remains the least expensive route out of the Rockies; this is a clear competitive advantage.

◦ We are seeing many natural gas electric generation plants being co-located on our systems—TIGT, Trailblazer and REX—and we believe we will get our fair share of these demand-pull load plants in the future. In fact, our first large plant hook-up is underway.

• **NGL and Water Businesses**

- NGL pricing was destroyed along with oil prices in late 2015 and 2016. Now that oil is recovering, we're optimistic that our processing business will be resilient as well. We are capable of more ethane recovery than anyone in the Powder River Basin with our cryogenic plant capabilities.
- Organic growth in our water business will continue. We will continue to look for opportunities to acquire systems that complement our existing assets, and the strong relationships we have with our customers will allow us to organically grow into the foreseeable future.

• **M&A—Emphasis on Acquisitions**

- As of right now, we have over \$500 million of dry powder available to us for acquisitions. We are conservatively levered at ~3.0x debt to EBITDA at year-end 2016. We have no current need to access the equity markets. As always, this could change for the right opportunity.
- Our management team has a rich history of successfully completing deals that benefit Tallgrass. In fact, we have completed more than \$6.5 billion of acquisitions and growth projects over the last four and one half years. As always, we will be prudent in the acquisitions we pursue, and I'm confident—knowing my team—that we will continue our success in this area too.

WE HAVE ONLY JUST BEGUN

At Tallgrass, we play long ball. We're steady in the face of short-term movements in both the stock and commodities markets. We have our eye on the horizon, which means we're constantly looking to create long-term value for our unitholders. We maintain an unwavering focus on the things we can control, and we manage our business for long-term success. Going forward, Tallgrass has the right assets, the right contracts with the right counterparties, the right balance sheet and ample liquidity to move our company forward and to meet our objectives and your expectations.

Once again, in 2016 Tallgrass Energy delivered. I hope that each owner of TEP will join me in sincerely thanking the Tallgrass employees for their continued outstanding effort. In addition to our employees, we again thank our supporters, our unitholders, our customers and our suppliers. All of you are our partners too. You all make our future possible, and you make our future bright.

On this date in 2017, we at TEP renew our commitment to you, our partners, to putting forth an outstanding effort to steward our business; to grow that business; to expand our services; and most importantly, to translate all of that into outstanding and sustainable investment returns.

Sincere regards,



David G. Dehaemers, Jr.
President and Chief Executive Officer



Summary Financial Information

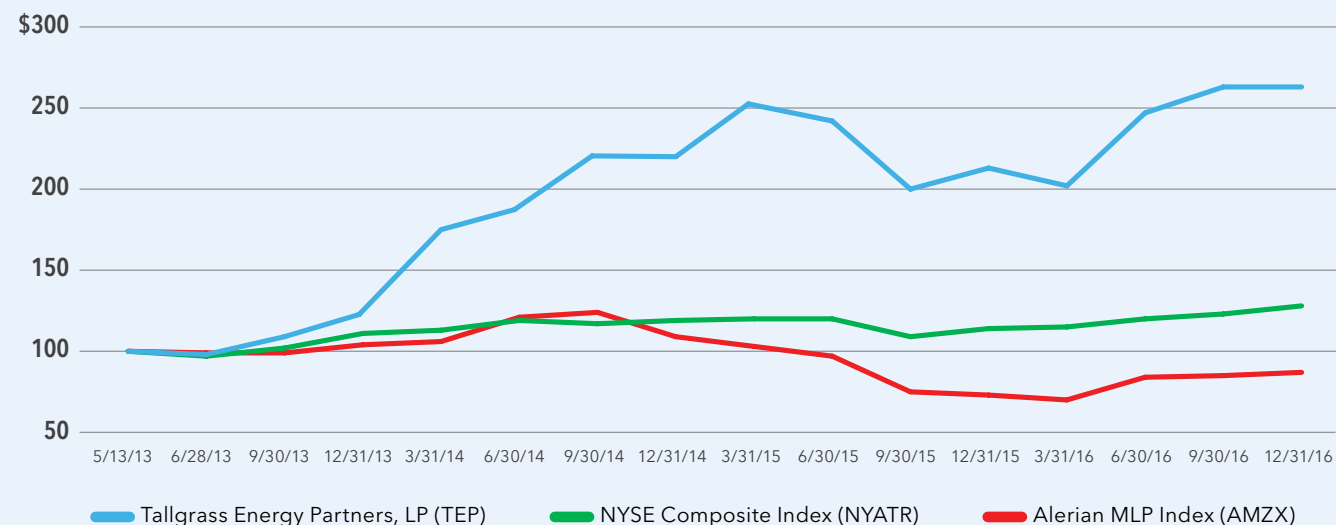
(in thousands, except coverage and per unit data)	2016	2015	2014	2013
Net income attributable to partners	\$ 263,529	\$ 160,546	\$ 70,681	\$ 14,179
<i>Add:</i>				
Interest expense, net of noncontrolling interest	40,688	15,517	7,648	11,141
Depreciation and amortization expense, net of noncontrolling interest	85,971	75,529	45,389	29,549
Distributions from unconsolidated investment	75,900	—	1,464	—
Non-cash loss (gain) related to derivative instruments, net of noncontrolling interest	1,547	—	(184)	386
Non-cash compensation expense	5,780	5,103	5,136	1,798
Non-cash loss from disposal of asset	1,849	4,795	—	—
Loss on extinguishment of debt	—	226	—	17,526
<i>Less:</i>				
Equity in earnings of unconsolidated investment	(51,780)	—	(717)	—
Non-cash loss allocated to noncontrolling interest	—	(9,377)	(10,151)	—
Gain on remeasurement of unconsolidated investment	—	—	(9,388)	—
Adjusted EBITDA	\$ 423,484	\$ 252,339	\$ 109,878	\$ 74,579
<i>Add:</i>				
Deficiency payments received, net	\$ 33,496	\$ 16,511	\$ 5,378	\$ —
Pony Express preferred distributions in excess of distributable cash flow attributable to Pony Express	—	—	5,429	—
<i>Less:</i>				
Cash interest cost	(37,110)	(13,746)	(6,266)	(5,910) ^(a)
Maintenance capital expenditures, net	(11,323)	(12,123)	(9,913)	(8,773)
Distributions to noncontrolling interest in excess of earnings	—	(22,479)	(5,361)	—
Cash flow attributable to predecessor operations	—	—	(3,086)	—
Distributable cash flow (DCF)	408,547	220,502	96,059	59,896 ^(a)
<i>Less:</i>				
Distributions	(321,953)	(192,580)	(83,329)	(49,140) ^(a)
Amounts in excess of distributions	\$ 86,594	\$ 27,922	\$ 12,730	\$ 10,756 ^(a)
Distribution coverage	1.27x	1.14x	1.15x	1.22x ^(a)

(a) Indicated amounts presented for the twelve months ended December 31, 2013 are on a pro forma basis, which assumes that our initial public offering and related formation transactions, including borrowings under our revolving credit facility, had closed on January 1, 2013. No cash distributions were paid with respect to the first quarter of 2013, and a prorated distribution of available cash was paid for the period from the closing of the IPO (May 17, 2013) through the end of the second quarter. Pro forma distributions were calculated using the minimum quarterly distribution for the first two quarters of 2013 and the increased distribution for the third and fourth quarters. Actual cash distributions for the twelve month period ending December 31, 2013, were \$0.7547/unit. Pro forma interest expense (inclusive of commitment fees) for the twelve months ended December 31, 2013, was calculated by multiplying the actual cash interest cost for Q3 by three and adding the actual cash interest cost for Q4. Actual cash interest cost for the twelve month period ended December 31, 2013, was \$3,555,000.

Management believes the pro forma presentation of distributable cash flow, distribution coverage and net income per limited partner unit provides investors with useful information to compare our historical financial results to future periods. These pro forma financial measures are presented for illustrative purposes only and are not necessarily indicative of the operating results or the financial position that would have been achieved had the initial public offering and related formation transactions been consummated on January 1, 2013 or of the results that may be obtained in the future.

TOTAL UNITHOLDER RETURN

Tallgrass Energy Partners, LP



*For the purpose of distributions, funds are assumed to be reinvested in shares of the company at the closing price on the ex-dividend date.

TALLGRASS

ENERGY PARTNERS

FORM 10-K



UNITED STATES
SECURITIES AND EXCHANGE COMMISSION
WASHINGTON, D.C. 20549

FORM 10-K

(Mark One)

- ANNUAL REPORT PURSUANT TO SECTION 13 OR 15(d) OF THE SECURITIES EXCHANGE ACT OF 1934
For the Fiscal Year Ended December 31, 2016
or
 TRANSITION REPORT PURSUANT TO SECTION 13 OR 15(d) OF THE SECURITIES EXCHANGE ACT OF 1934
Commission file number 001-35917

Tallgrass Energy Partners, LP
(Exact name of registrant as specified in its charter)

Delaware
(State or other Jurisdiction of Incorporation or Organization)

46-1972941
(IRS Employer Identification Number)

4200 W. 115th Street, Suite 350
Leawood, Kansas
(Address of Principal Executive Offices)

66211
(Zip Code)

(913) 928-6060
(Registrant's Telephone Number, Including Area Code)

Securities registered pursuant to Section 12(b) of the Act:

<u>Title of each class</u>	<u>Name of each exchange on which registered</u>
Common Units Representing Limited Partner Interests	New York Stock Exchange

Securities registered pursuant to Section 12(g) of the Act:

None

Indicate by check mark if the registrant is a well-known seasoned issuer, as defined in Rule 405 of the Securities Act. Yes No

Indicate by check mark if the registrant is not required to file reports pursuant to Section 13 or Section 15(d) of the Act. Yes No

Indicate by check mark whether the registrant (1) has filed all reports required to be filed by Section 13 or 15(d) of the Securities Exchange Act of 1934 during the preceding 12 months (or for such shorter period that the registrant was required to file such reports), and (2) has been subject to such filing requirements for the past 90 days. Yes No

Indicate by check mark whether the registrant has submitted electronically and posted on its corporate Web site, if any, every Interactive Data File required to be submitted and posted pursuant to Rule 405 of Regulation S-T (§232.405 of this chapter) during the preceding 12 months (or for such shorter period that the registrant was required to submit and post such files). Yes No

Indicate by check mark if disclosure of delinquent filers pursuant to Item 405 of Regulation S-K (§229.405 of this chapter) is not contained herein, and will not be contained, to the best of registrant's knowledge, in definitive proxy or information statements incorporated by reference in Part III of this Form 10-K or any amendment to this Form 10-K.

Indicate by check mark whether the registrant is a large accelerated filer, an accelerated filer, a non-accelerated filer, or a smaller reporting company. See the definitions of "large accelerated filer", "accelerated filer", and "smaller reporting company" in Rule 12b-2 of the Exchange Act.

Large accelerated filer Accelerated filer
(Check one): Non-accelerated filer (Do not check if a smaller reporting company) Smaller reporting company

Indicate by check mark whether the registrant is a shell company (as defined in Rule 12b-2 of the Exchange Act). Yes No

The aggregate market value of voting and non-voting common equity held by non-affiliates on June 30, 2016, the last business day of the Registrant's most recently completed second fiscal quarter (based on the closing sale price of \$46.02 of the Registrant's Common Units, as reported by the New York Stock Exchange on such date) was approximately \$1,942.7 million. On February 15, 2017, the Registrant had 72,139,038 Common Units and 834,391 General Partner Units outstanding.

TALLGRASS ENERGY PARTNERS, LP
TABLE OF CONTENTS

<u>PART I</u>	<u>1</u>
<u>Item 1. Business</u>	<u>2</u>
<u>Item 1A. Risk Factors</u>	<u>18</u>
<u>Item 1B. Unresolved Staff Comments</u>	<u>56</u>
<u>Item 2. Properties</u>	<u>56</u>
<u>Item 3. Legal Proceedings</u>	<u>57</u>
<u>Item 4. Mine Safety Disclosures</u>	<u>57</u>
<u>PART II</u>	<u>58</u>
<u>Item 5. Market for Registrant's Common Equity, Related Stockholder Matters and Issuer Purchases of Equity Securities</u>	<u>58</u>
<u>Item 6. Selected Financial Data</u>	<u>60</u>
<u>Item 7. Management's Discussion and Analysis of Financial Condition and Results of Operations</u>	<u>62</u>
<u>Item 7A. Quantitative and Qualitative Disclosures About Market Risk</u>	<u>84</u>
<u>Item 8. Financial Statements and Supplementary Data</u>	<u>86</u>
<u>CONSOLIDATED BALANCE SHEETS</u>	<u>87</u>
<u>CONSOLIDATED STATEMENTS OF INCOME</u>	<u>88</u>
<u>CONSOLIDATED STATEMENTS OF EQUITY</u>	<u>89</u>
<u>CONSOLIDATED STATEMENTS OF CASH FLOWS</u>	<u>91</u>
<u>NOTES TO CONSOLIDATED FINANCIAL STATEMENTS</u>	<u>93</u>
<u>Item 9. Changes in and Disagreements With Accountants on Accounting and Financial Disclosures</u>	<u>132</u>
<u>Item 9A. Controls and Procedures</u>	<u>132</u>
<u>Item 9B. Other Information</u>	<u>132</u>
<u>Part III</u>	<u>133</u>
<u>Item 10. Directors, Executive Officers and Corporate Governance</u>	<u>133</u>
<u>Item 11. Executive Compensation</u>	<u>138</u>
<u>Item 12. Security Ownership of Certain Beneficial Owners and Management and Related Stockholder Matters</u>	<u>149</u>
<u>Item 13. Certain Relationships and Related Transactions, and Director Independence</u>	<u>151</u>
<u>Item 14. Principal Accounting Fees and Services</u>	<u>155</u>
<u>Part IV</u>	<u>156</u>
<u>Item 15. Exhibits, Financial Statement Schedules</u>	<u>156</u>
<u>Item 16. Form 10-K Summary</u>	<u>176</u>
<u>SIGNATURES</u>	<u>178</u>

Glossary of Common Industry and Measurement Terms

Bakken oil production area: Montana and North Dakota in the United States and Saskatchewan and Manitoba in Canada.

Barrel (or bbl): forty-two U.S. gallons.

Base Gas (or Cushion Gas): the volume of gas that is intended as permanent inventory in a storage reservoir to maintain adequate pressure and deliverability rates.

BBtu: one billion British Thermal Units.

Bcf: one billion cubic feet.

British Thermal Units or Btus: the amount of heat energy needed to raise the temperature of one pound of water by one degree Fahrenheit.

Commodity sensitive contracts or arrangements: contracts or other arrangements, including tariff provisions, that are directly tied to increases and decreases in the price of commodities such as crude oil, natural gas and NGLs. Examples are Keep Whole Processing Contracts and Percent of Proceeds Processing Contracts, as well as pipeline loss allowances on our pipelines.

Condensate: an NGL with a low vapor pressure, mainly composed of propane, butane, pentane and heavier hydrocarbon fractions.

Contract barrels: barrels of crude oil that our customers have contractually agreed to ship in exchange for firm service assurance of capacity and deliverability to delivery points.

Delivery point: any point at which product in a pipeline is delivered to or for the account of a customer.

Dry gas: a gas primarily composed of methane and ethane where heavy hydrocarbons and water either do not exist or have been removed through processing.

Dth: a dekatherm, which is a unit of energy equal to 10 therms or one million British thermal units.

End-user markets: the ultimate users and consumers of transported energy products.

EPA: the United States Environmental Protection Agency.

FERC: Federal Energy Regulatory Commission.

Firm fee contracts: contracts or other arrangements, including tariff provisions, that generally obligate our customers to pay a fixed recurring charge to reserve an agreed upon amount of capacity and/or deliverability on our assets, regardless if the contracted capacity is actually used by the customer. Such contracts are also commonly known as "take-or-pay" contracts.

Firm services: services pursuant to which customers receive firm assurances regarding the availability of capacity and/or deliverability of natural gas, crude oil or other hydrocarbons or water on our assets up to a contracted amount.

Fractionation: the process by which NGLs are further separated into individual, typically more valuable components including ethane, propane, butane, isobutane and natural gasoline.

GAAP: generally accepted accounting principles in the United States of America.

GHGs: greenhouse gases.

Header system: networks of medium-to-large-diameter high pressure pipelines that connect local gathering systems to large diameter high pressure long-haul transportation pipelines.

Interruptible services: services pursuant to which customers receive limited, or no, assurances regarding the availability of capacity and deliverability in our assets.

Keep Whole Processing Contracts: natural gas processing contracts in which we are required to replace the Btu content of the NGLs extracted from inlet wet gas processed with purchased dry natural gas.

Line fill: the volume of oil, in barrels, in the pipeline from the origin to the destination.

Liquefied natural gas or LNG: natural gas that has been cooled to minus 161 degrees Celsius for transportation, typically by ship. The cooling process reduces the volume of natural gas by 600 times.

Local distribution company or LDC: LDCs are involved in the delivery of natural gas to end users within a specific geographic area.

Long-term: with respect to any contract, a contract with an initial duration greater than one year.

MMBtu: one million British Thermal Units.

Mcf: one thousand cubic feet.

MDth: one thousand dekatherms.

MMcf: one million cubic feet.

Natural gas liquids or NGLs: those hydrocarbons in natural gas that are separated from the natural gas as liquids through the process of absorption, condensation, adsorption or other methods in natural gas processing or cycling plants. Generally, such liquids consist of propane and heavier hydrocarbons and are commonly referred to as lease condensate, natural gasoline and liquefied petroleum gases. Natural gas liquids include natural gas plant liquids (primarily ethane, propane, butane and isobutane) and lease condensate (primarily pentanes produced from natural gas at lease separators and field facilities).

Natural Gas Processing: the separation of natural gas into pipeline-quality natural gas and a mixed NGL stream.

Non-contract barrels (or walk-up barrels): barrels of crude oil that our customers ship based solely on availability of capacity and deliverability with no assurance of future capacity.

No-notice service: those services pursuant to which customers receive the right to transport or store natural gas on assets outside of the daily nomination cycle without incurring penalties.

NYMEX: New York Mercantile Exchange.

Park and loan services: those services pursuant to which customers receive the right to store natural gas in (park), or borrow gas from (loan), our facilities.

Percent of Proceeds Processing Contracts: natural gas processing contracts in which we process our customer's natural gas, sell the resulting NGLs and residue gas and divide the proceeds of those sales between us and the customer. Some percent of proceeds contracts may also require our customers to pay a monthly reservation fee for processing capacity.

PHMSA: the United States Department of Transportation's Pipeline and Hazardous Materials Safety Administration.

Play: a proven geological formation that contains commercial amounts of hydrocarbons.

Produced water: all water removed from a well as a byproduct of the production of hydrocarbons and water removed from a well in connection with operations being conducted on the well, including naturally occurring water in the recovery formation, flow back water recovered during completion and fracturing operations and water entering the recovery formation through water flooding techniques.

Receipt point: the point where a product is received by or into a gathering system, processing facility, or transportation pipeline.

Reservoir: a porous and permeable underground formation containing an individual and separate natural accumulation of producible hydrocarbons (such as crude oil and/or natural gas) which is confined by impermeable rock or water barriers and is characterized by a single natural pressure system.

Residue gas: the natural gas remaining after being processed or treated.

Shale gas: natural gas produced from organic (black) shale formations.

Tailgate: the point at which processed natural gas and NGLs leave a processing facility for transportation to end-user markets.

TBtu: one trillion British Thermal Units.

Tcf: one trillion cubic feet.

Throughput: the volume of products, such as crude oil, natural gas or water, transported or passing through a pipeline, plant, terminal or other facility during a particular period.

Uncommitted shippers (or walk-up shippers): customers that have not signed long-term shipper contracts and have rights under the FERC tariff as to rates and capacity allocation that are different than long-term committed shippers.

Volumetric fee contracts: contracts or other arrangements, including tariff provisions, that generally obligate a customer to pay fees based upon the extent to which such customer utilizes our assets for midstream energy services. Unlike firm fee contracts, under volumetric fee contracts our customers are not generally required to pay a charge to reserve an agreed upon amount of capacity and/or deliverability.

Wellhead: the equipment at the surface of a well that is used to control the well's pressure; also, the point at which the hydrocarbons and water exit the ground.

Working gas: the volume of gas in the storage reservoir that is in addition to the cushion or base gas. It may or may not be completely withdrawn during any particular withdrawal season. Conditions permitting, the total working capacity could be used more than once during any season.

Working gas storage capacity: the maximum volume of natural gas that can be cost-effectively injected into a storage facility and extracted during the normal operation of the storage facility. Effective working gas storage capacity excludes base gas and non-cycling working gas.

X/d: the applicable measurement metric per day. For example, MMcf/d means one million cubic feet per day.

PART I

As used in this Annual Report, unless the context otherwise requires, "we," "us," "our," the "Partnership," "TEP" and similar terms refer to Tallgrass Energy Partners, LP, together with its consolidated subsidiaries. The terms our "general partner" or "TEP GP" refer to Tallgrass MLP GP, LLC. References to "Tallgrass Development" or "TD" refer to Tallgrass Development, LP. References to "Kelso" are to Kelso & Company and its affiliated investment funds and, as the context may require, other entities under its control, and references to "EMG" are to The Energy & Minerals Group, its affiliated investment funds and, as the context may require, other entities under its control.

A reference to a "Note" herein refers to the accompanying Notes to Consolidated Financial Statements contained in Item 8.—Financial Statements and Supplementary Data. In addition, please read "Cautionary Statement Regarding Forward-Looking Statements" and "Risk Factors" for information regarding certain risks inherent in our business.

Cautionary Statement Regarding Forward-Looking Statements

This Annual Report and the documents incorporated by reference herein contain forward-looking statements concerning our operations, economic performance and financial condition. Forward-looking statements give our current expectations, contain projections of results of operations or of financial condition, or forecasts of future events. Words such as "could," "will," "may," "assume," "forecast," "position," "predict," "strategy," "expect," "intend," "plan," "estimate," "anticipate," "believe," "project," "budget," "potential," or "continue," and similar expressions are used to identify forward-looking statements. Without limiting the generality of the foregoing, forward-looking statements contained in this Annual Report include our expectations of plans, strategies, objectives, growth and anticipated financial and operational performance, including guidance regarding our and Tallgrass Development's infrastructure programs, revenue projections, capital expenditures and tax position. Forward-looking statements can be affected by assumptions used or by known or unknown risks or uncertainties. Consequently, no forward-looking statements can be guaranteed.

A forward-looking statement may include a statement of the assumptions or bases underlying the forward-looking statement. We believe that we have chosen these assumptions or bases in good faith and that they are reasonable. However, when considering these forward-looking statements, you should keep in mind the risk factors and other cautionary statements in this Annual Report. Actual results may vary materially. You are cautioned not to place undue reliance on any forward-looking statements. You should also understand that it is not possible to predict or identify all such factors and should not consider the following list to be a complete statement of all potential risks and uncertainties. Factors that could cause our actual results to differ materially from the results contemplated by such forward-looking statements include:

- our ability to complete and integrate acquisitions from Tallgrass Development or from third parties, including our acquisition of a 100% membership interest in Tallgrass NatGas Operator, LLC and Tallgrass Terminals, LLC that was completed in January 2017, and our acquisition of a 25% membership interest in Rockies Express Pipeline LLC from a unit of Semptra U.S. Gas and Power that was completed in May 2016;
- the demand for our services, including crude oil transportation, storage and terminalling services, natural gas transportation, storage and processing services and water business services;
- large or multiple customer defaults, including defaults resulting from actual or potential insolvencies;
- our ability to successfully implement our business plan;
- changes in general economic conditions;
- competitive conditions in our industry;
- the effects of existing and future laws and governmental regulations;
- actions taken by third-party operators, processors and transporters;
- our ability to complete internal growth projects on time and on budget;
- the price and availability of debt and equity financing;
- the level of production of crude oil, natural gas and other hydrocarbons and the resultant market prices of crude oil, natural gas, natural gas liquids, and other hydrocarbons;
- the availability and price of natural gas and crude oil, and fuels derived from both, to the consumer compared to the price of alternative and competing fuels;
- competition from the same and alternative energy sources;
- energy efficiency and technology trends;

- operating hazards and other risks incidental to transporting, storing and terminalling crude oil, transporting, storing and processing natural gas, and transporting, gathering and disposing of water produced in connection with hydrocarbon exploration and production activities;
- environmental liabilities or events that are not covered by an indemnity, insurance or existing reserves;
- natural disasters, weather-related delays, casualty losses and other matters beyond our control;
- interest rates;
- labor relations;
- changes in tax status;
- the effects of future litigation; and
- certain factors discussed elsewhere in this Annual Report.

Forward-looking statements speak only as of the date on which they are made. While we may update these statements from time to time, we are not required to do so other than pursuant to the securities laws.

Item 1. Business

Overview

We are a publicly traded, growth-oriented limited partnership formed in 2013 to own, operate, acquire and develop midstream energy assets in North America. Our operations are located in and provide services to certain key United States hydrocarbon basins, including the Denver-Julesburg, Powder River, Wind River, Permian and Hugoton-Anadarko Basins and the Niobrara, Mississippi Lime, Eagle Ford, Bakken, Marcellus, and Utica shale formations. We intend to continue to leverage our relationship with Tallgrass Development and utilize the significant experience of our management team to execute our growth strategy of acquiring midstream assets from Tallgrass Development and third parties, increasing utilization of our existing assets and expanding our systems through construction of additional assets. For more information, see "*Tallgrass Development*" below.

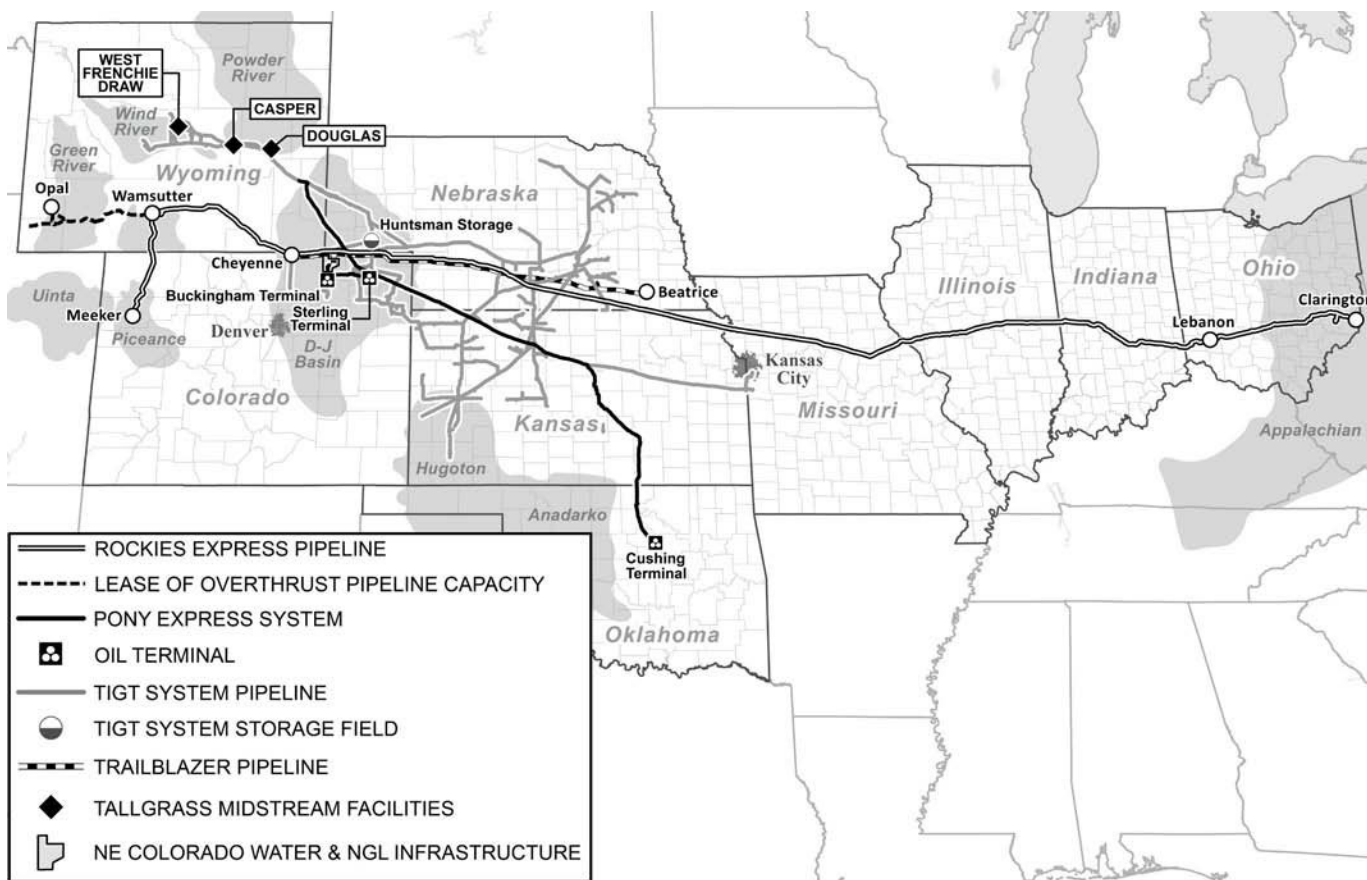
Our reportable business segments are:

- Crude Oil Transportation & Logistics—the ownership and operation of a FERC-regulated crude oil pipeline system and crude oil storage and terminalling facilities;
- Natural Gas Transportation & Logistics—the ownership and operation of FERC-regulated interstate natural gas pipelines and integrated natural gas storage facilities; and
- Processing & Logistics—the ownership and operation of natural gas processing, treating and fractionation facilities, the provision of water business services primarily to the oil and gas exploration and production industry, and the transportation of NGLs.

Additional segment and financial information is contained in our segment results included in Item 7.—Management's Discussion and Analysis of Financial Condition and Results of Operations and the notes to our consolidated financial statements included in Item 8.—Financial Statements and Supplementary Data of this Annual Report.

Our Assets

The following map shows our primary assets, which consist of crude oil transportation, storage and terminalling assets, natural gas transportation, storage and processing assets and water business services assets, excluding our West Texas water business services assets. Each of these assets are described in more detail below.



Crude Oil Transportation & Logistics Segment

Pony Express. We currently provide crude oil transportation to customers in Wyoming, Colorado, and the surrounding regions through our 98% membership interest in Tallgrass Pony Express Pipeline, LLC ("Pony Express"). Pony Express owns an approximately 764-mile crude oil pipeline commencing in Guernsey, Wyoming, and terminating in Cushing, Oklahoma, with delivery points at the Ponca City Refinery and in Cushing, Oklahoma, and a lateral in Northeast Colorado that commences in Weld County, Colorado and interconnects with the pipeline just east of Sterling, Colorado (the "Pony Express System"). We believe the Pony Express System is positioned as a low-cost, competitive "base load" transportation system with access to Bakken Shale, DJ Basin and Powder River Basin production.

The table below sets forth certain information regarding the Pony Express System as of December 31, 2016 and for the periods indicated:

Approximate Design Capacity (bbls/d) ⁽¹⁾	Approximate Contractible Capacity Under Contract ⁽¹⁾⁽²⁾	Weighted Average Remaining Firm Contract Life ⁽³⁾	Approximate Average Daily Throughput (bbls/d)	
			Year Ended December 31,	
			2016	2015
320,000	100%	3 years	285,507	236,256 ⁽⁴⁾

(1) Excludes additional capacity related to the Pony Express System's ability to inject drag reducing agent, which is an additive that increases pipeline flow efficiency.

(2) We are required to make no less than 10% of design capacity available for non-contract, or "walk-up", shippers. Approximately 100% of the remaining design capacity (or available contractible capacity) is committed under contract.

(3) Based on the average annual reservation capacity for each such contract's remaining life.

- (4) Approximate average daily throughput for the three months ended December 31, 2015 was 288,362 bbls/d. Approximate average daily throughput for the year ended December 31, 2015 reflects the volumetric ramp-up during the year due to the construction and expansion efforts of the Pony Express lateral in Northeast Colorado and third-party pipelines with which Pony Express shares joint tariffs.

Terminals. We provide crude oil storage and terminalling services through our 100% membership interest in Tallgrass Terminals, LLC ("Terminals"), which we acquired from Tallgrass Development effective January 1, 2017. Terminals owns and operates several assets providing storage capacity and additional injection points for the Pony Express System, including the crude oil terminal near Sterling, Colorado with approximately 1.3 million bbls of storage capacity (the "Sterling Terminal") and the crude oil terminal in Weld County, Colorado with four truck unloading skids capable of receiving up to 16,000 bbls per day (the "Buckingham Terminal"). Terminals also owns a 20% interest in Deeprock Development, LLC ("Deeprock Development"), which owns a crude oil terminal in Cushing, Oklahoma with approximately 2.3 million bbls of storage capacity (the "Cushing Terminal"). In addition, Terminals owns projects currently under development to provide additional storage capacity and other potential service opportunities, including approximately 550 acres in Cushing, Oklahoma and approximately 250 acres in Guernsey, Wyoming.

Natural Gas Transportation & Logistics Segment

Rockies Express Pipeline. We own a 25% membership interest in Rockies Express Pipeline LLC ("Rockies Express"), which owns the Rockies Express Pipeline, a FERC-regulated natural gas pipeline system with approximately 1,712 miles of transportation pipelines, including laterals, extending from Opal, Wyoming and Meeker, Colorado to Clarington, Ohio (the "Rockies Express Pipeline") and consists of three zones:

- Zone 1 - 328 miles of mainline pipeline from the Meeker Hub in Northwest Colorado, across Southern Wyoming to the Cheyenne Hub in Weld County, Colorado capable of transporting 2.0 Bcf/d of natural gas from west-to-east;
- Zone 2 - 714 miles of mainline pipeline from the Cheyenne Hub to an interconnect in Audrain County, Missouri capable of transporting 1.8 Bcf/d of natural gas from west-to-east; and
- Zone 3 - 643 miles of mainline pipeline from Audrain County, Missouri to Clarington, Ohio, which is bi-directional and capable of transporting 1.8 Bcf/d of natural gas from west-to-east and 2.6 Bcf/d of natural gas from east-to-west.

For the year ended December 31, 2016, approximately 98% of Rockies Express' revenues were generated under firm fee contracts.

The following tables provide information regarding the Rockies Express Pipeline as of December 31, 2016 and for the years ended December 31, 2016, 2015, and 2014:

	Year Ended December 31,			
	2016	2015	2014	
Approximate average daily deliveries (Bcf/d) ⁽¹⁾	3.2	2.5	1.7	
	Approximate Capacity	Total Firm Contracted Capacity ⁽²⁾	Approximate % of Capacity Subscribed under Firm Contracts	Weighted Average Remaining Firm Contract Life ⁽³⁾
West-to-east.....	2.0 Bcf/d	1.5 Bcf/d	75%	4 years
East-to-west.....	2.6 Bcf/d ⁽⁴⁾	2.6 Bcf/d	100%	16 years

- (1) Reflects average total daily deliveries for the Rockies Express Pipeline, regardless of flow direction or distance traveled.
- (2) Reflects total capacity reserved under long-term firm fee contracts as of December 31, 2016. West-to-east firm contracted capacity excludes the 0.2 Bcf/d to be contracted with Ultra as part of the settlement agreement discussed in "Recent Developments" in Item 7.—Management's Discussion and Analysis of Financial Condition and Results of Operations.
- (3) Weighted by contracted capacity as of December 31, 2016. Weighted average remaining firm contract life of west-to-east contracts excludes the 0.2 Bcf/d contract with Ultra beginning December 1, 2019 as discussed under "Recent Developments" in Item 7.—Management's Discussion and Analysis of Financial Condition and Results of Operations. After giving effect to the Ultra contract agreement reached in January 2017, the weighted average life of the west-to-east contract lives would be approximately 5 years.

- (4) East-to-west capacity of 2.6 Bcf/d is inclusive of the Rockies Express Zone 3 Capacity Enhancement Project completed in January 2017 that added an incremental 0.8 Bcf/d of east-to-west capacity within Zone 3.

TIGT System. We own a 100% membership interest in Tallgrass Interstate Gas Transmission, LLC ("TIGT"), which owns the Tallgrass Interstate Gas Transmission system, a FERC-regulated natural gas transportation and storage system with approximately 4,655 miles of varying diameter transportation pipelines serving Wyoming, Colorado, Kansas, Missouri and Nebraska (the "TIGT System"). The TIGT System includes the Huntsman natural gas storage facility located in Cheyenne County, Nebraska. The TIGT System primarily provides transportation and storage services to on-system customers such as local distribution companies and industrial users, including ethanol plants, and irrigation and grain drying operations, which depend on the TIGT System's interconnections to their facilities to meet their demand for natural gas and a majority of whom pay FERC-approved recourse rates. For the year ended December 31, 2016, approximately 88% of the TIGT System's transportation revenue was generated from contracts with on-system customers.

Trailblazer Pipeline. We own a 100% membership interest in Trailblazer Pipeline Company LLC ("Trailblazer"), which owns the Trailblazer Pipeline system, a FERC-regulated natural gas pipeline system with approximately 454 miles of transportation pipelines, including laterals, that begins along the border of Wyoming and Colorado and extends to Beatrice, Nebraska (the "Trailblazer Pipeline"). During the year ended December 31, 2016, substantially all of Trailblazer Pipeline's operationally available long-haul capacity was contracted under firm transportation contracts.

The following tables provide information regarding the TIGT System and Trailblazer Pipeline as of December 31, 2016 and for the years ended December 31, 2016, 2015, and 2014:

	Year Ended December 31,		
	2016	2015	2014
Approximate average daily deliveries (Bcf/d)	1.1	1.1	1.0

	Approximate Number of Miles	Approximate Capacity	Total Firm Contracted Capacity ⁽¹⁾	Approximate % of Capacity Subscribed under Firm Contracts	Weighted Average Remaining Firm Contract Life ⁽²⁾
Transportation.....	5,109	2.0 Bcf/d	1.6 Bcf/d	79%	3 years
Storage.....	n/a	15.974 Bcf ⁽³⁾	11 Bcf	69%	5 years

(1) Reflects total capacity reserved under long-term firm fee contracts, including backhaul service, as of December 31, 2016.

(2) Weighted by contracted capacity as of December 31, 2016.

(3) The FERC certificated working gas storage capacity.

NatGas. Effective January 1, 2017, we acquired 100% of the issued and outstanding membership interests in Tallgrass NatGas Operator, LLC ("NatGas") from Tallgrass Development. NatGas is the operator of the Rockies Express Pipeline and receives a fee from Rockies Express as compensation for its services.

Processing & Logistics Segment

Midstream Facilities. We own a 100% membership interest in Tallgrass Midstream, LLC ("TMID"), which owns and operates natural gas processing plants in Casper and Douglas, Wyoming and a natural gas treating facility at West Frenchie Draw, Wyoming (collectively, the "Midstream Facilities"). The Casper and Douglas plants currently have combined processing capacity of approximately 190 MMcf/d. The Casper plant also has an NGL fractionator with a capacity of approximately 3,500 barrels per day. The natural gas processed and treated at these facilities primarily comes from the Wind River Basin and the Powder River Basin, both in central Wyoming. TMID also owns and operates an NGL pipeline with an approximate capacity of 19,500 barrels per day that transports NGLs from a processing plant in Northeast Colorado to an interconnect with Overland Pass Pipeline, and TMID owns an NGL pipeline which was placed into service on January 1, 2017 that originates at our Douglas facility and interconnects with ONEOK's Bakken NGL Pipeline. As of December 31, 2016, approximately 99% of our reserved processing capacity was subject to firm or volumetric fee contracts, with the majority of fee revenue based on the volumes actually processed. The remaining 1% was subject to commodity sensitive contracts. Each of our NGL pipelines are supported by 10-year leases for 100% of their respective pipeline capacity, with the lease for the NGL pipeline in Northeast Colorado having commenced in October 2015, and the lease for the NGL pipeline from our Douglas facility having commenced on January 1, 2017.

The table below sets forth certain information regarding the Midstream Facilities as of December 31, 2016 and for the years ended December 31, 2016, 2015, and 2014:

Approximate Plant Capacity (MMcf/d) ⁽¹⁾	Approximate Capacity Under Contract	Weighted Average Remaining Contract Life ⁽²⁾	Approximate Average Inlet Volumes (MMcf/d)		
			Year Ended December 31,		
			2016	2015	2014
190	79%	2 years	103	122	152

⁽¹⁾ The West Frenchie Draw natural gas treating facility treats natural gas before it flows into the Casper and Douglas plants and therefore does not result in additional inlet capacity.

⁽²⁾ Based on the average annual reservation capacity for each such contract's remaining life.

Water Solutions. We provide water business services through our 100% membership interest in BNN Water Solutions, LLC ("Water Solutions"). Water Solutions owns and operates a freshwater delivery and storage system and a produced water gathering and disposal system in Weld County, Colorado. Water Solutions is also the sole voting member and owns a 70% membership interest in BNN West Texas, LLC ("West Texas"), which owns a produced water gathering and disposal system in Reeves and Reagan County, Texas that is operated by Water Solutions. These systems are used to support third party exploration, development, and production of oil and natural gas. Water Solutions also sources treated wastewater from municipalities in Texas and recycles flowback water and other water produced in association with the production of oil and gas in Colorado.

The table below sets forth certain information regarding the Water Solutions assets as of December 31, 2016 and for the years ended December 31, 2016, 2015, and 2014:

	Approximate Capacity Under Contract	Approximate Current Design Capacity (bbls/d)	Remaining Contract Life	Approximate Average Volumes (bbls/d)		
				Year Ended December 31,		
				2016	2015	2014
Freshwater	56%	30,863	4 years	13,201	14,579	16,433
Gathering and Disposal	63%	45,000 ⁽¹⁾	8 years	11,307	7,951	—

⁽¹⁾ Represents the combined daily disposal well injection capacity for the BNN Western, LLC ("Western") produced water gathering and disposal system acquired in December 2015 and the West Texas produced water gathering and disposal system which commenced operations by Water Solutions in March 2016.

Major Customers

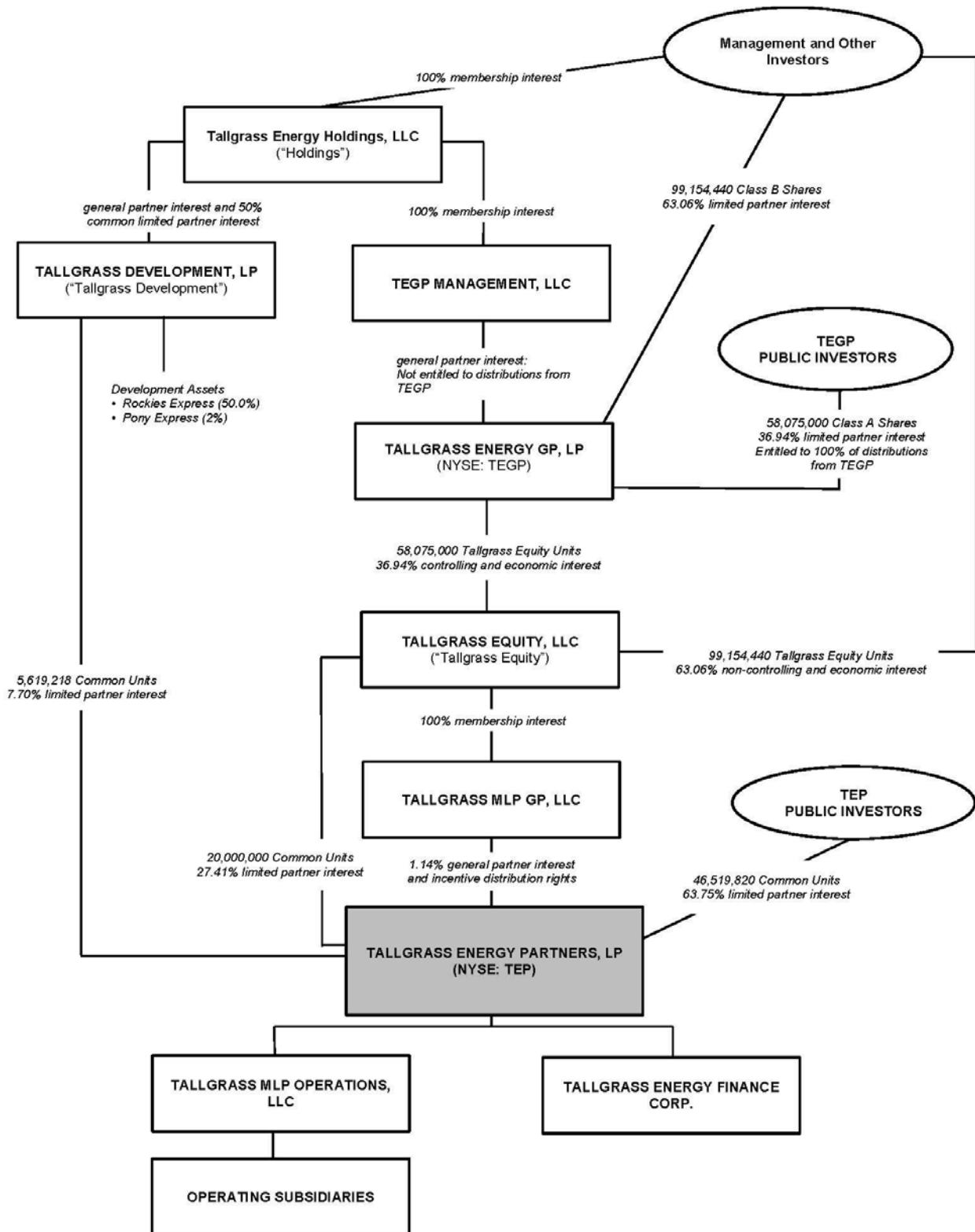
For the year ended December 31, 2016, Continental Resources, Inc. ("Continental Resources") and Shell Trading (US) Company ("Shell") accounted for approximately 16% and 13% of our revenues on a consolidated basis, respectively. The loss of these customers could have a material adverse effect on our financial results.

Organizational Structure

Our general partner interest and all of our incentive distribution rights ("IDRs"), are held by our general partner, whose sole member is Tallgrass Equity, LLC ("Tallgrass Equity"). Tallgrass Equity also directly owns 20 million TEP common units. Tallgrass Energy GP, LP ("TEGP"), a Delaware limited partnership that completed its initial public offering in May 2015 and has elected to be treated as a corporation for U.S. federal income tax purposes, owns a 36.94% membership interest in, and is the managing member of, Tallgrass Equity. TEGP Management, LLC, a Delaware limited liability company ("TEGP Management"), is TEGP's general partner. Tallgrass Energy Holdings, LLC, a Delaware limited liability company ("Tallgrass Energy Holdings"), is the sole member of TEGP Management. Tallgrass Energy Holdings is also the general partner of Tallgrass Development.

Our operations are conducted directly and indirectly through, and our operating assets are owned by, our subsidiaries. Our general partner is responsible for conducting our business and managing our operations. However, Tallgrass Energy Holdings effectively controls our business and affairs through the exercise of its rights as the party that controls the sole member of our general partner, including its right to appoint members to the board of directors of our general partner.

The chart below shows the structure of Tallgrass Energy Holdings and its subsidiaries as of February 15, 2017 in a summary format.



Tallgrass Development

Tallgrass Development owns 5,619,218 of our common units, representing approximately 7.7% of our outstanding equity at February 15, 2017. Tallgrass Development is controlled by its general partner, Tallgrass Energy Holdings, which also indirectly controls our general partner. In connection with our initial public offering on May 17, 2013 (the "IPO"), Tallgrass Development contributed to us 100% of the membership interests in TIGT and TMID. Since then, we have acquired the following additional assets from Tallgrass Development: (1) in April 2014, a 100% membership interest in Trailblazer, (2) in three separate transactions, the most recent of which was effective on January 1, 2016, a 98% membership interest in Pony Express, and (3) in January 2017, a 100% membership interest in NatGas and Terminals. In addition, in May 2016 Tallgrass Development assigned us its right to purchase a 25% membership interest in Rockies Express from a unit of Sempra U.S. Gas and Power ("Sempra") pursuant to the purchase agreement originally entered into between Tallgrass Development's wholly-owned subsidiary and Sempra in March 2016. Tallgrass Development continues to own a 50% interest in Rockies Express and a 2% interest in Pony Express.

Pursuant to an Omnibus Agreement entered into upon the closing of our IPO, among us, TEP GP, Tallgrass Development and Tallgrass Energy Holdings (the "TEP Omnibus Agreement"), Tallgrass Development granted us a right of first offer to acquire certain assets held by Tallgrass Development at the time of our IPO, which we refer to as the Retained Assets, if Tallgrass Development decides to sell such assets. The Retained Assets include Tallgrass Development's 50% interest in Rockies Express and Tallgrass Development's remaining 2% noncontrolling interest in Pony Express. Tallgrass Development is otherwise under no obligation to offer to sell us additional assets or to pursue acquisitions jointly with us, and we are under no obligation to buy any assets from Tallgrass Development or pursue any such joint acquisitions. However, given the significant economic interest in us held by Tallgrass Development and its affiliates, including Tallgrass Energy Holdings, we believe Tallgrass Development will be incentivized to offer us the opportunity to acquire the Retained Assets.

Acquisitions

The acquisition of midstream assets and businesses that are strategic and complementary to our existing operations constitutes an integral component of our business strategy and growth objectives. Such assets and businesses include crude oil transportation, storage and terminalling assets, natural gas transportation, storage and processing assets and water business services assets and other energy assets that have characteristics and provide opportunities similar to our existing business lines and enable us to leverage our assets, knowledge and skill sets. Below are summaries of significant acquisitions we completed in 2016 and in January 2017. See Note 4 – *Acquisitions* to our Consolidated Financial Statements in Item 8.—Financial Statements and Supplementary Data for a full discussion regarding our acquisition activities.

- *Additional Membership Interest in Pony Express.* Effective January 1, 2016, we acquired an additional 31.3% membership interest in Pony Express in exchange for cash consideration of \$475 million and 6,518,000 TEP common units (valued at approximately \$268.6 million based on the December 31, 2015 closing price of our common units), issued to Tallgrass Development, for total consideration of approximately \$743.6 million. The transaction increased our aggregate membership interest in Pony Express to 98%.
- *Rockies Express Pipeline LLC.* Effective May 6, 2016, we acquired a 25% membership interest in Rockies Express from Sempra for cash consideration of approximately \$436 million, or an enterprise value of approximately \$1.08 billion when adjusted for our proportionate share of outstanding indebtedness at Rockies Express as of the acquisition date.
- *Additional Membership Interest in Water Solutions.* On July 1, 2016, we acquired the remaining 8% noncontrolling equity interest in Water Solutions and additional interests in Water Solutions' subsidiaries from Regency Investments I, LLC and BSEG Water Group LLC for total cash consideration of \$6.0 million. Subsequent to the closing of the transaction, our aggregate membership interest in Water Solutions is 100%.
- *Terminals and NatGas.* Effective January 1, 2017, we acquired 100% of the issued and outstanding membership interests in Terminals and 100% of the issued and outstanding membership interests in NatGas from Tallgrass Development for total cash consideration of \$140 million.

Competition

All of our businesses face strong competition for acquisitions and development of new projects from both established and start-up companies. Competition may increase the cost to acquire existing facilities or businesses and may result in fewer commitments and lower returns for new pipelines or other development projects. Our competitors may have greater financial resources than we possess or may be willing to accept lower returns or greater risks. Competition differs by region and by the nature of the business or the project involved.

Additionally, pending and future construction projects, if and when brought online, may also compete with our crude oil transportation, storage and terminalling services, natural gas transportation, storage and processing services and water transportation, gathering and disposal services. Further, natural gas as a fuel, and fuels derived from crude oil, compete with other forms of energy available to users, including electricity, coal, other liquid fuels and alternative energy. Increased demand for such forms of energy at the expense of natural gas or fuels derived from crude oil could lead to a reduction in demand for our services. Moreover, several other factors may influence the demand for natural gas and crude oil which in turn influences the demand for our services, including price changes, the availability of natural gas and crude oil and other forms of energy, the level of business activity, conservation, legislation and governmental regulations, weather, and the ability to convert to alternative fuels.

Pony Express encounters competition in the crude oil transportation business. A number of pipeline companies compete with Pony Express to service takeaway volumes in markets that Pony Express currently serves, including pipelines owned and operated by Spectra Energy, Sinclair, Plains All American, Suncor, SemGroup, Magellan Midstream Partners, Anadarko, NGL Energy Partners, Energy Transfer Partners, and Enbridge Energy Partners. Pony Express also competes with rail facilities, which can provide more delivery optionality to crude oil producers and marketers looking to capitalize on basis differentials between two primary crude oil price benchmarks (West Texas Intermediate Crude and Brent Crude), and with refineries that source barrels in areas served by Pony Express. In addition, Terminals encounters competition in the crude oil storage and terminalling business from similar facilities owned by Arc Logistics Partners LP, Magellan Midstream Partners, and NGL Energy Partners, that provide similar services near its Buckingham Terminal.

Our principal competitors in our natural gas transportation and storage business include companies that own major natural gas pipelines, such as Spectra Energy, Wyoming Interstate Company, LLC, Colorado Interstate Gas Company, LLC, Cheyenne Plains Gas Pipeline Company, LLC, Northern Natural Gas Company, and Southern Star Central Gas Pipeline, Inc., some of whom also have existing storage facilities connected to their transportation systems that compete with our storage facilities. In addition to this competition, which is primarily comprised of other pipeline companies that transport gas out of the Rocky Mountain region, Trailblazer also delivers gas into a very competitive marketplace that receives gas from the developing shale plays like the Bakken, Marcellus and Utica. As these supplies increase, it reduces the need for traditional Rockies gas production that is accessible from Trailblazer.

We also experience competition in the natural gas processing business. Our principal competitors for processing business include other facilities that service our supply areas, such as the other regional processing and treating facilities in the greater Powder River Basin which include plants owned and operated by Kinder Morgan, Inc., which we refer to as Kinder Morgan, ONEOK Partners, LP, Western Gas Partners, LP, Williams Partners L.P. and Meritage Midstream Services II, LLC. In addition, due to the competitive nature of the liquids-rich plays in the Wind River Basin and Powder River Basin, it is possible that one of our competitors could build additional processing facilities that service our supply areas. Further, we experience competition in the water business services. Our principal competitors in such business are other midstream companies, such as NGL Energy Partners, who compete with Water Solutions in areas of concentrated production activity.

Regulatory Environment

Federal Energy Regulatory Commission

We provide open-access interstate transportation service on our natural gas transportation systems pursuant to tariffs approved by the FERC. As interstate transportation and storage systems, the rates, terms of service and continued operations of the Rockies Express Pipeline, the TIGT System, and the Trailblazer Pipeline are subject to regulation by the FERC, under among other statutes, the Natural Gas Act of 1938, or NGA, the Natural Gas Policy Act of 1978, or the NGPA, and the Energy Policy Act of 2005, or EAct 2005. The rates and terms of service on the Pony Express System are subject to regulation by the FERC under the Interstate Commerce Act, or the ICA, and the Energy Policy Act of 1992. We provide interstate transportation service on the Pony Express System pursuant to tariffs on file with the FERC. Our NGL pipeline that interconnects with Overland Pass Pipeline is leased to a third party who has obtained a waiver for itself from the FERC from the tariff, filing and reporting requirements of the ICA, and our NGL pipeline that interconnects with the ONEOK's Bakken NGL Pipeline is leased to a third party who is obligated to operate the leased pipeline in conformance with the ICA as a FERC regulated NGL pipeline.

The FERC has jurisdiction over, among other things, the construction, ownership and commercial operation of pipelines and related facilities used in the transportation and storage of natural gas in interstate commerce, including the modification, extension, enlargement and abandonment of such facilities. The FERC also has jurisdiction over the rates, charges and terms and conditions of service for the transportation and storage of natural gas in interstate commerce. The FERC's authority over interstate crude oil pipelines is less broad than its authority over interstate natural gas pipelines and includes rates, rules and regulations for service, the form of tariffs governing service, the maintenance of accounts and records, and depreciation and amortization policies.

The rates and terms for access to interstate natural gas pipeline transportation services are subject to extensive regulation and the FERC has undertaken various initiatives to increase competition within the natural gas industry. As a result of these initiatives, interstate natural gas transportation and marketing entities have been substantially restructured to remove barriers and practices that historically limited non-pipeline natural gas sellers, including producers, from competing effectively with interstate pipelines for sales to local distribution companies and large industrial and commercial customers. The FERC's regulations require, among other things, that interstate natural gas pipelines provide firm and interruptible transportation service on an open access basis, provide internet access to current information about available pipeline capacity and other relevant information, and permit pipeline shippers under certain circumstances to release contracted transportation and storage capacity to other shippers, thereby creating secondary markets for such services. The result of the FERC's initiatives has been to eliminate interstate natural gas pipelines' historical role of providing bundled sales service of natural gas and to require pipelines to offer unbundled storage and transportation services on a not unduly discriminatory or preferential basis. The rates for such transportation and storage services are subject to the FERC's ratemaking authority, and the FERC exercises its authority by applying cost-of-service principles to limit the maximum and minimum levels of tariff-based recourse rates; however, it also allows for discounted or negotiated rates as an alternative to cost-based rates and may grant market-based rates in certain circumstances, typically with respect to storage services. The FERC regulations also restrict interstate natural gas pipelines from sharing certain transportation or customer information with marketing affiliates and require that the transmission function personnel of interstate natural gas pipelines operate independently of the marketing function personnel of the pipeline or its affiliates.

FERC; Market Behavior Rules; Posting and Reporting Requirement; Other Enforcement Authorities

EPAAct 2005, among other matters, amended the NGA to add an anti-manipulation provision that makes it unlawful for any entity to engage in prohibited behavior in contravention of rules and regulations to be prescribed by the FERC and, furthermore, provides the FERC with additional civil penalty authority. The FERC adopted rules implementing the anti-manipulation provision of EPAAct 2005 that make it unlawful for any entity, directly or indirectly in connection with the purchase or sale of natural gas transportation services subject to the jurisdiction of the FERC to (1) use or employ any device, scheme or artifice to defraud; (2) to make any untrue statement of material fact or omit to make any such statement necessary to make the statements made not misleading; or (3) to engage in any act or practice that operates as a fraud or deceit upon any person.

These anti-manipulation rules apply to interstate gas pipelines and storage companies and intrastate gas pipelines and storage companies that provide interstate services as well as otherwise non-jurisdictional entities to the extent the activities are conducted "in connection with" gas sales, purchases or transportation subject to FERC jurisdiction. EPAAct 2005 also amended the NGA and the NGPA to give the FERC authority to impose civil penalties for violations of these statutes of more than \$1 million per day per violation. In connection with this enhanced civil penalty authority, the FERC issued policy statements on enforcement to provide guidance regarding the enforcement of the statutes, orders, rules and regulations it administers, including factors to be considered in determining the appropriate enforcement action to be taken. Should we fail to comply with all applicable FERC-administered statutes, rule, regulations and orders, we could be subject to substantial penalties and fines, including the disgorgement of unjust profits.

EPAAct 2005 also amended the NGA to authorize the FERC to facilitate price transparency in markets for the sale or transportation of physical natural gas in interstate commerce. The FERC has taken steps to enhance its market oversight and monitoring of the natural gas industry by adopting rules that (1) require buyers and sellers of annual quantities of 2,200,000 MMBtu or more of gas in any year to report by May on the aggregate volumes of natural gas they purchased or sold at wholesale in the prior calendar year; (2) report whether they provide prices to any index publishers and, if so, whether their reporting complies with the FERC's policy statement on price reporting; and (3) increase the Internet posting obligations of interstate pipelines.

In addition, the Commodity Futures Trading Commission, or CFTC, is directed under the Commodities Exchange Act, or CEA, to prevent price manipulations for the commodity and futures markets, including the energy futures markets. Pursuant to the Dodd-Frank Wall Street Reform and Consumer Protection Act, or Dodd-Frank Act, in July 2010 and other authority, the CFTC has adopted anti-market manipulation regulations that prohibit fraud and price manipulation in the commodity and futures markets. The CFTC also has statutory authority to seek civil penalties of up to the greater of more than \$1 million or triple the monetary gain to the violator for violations of the anti-market manipulation sections of the CEA.

Further, the Federal Trade Commission, or FTC, has the authority under the Federal Trade Commission Act, or FTCA, and the Energy Independence and Security Act of 2007, or EISA, to regulate wholesale petroleum markets. The FTC has adopted anti-market manipulation rules, including prohibiting fraud and deceit in connection with the purchase or sale of certain petroleum products, and prohibiting omissions of material information which distort or are likely to distort market conditions for such products. In addition to other enforcement powers it has under the FTCA, the FTC can sue violators under EISA and request that a court impose fines of more than \$1 million per violation per day.

The FERC also has the authority under the ICA to regulate the interstate transportation of petroleum on common carrier pipelines, including whether a pipeline's rates or rules and regulations for service are "just and reasonable." Among other enforcement powers, FERC can order prospective rate changes, suspend the effectiveness of rates, and order reparations for damages. In addition, the ICA imposes potential criminal liability for certain violations of the statute.

Certain Outstanding Notices Issued by the FERC

FERC Advanced Notice of Proposed Rulemaking, Revisions to Indexing Policies and Page 700 of FERC Form No. 6, Docket No. RM17-1-000

On November 2, 2016, the FERC issued an Advanced Notice of Proposed Rulemaking, under which the FERC is proposing changes to its regulation of oil pipelines in two different areas: (1) its policies regarding the permissible scope of rate increases based on its annual issuance of changes to the generic oil pipeline index, based on specific pipelines' earnings or their specific changes to costs; and (2) the reporting requirements for page 700 of FERC Form No. 6, Annual Report of Oil Pipeline Companies. The FERC's Advanced Notice of Proposed Rulemaking does not propose specific regulations, and may be followed by a Notice of Proposed Rulemaking proposing specific regulations or a Policy Statement announcing new or changed policies. Initial comments to such notice were required to be submitted by January 19, 2017.

Inquiry Regarding the FERC's Policy for Recovery of Income Tax Costs

On December 15, 2016, the FERC issued a Notice of Inquiry regarding the FERC's policy for recovery of income tax costs in pipeline cost of service rates. The FERC is seeking comments regarding how to address any double recovery resulting from the FERC's current income tax allowance and rate of return policies. This Notice of Inquiry follows the U.S. Court of Appeals for the District of Columbia Circuit holding in *United Airlines, Inc., et al. v. FERC* that the FERC failed to demonstrate that there is no double recovery of taxes for a partnership pipeline as a result of the income tax allowance and return on equity determined pursuant to the discounted cash flow methodology. The FERC has set a deadline for initial comments to be submitted by March 8, 2017.

Certain of our Dockets at the FERC

Rockies Express Zone 3 Capacity Enhancement Project

On March 31, 2015 in Docket No. CP15-137-000, Rockies Express filed with the FERC an application for authorization to construct and operate (1) three new mainline compressor stations located in Pickaway and Fayette Counties, Ohio and Decatur County, Indiana; (2) additional compression at one existing compressor station in Muskingum County, Ohio; and (3) certain ancillary facilities. As proposed, the facilities would increase the Rockies Express Zone 3 east-to-west mainline capacity by 0.8 Bcf/d. Pursuant to the FERC's obligations under the National Environmental Policy Act, FERC staff issued an Environmental Assessment for the project on August 31, 2015. On February 25, 2016, the FERC issued a Certificate of Public Convenience and Necessity authorizing Rockies Express to proceed with the project. On March 14, 2016, Rockies Express commenced construction of the project facilities. The project was placed in-service for the 0.8 Bcf/d on January 6, 2017.

Rockies Express Seneca Lateral Facilities Conversion

On March 2, 2015 in Docket No. CP15-102-000, Rockies Express filed with the FERC an application for (1) authorization to convert certain existing and operating pipeline and compression facilities located in Noble and Monroe Counties, Ohio (Seneca Lateral Facilities described in Docket Nos. CP13-539-000 and CP14-194-000) from NGA Section 311 authority to NGA Section 7 jurisdiction, and (2) issuance of a certificate of public convenience and necessity authorizing Rockies Express to operate and maintain the Seneca Lateral Facilities. On April 7, 2016, the FERC issued a Certificate to Rockies Express granting its requested authorizations and on June 1, 2016 Rockies Express commenced NGA service on the Seneca Lateral.

TIGT 2015 General Rate Case Filing

On October 30, 2015, TIGT filed a general rate case with the FERC pursuant to Section 4 of the NGA. The rate case proposed a general system-wide increase in the maximum tariff rates for all firm and interruptible services offered by TIGT. In addition, TIGT proposed certain changes to the transportation rate design of its system to replace the current rate zone structure with a single "postage stamp" rate. TIGT also proposed new incremental charges, including (i) a charge for deliveries made to points without certain electronic flow measurement equipment, and (ii) a Cost Recovery Mechanism ("CRM") charge to completely or partially reimburse TIGT for certain expenses and costs it incurs to comply with anticipated new PHMSA and EPA regulations. TIGT also proposed to replace its fixed fuel and lost and unaccounted for ("FL&U") charge with a FL&U tracker that would compensate TIGT for its actual FL&U expenses and adjust each year to reflect the previous period's under/over collection and the forecasted FL&U expense for the upcoming period. TIGT also proposed to implement a power cost tracker to recover the actual power costs incurred by TIGT to power its compressors. Finally, TIGT proposed certain revisions to its FERC Gas Tariff addressing a number of other rate and non-rate matters. Under the NGA and the FERC's regulations, TIGT's shippers and other interested parties, including the FERC's Trial Staff, have a right to challenge any aspect of TIGT's rate case filing. Accordingly, numerous TIGT customers protested aspects of TIGT's NGA Section 4 rate filing.

On November 30, 2015, the FERC issued an order accepting and suspending the proposed rates and a majority of the proposed tariff records to be effective upon motion May 1, 2016, subject to refund, certain modifications to TIGT's proposed CRM charge, and the outcome of an evidentiary hearing before a FERC Administrative Law Judge (the "TIGT Suspension Order"). In the TIGT Suspension Order, the FERC also accepted two tariff records related to *force majeure* events and reservation charge crediting to be effective December 1, 2015, subject to certain modifications. On December 21, 2015, TIGT made a compliance filing with the FERC to modify TIGT's proposed CRM charge and update the tariff records related to *force majeure* events and reservation charge crediting as directed by the FERC in the TIGT Suspension Order. No comments or protests were filed in response to the compliance filing and the FERC accepted the compliance filing on February 1, 2016. On March 31, 2016, the FERC issued an order denying certain rehearing requests pertaining to the proposed CRM charge and removed from hearing the non-rate issues related to proposed pro forma tariff records, placing the non-rate issues under a separate review process, and allowing interveners further opportunity to comment on the pro forma tariff. TIGT and certain intervenors have since filed additional information and/or comments with respect to the proposed pro forma tariff. On February 3, 2017, the FERC accepted TIGT's pro forma tariff records, subject to conditions, and directed TIGT to file the actual tariff records within 30 days.

On June 8, 2016, TIGT filed an Offer of Settlement ("TIGT Rate Case Settlement") with the FERC, which resolved all issues set for hearing. On July 14, 2016, the presiding Administrative Law Judge certified the TIGT Rate Case Settlement to the FERC, finding that settlement was uncontested, presented no issues of first impression, had no FERC policy implications, and appeared to be just, reasonable and in the public interest. On November 2, 2016, the FERC issued an order approving the TIGT Rate Case Settlement, finding that it appeared to be fair and reasonable and in the public interest. The FERC also directed TIGT to file revised tariff records to implement the TIGT Rate Case Settlement, which TIGT filed, and the FERC subsequently approved on December 23, 2016. The November 2, 2016 order also terminated all matters in the TIGT rate case, apart from the non-rate issues related to the pro forma tariff which remain pending before the FERC. Per the terms of the TIGT Rate Case Settlement, TIGT is required to file a new general rate case on May 1, 2019 (provided that such rate case is not pre-empted by a pre-filing settlement), and no Supporting/Non-Contesting Participant, as defined in the TIGT Rate Case Settlement, is permitted to, *inter alia*, file to change the settlement rates or any other provisions set forth in the TIGT Rate Case Settlement prior to May 1, 2019.

For additional information, see Note 17 – *Regulatory Matters* to our Consolidated Financial Statements in Item 8.— Financial Statements and Supplementary Data in this Form 10-K.

Pipeline and Hazardous Materials Safety Administration

We are also subject to safety regulations imposed by PHMSA, including those regulations requiring us to develop and maintain integrity management programs to comprehensively evaluate certain areas along our pipelines and take additional measures to protect pipeline segments located in areas, which are referred to as high consequence areas, or HCAs, where a leak or rupture could potentially do the most harm.

In January 2012, the Pipeline Safety, Regulatory Certainty, and Job Creation Act of 2011, or The Pipeline Safety Act of 2011, which amended the Pipeline Safety Improvement Act of 2002, increased penalties for violations of safety laws and rules, among other matters, and may result in the imposition of more stringent regulations in the next few years. This legislation also requires the U.S. Department of Transportation to study and report to Congress on other areas of pipeline safety, including expanding the reach of the integrity management regulations beyond high consequence areas, but restricts the U.S. Department of Transportation from promulgating expanded integrity management rules during the review period and for a period following submission of its report to Congress unless the rulemaking is needed to address a present condition that poses a risk to public safety, property or the environment. PHMSA issued a final rule effective October 25, 2013 that implemented aspects of the new legislation. Among other things, the final rule increases the maximum civil penalties for violations of pipeline safety statutes or regulations, broadens PHMSA's authority to submit information requests, and provides additional detail regarding PHMSA's corrective action authority. In addition, the Protecting our Infrastructure of Pipelines and Enhancing Safety Act of 2016, or PIPES Act, reauthorized PHMSA's oil and gas pipeline programs through 2019 and gave PHMSA power to issue emergency orders upon finding an imminent hazard, required PHMSA to issue safety standards for underground natural gas storage facilities, set deadlines for conducting post-inspection briefings and making findings, required liquid pipeline operators to undertake new safety measures, and required certain updates to the PHMSA website.

Additionally, PHMSA is also currently considering changes to its regulations. On December 14, 2016, PHMSA issued an interim final rule, or IFR, that addresses safety issues related to downhole facilities, including well integrity, well bore tubing, and casing at underground natural gas storage facilities. The IFR incorporates by reference two of the American Petroleum Institute's Recommended Practice standards and mandates certain reporting requirements for operators of underground natural gas storage facilities. Operators of natural gas storage facilities have one year from January 18, 2017, the effective date of the IFR, to implement this first set of PHMSA regulations governing underground storage fields. On January 13, 2017, PHMSA finalized new hazardous liquid pipeline safety regulations. Among other things, the final rule requires additional event-driven and periodic inspections, requires the use of leak detection systems on all hazardous liquid pipelines, modifies repair criteria, and requires certain pipelines

to eventually accommodate in-line inspection tools. Because the rule was finalized at the end of the Obama Administration, the rule is subject to a regulatory freeze pending review by the Trump Administration, unless exempted due to health and safety considerations. Assuming the rule survives the review process or is exempted from the regulatory freeze, the rule will become effective six months after its publication in the Federal Register, although certain provisions of the Final Rule will have longer compliance periods. Also, on April 8, 2016, PHMSA published a notice of proposed rule-making, or NPRM, addressing natural gas transmission and gathering lines. The proposed rule would include changes to existing integrity management requirements and would expand assessment and repair requirements to pipelines in areas with medium population densities (referred to as Moderate Consequence Areas or MCAs), along with other changes. This NPRM builds on an Advisory Bulletin PHMSA issued in May 2012, which advised pipeline operators of anticipated changes in annual reporting requirements and that if they are relying on design, construction, inspection, testing, or other data to determine the pressures at which their pipelines should operate, the records of that data must be traceable, verifiable and complete. Locating such records and, in the absence of any such records, verifying maximum pressures through physical testing (including hydrotesting) or modifying or replacing facilities to meet the demands of such pressures, could significantly increase our costs. TIGT continues to investigate and, when necessary, report to PHMSA the miles of pipeline for which it has incomplete records for maximum allowable operating pressure, or MAOP. We are currently undertaking an extensive internal record review in view of the anticipated PHMSA annual reporting requirements. Additionally, failure to locate such records or verify maximum pressures could result in reductions of allowable operating pressures, which would reduce available capacity on our pipelines. At the state level, several states have passed legislation or promulgated rulemaking dealing with pipeline safety. There can be no assurance as to the amount or timing of future expenditures for pipeline integrity regulation, and actual future expenditures may be different from the amounts we currently anticipate. Regulations, changes to regulations or an increase in public expectations for pipeline safety may require additional reporting, the replacement of some of our pipeline segments, the addition of monitoring equipment and more frequent inspection or testing of our pipeline facilities. Any repair, remediation, preventative or mitigating actions may require significant capital and operating expenditures.

Pipeline Integrity Issues

The ultimate costs of compliance with the integrity management rules are difficult to predict. Changes such as advances of in-line inspection tools, identification of additional threats to a pipeline's integrity and changes to the amount of pipe determined to be located in HCAs or expansion of integrity management requirements to areas outside of HCAs can have a significant impact on the costs to perform integrity testing and repairs. We will continue pipeline integrity testing programs to assess and maintain the integrity of our existing and future pipelines as required by the U.S. Department of Transportation regulations. The results of these tests could cause us to incur significant and unanticipated capital and operating expenditures for repairs or upgrades deemed necessary to ensure the continued safe and reliable operation of our pipelines, which expenditures could be material.

From time to time, our pipelines may experience integrity issues. These integrity issues may cause explosions, fire, damage to the environment, damage to property and/or personal injury or death. In connection with these incidents, we may be sued for damages caused by an alleged failure to properly mark the locations of our pipelines and/or to properly maintain our pipelines. Depending upon the facts and circumstances of a particular incident, state and federal regulatory authorities may seek civil and/or criminal fines and penalties and we may also be subject to private civil liability for such matters.

Trailblazer

Trailblazer is currently operating at less than its current MAOP, public notice of which was first provided in June 2014. As a result of smart tool surveys in 2014, Trailblazer has identified approximately 25 - 35 miles of pipe that will likely need to be repaired or replaced in order for the pipeline to operate at its MAOP of 1,000 pounds per square inch across all segments of the Trailblazer Pipeline. Such repair or replacement will likely occur over a period of years, depending upon the remediation and repair plan implemented by Trailblazer. Segments of the Trailblazer Pipeline that require full replacement could cost as much as \$2.7 million per mile and repair costs on sections of the pipeline that do not require full replacement are expected to be less on a per mile basis. The current pressure reduction is not expected to prevent Trailblazer from fulfilling its firm service obligations at existing subscription levels and to date it has not had a material adverse financial impact on us.

With respect to the approximately 25 - 35 miles of pipe that has been identified, Trailblazer completed 32 excavation digs in 2015 at an aggregate cost of approximately \$1.3 million. During 2016, Trailblazer completed additional excavation digs and replaced approximately 8 miles of pipe at an aggregate cost of approximately \$19.0 million. Trailblazer is currently exploring all possible cost recovery options to recover such out of pocket costs, including recovery through a general rate increase, negotiated rate agreements with its customers, or other FERC-approved recovery mechanisms.

In connection with our acquisition of the Trailblazer Pipeline, TD agreed to contractually indemnify TEP for any out of pocket costs incurred between April 1, 2014 and April 1, 2017 related to repairing or remediating the Trailblazer Pipeline, to the extent that such actions are necessitated by external corrosion caused by the pipeline's disbanded Hi-Melt CTE coating. The contractual indemnity provided by TD is capped at \$20 million and is subject to an annual \$1.5 million deductible. In connection with the 2016 repairs and remediation on the Trailblazer Pipeline, TEP has received \$17.9 million from TD pursuant to the contractual indemnity.

Pony Express

In connection with certain crack tool runs on the Pony Express System completed in 2015 and 2016, Pony Express completed approximately \$9.8 million of remediation in 2016 for anomalies identified on the Pony Express System associated with portions of the pipeline that were converted from natural gas to crude oil service, and expects to complete additional remediation in 2017 on the Pony Express System of approximately \$9 million.

Environmental, Health and Safety Matters

General

The ownership, operation and expansion of our assets are subject to federal, state and local laws, regulations and potential liabilities arising under or relating to the protection or preservation of the environment, natural resources and human health. These laws and regulations can restrict or impact our business activities in many ways, such as restricting the way we can handle or dispose of our wastes, requiring remedial action to mitigate pollution conditions that may be caused by our operations or that are attributable to former operations, regulating future construction activities to mitigate harm to threatened or endangered species, wetlands and migratory birds, and requiring the installation and operation of pollution control or seismic monitoring equipment. The cost of complying with these laws and regulations can be significant, and we expect to incur significant compliance costs in the future as new, more stringent requirements are adopted and implemented.

Failure to comply with existing environmental laws, regulations, permits, approvals or authorizations or to meet the requirements of new environmental laws, regulations or permits, approvals and authorizations may trigger a variety of administrative, civil and criminal enforcement measures, including the assessment of monetary penalties and/or temporary or permanent interruptions in our operations that could influence our business, financial position, results of operations and prospects. Certain environmental statutes impose strict joint and several liability for costs required to clean up and restore sites where hazardous substances, hydrocarbons or wastes have been disposed or otherwise released. The costs and liabilities resulting from a failure to comply with environmental laws and regulations could negatively affect our business, financial position, results of operations and prospects. Moreover, it is not uncommon for neighboring landowners and other third parties to file claims for personal injury and property damage allegedly caused by the release of hazardous substances, hydrocarbons or other waste products into the environment.

In addition, we have agreed to a number of conditions in our environmental permits, approvals and authorizations that require the implementation of environmental habitat restoration, enhancement and other mitigation measures that involve, among other things, ongoing maintenance and monitoring. Governmental authorities may require, and community groups and private persons may seek to require, additional mitigation measures in the future to further protect ecologically sensitive areas where we currently operate, and would operate in the future, and we are unable to predict the effect that any such measures would have on our business, financial position, results of operations or prospects.

We are also subject to the requirements of the Occupational Health and Safety Act, or OSHA, the Pipeline Safety Act and other comparable federal and state statutes. In general, we expect that we may have to increase expenditures in the future to comply with higher industry and regulatory safety standards. Such increases in expenditures could become significant over time.

Historically, our total expenditures for environmental control measures and for remediation have not been significant in relation to our consolidated financial position or results of operations. It is reasonably likely, however, that the long-term trend in environmental legislation and regulations will continue towards more restrictive standards. Compliance with these standards is expected to increase the cost of conducting business.

For additional information regarding Environmental, Health and Safety Matters, please read Item 1A.—Risk Factors.

Air Emissions

Our operations are subject to the federal Clean Air Act, or CAA, and comparable state laws and regulations. These laws and regulations regulate emissions of air pollutants from various industrial sources, including natural gas processing plants and compressor stations, and also impose various monitoring and reporting requirements. Such laws and regulations may require that we obtain pre-approval for the construction or modification of certain projects or facilities expected to produce air emissions or result in the increase of existing air emissions (including GHG emissions, as discussed below), obtain and strictly comply with air permits containing various emissions and operational limitations and/or install emission control equipment. We may be required to incur certain capital expenditures in the future for air pollution control equipment and technology in connection with obtaining and maintaining operating permits and approvals for air emissions.

The EPA finalized a rule, effective August 2, 2016, under the New Source Performance Standard Program, or NSPS Program, to limit methane emissions from the oil and gas and transmission sectors. The rule sets additional emissions limits for volatile organic compounds and regulates methane emissions for new and modified sources in the oil and gas industry. The EPA also finalized a rule regarding the alternative criteria for aggregating multiple small surface sites into a single source for air-quality permitting purposes. Also, effective January 17, 2017 the Bureau of Land Management of the U.S. Department of the Interior, or BLM, imposed new rules to reduce venting, flaring and leaks during oil and natural gas production activities on onshore Federal and Indian lands.

Developments in GHG Regulations

Methane, a primary component of natural gas, and carbon dioxide, a byproduct of the burning of natural gas and products produced from crude oil, are examples of GHGs. The EPA has determined that the emission of GHGs present an endangerment to public health and the environment because emissions of such gases contribute to the warming of the Earth's atmosphere and other climatic changes. Various laws and regulations exist or are under development that seek to regulate the emission of such GHGs, including the EPA programs to control GHG emissions and state actions to develop statewide or regional programs. In recent years, the U.S. Congress has considered, but not adopted, legislation to reduce emissions of GHGs. There have also been efforts to regulate GHGs at an international level, most recently in the Paris Agreement, which was signed on April 22, 2016 by 175 countries, including the United States. The Paris Agreement will require countries to review and "represent a progression" in their intended, nationally-determined contributions, which set GHG emission reduction goals, every five years beginning in 2020.

Because our operations, including our compressor stations, emit various types of GHGs, primarily methane and carbon dioxide, such new legislation or regulation could increase our costs related to operating and maintaining our facilities. Depending on the particular new law, regulation or program adopted, we could be required to incur capital expenditures for installing new emission controls on our facilities, acquire permits or other authorizations for emissions of GHGs from our facilities, acquire and surrender allowances for our GHG emissions, pay taxes related to our GHG emissions and administer and manage a GHG emissions program. We are not able at this time to estimate such increased costs; however, as is the case with similarly situated entities in the industry, they could be significant to us. While we may be able to include some or all of such increased costs in the rates charged by our pipelines, such recovery of costs in all cases is uncertain and may depend on events beyond our control including the outcome of future rate proceedings before the FERC and the provisions of any final legislation or other regulations. Similarly, while we may be able to recover some or all of such increased costs in the rates charged by our processing facilities, such recovery of costs is uncertain and may depend on the terms of our contracts with our customers. In addition, new laws, regulations, or programs adopted could also impact our customers' operations or the overall demand for fossil fuels. Any of the foregoing could have an adverse effect on our business, financial position, results of operations and prospects.

Regulation of Hydraulic Fracturing

A sizeable portion of the hydrocarbons we transport, process, and store comes from hydraulically fractured wells. Hydraulic fracturing is an important and common practice that is used to stimulate production of hydrocarbons from tight formations. The process typically involves the injection of water, sand and a small percentage of chemicals under pressure into the formation to fracture the surrounding rock and stimulate production. The process is regulated by state agencies, typically the state's oil and gas commission; however, the EPA has asserted federal regulatory authority over certain hydraulic fracturing activities involving diesel under the federal Safe Drinking Water Act, or SDWA and has released draft permitting guidance for hydraulic fracturing activities that use diesel in fracturing fluids in those states where the EPA is the permitting authority. A number of federal agencies, including the EPA and the U.S. Department of Energy, are analyzing, or have been requested to review, a variety of environmental issues associated with hydraulic fracturing. In addition, some states, including those in which we operate, have adopted, and other states are considering adopting, regulations that could impose more stringent disclosure and/or well construction requirements on hydraulic fracturing operations. Other states, including states in which we operate, have restrictions on produced water storage from hydraulic fracturing operations and the operation of produced water disposal wells. Local government also may seek to adopt ordinances within their jurisdictions regulating the time, place and

manner of drilling activities in general or hydraulic fracturing activities in particular, and in some cases, may seek to ban hydraulic fracturing entirely. Some state and local authorities have considered or imposed new laws and rules related to hydraulic fracturing, including temporary or permanent bans, additional permit requirements, operational restrictions and chemical disclosure obligations on hydraulic fracturing in certain jurisdictions or in environmentally sensitive areas.

If new laws or regulations that significantly restrict hydraulic fracturing are adopted, such laws could make it more difficult or costly for our customers to perform fracturing to stimulate production from tight formations. Restrictions on hydraulic fracturing could also reduce the volume of crude oil, natural gas, and NGLs that our customers produce, and could thereby adversely affect our revenues and results of operations.

Hazardous Substances and Waste

Our operations are subject to environmental laws and regulations relating to the management and release of hazardous substances, nonhazardous and hazardous wastes and petroleum hydrocarbons. These laws generally regulate the generation, storage, treatment, transportation and disposal of nonhazardous and hazardous waste and may impose strict joint and several liability for the investigation and remediation of affected areas where hazardous substances may have been released or disposed. For instance, the Comprehensive Environmental Response, Compensation, and Liability Act, or CERCLA, and comparable state laws impose liability, without regard to fault or the legality of the original conduct, on certain classes of persons that contributed to the release or threatened release of a hazardous substance into the environment. We may handle hazardous substances within the meaning of CERCLA, or analogous state laws, in the course of our ordinary operations and, as a result, may be jointly and severally liable under CERCLA for all or part of the costs required to clean up sites at which these hazardous substances have been released or threatened to be released into the environment.

We also generate wastes that are subject to the Resource Conservation and Recovery Act, or RCRA, and comparable state laws. RCRA regulates both nonhazardous and hazardous solid wastes, but it imposes strict requirements on the generation, storage, treatment, transportation and disposal of hazardous wastes. It is possible that wastes resulting from our operations that are currently treated as non-hazardous wastes could be designated as "hazardous wastes" in the future, subjecting us to more rigorous and costly management and disposal requirements. It is also possible that federal or state regulatory agencies will adopt stricter management or disposal standards for non-hazardous wastes, including natural gas wastes. Any such changes in the laws and regulations could have a material adverse effect on our business, financial position, results of operations and prospects or otherwise impose limits or restrictions on our operations or those of our customers.

In some cases, we own or lease properties where hydrocarbons are being or have been handled for many years. Hydrocarbons or other wastes may have been disposed of or released on or under the properties owned or leased by us or on or under the locations where these hydrocarbons and wastes have been transported for treatment or disposal. We could also have liability for releases or disposal on properties owned or leased by others. These properties and the wastes disposed thereon may be subject to CERCLA, RCRA and analogous state laws. Under these laws, we could be required to remove or remediate previously disposed wastes (including wastes disposed of or released by prior owners and operators), to clean up contaminated property (including contaminated groundwater) or to perform remedial operations to prevent future contamination.

Our produced water disposal operations require us to comply with the Class II well standards under the federal SDWA. The SDWA imposes requirements on owners and operators of Class II wells through the EPA's Underground Injection Control program, including construction, operating, monitoring and testing, reporting and closure requirements. Our disposal wells are also subject to comparable state laws and regulations. Compliance with current and future laws and regulations regarding our produced water disposal wells may impose substantial costs and restrictions on our produced water disposal operations, as well as adversely affect demand for our produced water disposal services. State and federal regulatory agencies recently have focused on a possible connection between the operation of produced water injection wells used for oil and gas waste disposal and seismic activity and tremors. When caused by human activity, such events are called induced seismicity. In some instances, operators of produced water injection wells in the vicinity of minor seismic events have been ordered to reduce produced water injection volumes or suspend operations. Regulatory agencies are continuing to study possible linkage between produced water injection activity and induced seismicity. These developments could result in additional regulation of produced water injection wells, such regulations could impose additional costs and restrictions on our produced water disposal operations.

Federal and State Waters

The Federal Water Pollution Control Act, also known as the Clean Water Act, or the CWA, and comparable state laws impose restrictions and strict controls regarding the discharge of pollutants, including petroleum products, into state waters or waters of the United States. The EPA and the U.S. Army Corps of Engineers recently adopted a rule to clarify the meaning of the term "waters of the United States" with respect to federal jurisdiction; that rule is currently stayed nationwide. Many interested parties believe that the rule expands federal jurisdiction under the CWA. Regulations promulgated pursuant to the CWA and analogous state laws require that entities that discharge into federal and/or state waters obtain National Pollutant Discharge Elimination System, or NPDES, permits and/or state permits authorizing these discharges. The CWA and analogous state laws assess administrative, civil and criminal penalties for discharges of unauthorized pollutants into the water and impose

substantial liability for the costs of removing spills from such waters. In addition, the CWA and analogous state laws require that individual permits or coverage under general permits be obtained by covered facilities for discharges of storm water runoff. Some states also maintain groundwater protection programs that require permits for discharges or operations that may impact groundwater. We believe that we are in substantial compliance with the CWA permitting requirements as well as the conditions imposed thereunder and that continued compliance with such existing permit conditions will not have a material effect on our results of operations.

The primary federal law related to oil spill liability is the Oil Pollution Act, or OPA, which amends and augments oil spill provisions of the CWA and imposes certain duties and liabilities on certain "responsible parties" related to the prevention of oil spills and damages resulting from such spills in or threatening United States waters or adjoining shorelines. Spill prevention, control and countermeasure requirements of federal laws and analogous state laws require us to maintain spill prevention control and countermeasure plans. These laws also require appropriate containment berms and similar structures to help prevent the contamination of regulated waters in the event of a hydrocarbon tank spill, rupture or leak. Regulations promulgated pursuant to OPA further require certain facilities to maintain oil spill prevention and oil spill contingency plans. A liable "responsible party" includes the owner or operator of a facility, vessel or pipeline that is a source of an oil discharge or that poses the substantial threat of discharge, or in the case of offshore facilities, the lessee or permittee of the area in which a discharging facility is located. OPA assigns joint and several liability, without regard to fault, to each liable party for oil removal costs and a variety of public and private damages. Although defenses exist to the liability imposed by OPA, they are limited. In the event of an oil discharge or substantial threat of discharge, we may be liable for costs and damages.

Endangered Species

The Endangered Species Act, or ESA, restricts activities that may affect endangered or threatened species or their habitats. While some of our operations may be located in areas that are designated as habitats for endangered or threatened species, we believe that we are in substantial compliance with the ESA. However, the designation of previously unlisted endangered or threatened species could cause us to incur additional costs or become subject to operating restrictions or bans or limit future development in the affected areas.

National Environmental Policy Act

The National Environmental Policy Act, or NEPA, establishes a national environmental policy and goals for the protection, maintenance and enhancement of the environment and provides a process for implementing these goals within federal agencies. A major federal agency action having the potential to significantly impact the environment requires review under NEPA and, as a result, many activities requiring FERC or other federal approval must undergo a NEPA review. A NEPA review can create delays and increased costs that could materially adversely affect our operations.

Employee Safety

We are subject to the requirements of OSHA and comparable state statutes that regulate the protection of the health and safety of workers. In addition, the OSHA hazard communication standard requires that information be maintained about hazardous materials used or produced in operations and that this information be provided to employees, state and local government authorities and citizens. We believe that our operations are in substantial compliance with OSHA requirements, including general industry standards, record keeping requirements, and monitoring of occupational exposure to regulated substances.

Seasonality

Weather generally impacts natural gas demand for power generation, heating purposes and other natural gas usages, which in turn influences the value of transportation and storage. Price volatility also affects gas prices, which in turn influences drilling and production. Peak demand for natural gas typically occurs during the winter months, caused by heating demand. Nevertheless, because a high percentage of our natural gas transportation and storage and crude oil transportation revenues are derived from firm capacity reservation fees under long-term firm fee contracts, our revenues attributable to those segments are not generally seasonal in nature. We experience some seasonality in our processing segment, as volumes at our processing facilities are slightly higher in the summer months. We also experience some seasonality in our maintenance, repair, overhaul, integrity, and other projects, as warm weather months are most conducive to efficient execution of these activities.

Title to Properties and Rights-of-Way

Our real property generally falls into two categories: (i) parcels that we own in fee and (ii) parcels in which our interest derives from leases, easements, rights-of-way, permits, surface use agreements, or licenses from landowners or governmental authorities, permitting the use of such land for our operations. Portions of the land on which our pipelines and facilities are located are owned by us in fee title, and we believe that we have satisfactory title to these lands. The remainder of the land on which our pipelines and facilities are located are held by us pursuant primarily to leases, easements, rights-of-way, permits, surface use agreements or licenses between us, as grantee, and a third party, as grantor. We believe that we have satisfactory

title to all of our material parcels that we own in fee and the material parcels in which our interest derives from leases, easements, rights-of-way, permits and licenses, and we have no knowledge of any challenge that we expect will impact our title to such assets or their underlying fee title in any material respect.

Some of the leases, easements, rights-of-way, permits and licenses we acquire, including those we acquired in the IPO, require the consent of the grantor for the assignment/conveyance of such rights, which in certain instances is a governmental entity. The transferor, such as Tallgrass Development or its affiliates, may continue to hold record title to portions of certain assets until we make the appropriate filings in the jurisdictions in which such assets are located and obtain any consents and approvals that are not obtained prior to transfer. Such consents and approvals would include those required by federal and state agencies or political subdivisions. In some cases, Tallgrass Development may, where required consents or approvals have not been obtained, temporarily hold record title to property as nominee for our benefit and in other cases may, on the basis of expense and difficulty associated with the conveyance of title, cause its affiliates to retain title, as nominee for our benefit, until a future date. We anticipate that there will be no material change in the tax treatment of our common units resulting from Tallgrass Development holding the title to any part of such assets subject to future conveyance or as our nominee.

Insurance

We generally share insurance coverage with Tallgrass Development and TEGP, for which we reimburse Tallgrass Development and its affiliates for our share of the cost pursuant to the terms of the TEP Omnibus Agreement. This shared insurance program includes general and excess liability insurance, auto liability insurance, workers' compensation insurance, pollution, business interruption and property and director and officer liability insurance. All insurance coverage is in amounts which management believes are reasonable and appropriate.

Employees

We do not have any employees. We are managed and operated by the board of directors and executive officers of our general partner. All of our employees are employed by an affiliate of Tallgrass Energy Holdings and devote the portion of their time to our business and affairs that is reasonably required to manage and conduct our operations. Under the terms of the TEP Omnibus Agreement and our partnership agreement, we reimburse Tallgrass Development and our general partner, respectively, for the provision of various general and administrative services for our benefit and for direct expenses incurred by Tallgrass Development or our general partner on our behalf, including services performed and expenses incurred by our executive management personnel in connection with our business and affairs.

Available Information

We make certain filings with the SEC, including our Annual Report on Form 10-K, quarterly reports on Form 10-Q, current reports on Form 8-K, and all amendments and exhibits to those reports. We make such filings available free of charge through our website, www.tallgrassenergy.com, as soon as reasonably practicable after they are filed with the SEC. The filings are also available through the SEC's website, www.sec.gov, at the SEC's Public Reference Room at 100 F Street, N.E., Washington, D.C. 20549 or by calling 1-800-SEC-0330. Our press releases and recent presentations are also available on our website.

Item 1A. Risk Factors

Limited partner interests are inherently different from shares of capital stock of a corporation, although many of the business risks to which we are subject are similar to those that would be faced by a corporation engaged in similar businesses. If any of the following risks were to occur, our business, financial condition or results of operations could be materially adversely affected. In that case, we might not be able to pay quarterly distributions on our common units at the current distribution level, or pay any distribution at all, and the trading price of our common units could decline.

Risks Related to Our Business

We may not have sufficient cash from operations following the establishment of cash reserves and payment of fees and expenses, including cost reimbursements to our general partner and its affiliates, to enable us to pay the quarterly distribution at the current distribution level, or at all, to holders of our common units.

We may not have sufficient available cash from operating surplus each quarter to enable us to pay the quarterly distribution at the current distribution level, at the minimum quarterly distribution level, or at all. The amount of cash we can distribute on our units principally depends upon the amount of cash we generate from our operations, which will fluctuate from quarter to quarter based on, among other things:

- the level of firm services we provide to customers pursuant to firm fee contracts and the volume of customer products we transport, store, process, gather, treat and dispose using our assets;
- our ability to renew or replace expiring long-term firm fee contracts with other long-term firm fee contracts;

- the creditworthiness of our customers, particularly customers who are subject to firm fee contracts;
- our ability to complete and integrate acquisitions from Tallgrass Development or from third parties;
- the level of production of crude oil, natural gas and other hydrocarbons and the resultant market prices of natural gas, NGLs, crude oil and other hydrocarbons;
- the actual and anticipated future prices, and the volatility thereof, of natural gas, crude oil and other commodities;
- changes in the fees we charge for our services, including firm services and interruptible services;
- our ability to identify, develop, and complete internal growth projects or expansion capital expenditures on favorable terms to improve optimization of our current assets;
- regional, domestic and foreign supply and perceptions of supply of natural gas, crude oil and other hydrocarbons;
- the level of demand and perceptions of demand in end-user markets we directly or indirectly serve;
- applicable laws and regulations affecting our and our customers' business, including the market for natural gas, crude oil, other hydrocarbons and water, the rates we can charge on our assets, how we contract for services, our existing contracts, our operating costs or our operating flexibility;
- prevailing economic conditions;
- the effect of seasonal variations in temperature and climate on the amount of customer products we are able to transport, store, process, gather, treat and dispose using our assets;
- the realized pricing impacts on revenues and expenses that are directly related to commodity prices;
- the level of competition from other midstream energy companies in our geographic markets;
- the level of our operating and maintenance costs;
- damage to our assets and surrounding properties caused by earthquakes, floods, fires, severe weather, explosions and other natural disasters or acts of terrorism;
- outages in our assets;
- the relationship between natural gas and NGL prices and resulting effect on processing margins; and
- leaks or accidental releases of hazardous materials into the environment, whether as a result of human error or otherwise.

In addition, the actual amount of cash we will have available for distribution will depend on other factors, including:

- our ability to borrow funds and access capital markets;
- the level, timing and characterization of capital expenditures we make;
- the level of our general and administrative expenses, including reimbursements to our general partner and its affiliates, including Tallgrass Development, for services provided to us;
- the cost of pursuing and completing acquisitions, if any;
- our debt service requirements and other liabilities;
- fluctuations in our working capital needs;
- restrictions contained in our debt agreements;
- the amount of cash reserves established by our general partner; and
- other business risks affecting our cash levels.

If we are not able to renew or replace expiring customer contracts at favorable rates or on a long-term basis, our financial condition, results of operations, cash flows and ability to make cash distributions to our unitholders will be adversely affected.

A substantial majority of our contracts for transporting, storing, and processing our customers' products on our systems are long-term firm fee contracts with terms of various durations. For the year ended December 31, 2016, approximately 89% of our crude oil transportation revenues were generated under firm fee transportation contracts and approximately 92% of our natural gas transportation and storage revenues were generated under firm fee transportation and storage contracts. As of December 31, 2016, the weighted average remaining life of our oil transportation contracts was approximately three years, the weighted average remaining life of our long-term natural gas transportation contracts and natural gas storage contracts at TIGT and Trailblazer was approximately three years and five years, respectively, and the weighted average remaining life of our natural gas processing contracts was approximately two years. In addition, a majority of Rockies Express' west-to-east pipeline capacity is subject to long-term firm fee contracts that expire in 2019 and a significant amount of Rockies Express' revenue in 2016 was derived under these contracts.

We may be unable to maintain the long-term nature and economic structure of our current contract portfolio over time. Depending on prevailing market conditions at the time of a contract renewal, our natural gas transportation, storage and processing customers with long-term fee-based contracts may desire to enter into contracts with reduced fees, and may be unwilling to enter into long-term contracts at all. In addition, most of the long-term contracts for the Pony Express Pipeline expire in 2019 and those customers may unilaterally decide whether to renew such contract. If those customers do not renew their contract, under current FERC policy, Pony Express is generally prohibited from entering into new long-term contracts that grant contract shippers priorities in prorationing under the ICA unless such contract relates to an increase in the capacity of the Pony Express Pipeline.

Our ability to renew or replace our expiring contracts on terms similar to, or more attractive than, those of our existing contracts is uncertain and depends on a number of factors beyond our control, including:

- the level of existing and new competition to provide competing services to our markets;
- the macroeconomic factors affecting crude oil and natural gas economics for our current and potential customers;
- the balance of supply and demand for natural gas, crude oil and other hydrocarbons, on a short-term, seasonal and long-term basis, in the markets we serve;
- the extent to which the current and potential customers in our markets are willing to provide firm fee commitments on a long-term basis; and
- the effects of federal, state or local laws or regulations on the contracting practices of our customers.

In the current commodity environment, which included significant price reduction and volatility in crude oil, natural gas and other hydrocarbons from the second half of 2014 through the first half of 2016, we expect customers will generally continue to be less likely to enter into long-term firm fee contracts until prices recover and stability returns to the commodity markets. Customers who do enter into long-term contracts may only be willing to provide acreage dedications to our assets rather than firm fee commitments. Acreage dedications typically do not require our customers to pay us unless they utilize our assets, and they may also be subject to challenge in bankruptcy proceedings.

To the extent we are unable to renew or replace our existing contracts on terms that are favorable to us or successfully manage the long-term nature and economic structure of our contract profile over time, our revenues and cash flows could decline and our ability to make distributions to our unitholders could be materially and adversely affected.

We are exposed to the creditworthiness and performance of our customers, suppliers and contract counterparties, and any material nonpayment or nonperformance by one or more of these parties could adversely affect our financial condition, cash flows, and operating results.

Although we attempt to assess the creditworthiness of our customers, suppliers and contract counterparties, there can be no assurance that our assessments will be accurate or that there will not be a rapid or unanticipated deterioration in their creditworthiness, which may have an adverse impact on our business, results of operations, financial condition and ability to make cash distributions to our unitholders. Our long-term firm fee contracts obligate our customers to pay demand charges regardless of whether they utilize our assets, except for certain circumstances outlined in applicable customer agreements. As a result, during the term of our long-term firm fee contracts, and absent an event of force majeure, our revenues will generally depend on our customers' financial condition and their ability to pay rather than upon the extent to which our customers actually utilize our assets. The decline and volatility in natural gas and crude oil prices during the second half of 2014 through the first half of 2016 negatively impacted the financial condition of our customers and future declines, lower prices, or volatility could impact their ability to meet their financial obligations to us. Further, our contract counterparties may not perform or adhere to our existing or future contractual arrangements. To the extent one or more of our contract counterparties is in

financial distress or commences bankruptcy proceedings, contracts with these counterparties may be subject to renegotiation or rejection under applicable provisions of the United States Bankruptcy Code. Any material nonpayment or nonperformance by our contract counterparties due to inability or unwillingness to perform or adhere to contractual arrangements could have a material adverse impact on our business, results of operations, financial condition and ability to make cash distributions to our unitholders.

For example, in 2016, Ultra Resources, Inc., or Ultra, defaulted on its firm transportation service agreement with Rockies Express for approximately 0.2 Bcf/d through November 11, 2019, and as a result, Rockies Express filed a lawsuit seeking approximately \$303 million in damages and other relief. Approximately 13% of Rockies Express' revenue in 2015 was derived from the Ultra contract. In April 2016 Ultra filed for bankruptcy protection. On January 12, 2017, Rockies Express and Ultra agreed to settle Rockies Express's claim against Ultra's bankruptcy estate. The settlement includes Ultra's agreement to pay Rockies Express \$150 million in cash no later than October 30, 2017 and enter into a new, seven-year firm transportation agreement with Rockies Express commencing December 1, 2019, for west-to-east service of 0.2 Bcf/d at a rate of approximately \$0.37, or approximately \$26.8 million annually. The settlement is part of Ultra's Chapter 11 reorganization plan, and therefore subject to the approval of the U.S. Bankruptcy Court. There is no assurance that Ultra's Chapter 11 reorganization plan will be approved or that Ultra will meet the terms and conditions for such plan to become effective.

In addition, Triad Hunter, LLC, or Triad, sought bankruptcy relief in December 2015. At the time Triad commenced the bankruptcy proceedings, Triad and Rockies Express were parties to a precedent agreement that provided Triad with an approximate 0.1 Bcf/d of firm capacity in connection with the Rockies Express Zone 3 Capacity Enhancement Project. In order to settle its claim, Rockies Express agreed to amend certain material terms of the precedent agreement, including reducing Triad's firm capacity under the precedent agreement to an approximate 0.05 Bcf/d.

Although the Triad and Ultra claims were ultimately settled, and on terms TEP and Rockies Express view as favorable, the settlements will not deliver the same benefits as the underlying contract at issue in each circumstance.

The procedures and policies we use to manage our exposure to credit risk, such as credit analysis, credit monitoring and, in some cases, requiring credit support, cannot fully eliminate counterparty credit risks. In accordance with FERC regulations and our own internal credit policies, counterparties with investment grade credit ratings are deemed able to meet their financial obligations to us without requiring credit support in the form of a letter of credit or prepayment. With the decline and volatility in natural gas and crude oil prices over the last two years and the corresponding deterioration of the financial condition of some of our customers, the percent of our revenue from customers with investment grade credit ratings fell to slightly under 45% during the year ended December 31, 2016. Although we ask for credit support from customers without investment grade credit ratings, some customers may be unwilling or unable to provide it due to liquidity constraints. To the extent our procedures and policies prove to be inadequate or we are unable to obtain credit support, our financial position and results of operations may be negatively impacted.

Some of our counterparties may be highly leveraged or have limited financial resources and are subject to their own operating and regulatory risks. Even if our credit review and analysis mechanisms work properly, we may experience financial losses in our dealings with such parties. As seen with the decline and volatility in crude oil prices from the second half of 2014 through the first half of 2016, prices for crude oil and natural gas are subject to large fluctuations in response to changes in supply and demand, market uncertainty and a variety of other factors that are beyond our control. Such volatility in commodity prices might have an impact on many of our counterparties and their ability to borrow and obtain additional capital on attractive terms, which, in turn, could have a negative impact on their ability to meet their obligations to us and may also increase the magnitude of these obligations.

Any material nonpayment or nonperformance by our counterparties could require us to pursue substitute counterparties for the affected operations, reduce operations or provide alternative services. There can be no assurance that any such efforts would be successful or would provide similar financial and operational results.

We depend on certain key customers for a significant portion of our revenues and are exposed to credit risks of these customers. The loss of or material nonpayment or nonperformance by any of these key customers could adversely affect our cash flow and results of operations.

We rely on certain key customers for a portion of revenues. For example, for the year ended December 31, 2016, Continental Resources and Shell accounted for approximately 16% and 13% of our revenues on a consolidated basis, respectively. In addition, for the year ended December 31, 2016, approximately 60% of our consolidated revenues were represented by the top ten customers on our Pony Express System. We own a 25% membership interest in Rockies Express, which is not consolidated for financial reporting purposes. Approximately 23%, 12%, 10%, and 10%, respectively, of Rockies Express' total revenues as of December 31, 2016 were represented by Rockies Express' four largest non-affiliated shippers.

We may be unable to negotiate extensions or replacements of contracts with key customers on favorable terms. For additional detail, see *"—If we are not able to renew or replace expiring customer contracts at favorable rates or on a long-term basis, our financial condition, results of operations, cash flows and ability to make cash distributions to our unitholders will be adversely affected."*

In addition, some of these key customers may experience financial problems that could have a significant effect on their creditworthiness. For example, Rockies Express terminated its contract with its third largest non-affiliated shipper by total 2015 revenue, Ultra, in March 2016. For more detail regarding Ultra, see *"—We are exposed to the creditworthiness and performance of our customers, suppliers and contract counterparties, and any material nonpayment or nonperformance by one or more of these parties could adversely affect our financial condition, cash flows, and operating results."*

Severe financial problems encountered by our customers could limit our ability to collect amounts owed to us, or to enforce performance of obligations under contractual arrangements. To the extent one or more of our key customers is in financial distress or commences bankruptcy proceedings, contracts with these customers may be subject to renegotiation or rejection under applicable provisions of the United States Bankruptcy Code. Additionally, many of our customers finance their activities through cash flow from operations, the incurrence of indebtedness or the issuance of equity. The combination of reduction of cash flow resulting from declines in commodity prices, a reduction in borrowing bases under credit facilities and the lack of availability of debt or equity financing may result in a significant reduction of our customers' liquidity and limit their ability to make payments or perform on their obligations to us. Furthermore, some of our customers may be highly leveraged and subject to their own operating and regulatory risks, which increases the risk that they may default on their obligations to us. The loss of all or even a portion of the contracted volumes of these key customers, as a result of competition, creditworthiness or otherwise, could have a material adverse effect on our business, cash flows, ability to make distributions to our unitholders, the price of our units, our results of operations and ability to conduct our business.

If we are unable to make acquisitions on economically acceptable terms from Tallgrass Development or third parties, our future growth will be limited, and the acquisitions we do make may reduce, rather than increase, our cash generated from operations on a per unit basis.

Our ability to grow depends, in part, on our ability to make acquisitions that increase our cash generated from operations on a per unit basis.

The acquisition component of our strategy is based, in part, on our expectation of ongoing divestitures of midstream energy assets by industry participants, including Tallgrass Development. Many factors could impair our access to future midstream assets, including a change in control of Tallgrass Development. A material decrease in divestitures of midstream energy assets from Tallgrass Development or otherwise would limit our opportunities for future acquisitions and could have a material adverse effect on our business, results of operations, financial condition and ability to make quarterly cash distributions to our unitholders.

Our future growth and ability to increase distributions will be limited if we are unable to make accretive acquisitions from Tallgrass Development or third parties because, among other reasons, (i) Tallgrass Development elects not to sell or contribute additional assets to us or to offer acquisition opportunities to us, (ii) we are unable to identify attractive third-party acquisition opportunities, (iii) we are unable to negotiate acceptable purchase contracts with Tallgrass Development or third parties, (iv) we are unable to obtain financing for these acquisitions on economically acceptable terms, (v) we are outbid by competitors or (vi) we are unable to obtain necessary governmental or third-party consents. Furthermore, even if we do make acquisitions that we believe will be accretive, these acquisitions may nevertheless result in a decrease in the cash generated from operations on a per unit basis. For example, we acquired a 25% membership interest in Rockies Express in May 2016, and if certain risks or unanticipated liabilities were to arise, the desired benefits of the acquisition may not be fully realized and our future financial performance and results of operations could be negatively impacted.

Any acquisition involves potential risks, including, among other things:

- mistaken assumptions about volumes, revenue and costs, including synergies and potential growth;
- an inability to maintain or secure adequate customer commitments to use the acquired systems or facilities;
- an inability to successfully integrate the assets or businesses we acquire;
- the assumption of unknown liabilities for which we are not indemnified or for which our indemnity is inadequate;
- the diversion of management's and employees' attention from other business concerns;
- unforeseen difficulties operating in new geographic areas or business lines; and
- a decrease in liquidity and increased leverage as a result of using significant amounts of available cash or debt to finance an acquisition.

If any acquisition eventually proves not to be accretive to our distributable cash flow per unit, it could have a material adverse effect on our business, results of operations, financial condition and ability to make quarterly cash distributions to our unitholders.

If we are unable to obtain needed capital or financing on satisfactory terms to fund expansions of our asset base, our ability to make quarterly cash distributions may be diminished or our financial leverage could increase.

In order to expand our asset base through acquisitions or capital projects, we may need to make expansion capital expenditures. If we do not make sufficient or effective expansion capital expenditures, we will be unable to expand our business operations and may be unable to maintain or raise the level of our quarterly cash distributions. We could be required to use cash from our operations or incur borrowings or sell additional common units or other limited partner interests in order to fund our expansion capital expenditures. Using cash from operations will reduce cash available for distribution to our common unitholders. Our ability to obtain bank financing or to access the capital markets for future equity or debt offerings may be limited by our financial condition at the time of any such financing or offering as well as the covenants in our debt agreements, general economic conditions and contingencies and uncertainties that are beyond our control. Even if we are successful in obtaining funds for expansion capital expenditures through equity or debt financings, the terms thereof could limit our ability to pay distributions to our common unitholders. In addition, incurring additional debt may significantly increase our interest expense and financial leverage, and issuing additional limited partner interests may result in significant common unitholder dilution and increase the aggregate amount of cash required to maintain the then-current distribution rate, which could materially decrease our ability to pay distributions at the then-current distribution rate. We do not currently have any commitment with our general partner or other affiliates, including Tallgrass Development, for them to provide any direct or indirect financial assistance to us.

The Throughput and Deficiency Agreements for the Pony Express System and some of our service agreements with respect to our water business services contain provisions that can reduce the cash flow stability that the agreements were designed to achieve.

The Throughput and Deficiency Agreements, or TDAs, for the Pony Express System and some of our service agreements with respect to our water services business are firm fee contracts with minimum volume commitments that are designed to generate stable cash flows and minimize direct commodity price risk. Under these minimum volume commitments, our customers agree to ship a minimum volume of crude oil or to have a minimum volume of water serviced, as the case may be, over certain periods during the term of the applicable agreement.

If a customer's actual throughput volumes or volumes serviced are less than its minimum volume commitment for the applicable period, it must make a deficiency payment at the end of the applicable period based upon the difference between the minimum volume commitment and the actual amounts serviced. A customer may apply any deficiency payments it makes as a credit against payment for volumes transported or serviced by us in excess of its minimum volume commitment in future periods. Upon termination of the Pony Express TDAs, customers may continue to use any remaining deficiency credits against any volumes serviced by us for a period of six months following termination, even though such customers may no longer have a minimum volume commitment.

To the extent that a customer's actual throughput volumes or volumes serviced are above its minimum volume commitment for the applicable period, the customer may use the excess volumes to credit against future deficiency payments in subsequent periods. As of December 31, 2016, Pony Express had a cumulative net deficiency balance of \$60.6 million and a cumulative shipper incremental balance of \$24.4 million.

Some or all of these provisions can apply in combination with one another. As a result, in the future we may not receive any cash payments for volumes shipped or serviced by us, and we may not receive deficiency payments as a result of excess volumes shipped in prior periods. This would result in reduced revenue and cash flows to us.

We may not be able to compete effectively in our midstream services activities and our business is subject to the risk of a capacity overbuild of midstream energy infrastructure in the areas where we operate.

We face competition in all aspects of our business and may not be able to compete effectively against our competitors. In general, competition comes from a wide variety of players in a wide variety of contexts, including new entrants and existing players and in connection with day-to-day business, expansion capital projects, acquisitions and joint venture activities. Some of our competitors have capital resources greater than ours and control greater supplies of crude oil, natural gas or NGLs.

Our ability to renew or replace our existing contracts at rates sufficient to maintain current revenues and current cash flows could be adversely affected by the activities of our competitors. Some of our competitors have assets in closer proximity to certain hydrocarbon supplies and have available idle capacity in existing assets that may require no or minimal capital investments for use. For example, several pipelines access many of the same basins as our assets and provide transport to customers in the Rocky Mountain, Appalachian Mountain and Midwest regions of the United States, such as the Saddlehorn-Grand Mesa Pipeline and White Cliffs Pipeline that compete with the Pony Express Pipeline. Pony Express also competes with rail facilities, which can provide more delivery optionality to crude oil producers and marketers looking to capitalize on basis differentials between two primary crude oil benchmarks (West Texas Intermediate Crude and Brent Crude). Furthermore, Tallgrass Development and its affiliates are not limited in their ability to compete with us.

Our competitors may expand or construct new midstream services assets that would create additional competition for the services we provide to our customers, or our customers may develop their own facilities in lieu of using ours. A significant driver of competition in some of the markets where we operate (including, for example, the Rocky Mountain and Appalachian Mountain regions) has been the rapid development of new midstream energy infrastructure capacity in recent years. As a result, we are exposed to the risk that the areas in which we operate become overbuilt, resulting in an excess of midstream energy infrastructure capacity. If we experience a significant capacity overbuild in one or more of the areas where we operate, it could have a significant adverse impact on our financial position, cash flows and ability to pay or increase distributions to our unitholders. For example, our competitors in these areas could substantially decrease the prices at which they offer their services, and we may be unable to compete effectively. This could materially impair our cash flows and ability to make distributions to our unitholders.

Further, natural gas as a fuel, and fuels derived from crude oil, compete with other forms of energy available to users, including electricity, coal, other liquid fuels and alternative energy. Increased demand for such forms of energy at the expense of natural gas or fuels derived from crude oil could lead to a reduction in demand for our services.

All of these competitive pressures could make it more difficult for us to renew our existing long-term firm fee contracts when they expire or to attract new customers as we seek to expand our business, which could have a material adverse effect on our business, financial condition, results of operations and prospects. In addition, competition could intensify the negative impact of factors that decrease demand for natural gas and crude oil in the markets we serve, such as adverse economic conditions, weather, higher fuel costs and taxes or other governmental or regulatory actions decreasing demand.

Constructing new assets subjects us to risks of project delays, cost overruns and lower-than-anticipated volumes of natural gas or crude oil once a project is completed. Our operating cash flows from our capital projects may not be immediate or meet our expectations.

One of the ways we may grow our business is by constructing additions or modifications to our existing facilities. We also may construct new facilities, either near our existing operations or in new areas. Construction projects require significant amounts of capital and involve numerous regulatory, environmental, political, legal and operational uncertainties, many of which are beyond our control. We may be unable to complete announced construction projects on schedule, at the budgeted cost, or at all, which could have a material adverse effect on our business and results of operations. For example, on June 17, 2014, Michels Corporation, or Michels, filed a complaint and request for relief against Rockies Express as a result of work performed by Michels to construct the Seneca Lateral Pipeline in Ohio. Michels sought unspecified damages from Rockies Express and asserted claims of breach of contract, negligent misrepresentation, unjust enrichment and quantum meruit, and also filed notices of Mechanic's Liens in Monroe and Noble Counties, asserting \$24.2 million as the amount due. On February 2, 2017, Rockies Express and Michels entered into a binding settlement agreement to resolve the claims brought by Michels in exchange for a \$10 million cash payment by Rockies Express.

These projects also involve numerous economic uncertainties and the cash flow generated from these projects may not meet expectations or project estimates. Moreover, we may not receive any material increase in operating cash flow from a project for some time or at all. For instance, with respect to the Rockies Express Zone 3 Capacity Enhancement Project, substantially all of the construction expenditures have been incurred during 2015 and 2016, yet Rockies Express will only receive increases in cash flow from the project now that it is completed and was placed in-service in January 2017.

The project specifications and expectations regarding project cost, timing, asset performance, investment returns and other matters usually rely in part on the expertise of third parties such as engineers, technical experts and construction contractors. These estimates may prove to be inaccurate because of numerous operational, technological, economic and other uncertainties. We also rely in part on estimates from producers regarding the timing and volume of anticipated natural gas and crude oil production. Production estimates are subject to numerous uncertainties, nearly all of which are beyond our control. These estimates may prove to be inaccurate, and new facilities may not attract sufficient volumes to achieve our expected cash flow and investment return.

We have certain long-term fixed priced natural gas and crude oil transportation contracts that cannot be adjusted even if our costs increase. As a result, our costs could exceed our revenues.

As of December 31, 2016, approximately 40% of our contracted natural gas transportation firm capacity was provided under long-term, fixed price "negotiated or discount rate" contracts that are not subject to adjustment, even if our cost to perform such services exceeds the revenues received from such contracts, and, as a result, our costs could exceed our revenues received under such contracts. It is possible that costs to perform services under our "negotiated or discount rate" contracts will exceed the negotiated or discounted rates. It is also possible with respect to discounted rates that if our filed "recourse rates" should ever be reduced below applicable discounted rates, we would only be allowed by the FERC to charge the lower recourse rates, since FERC policy does not allow discount rates to be charged to the extent that they exceed applicable recourse rates. If these events were to occur, it could decrease the cash flow realized by our assets and, therefore, the cash we have available for distributions to our unitholders.

Under FERC policy, a regulated service provider and a customer may mutually agree to sign a contract for service at a "negotiated rate," which is generally fixed between the natural gas pipeline and the shipper for the contract term and does not necessarily vary with changes in the level of cost-based "recourse rates," provided that the affected customer is willing to agree to such rates and that the FERC has accepted the negotiated rate agreement. These "negotiated or discount rate" contracts are not generally subject to adjustment for increased costs which could be caused by inflation or other factors relating to the specific facilities being used to perform the services. Any shortfall of revenue, representing the difference between "recourse rates" (if higher) and negotiated or discounted rates, under current FERC policy, may be recoverable from other shippers in certain circumstances. For example, the FERC may recognize this shortfall in the determination of prospective rates in a future rate case. However, if the FERC were to disallow the recovery of such costs from other customers, it could decrease the cash flow realized by our assets and, therefore, the cash we have available for distributions to our unitholders.

Rates under Pony Express' TDAs are typically subject to change only per contract terms and conditions, including Pony Express' right to file changes to contract rates to reflect annual index percentage adjustments published by the FERC. We generally cannot file for rate increases with respect to committed shippers who have signed TDAs, other than to reflect annual index adjustments or to recover compliance costs imposed by governmental actions.

A significant amount of the revenue currently generated by the Pony Express System, and a significant amount of Rockies Express' revenue, are from contracts that contain most favored nations rights, limiting flexibility to offer certain capacity to new shippers.

Approximately 90% of the Pony Express System's current available capacity is provided to committed shippers under long-term TDAs. Some of the TDAs contain most favored nations rights, or MFNs, which could result in lower rates being charged to certain committed shippers to ensure that the rates such shippers are paying are no greater than ninety to one hundred percent of the rates being charged to other similarly situated shippers for similar service at similar volumes and terms. Triggering the MFNs on the TDAs could lead to a reduction in revenue generated by Pony Express, which could have a material adverse effect on our revenues, cash flow, results of operations and our ability to make distributions to our unitholders.

Rockies Express' foundation and anchor shippers for west-to-east service hold certain MFNs granting them a right to a rate reduction in certain instances where Rockies Express provides service to another shipper at a rate lower than the foundation or anchor shipper rate for a term of one year or greater or, in the case of the foundation shipper, from certain specified receipt locations. The MFNs effectively limit Rockies Express' flexibility in negotiating rates for some of its services with other shippers, because triggering the MFNs of the foundation and anchor shippers could lead to a reduction in the rates that Rockies Express charges, which could have a material adverse effect on Rockies Express' revenues, cash flow and results of operations, which in turn could impair our ability to make distributions to our unitholders.

If third-party pipelines or other facilities interconnected to our systems become partially or fully unavailable, or if the volumes we transport do not meet the quality requirements of such pipelines or facilities, our revenues and our ability to make distributions to our unitholders could be adversely affected.

Our assets typically connect to other pipelines or facilities owned, leased and/or operated by unaffiliated third parties, such as the ONEOK Bakken Pipeline, L.L.C., Deeprock Development, Whiting, and others. For example, our Pony Express System connects to upstream joint tariff pipelines, including the Belle Fourche Pipeline owned by the True Companies (which also own and operate the Bridger Pipeline upstream of the Belle Fourche Pipeline) and the Double H Pipeline owned by Kinder Morgan, which are responsible for delivering a substantial portion of the crude oil for transportation on the Pony Express System. In addition, part of the crude oil we transport on the Pony Express System is either stored in crude oil tanks located on, or pumped over to downstream pipelines that interconnect through the Cushing Terminal, which we do not operate.

The continuing operation of such third-party facilities and other midstream facilities is not within our control. These pipelines, plants and other midstream facilities may become unavailable to us for any number of reasons, including because of testing, turnarounds, line repair, extended unscheduled maintenance, reduced operating pressure, lack of operating capacity, regulatory requirements, curtailments of receipt or deliveries due to insufficient capacity or because of damage from weather events or other operational hazards. For example, the operations of the Bridger Pipeline's Poplar System were down for approximately five months during the first half of 2015 due to a pipeline release. Bridger declared a force majeure as a result of this event and temporarily lacked the capacity to make up volumes on other lines that directly or indirectly deliver crude oil into designated origin points on the Pony Express System or the Belle Fourche Pipeline. The largest committed shipper on the Pony Express System also declared a force majeure as a result of this incident.

If the costs to us to access and transport on these third-party pipelines or any alternative pipelines significantly increase, if any of these pipelines or other midstream facilities become unable to receive, transport, store or process products from our assets, or if the volumes we transport or process do not meet the quality requirements of such pipelines or facilities, our revenues and our ability to make quarterly cash distributions to our unitholders could be adversely affected.

The lack of diversification of our assets and geographic locations could adversely affect our ability to make distributions to our common unitholders.

We rely on revenues generated from our assets, which are primarily located in the Rocky Mountain, Appalachian Mountain and Midwest regions of the United States. Revenues on our assets primarily depend on exploration and production activities of our customers located in these regions. Due to our lack of diversification in assets and geographic location, an adverse development in these businesses or our customers' areas of operations, including adverse developments due to catastrophic events, weather, regulatory action and decreases in supply or demand for hydrocarbons, could have a significantly greater impact on our results of operations and cash available for distribution to our common unitholders than if we maintained more diverse assets and locations. For example, our water business services are concentrated in a limited number of assets and primarily consists of our water business operations in Weld County, Colorado. Thus, the growth and profitability of our water business services will be especially vulnerable to conditions and fluctuations in the local Weld County economy and subject to changes in local government regulations and priorities.

Our operations are dependent on our rights and ability to receive or renew the required permits and other approvals from governmental authorities and other third parties.

Performance of our operations requires that we obtain and maintain numerous environmental and land use permits and other approvals authorizing our business activities. A decision by a governmental authority or other third party to deny, delay or restrictively condition the issuance of a new or renewed permit or other approval, or to revoke or substantially modify an existing permit or other approval, could have a material adverse effect on our ability to initiate or continue operations at the affected location or facility. Expansion of our existing operations is also predicated on securing the necessary environmental or land use permits and other approvals, which we may not receive in a timely manner or at all.

In order to obtain permits and renewals of permits and other approvals in the future, we may be required to prepare and present data to governmental authorities pertaining to the potential adverse impact that any proposed activities may have on the environment, individually or in the aggregate, including on public and Indian lands. Certain approval procedures may require preparation of archaeological surveys, endangered species studies and other studies to assess the environmental impact of new sites or the expansion of existing sites. Compliance with these regulatory requirements is expensive and significantly lengthens the time needed to develop a site or pipeline alignment. Also, obtaining or renewing required permits or other approvals is sometimes delayed or prevented due to community opposition and other factors beyond our control. The denial of a permit or other approval essential to our operations or the imposition of restrictive conditions with which it is not practicable or feasible to comply could impair or prevent our ability to develop or expand a property or right-of-way. Significant opposition to a permit or other approval by neighboring property owners, members of the public or non-governmental organizations, or other third parties or delay in the environmental review and permitting process also could impair or delay our ability to develop or expand a property or right-of-way. New legal requirements, including those related to the protection of the environment, could be adopted at the federal, state and local levels that could materially adversely affect our operations, our cost structure or our customers' ability to use our services. Such current or future regulations could have a material adverse effect on our business and we may not be able to obtain or renew permits or other approvals in the future.

Difficult conditions in the global capital markets, the credit markets and the economy in general could negatively affect our business and results of operations.

Our business may be negatively impacted by adverse economic conditions or future disruptions in the global financial markets. Included among these potential negative impacts are reduced energy demand and lower prices for our services and increased difficulty in collecting amounts owed to us by our customers which could reduce our access to credit markets, raise the cost of such access or require us to provide additional collateral to our counterparties. Our ability to access available capacity under our revolving credit facility could be impaired if one or more of our lenders fails to honor its contractual obligation to lend to us. If financing is not available when needed, or is available only on unfavorable terms, we may be unable to implement our business plans or otherwise take advantage of business opportunities or respond to competitive pressures.

The amount of cash we have available for distribution to unitholders depends primarily on our cash flow rather than on our profitability, which may prevent us from making distributions, even during periods in which we record net income.

The amount of cash we have available for distribution depends primarily upon our cash flow and not solely on profitability, which will be affected by non-cash items. As a result, we may make cash distributions during periods when we record losses for financial accounting purposes and may not make cash distributions during periods when we record net earnings for financial accounting purposes.

The revenue in our Processing & Logistics segment largely depends on the amount of natural gas that our customers actually deliver to our natural gas processing plants.

As of December 31, 2016, approximately 99% of our reserved capacity at our Casper and Douglas natural gas processing plants was subject to firm or volumetric fee contracts, with the majority of the fee revenue being based on the volumes actually processed (the remaining 1% was subject to commodity sensitive contracts such as percent of proceeds or keep whole processing contracts). On these volumetric fee contracts, our revenue is largely tied to the amount of natural gas that our customers actually deliver to our Casper and Douglas plants for processing. Unlike many pipeline transportation customers, our natural gas processing customers are not generally subject to "take or pay" obligations. Thus, if our natural gas processing customers do not produce natural gas and deliver that natural gas to our processing plants to be processed, revenue for our Processing & Logistics segment will decline. As natural gas, crude oil or NGL prices decline, which was the case from the second half of 2014 through the first half of 2016, our customers will likely make less money from the production of natural gas, crude oil or NGLs than it costs them to produce it. If that happens, our customers may not continue to produce natural gas and our revenue will decline. The decreased commodity prices in late 2014 through 2016 contributed to a significant drop in actual and anticipated volumes from several producers from which TMID receives natural gas for processing. If a gradual recovery of commodity prices and a corresponding increase in volumes over time to TMID does not occur, we could have an impairment of the goodwill at the TMID reporting unit, which is a component of our Processing & Logistics segment, and our revenue will decline. In addition, the fees our customers pay to reserve capacity at our processing plants may not deter those customers from processing their natural gas volumes at other facilities, with whom they may have had prior arrangements or otherwise.

We are exposed to direct commodity price risk with respect to some of our processing revenues, and our exposure to direct commodity price risk may increase in the future.

Our Processing & Logistics segment operates under three types of contracts, two of which directly expose our cash flows to increases and decreases in the price of natural gas and NGLs: percent of proceeds and keep whole processing contracts. As of December 31, 2016, approximately 1% of the reserved capacity in our Processing & Logistics segment was contracted under percent of proceeds or keep whole processing contracts. We do not currently hedge the commodity exposure inherent in these types of processing contracts, and as a result, our revenues and results of operations are impacted by fluctuations in the prices of natural gas and NGLs.

Percent of proceeds processing contracts generally provide upside in high commodity price environments, but result in lower margins in low commodity price environments. Under keep whole processing contracts, our revenues and our cash flows generally increase or decrease as the prices of natural gas and NGLs fluctuate. The relationship between natural gas prices and NGL prices may also affect our profitability. When natural gas prices are low relative to NGL prices, it is more profitable for us to process natural gas under keep whole arrangements. When natural gas prices are high relative to NGL prices, it is less profitable for us and our customers to process natural gas both because of the higher value of natural gas and the increased cost (principally that of natural gas as a feedstock and a fuel) of separating the mixed NGLs from the natural gas. As a result, we may experience periods in which higher natural gas prices relative to NGL prices reduce our processing margins or reduce the volume of natural gas processed at some of our plants. In addition, NGL prices have historically been related to the market price of oil and as a result any significant changes in oil prices could also indirectly impact our operations. Indirectly, reduced commodity prices impact us through reduced exploration and production activity, which results in fewer opportunities for new business to offset natural volume declines. NGL and natural gas prices are volatile and are impacted by changes in the supply and demand for NGLs and natural gas, as well as market uncertainty. From the second half of 2014 through the first half of

2016, natural gas and crude oil prices declined substantially and these declines directly and indirectly resulted in lower processing volumes and realizations on our percent of proceeds and keep whole processing contracts.

Our success depends on the supply and demand for natural gas and crude oil.

The success of our business is in many ways impacted by the supply and demand for natural gas and crude oil. For example, our business can be negatively impacted by sustained downturns in supply and demand for natural gas and crude oil in the markets that we serve, including reductions in our ability to renew contracts on favorable terms and to construct new infrastructure. Further, a portion of the demand for our water business services depends substantially on the level of expenditures by the oil and gas industry for the exploration, development and production of oil and natural gas reserves. These expenditures are generally dependent on the industry's view of future oil and natural gas prices and are sensitive to the industry's view of future economic growth and the resulting impact on demand for oil and natural gas. Declines, as well as anticipated declines, in oil and gas prices could also result in project modifications, delays or cancellations, general business disruptions, and delays in, or nonpayment of, amounts that are owed to us. These effects could have a material adverse effect on our financial condition, results of operations and cash flows.

One of the major factors that will impact natural gas demand will be the potential growth of the demand for natural gas in the power generation market, particularly driven by the speed and level of existing coal-fired power generation that is replaced with natural gas-fired power generation. One of the major factors impacting domestic natural gas and crude oil supplies has been the significant growth in unconventional sources such as shale plays and the continued progression of hydraulic fracturing technology. The supply and demand for natural gas and crude oil, and therefore the future rate of growth of our business, depends on these and many other factors outside of our control, including, but not limited to:

- adverse changes in general global economic conditions;
- adverse changes in domestic regulations;
- technological advancements that may drive further increases in production and reduction in costs of developing crude oil and natural gas shale plays;
- the price and availability of other forms of energy, including alternative energy which may benefit from government subsidies;
- prices for natural gas, crude oil and NGLs;
- decisions of the members of the Organization of the Petroleum Exporting Countries, or OPEC, regarding price and production controls;
- increased costs to explore for, develop, produce, gather, process and transport natural gas or crude oil;
- weather conditions, seasonal trends and hurricane disruptions;
- the nature and extent of, and changes in, governmental regulation, for example GHG legislation, taxation and hydraulic fracturing;
- perceptions of customers on the availability and price volatility of our services and natural gas and crude oil prices, particularly customers' perceptions on the volatility of natural gas and crude oil prices over the long-term;
- capacity and transportation service into, or out of, our markets; and
- petrochemical demand for NGLs.

The oil and gas industry historically has experienced periodic downturns, and from the second half of 2014 through the first half of 2016 experienced a sustained period of decline and volatility in natural gas and crude oil prices. Any prolonged downturns in the oil and gas industry could result in a reduction in demand for our services and could adversely affect our financial condition, results of operations and cash flows.

Any significant decrease in available supplies of hydrocarbons in our areas of operation, or redirection of existing hydrocarbon supplies to other markets, could adversely affect our business and operating results. If recent lower commodity prices are prolonged beyond our contract lives, we will likely experience lower throughput volumes and reduced cash flows.

Our business is dependent on the continued availability of natural gas and crude oil production and reserves. Production from existing wells and natural gas and crude oil supply basins with access to our assets will naturally decline over time. The amount of natural gas and crude oil reserves underlying these wells may also be less than anticipated, and the rate at which production from these reserves declines may be greater than anticipated. Accordingly, to maintain or increase the contracted capacity and/or the volume of products utilizing our assets, our customers must continually obtain adequate supplies of natural gas and crude oil.

However, the development of additional natural gas and crude oil reserves requires significant capital expenditures by others for exploration and development drilling and the installation of production, storage, transportation and other facilities that permit natural gas and crude oil to be produced and products delivered to our facilities. In addition, low prices for natural gas and crude oil, regulatory limitations, including environmental regulations, or the lack of available capital for these projects could have a material adverse effect on the development and production of additional reserves, as well as storage, pipeline transportation, and import and export of natural gas and crude oil supplies. The volatility and sustained lower prices for crude oil and refined products from the second half of 2014 through the first half of 2016 led to a decline in drilling activity, production and refining of crude oil, and import levels in these areas. For example, in response to recent declines in crude oil prices, a number of producers in our areas of operation significantly reduced their capital budgets and drilling plans in 2015 and 2016. Even if those producers increase their capital budgets in areas we serve in 2017, it may take months before the increased capital spending has the possibility of resulting in increased utilization of our assets. In addition, production may fluctuate for other reasons, including, for example, in the case of crude oil, the extent to which the members of OPEC abide by recent agreements regarding production controls. Furthermore, competition for natural gas and crude oil supplies to serve other markets could reduce the amount of natural gas and crude oil supply available for our customers. Accordingly, to maintain or increase the contracted capacity and/or the volume of products utilizing our assets, our customers must compete with others to obtain adequate supplies of natural gas and crude oil.

If new supplies of natural gas and crude oil are not obtained to replace the natural decline in volumes from existing supply basins, if natural gas and crude oil supplies are diverted to serve other markets, if environmental regulations restrict new natural gas and crude oil drilling or if OPEC does not maintain production controls, the overall demand for services on our systems will likely decline, which could have a material adverse effect on our ability to renew or replace our current customer contracts when they expire and on our business, financial condition, results of operations and ability to make quarterly cash distributions to our unitholders.

Our natural gas and crude oil operations are subject to extensive regulation by federal, state and local regulatory authorities which could have a material adverse effect on our business, financial condition, and results of operations.

We provide open-access interstate transportation service on our interstate natural gas transportation systems pursuant to tariffs approved by the FERC. Our interstate natural gas transportation and storage operations are regulated by the FERC, under the NGA, the NGPA, and the EAct 2005. The Rockies Express Pipeline, the TIGT System and the Trailblazer Pipeline each operate under a tariff approved by the FERC that establishes rates and terms and conditions of service to our customers. The rates and terms of service on the Pony Express System are subject to regulation by the FERC under the ICA, and the Energy Policy Act of 1992. We provide interstate transportation service on the Pony Express System pursuant to tariffs on file with the FERC. Our NGL pipeline that interconnects with Overland Pass Pipeline is leased to a third party who has obtained a waiver for itself from the FERC from the tariff, filing and reporting requirements of the ICA, and our NGL pipeline that interconnects with the ONEOK's Bakken NGL Pipeline is leased to a third party who is obligated to operate the leased pipeline in conformance with the ICA as a FERC regulated NGL pipeline.

Generally, the FERC's authority over natural gas facilities extends to:

- rates, operating terms and conditions of service;
- the form of tariffs governing service;
- the types of services we may offer to our customers;
- the certification and construction of new, or the expansion of existing, facilities;
- the acquisition, extension, disposition or abandonment of facilities;
- customer creditworthiness and credit support requirements;
- the maintenance of accounts and records;
- relationships among affiliated companies involved in certain aspects of the natural gas business;
- depreciation and amortization policies; and
- the initiation and discontinuation of services.

The FERC's authority over crude oil pipelines is less broad, extending to:

- rates, rules and regulations of service;
- the form of tariffs governing rates and service;
- the maintenance of accounts and records; and

- depreciation and amortization policies.

Interstate natural gas pipelines subject to the jurisdiction of the FERC may not charge rates or impose terms and conditions of service that, upon review by the FERC, are found to be unjust, unreasonable, unduly discriminatory, or preferential. The maximum recourse rates that we may charge for our natural gas transportation and storage services is established through the FERC's ratemaking process. The maximum applicable recourse rates and terms and conditions for service are set forth in our FERC-approved tariffs.

For example, TIGT filed a general rate case with the FERC pursuant to Section 4 of the NGA in October 2015, which resulted in the TIGT Rate Case Settlement that was approved by an order issued by the FERC on November 2, 2016. The TIGT Rate Case Settlement established settlement rates to be effective through at least April 30, 2019. In the event the assumptions relied upon during settlement negotiations were incorrect or the actual costs incurred to operate the TIGT System increase, TIGT's cash flows and its results of operations could be adversely affected.

Pursuant to the NGA, existing interstate natural gas transportation and storage rates and terms and conditions of service may be challenged by complaint and are subject to prospective change by the FERC. Additionally, rate increases and changes to terms and conditions of service proposed by a regulated interstate pipeline may be protested and such increases or changes can be delayed and may ultimately be rejected by the FERC. We currently hold authority from the FERC to charge and collect (i) "recourse rates" (i.e., the maximum cost-based rates an interstate natural gas pipeline may charge for its services under its tariff); (ii) "discount rates" (i.e., rates offered by the natural gas pipeline to shippers at discounts vis-à-vis the recourse rates and that fall within the cost-based maximum and minimum rate levels set forth in the natural gas pipeline's tariff); and (iii) "negotiated rates" (i.e., rates negotiated and agreed to by the pipeline and the shipper for the contract term that may fall within or outside of the cost-based maximum and minimum rate levels set forth in the tariff, and which are individually filed with the FERC for review and acceptance). When capacity is available and offered for sale, the rates (which include reservation, commodity, surcharges, and FL&U) at which such capacity is sold are subject to regulatory approval and oversight. Regulators and customers on our natural gas pipeline systems have the right to protest or otherwise challenge the rates that we charge under a process prescribed by applicable regulations. The FERC may also initiate reviews of our rates. Customers on our interstate natural gas pipeline systems may also dispute terms and conditions contained in our agreements, as well as the interpretation and application of our tariffs, among other things.

Rates for interstate crude oil transportation service must be filed as a tariff with the FERC and are subject to applicable FERC regulation. The filed tariff rates include contract rates entered into with shippers willing to make long-term commitments to the pipeline to support new pipeline capacity. Contract rates generally are not subject to regulation or change by the FERC. Non-contract "walk-up" rates are available to uncommitted non-contract shippers and generally are subject to regulation and change by the FERC. Interstate crude oil pipelines typically must reserve at least ten percent of their capacity for walk-up shippers. Contract tariff rates may be changed by Pony Express on an annual basis to reflect annual FERC index adjustments to the extent permitted by contract. Non-contract rates may be adjusted, positively or negatively, on an annual basis pursuant to a FERC indexing procedure. An interstate crude oil pipeline may also file new tariff rates at any time, subject to contract restrictions and provisions, and FERC regulatory procedures. The filing of any indexed rate increase or other rate increase may be protested by parties having standing, subject to applicable regulatory and contract provisions, and thereby be subjected to cost-of-service review by the FERC to determine whether the proposed new rate is just and reasonable.

Under the ICA, which applies to the Pony Express System, parties having standing and not restricted by contract may protest newly filed rates and terms and conditions of service within a prescribed notice period. The FERC is authorized to suspend, subject to refund, the effectiveness of a protested rate for up to seven months while it determines if the protested rate is just and reasonable. Our rates may be reduced and we may be required to issue refunds as a result of settlement or by an order of the FERC following a hearing finding that a protested rate is unjust and unreasonable. Parties having standing and not restricted by contract may file a complaint at any time regarding existing rates and terms and conditions of service. If the complaint is not resolved by settlement, the FERC may conduct a hearing and order the crude oil pipeline to make reparations going back for up to two years prior to the date on which a complaint was filed if a rate is found to be unjust and unreasonable. We cannot guarantee that any new or existing local or joint tariff rate for service on the Pony Express System would not be rejected or modified by the FERC, or subjected to refunds or reparations. While the FERC regulates rates and terms and conditions of service for transportation of crude oil in interstate commerce by pipeline, state agencies may also regulate facilities (including construction, acquisition, disposition, financing, and abandonment), rates, and terms and conditions of service for crude oil pipeline transportation in intrastate commerce. Any successful challenge by a regulator or shipper in any of these matters could have a material adverse effect on our business, financial condition and results of operations.

Pony Express Pipeline's tariff rates may not always be eligible for increases to reflect a FERC index adjustment. For example, on November 2, 2016, the FERC issued an Advanced Notice of Proposed Rulemaking, under which the FERC is proposing changes to its policies regarding the permissible scope of rate increases based on its annual issuance of changes to the generic oil pipeline index, based on specific pipelines' earnings or their specific changes to costs. The FERC's Advanced Notice of Proposed Rulemaking does not propose specific regulations, and may be followed by a Notice of Proposed Rulemaking proposing specific regulations or a Policy Statement announcing new or changed policies.

The FERC's jurisdiction over natural gas facilities extends to the certification and construction of interstate transportation and storage facilities, including, but not limited to, acquisitions, facility maintenance and upgrades, expansions, and abandonment of facilities and services. With some exceptions applicable to smaller projects, auxiliary facilities, and certain facility replacements, prior to commencing construction and/or operation of new or existing interstate natural gas transportation and storage facilities, an interstate natural gas pipeline must obtain a certificate authorizing the construction from, or file to amend its existing certificate with, the FERC. Typically, a significant expansion project requires review by a number of governmental agencies, including state and local agencies, whose cooperation is important in completing the regulatory process on schedule. Any delay or refusal by an agency to issue authorizations or permits as requested for one or more of these projects may mean that they will be constructed in a manner or with capital requirements that we did not anticipate or that we will not be able to pursue these projects. Such delay, modification or refusal could materially and negatively impact the additional revenues expected from these projects. The FERC does not regulate the construction, expansion, or abandonment of crude oil or NGL pipelines, whether interstate or intrastate, nor the initiation or discontinuation of services on those pipelines, provided that the action taken is not discriminatory or preferential among similarly situated shippers.

The FERC has the authority to conduct audits of regulated entities to assess compliance with FERC regulations and policies. The FERC also conducts audits to verify that the websites of interstate natural gas pipelines accurately provide information on the operations and availability of services on the pipeline. FERC regulations also require entities providing interstate natural gas and crude oil transportation services to comply with uniform terms and conditions for service, as set forth in publicly available tariffs or, as it concerns natural gas facilities, agreements for transportation and storage services executed between interstate pipelines and their customers. Natural gas transportation service agreements are generally required to conform, in all material respects, with the standard form of service agreements set forth in the natural gas pipeline's FERC-approved tariff. The pipeline and a customer may choose to enter into a non-conforming service agreement so long as the agreement is filed with, and accepted by, the FERC. In the event that the FERC finds that a natural gas transportation agreement, in whole or part, is materially non-conforming, the FERC could reject the agreement or require us to modify the agreement, or alternatively require us to modify our tariff so that the non-conforming provisions are generally available to all customers. Transportation agreements entered into with crude oil shippers are generally not subject to FERC regulation or required to be available for FERC or public review, but the rates and terms and services provided to similarly situated shippers may not be unduly discriminatory or preferential.

The FERC has promulgated rules and policies covering many aspects of our natural gas pipeline business, including regulations that require us to provide firm and interruptible transportation service on an open access basis that is not unduly discriminatory or preferential, provide internet access to current information about our available pipeline capacity and other relevant transmission information, and permit pipeline shippers to release contracted transportation and storage capacity to other shippers, thereby creating secondary markets for such services. FERC regulations also prevent interstate natural gas pipelines from sharing customer information with marketing affiliates, and restrict how interstate natural gas pipelines share transportation information with marketing affiliates. FERC regulations require that certain transmission function personnel of interstate natural gas pipelines function independently of personnel engaged in natural gas marketing functions. Crude oil pipelines subject to the ICA must comply with FERC regulations that require the pipeline to act as a common carrier and not engage in undue discrimination or preferential treatment with respect to shippers. The ICA also prevents crude oil and NGL pipelines from disclosing certain shipper information.

FERC policies also govern how interstate natural gas pipelines respond to interconnection requests from third party facilities, including other pipelines. Generally, an interstate natural gas pipeline must grant an interconnection request upon the satisfaction of several conditions. As a consequence, an interstate natural gas pipeline faces the risk that an interconnecting third-party pipeline may pose a risk of additional competition to serve a particular market or customer. Failure to comply with applicable provisions of the NGA, NGPA, EPCA 2005 and certain other laws, as well as with the regulations, rules, orders, restrictions and conditions associated with these laws, could result in the imposition of administrative and criminal remedies, including without limitation, revocation of certain authorities, disgorgement of ill-gotten gains, and civil penalties of more than \$1 million per day, per violation. Violations of the ICA, the Energy Policy Act of 1992, or regulations and orders promulgated by the FERC are also subject to administrative and criminal penalties and remedies, including forfeiture and individual liability.

In addition, new laws or regulations or different interpretations of existing laws or regulations applicable to our pipeline systems or midstream facilities could have a material adverse effect on our business, financial condition, results of operations and prospects. For example, the FERC may not continue to pursue its approach of pro-competitive policies as it considers matters such as interstate pipeline rates and rules and policies that may affect rights of access to natural gas transportation capacity and transportation and storage facilities. We may face challenges to our rates or terms of service in the future. Any successful challenge could materially and adversely affect our future earnings and cash flows.

The rates and terms and conditions of our regulated assets are subject to review and possible adjustment by federal and state regulators, which could adversely affect our business, results of operations, financial condition and ability to make quarterly cash distributions to our unitholders.

Our shippers or other interested stakeholders, such as state natural gas utility regulatory agencies, may challenge the rates or the terms and conditions of service applicable to our natural gas or crude oil pipeline tariffs, unless they have entered into agreements not to challenge such tariffs. The FERC has authority to investigate our rates and terms and conditions of service pursuant to NGA Section 5 for natural gas pipelines and the ICA for common carrier oil pipelines. Our crude oil contract shippers have generally agreed not to complain or protest rates unless they are in conflict with their contracts. FERC generally does not regulate crude oil transportation contracts, but contract rates must be filed with FERC and tariff rules and regulations generally apply to contract shippers.

On our interstate crude oil pipeline system, the Pony Express System, shippers may generally challenge new or existing rates at any time unless they have contractually agreed not to. As a result of settlement or by order of the FERC following hearing, our rates may be reduced. If a shipper files a lawful complaint, and if the complaint is not resolved with that shipper, to the extent the FERC determines after hearing that we have collected payment on rates that were not previously just and reasonable, we may be required to pay reparations to that shipper for up to two years prior to the date on which a complaint was filed. Regardless of the prospective just and reasonable rate, reparations may not be required below the last rates determined by the FERC to be just and reasonable. In other words, crude oil pipelines are not required to make reparations that refund revenues collected pursuant to rates previously determined to be just and reasonable.

Further, the FERC's actions are subject to court challenge, which may have broader implications for other regulated pipelines. For example, in July 2016, the United States Court of Appeals for the District of Columbia Circuit issued its opinion in *United Airlines, Inc., et al. v. FERC*, finding that the FERC had acted arbitrarily and capriciously when it failed to demonstrate that permitting an interstate petroleum products pipeline organized as a limited partnership to include an income tax allowance in the cost of service underlying its rates in addition to the discounted cash flow return on equity would not result in the pipeline partnership owners double-recovering their income taxes. The court vacated the FERC's order and remanded to the FERC to consider mechanisms for demonstrating that there is no double recovery as a result of the income tax allowance.

On December 15, 2016, the FERC issued a Notice of Inquiry regarding the FERC's policy for recovery of income tax costs in pipeline cost of service rates. The FERC is seeking comments regarding how to address any double recovery resulting from the FERC's current income tax allowance and rate of return policies following the holding in *United Airlines, Inc., et al. v. FERC*. The FERC has set a deadline for initial comments to be submitted by March 8, 2017.

There is not likely to be a definitive resolution of these issues for some time, and the ultimate outcome of this proceeding is not certain and could result in changes going forward to the FERC's treatment of income tax allowances in the cost of service or to the discounted cash flow return on equity. Depending upon the resolution of these issues, the cost of service rates of our interstate natural gas pipelines and interstate crude oil pipeline could be affected to the extent we propose new rates or changes to our existing rates or if our rates are subject to complaint or challenge by the FERC.

Successful challenges to rates charged on our natural gas and crude oil pipeline systems, or to the terms and conditions of service on those systems, could have a material adverse effect on our business, results of operations, financial condition and ability to make quarterly cash distributions to our unitholders.

We are subject to numerous hazards and operational risks.

Our operations are subject to all the risks and hazards typically associated with transportation, storage, terminalling, processing, gathering and disposing of hydrocarbons and water. These operating risks include, but are not limited to:

- damage to pipelines, facilities, equipment and surrounding properties caused by hurricanes, earthquakes, tornadoes, floods, fires or other adverse weather conditions and other natural disasters and acts of terrorism;
- inadvertent damage from construction, vehicles, farm and utility equipment;
- uncontrolled releases of crude oil, natural gas and other hydrocarbons or hazardous materials, including water from hydraulic fracturing;
- leaks, migrations or losses of natural gas and crude oil as a result of the malfunction of equipment or facilities;

- outages at our facilities;
- ruptures, fires, leaks and explosions; and
- other hazards that could also result in personal injury and loss of life, pollution and other environmental risks, and suspension of operations.

These risks could result in substantial losses due to personal injury and/or loss of life, severe damage to and destruction of property and equipment and pollution or other environmental damage. The location of our assets, including certain segments of our pipeline systems in or near populated areas, including residential areas, commercial business centers, industrial sites and other public gathering areas could increase the level of damages resulting from these risks. Despite the precautions we take, events could cause considerable harm to people or property, could result in loss of service available to customers, and could have a material adverse effect on our financial condition and results of operations and ability to make distributions to unitholders. For example, approximately 10,000 bbls of crude oil were released at the Sterling Terminal in January 2017. Our initial review indicates that the release was restricted to the containment area located at the Sterling Terminal and was the result of a defective roof drain system on a storage tank. While approximately 9,000 bbls have been recovered and we do not anticipate that our total costs to remediate such release will exceed \$500,000, our ultimate remediation costs may exceed our estimates.

In addition, maintenance, repair and remediation activities could result in service interruptions on segments of our systems or alter the operational profile of our systems. Any such service interruption or alteration could limit our ability to satisfy customer requirements, could obligate us to provide reservation charge credits to customers for constrained capacity, or could allow existing customers to be solicited by other companies for potential new projects that would compete directly with our services.

We could be required by regulatory authorities to test or undertake modifications to our systems, operations or both that could result in a material adverse impact on our business, financial condition and results of operations. Such actions, including those required by PHMSA, could materially and adversely impact our ability to meet contractual obligations and retain customers, with a resulting material adverse impact on our business and results of operations, and could also limit or prevent our ability to make quarterly cash distributions to our unitholders. Some or all of our costs arising from these operational risks may not be recoverable under insurance, contractual indemnification or increases in rates charged to our customers.

Our insurance coverage may not be adequate.

We are not insured or fully insured against all risks that could affect our business, including losses from environmental accidents or cyber security threats. For example, we do not maintain business interruption insurance in the type and amount to cover all possible losses. In addition, we do not carry insurance for certain environmental exposures, including but not limited to potential environmental fines and penalties, certain business interruptions, named windstorm or hurricane exposures and, in limited circumstances, certain political risk exposures. Further, in the event there is a total or partial loss of one or more of our insured assets, any insurance proceeds that we may receive in respect thereof may be insufficient to effect a restoration of such asset to the condition that existed prior to such loss. In addition, we are either not insured or not fully insured with respect to the legal proceedings described in Note 18 – *Legal and Environmental Matters* to the consolidated financial statements and may, depending upon the circumstances, need to pay self-insured retention amounts prior to having losses covered by the insurance providers. The occurrence of any operating risks not fully covered by insurance could have a material adverse effect on our business, financial condition, results of operations and cash flows.

Furthermore, we may not be able to maintain or obtain insurance of the type and amount we desire at reasonable rates, and we have elected and may elect in the future to self-insure a portion of our risks of loss. As a result of market conditions, premiums and deductibles for certain types of insurance policies may substantially increase, and in some instances, certain types of insurance could become unavailable or available only for reduced amounts of coverage. Any insurance coverage we do obtain may contain large deductibles or fail to cover certain hazards or cover all potential losses.

Our pipeline integrity program may impose significant costs and liabilities on us, while increased regulatory requirements relating to the integrity of our pipeline systems may require us to make additional capital and operating expenditures to comply with such requirements.

We are subject to extensive laws and regulations related to pipeline integrity. There are, for example, federal requirements set by PHMSA for owners and operators of pipelines in the areas of pipeline design, construction, and testing, the qualification of personnel and the development of operations and emergency response plans. The rules require pipeline operators to develop integrity management programs to comprehensively evaluate their pipelines and take measures to protect pipeline segments located in what the rules refer to as HCAs.

Our pipeline operations are subject to pipeline safety regulations administered by PHMSA. These regulations, among other things, include requirements to monitor and maintain the integrity of our pipeline systems and determine the pressures at which our pipeline systems can operate. The Pipeline Safety Act of 2011, enacted January 3, 2012, amends the Pipeline Safety Improvement Act of 2002 in a number of significant ways, including:

- reauthorizing funding for federal pipeline safety programs, increasing penalties for safety violations and establishing additional safety requirements for newly constructed pipelines;
- requiring PHMSA to adopt appropriate regulations within two years and requiring the use of automatic or remote-controlled shutoff valves on new or rebuilt pipeline facilities;
- requiring operators of pipelines to verify MAOP and report exceedances within five days; and
- requiring studies of certain safety issues that could result in the adoption of new regulatory requirements for new and existing pipelines, including changes to integrity management requirements for HCAs, and expansion of those requirements to areas outside of HCAs.

In August 2012, PHMSA published rules to update pipeline safety regulations to reflect provisions included in the Pipeline Safety Act of 2011, including increasing maximum civil penalties from \$0.1 million to \$0.2 million per violation per day of violation and from \$1.0 million to \$2.0 million as a maximum amount for a related series of violations as well as changing PHMSA's enforcement process. PHMSA recently published an IFR that will increase the per-day violation penalty to \$205,638 and the maximum penalty for a related series of violations to \$2,056,380, effective August 1, 2016. On January 13, 2017, PHMSA finalized new hazardous liquid pipeline safety regulations extending certain regulatory reporting requirements to all hazardous liquid gathering (including oil) pipelines. The final rule requires additional event-driven and periodic inspections, requires the use of leak detection systems on all hazardous liquid pipelines, modifies repair criteria, and requires certain pipelines to eventually accommodate in-line inspection tools. Because the rule was finalized at the end of the Obama Administration, the rule is subject to a regulatory freeze pending review by the Trump Administration, unless exempted due to a determination by PHMSA and OMB to allow its effect due to health and safety considerations. Assuming the rule survives the review process or is exempted from the regulatory freeze, the rule will become effective six months after its publication in the Federal Register, although certain provisions of the Final Rule will have longer compliance periods. In addition, on April 8, 2016, PHMSA published a notice of proposed rule-making, or NPRM, addressing natural gas transmission and gathering lines. The proposed rule would include changes to existing integrity management requirements and would expand assessment and repair requirements to pipelines in MCAs, along with other changes. Further, this NPRM would build on the requirements in an Advisory Bulletin PHMSA issued in May 2012, which advised pipeline operators of anticipated changes in annual reporting requirements and that if they are relying on design, construction, inspection, testing, or other data to determine the pressures at which their pipelines should operate, the records of that data must be traceable, verifiable and complete. Comments on the NPRM were due on July 7, 2016; further action is pending. We are still monitoring and evaluating the effects of these proposed and recently finalized requirements on our operations.

On June 22, 2016, President Obama signed the PIPES Act, that reauthorizes PHMSA's oil and gas pipeline programs through 2019 and provides for the following new mandates, among others:

- Empowers PHMSA to issue emergency orders to individual operators, groups of operators, or the industry upon a written finding that an unsafe condition or practice constitutes or is causing an imminent hazard;
- Requires PHMSA, in consultation with other Federal agencies, to issue minimum safety standards for underground natural gas storage facilities within two years;
- Requires PHMSA to conduct post-inspection briefings outlining any concerns within 30 days and providing written preliminary findings within 90 days to the extent practicable;
- Requires liquid pipeline operators to provide safety data sheets on spilled product to the designated Federal On-Scene Coordinator and appropriate State and local emergency responders within 6 hours of telephonic or electronic notice of an accident to the National Response Center; and
- Requires PHMSA to publish updates on its website every 90 days on the status of an outstanding final rule required by a statutory mandate.

On December 14, 2016, PHMSA issued an IFR that addresses safety issues related to downhole facilities, including well integrity, well bore tubing and casing at underground natural gas storage facilities. The IFR incorporates by reference two of the American Petroleum Institute's Recommended Practice standards and mandates certain reporting requirements for operators of underground natural gas storage facilities. Operators of natural gas storage facilities will have one year from January 18, 2017, the effective date of the IFR, to implement this first set of PHMSA regulations governing underground storage fields.

The ultimate costs of compliance with the integrity management rules are difficult to predict. Changes such as advances of in-line inspection tools, identification of additional threats to a pipeline's integrity and changes to the amount of pipe determined to be located in HCAs or expansion of integrity management requirements to areas outside of HCAs, such as the MCAs proposed by the April 2016 NPRM, can have a significant impact on the costs to perform integrity testing and repairs.

For example, Trailblazer is currently operating at less than its current MAOP, public notice of which was first provided in June 2014. As a result of smart tool surveys in 2014, Trailblazer has identified approximately 25 - 35 miles of pipe that will likely need to be repaired or replaced in order for the pipeline to operate at its MAOP of 1,000 pounds per square inch across all segments of the Trailblazer Pipeline. Such repair or replacement will likely occur over a period of years, depending upon the remediation and repair plan implemented by Trailblazer. Segments of the Trailblazer Pipeline that require full replacement could cost as much as \$2.7 million per mile and repair costs on sections of the pipeline that do not require full replacement are expected to be less on a per mile basis.

With respect to the approximately 25 - 35 miles of pipe that has been identified, Trailblazer completed 32 excavation digs in 2015 at an aggregate cost of approximately \$1.3 million. During 2016, Trailblazer completed additional excavation digs and replaced approximately 8 miles of pipe at an aggregate cost of approximately \$19.0 million. Trailblazer may not recover all such out of pocket costs through the available cost recovery options, such as a general rate increase, negotiated rate agreements with its customers, or other FERC-approved recovery mechanisms.

Additionally, in connection with certain crack tool runs on the Pony Express System completed in 2015 and 2016, Pony Express completed approximately \$9.8 million of remediation in 2016 for anomalies identified on the Pony Express System associated with portions of the pipeline converted from natural gas to crude oil service, and expects to complete additional remediation in 2017 on the Pony Express System of approximately \$9 million.

There can be no assurance as to the amount or timing of future expenditures required to remediate or resolve these issues, and actual future expenditures may be different from the amounts we currently anticipate. These integrity issues could have a material adverse effect on our business, financial position, results of operations and prospects.

We will continue pipeline integrity testing programs to assess and maintain the integrity of our existing and future pipelines as required by the U.S. Department of Transportation regulations. The results of these tests could cause us to incur potentially material unanticipated capital and operating expenditures for repairs or upgrades.

Further, additional laws, regulations and policies that may be enacted or adopted in the future or a new interpretation of existing laws and regulations could significantly increase the amount of these expenditures. For example, PHMSA issued an Advisory Bulletin in May 2012 which advised pipeline operators that they must have records to document the MAOP for each section of their pipeline and that the records must be traceable, verifiable and complete. Locating such records and, in the absence of any such records, verifying maximum pressures through physical testing (including hydrotesting) or modifying or replacing facilities to meet the demands of verifiable pressures, could significantly increase our costs. TIGT continues to investigate and, when necessary, report to PHMSA the miles of pipeline for which it has incomplete records for MAOP. We are currently undertaking an extensive internal record review in view of the anticipated PHMSA annual reporting requirements. Additionally, failure to locate such records or verify maximum pressures could require us to operate at reduced pressures, which would reduce available capacity on our natural gas pipeline systems. These specific requirements do not currently apply to crude oil pipelines, but proposed regulations implementing the Pipeline Safety Act of 2011 and future regulations implementing the PIPES Act likely will expand the scope of regulation applicable to crude oil pipelines. There can be no assurance as to the amount or timing of future expenditures required to comply with pipeline integrity regulation, and actual future expenditures may be different from the amounts we currently anticipate. In addition, we may be subject to enforcement actions and penalties for failure to comply with pipeline regulations. Revised or additional regulations that result in increased compliance costs or additional operating restrictions could have a material adverse effect on our business, financial position, results of operations and prospects. In addition, we may be subject to enforcement actions and penalties for failure to comply with pipeline regulations.

Our operations are subject to governmental laws and regulations relating to the protection of the environment, which may expose us to significant costs, liabilities and expenditures that could exceed our current expectations.

Substantial costs, liabilities, delays and other significant issues related to environmental laws and regulations are inherent in our crude oil transportation, storage and terminalling, natural gas transportation, storage and processing, NGL transportation and water business services, and as a result, we may be required to make substantial expenditures that could exceed current expectations. Our operations are subject to extensive federal, state, and local laws and regulations governing health and safety aspects of our operations, environmental protection, including the discharge of materials into the environment, and the security of chemical and industrial facilities. These laws include, but are not limited to, the following:

- CAA and analogous state and local laws, which impose obligations related to air emissions and which the EPA has relied upon as authority for adopting climate change regulatory initiatives;

- CWA and analogous state and local laws, which regulate discharge of pollutants or fill material from our facilities to state and federal waters, including wetlands and which require compliance with state water quality standards;
- CERCLA and analogous state and local laws, which regulate the cleanup of hazardous substances that may have been released at properties currently or previously owned or operated by us or locations to which we have sent wastes for disposal;
- RCRA and analogous state and local laws, which impose requirements for the handling and discharge of hazardous and nonhazardous solid waste from our facilities;
- The SDWA, which ensures the quality of the nation's public drinking water through adoption of drinking water standards and controls the waste fluids from disposal wells into below-ground formations;
- OSHA and analogous state and local laws, which establish workplace standards for the protection of the health and safety of employees, including the implementation of hazard communications programs designed to inform employees about hazardous substances in the workplace, potential harmful effects of these substances, and appropriate control measures;
- NEPA and analogous state and local laws, which require federal agencies to evaluate major agency actions having the potential to significantly impact the environment and which may require the preparation of Environmental Assessments and more detailed Environmental Impact Statements that may be made available for public review and comment;
- The Migratory Bird Treaty Act, or MBTA, and analogous state and local laws, which implement various treaties and conventions between the United States and certain other nations for the protection of migratory birds and, pursuant to which the taking, killing or possessing of migratory birds is unlawful without a permit, thereby potentially requiring the implementation of operating restrictions or a temporary, seasonal, or permanent ban in affected areas;
- ESA and analogous state and local laws, which seek to ensure that activities do not jeopardize endangered or threatened animals, fish and plant species, nor destroy or modify the critical habitat of such species;
- Bald and Golden Eagle Protection Act, or BGEPA, and analogous state and local laws, which prohibit anyone, without a permit issued by the Secretary of the Interior, from "taking" bald or golden eagles, including their parts, nests, or eggs, and defines "take" as "pursue, shoot, shoot at, poison, wound, kill, capture, trap, collect, molest or disturb;"
- OPA and analogous state and local laws, which impose liability for discharges of oil into waters of the United States and requires facilities which could be reasonably expected to discharge oil into waters of the United States to maintain and implement appropriate spill contingency plans; and
- National Historic Preservation Act, or NHPA, and analogous state and local laws, which are intended to preserve and protect historical and archeological sites.

Various governmental authorities, including but not limited to the EPA, the U.S. Department of the Interior, the U.S. Department of Homeland Security, and analogous federal, state and local agencies have the power to enforce compliance with these and other similar laws and regulations and the permits and related plans issued under them, oftentimes requiring difficult and costly actions. Failure to comply with these and other similar laws, regulations, permits, plans and agreements may result in the assessment of administrative, civil and criminal penalties, the imposition of remedial obligations, the imposition of stricter conditions on or revocation of permits, the issuance of injunctions limiting or preventing some or all of our operations, and delays in granting permits.

There is inherent risk of the incurrence of environmental costs and liabilities in our business, some of which may be material, due to our handling of the products we transport, process, treat, dispose, gather or store, air emissions related to our operations, historical industry operations, and waste disposal practices, such as the prior use of flow meters and manometers containing mercury. These activities are subject to stringent and complex federal, state and local laws and regulations governing environmental protection, including the discharge of materials into the environment and the protection of plants, wildlife, and natural and cultural resources. These laws and regulations can restrict or impact our business activities in many ways, such as restricting the way we handle or dispose of wastes or requiring remedial action to mitigate pollution conditions that may be caused by our operations or that are attributable to former operators. Joint and several, strict liability may be incurred without regard to fault under certain environmental laws and regulations, including but not limited to CERCLA, RCRA and analogous state laws, for the remediation of contaminated areas and in connection with spills or releases of materials associated with oil, natural gas and wastes on, under, or from our properties and facilities, many of which have been used for midstream activities for a number of years, oftentimes by third parties not under our control. We are generally responsible for all liabilities associated with the environmental condition of our facilities and assets, whether acquired or developed, regardless of when the liabilities arose and whether they are known or unknown. In connection with certain acquisitions and divestitures, we could acquire, or be required to provide indemnification against, environmental liabilities that could expose us to material losses,

which may not be covered by insurance. In addition, the steps we could be required to take to bring certain facilities into compliance could be prohibitively expensive, and we might be required to shut down, divest or alter the operation of those facilities, which might cause us to incur losses. We are currently conducting remediation at several sites to address contamination. For these ongoing environmental remediation projects, we spent approximately \$497,000 in 2015 and approximately \$990,000 in 2016, and we have budgeted approximately \$718,000 for 2017.

Private parties, including but not limited to the owners of properties through which our pipelines pass and facilities where our wastes are taken for reclamation or disposal, may have the right to pursue legal actions to enforce compliance as well as to seek damages for non-compliance with environmental laws, regulations and permits issued thereunder, or for personal injury or property damage arising from our operations. Some sites at which we operate are located near current or former third-party hydrocarbon storage, processing, operations or other facilities, and there is a risk that contamination has migrated from those sites to ours that could result in remedial action. In addition, increasingly strict laws, regulations and enforcement policies could materially increase our compliance costs and the cost of any remediation that may become necessary. Our insurance does not cover all environmental risks and costs and may not provide sufficient coverage if an environmental claim is made against us.

In June 2013, the EPA extended its National Enforcement Initiatives, enforcement priorities list, including an initiative related to Energy Extraction Activities, for 2014 through 2016, and the EPA plans to retain the Energy Extraction Activities initiative for an additional three years, effective October 2016. We cannot predict what the results of the current initiative or any future initiative will be, or whether federal, state or local laws or regulations will be enacted in this area. If new regulations are imposed related to oil and gas extraction, the volumes of products, including hydrocarbons and water, that we transport, store, gather, dispose and/or process could decline and our results of operations could be materially and adversely affected.

Our business may be materially and adversely affected by changed regulations and increased costs due to stricter pollution control requirements or liabilities resulting from non-compliance with required operating or other regulatory permits or plans developed thereunder. Also, we might not be able to obtain or maintain from time to time all required environmental regulatory approvals for our operations, or may have to implement contingencies or conditions in order to obtain such approvals. If there is a delay in obtaining any required environmental regulatory approvals, or if we fail to obtain and comply with them, the operation, maintenance or construction of our facilities could be prevented or become subject to additional costs, resulting in potentially material adverse consequences to our business, financial condition, results of operations and cash flows. For instance, on November 25, 2014, the Wyoming Department of Environmental Quality issued a Notice of Violation for violations of Part 60 Subpart OOOO related to the Casper Gas Plant Depropanizer project. TMID had discussed the issues in a meeting with WDEQ in Cheyenne on November 17, 2014 and submitted a disclosure on November 20, 2014 detailing the regulatory issues and potential violations. The project triggered a modification of the CAA's NSPS Subpart OOOO for the entire plant. The project equipment as well as plant equipment subjected to Subpart OOOO was not monitored timely, and initial notification was not made timely. Settlement negotiations with WDEQ are currently ongoing. Costs associated with penalties and to comply with the terms of any consent decree or settlement, as well as with Subpart OOOO, could be material.

We are also generally responsible for all liabilities associated with the environmental condition of our facilities and assets, whether acquired or developed, regardless of when the liabilities arose and whether they are known or unknown. In connection with certain acquisitions and divestitures we could acquire, or be required to provide indemnification against, environmental liabilities that could expose us to material losses, which may not be covered by insurance. In addition, the steps we could be required to take to bring certain facilities into compliance could be prohibitively expensive, and we might be required to shut down, divest or alter the operation of those facilities, which might cause us to incur losses. As an example, the Casper Gas Plant is part of the Mystery Bridge Road/U.S. Highway 20 Superfund Site also known as Casper Mystery Bridge Superfund Site. Remediation work at the Casper Gas Plant has been completed, and we have requested that the portion of the site attributable to us be delisted from the National Priorities List. As another example, in August 2011, the EPA and the Wyoming Department of Environmental Quality conducted an inspection of the Leak Detection and Repair Program, or LDAR, at the Casper Plant in Wyoming. In September 2011, TMID received a letter from the EPA alleging violations of the Standards of Performance of Equipment Leaks for Onshore Natural Gas Processing Plant requirements under the CAA. TMID received a letter from the EPA concerning settlement of this matter in April 2013 and received additional settlement communications from the EPA and Department of Justice beginning in July 2014. In July 2014, the EPA provided TMID with a draft Consent Decree that has been the basis for subsequent settlement negotiations. Subsequently, the EPA indicated that it intends to join TIGT as a defendant in this matter based on TIGT's ownership of the compressor station located adjacent to the Casper Gas Plant in order to address alleged LDAR issues at the compressor station. Most recently, the parties held a settlement meeting in August 2015. Following the settlement meeting, negotiations are continuing and the parties have entered into tolling agreements that have tolled the statute of limitations until January 31, 2017. We are not currently able to estimate the costs that may be associated with a settlement or other resolution of this matter, which could be material.

We have agreed to a number of conditions in our environmental permits and associated plans, approvals and authorizations that require the implementation of environmental habitat restoration, enhancement and other mitigation measures that involve, among other things, ongoing maintenance and monitoring. Governmental authorities may require, and community groups and private persons may seek to require, additional mitigation measures in the future to further protect ecologically sensitive areas where we currently operate, and would operate if our facilities are extended or expanded, or if we construct new facilities, and we are unable to predict the effect that any such measures would have on our business, financial position, results of operations or prospects.

Also, on June 29, 2015, the EPA and the U.S. Army Corps of Engineers, or Corps, issued a final rule to clarify the term "waters of the United States" as it pertains to federal jurisdiction under the CWA. The rule is currently stayed nationwide. Although it is unclear how the Corps and the EPA will implement this rule if the stay is lifted, the rule may require additional Corps or EPA authorizations or involvement in our future operations, for instance, if we extend our pipelines into or across areas (such as certain ditches) newly considered "waters of the United States" under the final rule.

The trend in environmental regulation is to place more restrictions and limitations on activities that may affect the environment. There can be no assurance as to the amount or timing of future expenditures for environmental compliance or remediation, and actual future expenditures may be materially different from the amounts we currently anticipate. Revised or additional regulations that result in increased compliance costs or additional operating restrictions, particularly if those costs are not fully recoverable from our customers, could have a material adverse effect on our business, financial position, results of operations and prospects.

Climate change regulation at the federal, state or regional levels could result in increased operating and capital costs for us and reduced demand for our services.

The United States Congress has from time to time considered adopting legislation to reduce emissions of GHGs, and there has been a wide-ranging policy debate, both nationally and internationally, regarding the impact of these gases and possible means for their regulation. In addition, efforts have been made and continue to be made in the international community toward the adoption of international treaties or protocols that would address global climate change issues. In 2015, the United States participated in the United Nations Conference on Climate Change, which led to the creation of the Paris Agreement. On April 22, 2016, 175 countries, including the United States, signed the Paris Agreement. The Paris Agreement will require countries to review and "represent a progression" in their intended nationally determined contributions, which set GHG emission reduction goals, every five years beginning in 2020. Following a finding by the EPA that certain GHGs represent an endangerment to human health, the EPA adopted two sets of rules regulating GHG emissions under the CAA, one that requires a reduction in emissions of GHGs from motor vehicles and another that regulates emissions of GHGs from certain large stationary sources. The EPA also expanded its existing GHG emissions reporting requirements to include upstream petroleum and natural gas systems that emit 25,000 metric tons or more of CO₂ equivalent per year. Some of our facilities are required to report under this rule, and operational and/or regulatory changes could require additional facilities to comply with GHG emissions reporting requirements. Furthermore, the EPA adopted a final rule, effective August 2, 2016, imposing more stringent controls on methane and volatile organic compounds emissions from oil and gas development, production, and transportation operations under the New Source Performance Standard, or NSPS, program. EPA also finalized a rule regarding the alternative criteria for aggregating multiple small surface sites into a single source for air quality permitting purposes. This rule could cause small facilities, on an aggregate basis, to be deemed a major source, thereby triggering more stringent air permitting processes and requirements across the oil and gas industry. On November 10, 2016, the EPA issued a final information collection request that requires oil and gas companies to provide EPA with extensive information that EPA could use in crafting regulations of existing methane sources under CAA Section 111(d). The BLM also adopted new rules, effective January 17, 2017, to reduce venting, flaring, and leaks during oil and natural gas production activities on onshore Federal and Indian leases. In addition, many states have already taken legal measures to reduce emissions of GHGs, primarily through the planned development of GHG emission inventories and/or regional GHG cap and trade programs. Most of these cap and trade programs work by requiring either major sources of emissions, such as electric power plants, or major producers of fuels, to acquire and surrender emission allowances with the number of allowances available for purchase reduced each year until the overall GHG emission reduction goal is achieved.

The adoption of legislation or regulations imposing reporting or permitting obligations on, or limiting emissions of GHGs from, our equipment and operations could require us to incur additional costs to reduce emissions of GHGs associated with our operations, could adversely affect our operations in the absence of any permits that may be required to regulate emission of GHGs, or could adversely affect demand for the crude oil and natural gas we gather, process, or otherwise handle. For instance, EPA's recently finalized NSPS rules or future rules under CAA Section 111(d) could result in the direct regulation of GHGs associated with our operations, including the operations of Rockies Express. We are not able at this time to estimate such increased costs; however, they could be significant. While we may be able to recover some or all of such increased costs in the rates charged by our processing facilities, such recovery of costs is uncertain and may depend on the terms of our contracts with our customers.

If new laws or regulations that significantly restrict GHGs are adopted, such laws could also make it more difficult or costly for our customers to operate, which could reduce our customers' production and therefore the demand for our services. While we are not able at this time to estimate such additional costs, as is the case with similarly situated entities in the industry, they could be significant for us. Restrictions on GHG emissions could also reduce the volume of natural gas that our customers produce, and could thereby adversely affect our revenues and results of operations. Compliance with such rules could also generally result in additional costs, including increased capital expenditures and operating costs, for us and our customers, which could ultimately decrease end-user demand for our services and could have a material adverse effect on our business. In addition, to the extent financial markets view climate change and GHG emissions as a financial risk, this could materially and adversely impact our cost of and access to capital. Legislation or regulations that may be adopted to address climate change, or incentives to conserve energy or use alternative energy sources, could also affect the markets for our services by making natural gas and crude oil products less desirable than competing sources of energy.

Increased regulation of hydraulic fracturing and other oil and natural gas processing operations could affect our operations and result in reductions or delays in production by our customers, which could have a material adverse impact on our revenues.

A sizeable portion of our customers' production comes from hydraulically fractured wells. Hydraulic fracturing is an important and common practice that is used to stimulate production of hydrocarbons from tight formations. The process typically involves the injection of water, sand and a small percentage of chemicals under pressure into the formation to fracture the surrounding rock and stimulate production. The process is regulated by state agencies, typically the state's oil and gas commission; however, the EPA has asserted federal regulatory authority over certain hydraulic fracturing activities involving diesel under the SDWA and has released draft permitting guidance for hydraulic fracturing activities that use diesel in fracturing fluids in those states where the EPA is the permitting authority. A number of federal agencies, including the EPA and the U.S. Department of Energy, are analyzing, or have been requested to review, a variety of environmental issues associated with hydraulic fracturing. For example, on May 19, 2014, the EPA published an advance notice of rulemaking under the Toxic Substances Control Act, to gather information regarding the potential regulation of chemical substances and mixtures used in oil and gas exploration and production. In May 2016, the EPA issued final rules that update new source performance standard requirements and that will impose more stringent controls on methane and volatile organic compounds emissions from oil and gas development and production operations, including hydraulic fracturing and other well completion activity. The EPA also issued a final rule in June 2016 that prohibits the discharge of hydraulic fracturing wastewater from onshore unconventional oil and gas extraction facilities into publicly owned sewage treatment plants. Also, effective June 24, 2015, the BLM adopted rules regarding well stimulation, chemical disclosures, water management, and other requirements for hydraulic fracturing on federal and Indian lands, but a Wyoming federal judge struck down the rules in June 2016, finding that the BLM lacked congressional authority to promulgate them. The BLM is appealing this decision to the U.S. Court of Appeals for the Tenth Circuit. The BLM also adopted new rules effective January 17, 2017, to reduce venting, flaring, and leaks during oil and natural gas production activities on onshore federal and Indian leases.

Congress from time to time has considered the adoption of legislation to provide for federal regulation of hydraulic fracturing under the SDWA and to require disclosure of the chemicals used in the hydraulic fracturing process. In addition, some states, including those in which we operate, have adopted, and other states are considering adopting, regulations that could impose more stringent disclosure and/or well construction requirements on hydraulic fracturing operations. Local government also may seek to adopt ordinances within their jurisdictions regulating the time, place and manner of drilling activities in general or hydraulic fracturing activities in particular, and in some cases, may seek to ban hydraulic fracturing entirely. Some state and local authorities have considered or imposed new laws and rules related to hydraulic fracturing, including temporary or permanent bans, additional permit requirements, operational restrictions and chemical disclosure obligations on hydraulic fracturing in certain jurisdictions or in environmentally sensitive areas. Other governmental agencies, including the U.S. Department of Energy and the EPA, have evaluated or are evaluating various other aspects of hydraulic fracturing such as the potential environmental effects of hydraulic fracturing on drinking water and groundwater. On December 13, 2016, the EPA released a study of the potential adverse effects that hydraulic fracturing may have on water quality and public health, concluding that there is scientific evidence that hydraulic fracturing activities potentially can impact drinking water resources in the United States under some circumstances.

If new laws or regulations that significantly restrict hydraulic fracturing are adopted, such laws could make it more difficult or significantly more costly for our customers to perform fracturing to stimulate production from tight formations. Restrictions on hydraulic fracturing could also reduce the volume of crude oil, natural gas or other hydrocarbons that our customers produce, and could thereby adversely affect our revenues and results of operations. Compliance with such rules could also generally result in additional costs, including increased capital expenditures and operating costs, for us and our customers, which could ultimately decrease end-user demand for our services and could have a material adverse effect on our business.

Our produced water disposal operations may be subject to additional regulation and liability or claims of environmental damages.

We operate produced water disposal wells, which are regulated under the federal SDWA as Class II wells and under state laws. State laws and regulations that govern these operations can be more stringent than the SDWA. In addition, the possibility exists that stricter laws, regulations or enforcement policies could significantly increase our compliance costs and the cost of any remediation that may become necessary. We may also incur material environmental costs and liabilities. Furthermore, our insurance may not provide sufficient coverage in the event an environmental claim is made against us. In addition, although the disposal wells have received certain governmental regulatory licenses, permits or approvals, this does not shield us from potential claims from third parties claiming contamination of their water supply or other environmental damages. Remediation of environmental contamination or damages can be extremely costly and such costs, if we are found liable, may have a material adverse effect on our business, financial condition and results of operations.

Produced water injection well operations and hydraulic fracturing may cause induced seismicity.

State and federal regulatory agencies recently have focused on a possible connection between hydraulic fracturing related activities and the increased occurrence of seismic activity. When caused by human activity, such events are called induced seismicity. In a few instances, operators of produced water injection wells in the vicinity of seismic events have been ordered to reduce produced water injection volumes or suspend operations. Some state regulatory agencies, including those in Colorado and Texas, have modified their regulations to account for induced seismicity. Regulatory agencies at all levels are continuing to study the possible linkage between oil and gas activity and induced seismicity. In 2015, the United States Geological Study identified eight states, including Colorado, Oklahoma and Texas, with areas of increased rates of induced seismicity that could be attributed to fluid injection or oil and gas extraction. In addition, a number of lawsuits have been filed, most recently in Oklahoma, alleging that produced water disposal well operations have caused damage to neighboring properties or otherwise violated state and federal rules regulating waste disposal. The Oklahoma Corporation Commission has also adopted a plan calling for mandatory reductions in oil and gas wastewater disposal well volumes, the implementation of which has involved reductions of injection or shut-ins of disposal wells. These developments could result in additional regulation and restrictions on the use of produced water injection wells and hydraulic fracturing. Such regulations and restrictions could have a material adverse effect on our business, financial condition and results of operations.

We are exposed to costs associated with lost and unaccounted for volumes.

A certain amount of natural gas and crude oil may be lost or unaccounted for in normal operations in connection with their transportation across a pipeline system. Under our tariffs and contractual arrangements with our customers we are entitled to retain a specified volume of natural gas and crude oil in order to compensate us for such lost and unaccounted for volumes, as well as the natural gas used to run our natural gas compressor stations, which we refer to collectively as fuel usage. Our pipeline tariffs currently contain fuel usage true-up mechanisms. The use of fuel (natural gas, electric and lost and unaccounted for gas) trackers on the Rockies Express Pipeline, the TIGT System, and the Trailblazer Pipeline, while minimizing risk over time, nevertheless leaves the systems exposed to the possibility of under- or over-collections on an annual basis. The level of lost and unaccounted for volumes, and natural gas fuel usage, on our pipeline systems may exceed the natural gas and crude oil volumes retained from our customers as compensation for our lost and unaccounted for volumes, and fuel usage, pursuant to our tariffs and contractual agreements, and it may be necessary to purchase natural gas or crude oil in the market to make up for the difference, which exposes us to commodity price risk. Future exposure to the volatility of natural gas and crude oil prices as a result of lost and unaccounted for volume imbalances could have a material adverse effect on our business, financial condition, results of operations and ability to make quarterly cash distributions to our unitholders.

Any significant and prolonged change in or stabilization of natural gas prices could have a negative impact on our natural gas storage business.

Historically, natural gas prices have been seasonal and volatile, which has enhanced demand for our storage services. The natural gas storage business has benefited from significant price fluctuations resulting from seasonal price sensitivity, which impacts the level of demand for our services and the rates we are able to charge for such services. On a system-wide basis, natural gas is typically injected into storage between April and October when natural gas prices are generally lower and withdrawn during the winter months of November through March when natural gas prices are typically higher. However, the market for natural gas may not continue to experience volatility and seasonal price sensitivity in the future at the levels previously seen. If volatility and seasonality in the natural gas industry decrease, because of increased production capacity or otherwise, then demand for our storage services and the prices that we will be able to charge for those services may decline.

In addition to volatility and seasonality, an extended period of high natural gas prices would increase the cost of acquiring base gas and likely place upward pressure on the costs of associated storage expansion activities. Alternatively, an extended period of low seasonal volatility in natural gas prices could adversely impact storage values for some period of time until market conditions adjust. These commodity price impacts could have a negative impact on our business, financial condition, results of operations and ability to make distributions to our unitholders.

Certain portions of our transportation, storage, and processing facilities have been in service for several decades. There could be unknown events or conditions or increased maintenance or repair expenses and downtime associated with our facilities that could have a material adverse effect on our business and results of operations.

Significant portions of our transportation, storage, and processing systems have been in service for several decades. The age and condition of our facilities could result in increased maintenance or repair expenditures, and any downtime associated with increased maintenance and repair activities could materially reduce our revenue. Any significant increase in maintenance and repair expenditures or loss of revenue due to the age or condition of our facilities could adversely affect our business and results of operations and our ability to make cash distributions to our unitholders.

Our revolving credit facility and the indenture governing our 5.50% senior notes due 2024 contain certain restrictions which could adversely affect our business, financial condition, results of operations and ability to make quarterly cash distributions to our unitholders.

We are dependent upon certain earnings and cash flow generated by our operations in order to meet our debt service obligations. Our revolving credit facility and the indenture governing our 5.50% senior notes due 2024 (the "2024 Notes") contain, and any future financing agreements may contain, operating and financial restrictions and covenants that could restrict our ability to finance future operations or capital needs, or to expand or pursue our business activities, which may, in turn, limit our ability to make cash distributions to our unitholders.

For example, our revolving credit facility limits our ability to, among other things:

- incur or guarantee additional indebtedness;
- redeem or repurchase units or make distributions under certain circumstances;
- make certain investments and acquisitions;
- incur certain liens or permit them to exist;
- enter into certain types of transactions with affiliates;
- merge or consolidate with another company; and
- transfer, sell or otherwise dispose of assets.

Our revolving credit facility also contains covenants requiring us to maintain certain financial ratios. Our ability to meet those financial ratios and tests can be affected by events beyond our control, and we cannot assure you that we will meet those ratios and tests. Further, our obligations under the revolving credit facility are (i) guaranteed by us and each of our existing and subsequently acquired or organized direct or indirect wholly owned domestic subsidiaries, subject to our ability to designate certain subsidiaries as "Unrestricted Subsidiaries," and (ii) secured by a first priority lien on substantially all of the present and after acquired property owned by us and each guarantor (other than real property interests related to our pipelines).

Similarly, the indenture governing the 2024 Notes contains covenants that, among other things, limit our ability and the ability of our restricted subsidiaries to: (i) incur, assume or guarantee additional indebtedness or issue preferred units; (ii) create liens to secure indebtedness; (iii) pay distributions on equity interests, repurchase equity securities or redeem subordinated securities; (iv) make investments; (v) restrict distributions, loans or other asset transfers from our restricted subsidiaries; (vi) consolidate with or merge with or into, or sell substantially all of our properties to, another person; (vii) sell or otherwise dispose of assets, including equity interests in subsidiaries; and (viii) enter into transactions with affiliates.

The provisions of our revolving credit facility and indenture governing the 2024 Notes may affect our ability to obtain future financing and pursue attractive business opportunities and our flexibility in planning for, and reacting to, changes in business conditions. In addition, a failure to comply with the provisions of our revolving credit facility or the indenture governing the 2024 Notes, including a failure to meet any of the required financial ratios and tests, could result in a default or an event of default that could enable our lenders or the holders of the 2024 Notes to declare the outstanding principal of that indebtedness, together with accrued and unpaid interest, to be immediately due and payable, and in the case of the revolving credit facility, would prohibit our ability to make quarterly distributions. If the payment of our indebtedness is accelerated and we are unable to repay the indebtedness in full, our lenders could foreclose on the assets pledged by us and the guarantors under the revolving credit facility. In that case, our assets may be insufficient to repay such indebtedness in full, and our unitholders could experience a partial or total loss of their investment.

Tallgrass Equity's ownership in our IDRs, our common units and our general partner interest, are pledged under Tallgrass Equity's revolving credit facility.

Tallgrass Equity's direct ownership of 20,000,000 of our common units and its direct ownership of our general partner (which owns our IDRs and general partner interest), are pledged as security under Tallgrass Equity's revolving credit facility. Tallgrass Equity's revolving credit facility contains customary and other events of default. Upon an event of default, the lenders under Tallgrass Equity's revolving credit facility could foreclose on Tallgrass Equity's ownership interest in TEP GP and the 20,000,000 of our common units owned by Tallgrass Equity. This could ultimately result in a change in control of TEP GP, which would constitute an immediate event of default under our credit facility. This would have a material adverse effect on our business, financial condition and results of operations.

Our future indebtedness levels may limit our flexibility to obtain financing and to pursue other business opportunities.

Our level of indebtedness could have important consequences to us, including the following:

- our ability to obtain additional financing, if necessary, for working capital, capital expenditures, acquisitions or other purposes may be impaired or such financing may not be available on favorable terms;
- our funds available for operations, future business opportunities and distributions to unitholders will be reduced by that portion of our cash flow required to make interest payments on our indebtedness;
- we may be more vulnerable to competitive pressures or a downturn in our business or the economy generally; and
- our flexibility in responding to changing business and economic conditions may be limited.

Our ability to service our indebtedness depends upon, among other things, our future financial and operating performance, which will be affected by prevailing economic conditions and financial, business, regulatory and other factors, some of which are beyond our control. If our operating results are not sufficient to service our current or future indebtedness, we will be forced to take actions such as reducing distributions, reducing or delaying our business activities, acquisitions, investments or capital expenditures, selling assets or seeking additional equity capital. Taking any of these actions is likely to reduce the value of your investment. Plus, we may not be able to effect any of these actions on satisfactory terms or at all.

Increases in interest rates could adversely impact our unit price, our ability to issue equity or incur indebtedness for acquisitions or other purposes and our ability to make cash distributions at our intended levels.

The interest rate on borrowings under our revolving credit facility float based upon one or more of the prime rate, the U.S. federal funds rate or LIBOR. As a result, those borrowings, as well as borrowings under possible future credit facilities or debt offerings, could be higher than current levels, causing our financing costs to increase accordingly. We do not currently hedge the interest rate risk on borrowings under our revolving credit facility.

As with other yield-oriented securities, our unit price is impacted by the level of our cash distributions and implied distribution yield. The distribution yield is often used by investors to compare and rank yield-oriented securities for investment decision-making purposes. Therefore, changes in interest rates, either positive or negative, may affect the yield requirements of investors who invest in our units, and a rising interest rate environment could have an adverse impact on our unit price, our ability to issue equity or incur indebtedness for acquisitions or other purposes and our ability to make cash distributions at our intended levels.

Rockies Express has a substantial amount of indebtedness and Rockies Express may not be able to generate a sufficient amount of cash flow to meet its debt service obligations.

As of December 31, 2016 Rockies Express had approximately \$2.575 billion of total indebtedness outstanding. In addition, Rockies Express has a revolving credit facility, which will mature on January 31, 2020, with approximately \$150 million of additional borrowing capacity available as of December 31, 2016.

The scheduled maturities of Rockies Express' outstanding indebtedness balances as of December 31, 2016 are summarized as follows (in millions):

Year	Scheduled Maturities
2018	\$ 550.0
2019	525.0
2020	750.0
Thereafter	750.0

The substantial indebtedness held by Rockies Express could have important consequences. For example, it could:

- make it more difficult for Rockies Express to satisfy its obligations with respect to its indebtedness;
- increase the vulnerability of Rockies Express to general adverse economic and industry conditions;
- limit the ability of Rockies Express to obtain additional financing for future working capital, capital expenditures and other general business purposes;
- require Rockies Express to dedicate a substantial portion of its cash flow from operations to payments on its indebtedness, thereby reducing the availability of cash flow for operations and other purposes;
- limit its flexibility in planning for, or reacting to, changes in its business and the industry in which Rockies Express operates;
- place Rockies Express at a competitive disadvantage compared to its competitors that have less indebtedness; and
- have a material adverse effect if Rockies Express fails to comply with the covenants in the indenture relating to its notes or in the instruments governing its other indebtedness.

The terms of the indentures governing the existing Rockies Express notes do not restrict the amount of additional unsecured indebtedness Rockies Express may incur, and the agreement governing its credit facility permits additional unsecured borrowings. If new indebtedness is added to the current indebtedness levels, these related risks could increase.

Rockies Express' ability to make scheduled payments or to refinance its obligations with respect to its indebtedness will depend on its financial and operating performance, which, in turn, is subject to prevailing economic conditions and to financial, business, and other factors beyond its control. In addition, a significant amount of Rockies Express' revenue in 2016 was generated by long-term contracts that expire in 2019 and Rockies Express may not be able to renew or replace expiring contracts at favorable rates or on a long-term basis, which may result in lower cash flows in periods subsequent to 2019. We cannot assure you that Rockies Express' operating performance, cash flow and capital resources will be sufficient for payment of its indebtedness in the future. In the event that Rockies Express is required to dispose of material assets or restructure its indebtedness to meet its debt service and other obligations, we cannot assure you as to the terms of any such transaction or how soon any such transaction could be completed.

If Rockies Express' cash flow and capital resources are insufficient to fund its debt service obligations, it may be forced to sell material assets, obtain additional capital, including through capital contributions from its members, or restructure its indebtedness. The payment of additional capital contributions by us to Rockies Express to fund such obligations would reduce the amount of cash available to make distributions to our unitholders.

Rockies Express' revolving credit facility contains certain restrictions which could limit its financial flexibility and increase its financing costs.

Rockies Express' revolving credit facility contains restrictive covenants that may prevent it from engaging in various transactions that Rockies Express deems beneficial and that may be beneficial to Rockies Express. The revolving credit facility generally requires Rockies Express to comply with various affirmative and negative covenants, including a limit on the leverage ratio (as defined in the credit agreement) of Rockies Express and restrictions on:

- incurring secured indebtedness;
- entering into mergers, consolidations and sales of assets;
- granting liens;
- entering into transactions with affiliates; and
- making restricted payments.

The instruments governing any future indebtedness may contain similar or more restrictive provisions. Rockies Express' ability to respond to changes in business and economic conditions and to obtain additional financing, if needed, may be restricted.

We do not own most of the land on which our assets are located, which could disrupt our operations and subject us to increased costs.

We do not own in fee but rather have leases, easements, rights-of-way, permits, surface use agreements and licenses for most of the land on which our assets are located, and we are therefore subject to the possibility of more onerous terms and/or increased costs to retain necessary land use if we do not have valid interests in the land, if such interests in the land lapse or terminate or if our facilities are not properly located within the boundaries of such interests in the land. For example, the West Frenchie Draw treating facility is located on land leased from the Wyoming Board of Land Commissioners pursuant to a

contract that can be terminated at any time. Although many of these rights are perpetual in nature, we occasionally obtain the right to construct and operate pipelines on other owners' land for a specific period of time. If we were to be unsuccessful in renegotiating our leases, easements, rights-of-way, permits, surface use agreements and licenses, we might incur increased costs to maintain our assets, which could have a material adverse effect on our business, results of operations, financial condition and ability to make distributions to our unitholders. In addition, we are subject to the possibility of increased costs under our rental agreements with landowners, primarily through rental increases and renewals of expired agreements.

Some leases, easements, rights-of-way, permits, surface use agreements and licenses for our assets are shared with other pipeline systems and other assets owned by third parties. We or owners of the other pipeline systems or assets may not have commenced or concluded eminent domain proceedings for some rights-of-way. In some instances, lands over which leases, easements, rights-of-way, permits, surface use agreements and licenses have been obtained are subject to prior liens which have not been subordinated to the grants to us.

Our interstate natural gas pipeline systems have federal eminent domain authority. Whether we have the power of eminent domain for the Pony Express crude oil pipeline varies from state to state, depending upon the laws of the particular state. Regardless, we must compensate landowners for the use of their property, which may include any loss of value to the remainder of their property not being used by us, which are sometimes referred to as "severance damages." Severance damages are often difficult to quantify and their amount can be significant. In eminent domain actions, such compensation may be determined by a court. Our inability to exercise the power of eminent domain could negatively affect our business if we were to lose the right to use or occupy the property on which our crude oil or natural gas pipeline systems are located.

A shortage of skilled labor in the midstream industry could reduce labor productivity and increase costs, which could have a material adverse effect on our business and results of operations.

The transportation, storage and terminalling of crude oil, the transportation, storage and processing of natural gas, and the transportation, gathering and disposal of water requires skilled laborers in multiple disciplines such as equipment operators, mechanics and engineers, among others. If we experience shortages of skilled labor in the future, our labor and overall productivity or costs could be materially and adversely affected. If our labor prices increase or if we experience materially increased health and benefit costs for employees, our results of operations could be materially and adversely affected.

If we fail to develop or maintain an effective system of internal controls, we may not be able to report our financial results accurately or prevent fraud, which would likely have a negative impact on the market price of our common units.

Upon the completion of our initial public offering, we became subject to the public reporting requirements of the Securities Exchange Act of 1934, as amended. Effective internal controls are necessary for us to provide reliable financial reports, prevent fraud and to operate successfully as a publicly traded partnership. Our efforts to develop and maintain our internal controls may not be successful, and we may be unable to maintain effective controls over our financial processes and reporting in the future or to comply with our obligations under Section 404 of the Sarbanes-Oxley Act of 2002, which we refer to as Section 404. For example, Section 404 requires us, among other things, to annually review and report on, and our independent registered public accounting firm to attest to, the effectiveness of our internal controls over financial reporting. Any failure to develop, implement or maintain effective internal controls or to improve our internal controls could harm our operating results or cause us to fail to meet our reporting obligations. Given the difficulties inherent in the design and operation of internal controls over financial reporting, we can provide no assurance as to our, or our independent registered public accounting firm's, conclusions about the effectiveness of our internal controls, and we may incur significant costs in our efforts to comply with Section 404. Ineffective internal controls will subject us to regulatory scrutiny and a loss of confidence in our reported financial information, which could have an adverse effect on our business and would likely have a negative effect on the trading price of our units.

New technologies, including those involving recycling of produced water or the replacement of water in fracturing fluid, may adversely affect our future results of operations and financial condition.

The produced water disposal industry is subject to the introduction of new waste treatment and disposal techniques and services using new technologies including those involving recycling of produced water, some of which may be subject to patent protection. As competitors and others use or develop new technologies or technologies comparable to our water business services in the future, we may lose market share or be placed at a competitive disadvantage. For example, some companies have successfully used propane as the fracturing fluid instead of water. Further, we may face competitive pressure to implement or acquire certain new technologies at a substantial cost. Some of our competitors may have greater financial, technical and personnel resources than we do, which may allow them to gain technological advantages or implement new technologies before we can. Additionally, we may be unable to implement new technologies or products at all, on a timely basis or at an acceptable cost. New technology could also make it easier for our customers to vertically integrate their operations or reduce the amount of waste produced in oil and natural gas drilling and production activities, thereby reducing or eliminating the need for third-party disposal. Limits on our ability to effectively use or implement new technologies, including in our water business services, may have a material adverse effect on our business, financial condition and results of operations.

Our business could be negatively impacted by security threats, including cyber security threats, and related disruptions.

We rely on our information technology infrastructure to process, transmit and store electronic information, including information we use to safely operate our assets. We may face cyber security and other security threats to our information technology infrastructure, which could include threats to our operational and safety systems that operate our pipelines, plants and assets. We could face unlawful attempts to gain access to our information technology infrastructure, including coordinated attacks from hackers, whether state-sponsored groups, "hacktivists," or private individuals. The age, operating systems or condition of our current information technology infrastructure and software assets and our ability to maintain and upgrade such assets could affect our ability to resist cyber security threats. We could also face attempts to gain access to information related to our assets through unauthorized access by targeting acts of deception against individuals with legitimate access to physical locations or information, otherwise known as "social engineering."

Our information technology infrastructure is critical to the efficient operation of our business and essential to our ability to perform day-to-day operations. Breaches in our information technology infrastructure or physical facilities, or other disruptions, could result in damage to our assets, service interruptions, safety incidents, damage to the environment, potential liability or the loss of contracts, and have a material adverse effect on our operations, financial position, results of operations and prospects.

If we are unable to protect our information and telecommunication systems against disruptions or failures, our operations could be disrupted.

We rely extensively on computer systems to process transactions, maintain information and manage our business. Disruptions in the availability of our computer systems could impact our ability to service our customers and adversely affect our sales and results of operations. We are dependent on internal and third-party information technology networks and systems, including the Internet, wired, and wireless communications, to process, transmit and store electronic information. Our computer systems are subject to damage or interruption due to system replacements, implementations and conversions, power outages, computer or telecommunication failures, computer viruses, security breaches, catastrophic events such as fires, tornadoes, snowstorms and floods and usage errors by our employees, consultants, and contractors. If our computer systems are damaged or cease to function properly, we may have to make a significant investment to fix or replace them, and we may have interruptions in our ability to service our customers. Although we attempt to eliminate or reduce these risks by using redundant systems, this disruption caused by the unavailability of our computer systems could nevertheless significantly disrupt our operations or may result in financial damage or loss due to, among other things, lost or misappropriated information.

Our investment in Rockies Express is a minority interest and could be adversely affected by our lack of sole decision-making authority.

As a minority-interest partner in Rockies Express, we do not control Rockies Express. Thus, our investment in Rockies Express involves risks that are not present when we are able to exercise control over an asset, including the possibility that the other members of Rockies Express might become bankrupt, fail to fund their required capital contributions or otherwise attempt to make business decisions with respect to Rockies Express that we do not believe are in its best interest. Moreover, under the Rockies Express limited liability company agreement, we are required to provide certain capital contributions in order to fund expenditures contemplated by Rockies Express' annual budget, and may be required to provide capital contributions under certain circumstances specified in the Rockies Express limited liability company agreement if determined to be reasonably necessary by a vote of Rockies Express' members.

The other members of Rockies Express may have economic or other business interests or goals that are inconsistent with our business interests or goals. The Rockies Express limited liability company agreement expressly permits Rockies Express members, including Tallgrass Development, to make decisions with respect to their ownership interest without taking into

account the interests of Rockies Express or any other member of Rockies Express, and we do not have a voting trust or other arrangement in place requiring us or Tallgrass Development to vote jointly. Under the limited liability company agreement of Rockies Express, as amended, substantially all matters are decided by a vote of 80% of the membership interests, other than certain fundamental decisions that require a vote of 90% of the membership interests. As a result, all of the decisions of the Rockies Express members effectively require unanimous approval of all three members of Rockies Express, including Tallgrass Development and Phillips 66.

Our membership interest in Rockies Express is subject to a right of first refusal, which may make it more difficult to sell our interest in Rockies Express in the future.

Under the terms of Rockies Express' limited liability company agreement, if any member desires to transfer its membership interest to an unaffiliated third party, each other member first has a right to purchase its proportionate share of the membership interest being sold. If we desire to sell all or any portion of our interest in Rockies Express in the future, we will be required to first offer the sale of our membership interest to the other members, who will have 30 days to elect to purchase their proportionate interest before any sale or transfer to a third party may be consummated. This requirement could make it difficult for us to sell our interest in Rockies Express.

Risks Inherent in an Investment in Us

Our general partner and its affiliates, including Tallgrass Equity, TEGP and Tallgrass Energy Holdings, have conflicts of interest with us and limited duties to us and our unitholders, and they may favor their own interests to the detriment of us and our other common unitholders.

Tallgrass Equity owns our general partner and appoints all of the officers and directors of our general partner. TEGP owns a 36.94% membership interest in, and is the managing member of, Tallgrass Equity. TEGP Management is TEGP's general partner. Tallgrass Energy Holdings is the sole member of TEGP Management and is also the general partner of Tallgrass Development.

All of our current officers and a majority of the current directors of our general partner are also officers and/or directors of Tallgrass Equity, TEGP Management and Tallgrass Energy Holdings. Certain of our directors are also officers or principals of Kelso or EMG, whose affiliated entities, along with certain members of our management, own and control Tallgrass Energy Holdings. Although our general partner has a duty to manage us in a manner that is beneficial to us and our unitholders, the officers and directors of our general partner have a fiduciary duty to manage our general partner in a manner that is in the best interests of its owner, Tallgrass Equity. Conflicts of interest will arise between our general partner and its direct and indirect owners, on the one hand, and us and our unitholders, on the other hand. In resolving these conflicts of interest, our general partner may favor its own interests and the interests of its direct and indirect owners over our interests and the interests of our unitholders. These conflicts include the following situations, among others:

- Neither our partnership agreement nor any other agreement requires Tallgrass Equity, TEGP Management, Tallgrass Energy Holdings or their respective direct and indirect owners to pursue a business strategy that favors us, and the officers and directors of Tallgrass Energy Holdings, TEGP Management and Tallgrass Equity may have a fiduciary duty to make these decisions in the best interests of Tallgrass Energy Holdings, TEGP Management and Tallgrass Equity and their respective direct and indirect owners, respectively, which may be contrary to our interests. Tallgrass Energy Holdings, TEGP Management or Tallgrass Equity may choose to shift the focus of their investment and growth to areas not served by our assets.
- Tallgrass Energy Holdings, TEGP Management and Tallgrass Equity their respective direct and indirect owners, and their respective affiliates are not limited in their ability to compete with us and, other than Tallgrass Development's obligation to offer us certain assets (if Tallgrass Development decides to sell such assets) pursuant to the right of first offer under the TEP Omnibus Agreement, may offer business opportunities or sell midstream assets to third parties without first offering us the right to bid for them.
- Our general partner is allowed to take into account the interests of parties other than us, such as Tallgrass Energy Holdings, its direct and indirect owners, and their respective affiliates in resolving conflicts of interest and exercising certain rights under our partnership agreement, which has the effect of limiting its duty to our unitholders.
- All of the current officers and a majority of the current directors of our general partner are also officers and/or directors of Tallgrass Energy Holdings and may owe fiduciary duties to Tallgrass Energy Holdings and Tallgrass Development. Accordingly, these officers will devote significant time to the business of Tallgrass Development.
- Our partnership agreement replaces the fiduciary duties that would otherwise be owed by our general partner with contractual standards governing its duties, limits our general partner's liabilities and restricts the remedies available to our unitholders for actions that, without such limitations, might constitute breaches of fiduciary duty.

- Except in limited circumstances, our general partner has the power and authority to conduct our business without unitholder approval.
- Disputes may arise under our commercial agreements with Tallgrass Development and its affiliates.
- Our general partner determines the amount and timing of asset purchases and sales, borrowings, issuance of additional partnership securities and the creation, reduction or increase of reserves, each of which can affect the amount of cash available for distribution to our unitholders.
- Our general partner determines the amount and timing of any capital expenditures and whether a capital expenditure is classified as a maintenance capital expenditure, which reduces operating surplus, or an expansion or investment capital expenditure, which does not reduce operating surplus. This determination can affect the amount of cash that is distributed to our unitholders.
- Our general partner determines which costs incurred by it are reimbursable by us.
- Our general partner may cause us to borrow funds in order to permit the payment of cash distributions, even if the purpose or effect of the borrowing is to make incentive distributions.
- Our partnership agreement permits us to classify up to \$40 million as operating surplus, even if it is generated from asset sales, non-working capital borrowings or other sources that would otherwise constitute capital surplus. This cash may be used to fund distributions on our general partner units or to our general partner in respect of the IDRs.
- Our partnership agreement does not restrict our general partner from causing us to pay it or its affiliates for any services rendered to us or entering into additional contractual arrangements with any of these entities on our behalf.
- Our general partner may limit its liability regarding our contractual and other obligations.
- Our general partner may exercise its right to call and purchase all of the common units not owned by it and its affiliates if they own more than 80% of the common units.
- Our general partner controls the enforcement of the obligations that it and its affiliates owe to us, including Tallgrass Development's and its affiliates' obligations under the TEP Omnibus Agreement and their commercial agreements with us.
- Our general partner decides whether to retain separate counsel, accountants or others to perform services for us.
- Our general partner may transfer its IDRs without unitholder approval.
- Our general partner may elect to cause us to issue common units to it in connection with a resetting of the target distribution levels related to our general partner's IDRs without the approval of the conflicts committee of the board of directors of our general partner or our unitholders. This election may result in lower distributions to our common unitholders in certain situations.

Affiliates of our general partner are not limited in their ability to compete with us and have limited obligations to offer us the opportunity to acquire additional assets or businesses, which could limit our ability to grow and could adversely affect our results of operations and cash available for distribution to our unitholders.

Affiliates of our general partner, including Kelso, EMG, Tallgrass Equity and its affiliates and Tallgrass Energy Holdings and its affiliates, including Tallgrass Development, are not prohibited from owning assets or engaging in businesses that compete directly or indirectly with us. In addition, in the future, affiliates of our general partner and the entities owned or controlled by affiliates of our general partner, including Tallgrass Development, may acquire, construct or dispose of additional midstream or other assets and may be presented with new business opportunities, without any obligation to offer us the opportunity to purchase or construct such assets or to engage in such business opportunities, other than Tallgrass Development's obligation to offer us certain assets (if Tallgrass Development decides to sell such assets) pursuant to the right of first offer under the TEP Omnibus Agreement. While affiliates of our general partner may offer us the opportunity to buy these or other additional assets, these affiliates of our general partner, including Tallgrass Development, are not contractually obligated to do so, other than as described above, and we are unable to predict whether or when such opportunities may arise.

Pursuant to the terms of our partnership agreement, the doctrine of corporate opportunity, or any analogous doctrine, does not apply to our general partner, its executive officers and directors or any of its affiliates, including Tallgrass Development. Any such person or entity that becomes aware of a potential transaction, agreement, arrangement or other matter that may be an opportunity for us will not have any duty to communicate or offer such opportunity to us. Any such person or entity will not be liable to us or to any limited partner for breach of any fiduciary duty or other duty by reason of the fact that such person or entity pursues or acquires such opportunity for itself, directs such opportunity to another person or entity or does not communicate such opportunity or information to us. This may create actual and potential conflicts of interest between us and affiliates of our general partner, including Tallgrass Development, and result in less than favorable treatment of us and our common unitholders.

Reimbursements due to our general partner and its affiliates for services provided to us or on our behalf will reduce cash available for distribution to our common unitholders. The amount and timing of such reimbursements will be determined by our general partner.

Under our partnership agreement and the TEP Omnibus Agreement, we will reimburse our general partner and Tallgrass Energy Holdings and its affiliates for certain expenses incurred on our behalf, including administrative costs, such as compensation expense for those persons who provide services necessary to run our business, and insurance expenses. Our partnership agreement and the TEP Omnibus Agreement each provide that our general partner will determine in good faith the expenses that are allocable to us. The reimbursement of expenses and payment of fees, if any, to our general partner and Tallgrass Energy Holdings and its affiliates will reduce the amount of available cash to pay cash distributions to our common unitholders.

Our partnership agreement requires that we distribute our available cash, which could limit our ability to grow and make acquisitions.

Our partnership agreement requires us to distribute our available cash to our unitholders. Accordingly, we will rely primarily upon external financing sources, including commercial bank borrowings and the issuance of debt and equity securities, to fund our acquisitions and expansion capital expenditures. As a result, to the extent we are unable to finance growth externally, our cash distribution policy will significantly impair our ability to grow.

In addition, because we intend to distribute our available cash, our growth may not be as fast as that of businesses that reinvest their available cash to expand ongoing operations. To the extent we issue additional units in connection with any acquisitions or expansion capital expenditures, the payment of distributions on those additional units may increase the risk that we will be unable to maintain or increase our per unit distribution level. There are no limitations in our partnership agreement on our ability to issue additional units, including units ranking senior to the common units. The incurrence of additional commercial borrowings or other indebtedness to finance our growth strategy would result in increased interest expense, which in turn may impact the available cash that we have to distribute to our unitholders.

While our partnership agreement requires us to distribute our available cash, our partnership agreement, including provisions requiring us to make cash distributions contained therein, may be amended.

While our partnership agreement requires us to distribute our available cash, our partnership agreement, including provisions requiring us to make cash distributions therein, may be amended. Our partnership agreement can be amended with the consent of our general partner and the approval of a majority of the outstanding common units (including common units held by our general partner and its affiliates, including Tallgrass Development and Tallgrass Equity). Tallgrass Development and Tallgrass Equity currently own approximately 7.8% and 27.7% of our outstanding common units, respectively.

The NYSE does not require a publicly traded partnership like us to comply with certain of its corporate governance requirements.

Our common units are listed on the New York Stock Exchange, or NYSE. Unlike most corporations, we are not required by NYSE rules to have, and we do not intend to have, a majority of independent directors on our general partner's board of directors or a compensation committee or a nominating and corporate governance committee. Additionally, any future issuance of additional common units or other securities, including to affiliates, will not be subject to the NYSE's shareholder approval rules. Accordingly, unitholders will not have the same protections afforded to certain corporations that are subject to all of the NYSE corporate governance requirements.

If you are not an eligible taxable holder, you will not be entitled to allocations of income or loss or distributions or voting rights on your common units and your common units will be subject to redemption.

In order to avoid any material adverse effect on the maximum applicable rates that can be charged to customers by our subsidiaries on assets that are subject to rate regulation by the FERC or an analogous regulatory body, we have adopted certain requirements regarding those investors who may own our common units. Eligible holders are individuals or entities subject to United States federal income taxation on the income generated by us or entities not subject to United States federal income

taxation on the income generated by us, so long as all of the entity's owners are subject to such taxation. If a holder of our common units (other than affiliates of our general partner) is not a person who fits the requirements to be an eligible taxable holder, such holder will not be entitled to receive allocations of income or loss or distributions or voting rights on its units and will run the risk of having its units redeemed by us at the market price calculated in accordance with our partnership agreement as of the date of redemption. The redemption price will be paid in cash or by delivery of a promissory note, as determined by our general partner.

Our partnership agreement replaces our general partner's fiduciary duties to holders of our common units with contractual standards governing its duties.

Our partnership agreement contains provisions that eliminate the fiduciary standards to which our general partner would otherwise be held by state fiduciary duty law and replaces those duties with several different contractual standards. For example, our partnership agreement permits our general partner to make a number of decisions in its individual capacity, as opposed to in its capacity as our general partner, free of any duties to us and our unitholders other than the implied contractual covenant of good faith and fair dealing (which provides that a court will enforce the reasonable expectations of the partners where the language in the partnership agreement does not provide for a clear course of action). This provision entitles our general partner to consider only the interests and factors that it desires and relieves it of any duty or obligation to give any consideration to any interest of, or factors affecting, us, our affiliates or our limited partners. Examples of decisions that our general partner may make in its individual capacity include:

- how to allocate business opportunities among us and its affiliates;
- whether to exercise its limited call right;
- whether to seek approval of the resolution of a conflict of interest by the conflicts committee of the board of directors of our general partner;
- how to exercise its voting rights with respect to the units it owns;
- whether to elect to reset target distribution levels;
- whether to transfer the IDRs or any units it owns to a third party; and
- whether or not to consent to any merger, consolidation or conversion of the partnership or amendment to the partnership agreement.

In addition, our partnership agreement provides that any construction or interpretation of our partnership agreement and any action taken pursuant thereto or any determination, in each case, made by our general partner in good faith, shall be conclusive and binding on all unitholders.

Our partnership agreement restricts the remedies available to holders of our common units for actions taken by our general partner that might otherwise constitute breaches of fiduciary duty.

Our partnership agreement contains provisions that restrict the remedies available to unitholders for actions taken by our general partner that might otherwise constitute breaches of fiduciary duty under state fiduciary duty law. For example, our partnership agreement provides that:

- whenever our general partner, the board of directors of our general partner or any committee thereof (including the conflicts committee) makes a determination or takes, or declines to take, any other action in their respective capacities, our general partner, the board of directors of our general partner and any committee thereof (including the conflicts committee), as applicable, is required to make such determination, or take or decline to take such other action, in good faith, meaning that it subjectively believed that the decision was in the best interests of our partnership, and, except as specifically provided by our partnership agreement, will not be subject to any other or different standard imposed by our partnership agreement, Delaware law, or any other law, rule or regulation, or at equity;
- our general partner will not have any liability to us or our unitholders for decisions made in its capacity as a general partner so long as such decisions are made in good faith;
- our general partner and its officers and directors will not be liable for monetary damages to us or our limited partners resulting from any act or omission unless there has been a final and non-appealable judgment entered by a court of competent jurisdiction determining that our general partner or its officers and directors, as the case may be, acted in bad faith or engaged in fraud or willful misconduct or, in the case of a criminal matter, acted with knowledge that the conduct was criminal; and

- our general partner will not be in breach of its obligations under the partnership agreement (including any duties to us or our unitholders) if a transaction with an affiliate or the resolution of a conflict of interest is:
 - approved by the conflicts committee of the board of directors of our general partner (although our general partner is not obligated to seek such approval);
 - approved by the vote of a majority of the outstanding common units, excluding any common units owned by our general partner and its affiliates;
 - determined by the board of directors of our general partner to be on terms no less favorable to us than those generally being provided to or available from unrelated third parties; or
 - determined by the board of directors of our general partner to be fair and reasonable to us, taking into account the totality of the relationships among the parties involved, including other transactions that may be particularly favorable or advantageous to us.

In connection with a situation involving a transaction with an affiliate or a conflict of interest, any determination by our general partner or the conflicts committee must be made in good faith. If an affiliate transaction or the resolution of a conflict of interest is not approved by our common unitholders or the conflicts committee and the board of directors of our general partner determines that the resolution or course of action taken with respect to the affiliate transaction or conflict of interest satisfies either of the standards set forth in the last two bullets above, then it will be presumed that, in making its decision, the board of directors acted in good faith, and in any proceeding brought by or on behalf of any limited partner or the partnership challenging such determination, the person bringing or prosecuting such proceeding will have the burden of overcoming such presumption.

Holders of our common units have limited voting rights and are not entitled to select our general partner or elect members of its board of directors.

Unlike the holders of common stock in a corporation, unitholders have only limited voting rights on matters affecting our business and, therefore, limited ability to influence management's decisions regarding our business. Unitholders have no right on an annual or ongoing basis to select our general partner or elect its board of directors. Rather, the board of directors of our general partner, including the independent directors, is appointed by Tallgrass Equity, as a result of it owning our general partner, and not by our unitholders. Tallgrass Energy Holdings effectively controls our business and affairs through the exercise of its rights as the party that controls Tallgrass Equity. Furthermore, if the unitholders are dissatisfied with the performance of our general partner, they have little ability to remove our general partner. As a result of these limitations, the price at which the common units trade could be diminished because of the absence or reduction of a takeover premium in the trading price. Our partnership agreement also contains provisions limiting the ability of unitholders to call meetings or to acquire information about our operations, as well as other provisions limiting the unitholders' ability to influence the manner or direction of management.

Even if holders of our common units are dissatisfied, they cannot currently remove our general partner without its consent.

Unitholders are currently unable to remove our general partner without its consent because our general partner and its affiliates own sufficient units to be able to prevent its removal. The vote of the holders of at least 66 2/3% of all outstanding common units is required to remove our general partner. Tallgrass Development and Tallgrass Equity currently own approximately 7.8% and 27.7% of our outstanding common units, respectively. This gives our affiliates the ability to prevent the involuntary removal of our general partner. Cause is narrowly defined to mean that a court of competent jurisdiction has entered a final, non-appealable judgment finding our general partner liable for actual fraud or willful misconduct in its capacity as our general partner and does not include most cases of charges of poor management of the business.

Our partnership agreement restricts the voting rights of unitholders owning 20% or more of our common units.

Unitholders' voting rights are further restricted by a provision of our partnership agreement providing that any units held by a person that owns 20% or more of any class of units then outstanding, other than our general partner, its affiliates, their transferees, persons who acquired such units with the prior approval of the board of directors of our general partner and transferees of any of the foregoing, provided such transferee is an affiliate of the transferor, cannot vote on any matter.

Our general partner interest or the control of our general partner may be transferred to a third party without unitholder consent.

Our general partner may transfer its general partner interest to a third party without the consent of the unitholders. Furthermore, our partnership agreement does not restrict the ability of Tallgrass Energy Holdings to cause the transfer of all or a portion of Tallgrass Equity's ownership interest in our general partner to a third party. For example, on May 12, 2015, Tallgrass Energy Holdings completed the initial public offering of TEGP that indirectly owns all of our incentive distribution rights, our

general partner interest, and a certain number of our common units. Under this new structure, Tallgrass Energy Holdings continues to indirectly control our general partner, but, if, in the future, Tallgrass Energy Holdings no longer controls, directly or indirectly, our general partner, then a third party with a controlling interest in our general partner would be in a position to replace the board of directors and officers of our general partner with its own designees and thereby exert significant control over the decisions made by the board of directors and officers. This effectively permits a "change of control" without the vote or consent of the unitholders.

The IDR's of our general partner may be transferred to a third party without unitholder consent.

Our general partner may transfer its IDR's to a third party at any time without the consent of our unitholders. If our general partner transfers its IDR's to a third party but retains its general partner interest, our general partner may not have the same incentive to grow our partnership and increase quarterly distributions to unitholders over time as it would if it had retained ownership of its IDR's. For example, a transfer of IDR's by our general partner could reduce the likelihood of Tallgrass Development selling or contributing additional midstream assets to us, because Tallgrass Energy Holdings, Tallgrass Development's general partner, would have less of an economic incentive to grow our business, which in turn would impact our ability to grow our asset base.

We may issue additional units without unitholder approval, which could negatively impact unitholders' existing ownership interests.

Our partnership agreement does not limit the number of additional limited partner interests, including limited partner interests that rank senior to the common units, that we may issue at any time without the approval of our unitholders. The issuance by us of additional common units or other equity securities of equal or senior rank could have the following effects:

- our existing unitholders' proportionate ownership interest in us will decrease;
- the amount of cash available for distribution on each unit may decrease;
- because the amount payable to holders of IDR's is based on a percentage of the total cash available for distribution, the distributions to holders of IDR's will increase even if the per unit distribution on common units remains the same;
- the ratio of taxable income to distributions may increase;
- the relative voting strength of each previously outstanding unit may be diminished; and
- the market price of the common units may decline.

Further, at times during recent years, the capital markets have limited the availability of capital through traditional issuances of common units. As these periods occur in the future, it may be necessary for us to issue preferred units, convertible units, or other securities that rank senior to the common units in order to raise capital, which could further magnify the dilutive and other negative effects on unitholders' existing ownership interests.

Affiliates of our general partner, including Tallgrass Development, may sell units in the public or private markets, and such sales could have an adverse impact on the trading price of the common units.

Tallgrass Development currently holds 5,619,218 common units and Tallgrass Equity, which owns our general partner, currently holds 20,000,000 common units. In addition, we have agreed to provide our general partner and its affiliates with certain registration rights. For example, the 5,619,218 common units owned by Tallgrass Development have been registered pursuant to our Form S-3/A (File No. 333-210976) filed with the SEC on May 6, 2016, which became effective May 17, 2016. The sale of these units in the public or private markets could have an adverse impact on the price of the common units or on any trading market that may develop. For additional information, see Note 12 – *Partnership Equity and Distributions* to our Consolidated Financial Statements in Item 8.—Financial Statements and Supplementary Data in this Form 10-K.

Our general partner may limit its liability regarding our obligations.

Our general partner may limit its liability under contractual arrangements so that the counterparties to such arrangements have recourse only against our assets, and not against our general partner or its assets. Our general partner may therefore cause us to incur indebtedness or other obligations that are nonrecourse to our general partner. Our partnership agreement permits our general partner to limit its liability, even if we could have obtained more favorable terms without the limitation on liability. In addition, we are obligated to reimburse or indemnify our general partner to the extent that it incurs obligations on our behalf. Any such reimbursement or indemnification payments would reduce the amount of cash otherwise available for distribution to our unitholders.

Our general partner has a limited call right that may require unitholders to sell units at an undesirable time or price.

If at any time our general partner and its affiliates own more than 80% of the common units, our general partner will have the right, which it may assign to any of its affiliates or to us, but not the obligation, to acquire all, but not less than all, of the common units held by unaffiliated persons at a price that is not less than their then-current market price, as calculated pursuant to the terms of our partnership agreement. As a result, unitholders may be required to sell common units at an undesirable time or price and may not receive any return on investment.

Unitholders may also incur a tax liability upon a sale of your units. Tallgrass Development and Tallgrass Equity, each an affiliate of our general partner, currently own approximately 7.8% and 27.7% of our outstanding common units, respectively.

Our general partner, or any transferee holding a majority of the IDRs, may elect to cause us to issue common units to it in connection with a resetting of the minimum quarterly distribution and the target distribution levels related to the IDRs, without the approval of the conflicts committee of our general partner or our unitholders. This election may result in lower distributions to our common unitholders in certain situations.

The holder or holders of a majority of the IDRs, which is currently our general partner, have the right, at any time when there are no subordinated units outstanding and the holders have received incentive distributions at the highest level to which they are entitled (48%) for each of the prior four consecutive fiscal quarters (and the amount of each such distribution did not exceed adjusted operating surplus for each such quarter), to reset the minimum quarterly distribution and the initial target distribution levels at higher levels based on our cash distribution at the time of the exercise of the reset election. Following a reset election, the minimum quarterly distribution will be reset to an amount equal to the average cash distribution per unit for the two fiscal quarters immediately preceding the reset election (such amount is referred to as the "reset minimum quarterly distribution"), and the target distribution levels will be reset to correspondingly higher levels based on percentage increases above the reset minimum quarterly distribution. We have been paying quarterly cash distributions at the highest distribution level (48%) since our distribution with respect to the fourth quarter of 2014. Our general partner has the right to transfer the IDRs at any time, in whole or in part, and any transferee holding a majority of the IDRs would have the same rights as our general partner with respect to resetting target distributions.

In the event of a reset of the minimum quarterly distribution and the target distribution levels, the holders of the IDRs will be entitled to receive, in the aggregate, the number of common units equal to that number of common units which would have entitled the holders to an average aggregate quarterly cash distribution in the prior two quarters equal to the average of the distributions on the IDRs in the prior two quarters. Our general partner will also be issued the number of general partner units necessary to maintain its general partner interest in us that existed immediately prior to the reset election. We anticipate that our general partner would exercise this reset right in order to facilitate acquisitions or internal growth projects that would not otherwise be sufficiently accretive to cash distributions per common unit. It is possible, however, that our general partner or a transferee could exercise this reset election at a time when it is experiencing, or expects to experience, declines in the cash distributions it receives related to its IDRs and may therefore desire to be issued common units rather than retain the right to receive incentive distribution payments based on target distribution levels that are less certain to be achieved in the then current business environment. This risk could be elevated if our IDRs have been transferred to a third party. As a result, a reset election may cause our common unitholders to experience dilution in the amount of cash distributions that they would have otherwise received had we not issued common units to our general partner in connection with resetting the target distribution levels.

Your liability may not be limited if a court finds that unitholder action constitutes control of our business.

A general partner of a partnership generally has unlimited liability for the obligations of the partnership, except for those contractual obligations of the partnership that are expressly made without recourse to the general partner. Our partnership is organized under Delaware law, and we conduct business in a number of other states. The limitations on the liability of holders of limited partner interests for the obligations of a limited partnership have not been clearly established in some of the other states in which we do business. You could be liable for any and all of our obligations as if you were a general partner if a court or government agency were to determine that:

- we were conducting business in a state but had not complied with that particular state's partnership statute; or
- your right to act with other unitholders to remove or replace our general partner, to approve some amendments to our partnership agreement or to take other actions under our partnership agreement constitute "control" of our business.

Unitholders may have liability to repay distributions that were wrongfully distributed to them.

Under certain circumstances, unitholders may have to repay amounts wrongfully returned or distributed to them. Under Section 17-607 of the Delaware Revised Uniform Limited Partnership Act, we may not make a distribution if the distribution would cause our liabilities to exceed the fair value of our assets. Delaware law provides that for a period of three years from the date of an impermissible distribution, limited partners who received the distribution and who knew at the time of the distribution that it violated Delaware law will be liable to the limited partnership for the distribution amount. Transferees of

common units are liable both for the obligations of the transferor to make contributions to the partnership that were known to the transferee at the time of transfer and for those obligations that were unknown if the liabilities could have been determined from the partnership agreement. Neither liabilities to partners on account of their partnership interest nor liabilities that are non-recourse to the partnership are counted for purposes of determining whether a distribution is permitted.

Tax Risks to Common Unitholders

Our tax treatment depends on our status as a partnership for U.S. federal income tax purposes, as well as our not being subject to a material amount of entity-level taxation by individual states. If the Internal Revenue Service treats us as a corporation for U.S. federal income tax purposes or we become subject to material additional amounts of entity-level taxation for state tax purposes, then our cash available for distribution to our unitholders would be substantially reduced.

The anticipated after-tax economic benefit of an investment in the common units depends in part on our being treated as a partnership for U.S. federal income tax purposes. We have not requested, and except as described below, do not plan to request, a ruling from the Internal Revenue Service, or IRS, on this or any other tax matter affecting us.

Despite the fact that we are a limited partnership under Delaware law, it is possible in certain circumstances for a publicly traded partnership such as ours to be treated as a corporation rather than a partnership for U.S. federal income tax purposes. Although we do not believe based upon our current operations that we are so treated, a change in our business or a change in current law could cause us to be treated as a corporation for U.S. federal income tax purposes or otherwise subject us to taxation as an entity.

For example, from time to time, members of the U.S. Congress propose and consider substantive changes to the U.S. federal income tax laws that affect publicly traded partnerships. We are unable to predict whether any such changes, or proposals, will be considered or will ultimately be enacted or whether judicial or administrative interpretations of applicable law will change. Any such changes could negatively impact the value of an investment in our common units. Any modification to the U.S. federal income tax laws may be applied retroactively and could make it more difficult or impossible to meet the exception for certain publicly traded partnerships to be treated as partnerships for U.S. federal income tax purposes.

On January 24, 2017, final regulations by the IRS and the U.S. Department of the Treasury were published in the Federal Register that provide industry-specific guidance regarding whether income earned from certain activities will constitute qualifying income. We believe that we will continue to be able to meet the exception for us to be treated as a partnership for U.S. federal income tax purposes under the new rules.

If we were treated as a corporation for U.S. federal income tax purposes, we would pay U.S. federal income tax on our taxable income at the corporate tax rate, which is currently a maximum of 35%, and would likely pay state and local income tax at varying rates. Our distributions would generally be taxed again as corporate dividends (to the extent of our current and accumulated earnings and profits), and no income, gains, losses, deductions, or credits would flow through to you. Because a tax would be imposed upon us as a corporation, our cash available for distribution to you would be substantially reduced. Therefore, if we were treated as a corporation for U.S. federal income tax purposes there would be a material reduction in our anticipated cash flow and after tax return to our unitholders, likely causing a substantial reduction in the value of our common units.

At the state level, several states are evaluating ways to subject partnerships to entity-level taxation through the imposition of state income, franchise and other forms of taxation. Imposition of such a tax on us by any state will reduce the cash available for distributions to our unitholders.

Our partnership agreement provides that, if a law is enacted or existing law is modified or interpreted in a manner that subjects us to taxation as a corporation or otherwise subjects us to entity-level taxation for federal, state or local income tax purposes, the minimum quarterly distribution amount and the target distribution amounts may be adjusted to reflect the impact of that law on us.

Our unitholders' share of our income will be taxable to them for U.S. federal income tax purposes even if they do not receive any cash distributions from us.

A unitholder will be treated as a partner who is subject to allocation of taxable income which could be different in amount than the cash we distribute. A unitholder's allocable share of our taxable income will be taxable to the unitholder, which may require the payment of U.S. federal income taxes and, in some cases, state and local income taxes even if no cash distributions are received from us. Our unitholders may not receive cash distributions from us equal to their share of our taxable income or even equal to the actual tax liability that results from that income.

If the IRS contests the U.S. federal income tax positions we take, the market for our common units may be adversely impacted and the cost of any IRS contest will reduce our cash available for distribution to our unitholders.

We have not requested a ruling from the IRS with respect to our treatment as a partnership for U.S. federal income tax purposes or any other matter affecting us. The IRS may adopt positions that differ from the positions we take, and the IRS's positions may ultimately be sustained. It may be necessary to resort to administrative or court proceedings to sustain some or all of the positions we take. A court may not agree with some or all of the positions we take. Any contest with the IRS, and the outcome of any IRS contest, may have a materially adverse impact on the market for our common units and the price at which they trade. In addition, our costs of any contest with the IRS will be borne indirectly by our unitholders and our general partner because the costs will reduce our cash available for distribution.

Tax gain or loss on the disposition of our common units could be more or less than expected.

If you sell your common units, you will recognize a gain or loss for U.S. federal income tax purposes equal to the difference between the amount realized and your tax basis in those common units. Because distributions in excess of your allocable share of our net taxable income decrease your tax basis in your common units, some, or all of any of such prior excess distributions with respect to the common units you sell will, in effect, become taxable income to you if you sell such common units at a price greater than your tax basis in those common units, even if the price you receive is less than your original cost. Furthermore, a substantial portion of the amount realized on any sale or other disposition of your common units, whether or not representing gain, may be taxed as ordinary income due to potential recapture items, including depreciation recapture. In addition, because the amount realized includes a unitholder's share of our nonrecourse liabilities, if you sell your common units, you may incur a tax liability in excess of the amount of cash you receive from the sale.

Tax-exempt entities and non-U.S. persons face unique tax issues from owning our common units that may result in adverse tax consequences to them.

Investment in common units by tax-exempt entities, such as employee benefit plans and individual retirement accounts (known as IRAs), and non-U.S. persons raises issues unique to them. For example, virtually all of our income allocated to organizations that are exempt from U.S. federal income tax, including IRAs and other retirement plans, will be unrelated business taxable income and will be taxable to them. Distributions to non-U.S. persons will generally be reduced by withholding taxes at the highest applicable effective tax rate, and non-U.S. persons will be required to file U.S. federal income tax returns and pay tax on their share of our taxable income. If you are a tax-exempt entity or a non-U.S. person, you should consult a tax advisor before investing in our common units.

We will treat each purchaser of common units as having the same tax benefits without regard to the actual common units purchased. The IRS may challenge this treatment, which could adversely affect the value of the common units.

Because we cannot match transferors and transferees of common units and because of other reasons, we will adopt depreciation and amortization positions that may not conform to all aspects of existing Treasury Regulations. A successful IRS challenge to those positions could adversely affect the amount of tax benefits available to you. A successful IRS challenge also could affect the timing of these tax benefits or the amount of gain from your sale of common units and could have a negative impact on the value of our common units or result in audit adjustments to your tax returns.

We prorate our items of income, gain, loss and deduction for U.S. federal income tax purposes between transferors and transferees of our units each month based upon the ownership of our units on the first day of each month, instead of on the basis of the date a particular unit is transferred. The IRS may challenge this treatment, which could change the allocation of items of income, gain, loss and deduction among our unitholders.

We prorate our items of income, gain, loss and deduction for U.S. federal income tax purposes between transferors and transferees of our units each month based upon the ownership of our units on the first day of each month, instead of on the basis of the date a particular unit is transferred. The use of this proration method may not be permitted under existing Treasury Regulations, and although the U.S. Treasury Department adopted final Treasury Regulations allowing a similar monthly simplifying convention for taxable years beginning on or after August 3, 2015, such regulations do not specifically authorize the use of the proration method we have adopted. If the IRS were to challenge this method or new Treasury regulations were issued, we may be required to change the allocation of items of income, gain, loss and deduction among our unitholders.

A unitholder whose common units are loaned to a "short seller" to cover a short sale of common units may be considered as having disposed of those common units. If so, the unitholder would no longer be treated for U.S. federal income tax purposes as a partner with respect to those common units during the period of the loan and may recognize gain or loss from the disposition.

Because a unitholder whose common units are loaned to a "short seller" to cover a short sale of common units may be considered as having disposed of the loaned common units, the unitholder may no longer be treated for U.S. federal income tax purposes as a partner with respect to those common units during the period of the loan to the short seller and may recognize gain or loss from such disposition. Moreover, during the period of the loan to the short seller, any of our income, gain, loss or deduction with respect to those common units may not be reportable by the unitholder and any cash distributions received by the unitholder as to those common units could be fully taxable as ordinary income. Our unitholders desiring to assure their status as partners and avoid the risk of gain recognition from a loan to a short seller should consult a tax advisor to discuss whether it is advisable to modify any applicable brokerage account agreements to prohibit their brokers from loaning their common units.

We have adopted certain valuation methodologies in determining a unitholder's allocations of income, gain, loss and deduction. The IRS may challenge these methodologies or the resulting allocations, and such a challenge could adversely affect the value of our common units.

In determining the items of income, gain, loss and deduction allocable to our unitholders, we must routinely determine the fair market value of our assets. Although we may from time to time consult with professional appraisers regarding valuation matters, we make many fair market value estimates using a methodology based on the market value of our common units as a means to measure the fair market value of our assets. The IRS may challenge these valuation methods and the resulting allocations of income, gain, loss and deduction.

A successful IRS challenge to these methods or allocations could adversely affect the timing or amount of taxable income or loss being allocated to our unitholders. It also could affect the amount of gain from our unitholders' sale of common units and could have a negative impact on the value of the common units or result in audit adjustments to our unitholders' tax returns without the benefit of additional deductions.

The sale or exchange of 50% or more of our capital and profits interests during any twelve-month period will result in the termination of our partnership for U.S. federal income tax purposes.

We will be considered to have technically terminated our partnership for U.S. federal income tax purposes if there is a sale or exchange of 50% or more of the total interests in our capital and profits within a twelve-month period. Tallgrass Development and its direct and indirect owners own a substantial interest in our capital and profits. Therefore, a transfer by them of all or a portion of their interests in us could result in a termination of our partnership for U.S. federal income tax purposes. For purposes of determining whether the 50% threshold has been met, multiple sales of the same interest will be counted only once. Our technical termination would, among other things, result in the closing of our taxable year for all unitholders, which would result in us filing two tax returns (and our unitholders could receive two Schedules K-1 if relief was not available, as described below) for one fiscal year if the termination occurs on a day other than December 31 and could result in a deferral of depreciation deductions allowable in computing our taxable income. In the case of a unitholder reporting on a taxable year other than a fiscal year ending December 31, the closing of our taxable year may also result in more than twelve months of our taxable income or loss being includable in the unitholder's taxable income for the year of termination. Our termination currently would not affect our classification as a partnership for U.S. federal income tax purposes, but instead we would be treated as a new partnership for tax purposes. If treated as a new partnership, we must make new tax elections and could be subject to penalties if we are unable to determine that a termination occurred. The IRS has announced a publicly traded partnership technical termination relief program whereby, if a publicly traded partnership that technically terminated requests publicly traded partnership technical termination relief and such relief is granted by the IRS, among other things, the partnership will only have to provide one Schedule K-1 to unitholders for the year notwithstanding two partnership tax years.

As a result of investing in our common units you will likely become subject to state and local taxes and return filing requirements in jurisdictions where we operate or own or acquire properties.

In addition to U.S. federal income taxes, our unitholders will likely be subject to other taxes, including state and local taxes, unincorporated business taxes and estate, inheritance or intangible taxes that are imposed by the various jurisdictions in which we conduct business or own property now or in the future, even if they do not live in any of those jurisdictions. Our unitholders will likely be required to file state and local income tax returns and pay state and local income taxes in some or all of these various jurisdictions. Further, our unitholders may be subject to penalties for failure to comply with those requirements. We currently own property or conduct business in a number of states, most of which currently impose a personal income tax on individuals. Most of these states also impose an income tax on corporations and other entities. As we make acquisitions or expand our business, we may own property or conduct business in additional states that impose a personal income tax. It is your responsibility to file all federal, state and local tax returns.

Compliance with and changes in tax laws could adversely affect our performance.

We are subject to extensive tax laws and regulations, including federal and state income tax laws and transactional tax laws such as excise, sales/use, payroll, franchise and ad valorem tax laws. New tax laws and regulations and changes in existing tax laws and regulations are continuously being enacted that could result in increased tax expenditures in the future. Further, taxing authorities may change their application of existing taxes, so that additional entities or transactions may become subject to an existing tax. Many of these tax liabilities are subject to audits by the respective taxing authority. These audits may result in additional tax payments, as well as interest and penalties. In one such audit, Rockies Express has appealed an excise tax assessment on the gross receipts from certain transactions issued by the Ohio Department of Taxation. If the appeal is unsuccessful, Rockies Express may be subject to substantial additional excise taxes in the future, and imposition of such excise taxes could reduce the cash available for distribution to our unitholders.

We have subsidiaries that are treated as corporations for U.S. federal income tax purposes and subject to corporate level income taxes and may conduct additional activities in taxable corporate subsidiaries in the future.

Even though we (as a partnership for U.S. federal income tax purposes) are not subject to U.S. federal income tax, we have subsidiaries that are organized as corporations for U.S. federal income tax purposes. Although these subsidiaries have not previously generated any material taxable income, we may elect to conduct additional activities in one or more subsidiaries treated as corporations for U.S. federal income tax purposes in the future that could generate material taxable income. For example, it is unclear whether and to what extent our share of water business services income from Water Solutions will be treated as qualifying income. On January 24, 2017, final regulations by the IRS and the U.S. Department of the Treasury were published in the Federal Register providing that income from water delivery services is not qualifying income unless the partnership providing those services also collects, cleans, recycles or otherwise disposes of the water after use in accordance with applicable law. While we have not requested a ruling from the IRS that income from Water Solutions, or a portion of such income, is qualifying income, we may request such a ruling in the future, although the IRS may be unwilling or unable to provide a favorable ruling in a timely manner or at all. If it becomes necessary in order to preserve our status as a partnership, we may elect to conduct all or portions of our Water Solutions business in a taxable corporate subsidiary (see "*—Our tax treatment depends on our status as a partnership for U.S. federal income tax purposes. If the IRS were to treat us as a corporation for U.S. federal income tax purposes, which would subject us to entity-level taxation, then our cash available for distribution to our unitholders would be substantially reduced.*").

The taxable income, if any, of any subsidiary that is treated as a corporation for U.S. federal income tax purposes, is subject to corporate-level U.S. federal income taxes, which may reduce the cash available for distribution to us and, in turn, to our unitholders. If the IRS or other state or local jurisdictions were to successfully assert that this corporation has more tax liability than we anticipate or legislation was enacted that increased the corporate tax rate, the cash available for distribution could be further reduced. The income tax return filing positions taken by corporate subsidiaries could require significant judgment, use of estimates, and the interpretation and application of complex tax laws. Significant judgment could also be required in assessing the timing and amounts of deductible and taxable items. Despite our belief that the income tax return positions taken by our corporate subsidiaries would be fully supportable, certain positions may be successfully challenged by the IRS, state or local jurisdictions.

If the IRS makes audit adjustments to our income tax returns for tax years beginning after 2017, it may collect any resulting taxes (including any applicable penalties and interest) directly from us, in which case our cash available for distribution to our unitholders might be substantially reduced.

Pursuant to the Bipartisan Budget Act of 2015, if the IRS makes audit adjustments to our income tax returns for tax years beginning after 2017, it may collect any resulting taxes (including any applicable penalties and interest) directly from us. We will generally have the ability to shift any such tax liability to our general partner and our unitholders in accordance with their interests in us during the year under audit, but there can be no assurance that we will be able to (or will choose to) do so under all circumstances. If we are required to make payments of taxes, penalties and interest resulting from audit adjustments, our cash available for distribution to our unitholders might be substantially reduced.

Item 1B. Unresolved Staff Comments

None.

Item 2. Properties

A description of our properties is contained in Item 1.—Business, "Our Assets" of this Annual Report.

Our principal executive offices are located at 4200 W. 115th Street, Suite 350, Leawood, KS 66211 and our telephone number is 913-928-6060.

We own two office buildings in Lakewood, Colorado, with a portion being leased to a third party pursuant to a lease with an initial term through 2020. In addition, we lease our principal executive offices in Leawood, Kansas. Tallgrass Development pays a proportionate share of the costs to occupy the building to us pursuant to the TEP Omnibus Agreement.

Item 3. Legal Proceedings

See Note 18 – *Legal and Environmental Matters* to the consolidated financial statements included in Part II—Item 8.—Financial Statements and Supplementary Data of this Annual Report, which is incorporated by reference into this Part I—Item 3 of this Annual Report.

Item 4. Mine Safety Disclosures

Not applicable.

PART II

Item 5. Market for Registrant's Common Equity, Related Stockholder Matters and Issuer Purchases of Equity Securities

Market Information

Our common units have been listed on the New York Stock Exchange ("NYSE") under the symbol "TEP" since the completion of our IPO on May 17, 2013. The following table sets forth the high and low sales prices of the common units, as reported by the NYSE, as well as the amount of cash distributions per unit declared for the periods indicated:

Quarter Ended	High	Low	Distribution per Common Unit
December 31, 2016.....	\$ 48.86	\$ 42.59	\$ 0.8150
September 30, 2016.....	49.79	43.19	0.7950
June 30, 2016.....	50.78	35.62	0.7550
March 31, 2016.....	42.35	25.82	0.7050
December 31, 2015.....	47.63	33.40	0.6400
September 30, 2015.....	49.09	35.02	0.6000
June 30, 2015.....	52.13	47.21	0.5800
March 31, 2015.....	53.70	40.00	0.5200

Holder

As of February 15, 2017, there were 64 unitholders of record of our common units. This number does not include unitholders whose units are held in trust by other entities. The actual number of beneficial unitholders is greater than the number of holders of record. In addition, as of February 15, 2017, our general partner owned all 834,391 of our general partner units.

Equity Compensation Plan

See Item 12.—Security Ownership of Certain Beneficial Owners and Management and Related Stockholder Matters for information regarding our Equity Compensation Plan.

Distributions of Available Cash

General. Our partnership agreement requires that, within 45 days after the end of each quarter, we distribute our available cash to unitholders of record on the applicable record date, as determined by our general partner.

Definition of Available Cash. The term "available cash" generally means, for any quarter, all cash and cash equivalents on hand at the end of that quarter:

- less the amount of cash reserves established by our general partner to:
 - provide for proper conduct of business;
 - comply with applicable law or regulation, any of our debt instruments or other agreements; or
 - provide funds for distributions to unitholders and to our general partner for any one or more of the next four quarters;
- plus, if our general partner so determines, all or any portion of the cash on hand on the date of distribution of available cash for the quarter, including cash on hand resulting from working capital borrowings made subsequent to the end of such quarter.

Minimum Quarterly Distribution. We intend to make cash distributions to the holders of common units on a quarterly basis in an amount equal to at least the minimum quarterly distribution, or MQD, of \$0.2875 per unit or \$1.15 per unit on an annualized basis, to the extent we have sufficient cash from our operations after establishment of cash reserves and payment of fees and expenses, including payments to our general partner and its affiliates. However, there is no guarantee that we will pay the MQD on the units in any quarter. Even if our cash distribution policy is not modified or revoked, the amount of distributions paid under our policy and the decision to make any distribution is determined by our general partner, taking into consideration the terms of our partnership agreement. Our general partner has broad discretion to establish cash reserves that it determines are necessary or appropriate to properly conduct our business. These can include cash reserves for future capital and maintenance expenditures, reserves to stabilize distributions of cash to our unitholders, reserves to reduce debt or, as necessary, reserves to comply with the terms of any of our agreements or obligations. We will be prohibited from making any distributions to unitholders if it would cause an event of default or if an event of default exists under our credit agreement.

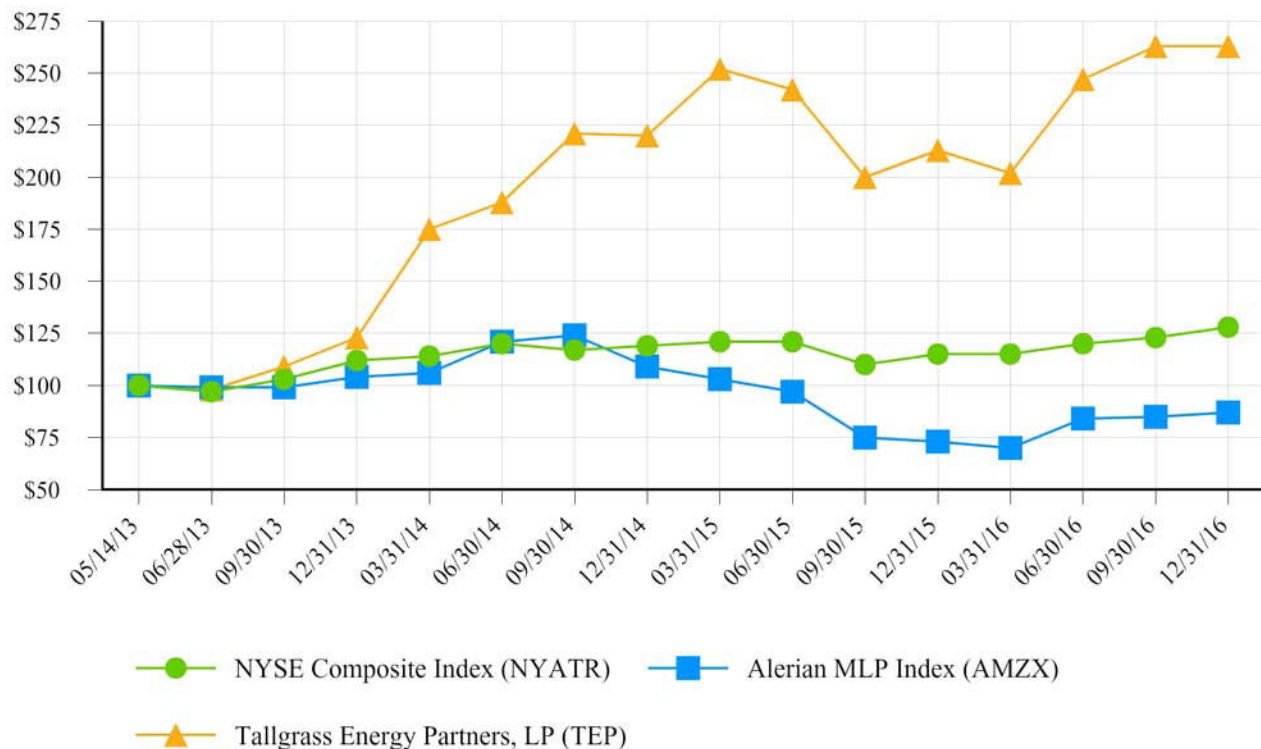
General Partner Interest. Our general partner is currently entitled to approximately 1.14% of all quarterly distributions that we make prior to our liquidation based on its ownership of the general partner interest. As of February 15, 2017, our general partner interest is represented by 834,391 general partner units. Our general partner has the right, but not the obligation, to contribute a proportional amount of capital to us to maintain its general partner interest, up to 2%. The general partner's proportionate interest in our quarterly distributions will be reduced if we issue additional units in the future and our general partner does not contribute a proportional amount of capital to us to maintain its general partner interest.

Incentive Distribution Rights. As quarterly distributions exceed the MQD and other higher target distribution levels, our general partner, as the holder of the IDRs, becomes entitled to increasing percentages (13%, 23% and 48%) of the distributions after the MQD. Such higher target distribution levels have been achieved and we have been distributing 48% on the IDRs since our distribution with respect to the fourth quarter of 2014. For additional information, see Note 12 – *Partnership Equity and Distributions* to our Consolidated Financial Statements in Item 8.—Financial Statements and Supplementary Data in this Form 10-K.

Conversion of Subordinated Units. Under the terms of our partnership agreement and upon the payment of our quarterly cash distribution to unitholders on February 13, 2015, our subordination period ended. As a result, our 16,200,000 subordinated units held by TD converted into common units on a one for one basis on February 17, 2015. The conversion of the subordinated units did not impact the aggregate amount of cash distributions paid.

Performance Graph

The following performance graph compares the performance of our common units with the NYSE Composite Index Total Return and the Alerian Total Return MLP Index during the period beginning on May 14, 2013, and ending on December 31, 2016. The graph assumes a \$100 investment in our common units and in each of the indices at the beginning of the period and a reinvestment of distributions/dividends paid on such investments throughout the period.



Recent Sales of Unregistered Equity Securities

None.

Repurchase of Equity by Tallgrass Energy Partners, LP or Affiliated Purchasers

None.

Item 6. Selected Financial Data

The historical financial statements included in this Annual Report reflect the combined results of operations of TIGT and TMID, which we refer to collectively as "our Predecessor." As discussed further in Note 2 – Summary of Significant Accounting Policies to the accompanying consolidated financial statements, the financial statements of our Predecessor for historical periods beginning after November 13, 2012 have been recast to reflect the operations of Trailblazer, which was acquired on April 1, 2014, and Pony Express, of which TEP acquired a controlling 33.3% membership interest effective September 1, 2014.

In connection with our initial public offering on May 17, 2013, TD contributed to us its equity interests in our Predecessor. The term "TEP Pre-Predecessor" refers to the Tallgrass Energy Partners Pre-Predecessor, which represents the combined results of operations of TIGT and TMID that were owned by Kinder Morgan Energy Partners, LP ("TEP Pre-Predecessor Parent") prior to November 13, 2012, at which date TEP Pre-Predecessor Parent sold those assets, among others, to TD. Financial information for the TEP Pre-Predecessor has not been recast to reflect the operations of Trailblazer and Pony Express. The following discussion analyzes the financial condition and results of operations of our Predecessor. In certain circumstances and for ease of reading we discuss the financial results of the Predecessor as being "our" financial results during historic periods, although TIGT and TMID were owned by TD from November 13, 2012 until May 17, 2013, Trailblazer was owned by TD from November 13, 2012 to March 31, 2014, and Pony Express was wholly-owned by TD from November 13, 2012 to August 31, 2014. As used in this Annual Report, unless the context otherwise requires, "we," "us," "our," the "Partnership," "TEP" and similar terms refer to Tallgrass Energy Partners, LP, together with its consolidated subsidiaries.

The following discussion and analysis of our financial condition and results of operations should be read in conjunction with the consolidated financial statements and related notes thereto included elsewhere in this Annual Report. A reference to a "Note" herein refers to the accompanying Notes to Consolidated Financial Statements contained in Item 8.—Financial Statements. In addition, please read "Cautionary Statement Regarding Forward-Looking Statements" and "Risk Factors" for information regarding certain risks inherent in our business.

The following table shows selected historical financial and operating data of TEP for the periods and as of the dates indicated. We derived the information in the following table from, and that information should be read together with and is qualified in its entirety by reference to, the consolidated financial statements and the accompanying notes included elsewhere in this Annual Report.

Our operating results incorporate a number of significant estimates and uncertainties. Such matters could cause the data included herein to not be indicative of our future financial condition or results of operations. A discussion of our critical accounting estimates is included in "Management's Discussion and Analysis of Financial Condition and Results of Operations" in Item 7.

	TEP					TEP Pre-Predecessor
	Year Ended December 31,				Period from	Period from
	2016	2015	2014	2013	Nov. 13 to Dec. 31, 2012	January 1 to November 12, 2012
	(in thousands, except per unit amounts)					(in thousands, except per unit amounts)
Statement of operations data:						
Revenue	\$ 605,122	\$ 536,197	\$ 371,556	\$ 290,526	\$ 38,572	\$ 220,292
Operating income	\$ 256,370	\$ 197,915	\$ 53,413	\$ 33,999	\$ 69	\$ 50,113
Equity in earnings of unconsolidated investment ⁽²⁾	\$ 51,780	\$ —	\$ 717	\$ —	\$ —	\$ —
Net income (loss)	\$ 267,894	\$ 184,814	\$ 59,329	\$ 7,624	\$ (2,618)	\$ 51,496
Net income (loss) attributable to partners	\$ 263,529	\$ 160,546	\$ 70,681	\$ 9,747	\$ (2,366)	\$ 51,496
Net income allocable to limited partners	\$ 161,064	\$ 114,068	\$ 61,774	\$ 6,991	N/A	N/A
Net income per limited partner unit - basic	\$ 2.26	\$ 1.95	\$ 1.39	\$ 0.17	N/A	N/A
Net income per limited partner unit - diluted	\$ 2.23	\$ 1.91	\$ 1.36	\$ 0.17	N/A	N/A
Balance sheet data (at end of period):						
Property, plant and equipment, net	\$2,012,263	\$2,025,018	\$1,853,081	\$1,116,806	\$ 726,754	\$ 717,486
Unconsolidated investments ⁽²⁾	\$ 461,915	\$ —	\$ —	\$ 1,255	\$ —	\$ —
Total assets	\$3,018,971	\$2,562,074	\$2,457,197	\$1,631,413	\$ 1,238,598	\$ 767,681
Long-term debt, net	\$1,407,981	\$ 753,000	\$ 559,000	\$ 135,000	\$ —	\$ —
Long-term debt allocated from TD	\$ —	\$ —	\$ —	\$ —	\$ 390,491	\$ —
Other:						
Distributions declared per common unit	\$ 3.0700	\$ 2.3400	\$ 1.6000	\$ 0.7547	N/A	N/A

⁽¹⁾ The net income allocated to the limited partners was based upon the number of days between the closing of the IPO on May 17, 2013 to December 31, 2013.

⁽²⁾ Represents equity in earnings of our 25% membership interest in Rockies Express beginning in 2016, and our 50% equity interest in Grasslands Water Services I, LLC ("GWSI") in periods prior to May 2014. For more information see Note 9 – Investments in Unconsolidated Affiliates to our Consolidated Financial Statements in Item 8.—Financial Statements and Supplementary Data in this Form 10-K.

Item 7. Management's Discussion and Analysis of Financial Condition and Results of Operations

Historical periods have been recast to reflect the operations of Trailblazer, which was acquired on April 1, 2014, and Pony Express, of which TEP acquired a controlling 33.3% membership interest effective September 1, 2014. TEP's subsequent acquisitions of an additional 33.3% and 31.3% membership interest in Pony Express on March 1, 2015 and January 1, 2016, respectively, represent acquisitions of noncontrolling interests. As a result, financial information for periods prior to those transactions have not been recast to reflect the additional 33.3% and 31.3% membership interests. In certain circumstances and for ease of reading we discuss the financial results of these entities prior to their respective acquisitions as being "our" financial results during historic periods, although Trailblazer was owned by TD from November 13, 2012 to March 31, 2014, and Pony Express was wholly-owned by TD from November 13, 2012 to August 31, 2014.

The following discussion and analysis of our financial condition and results of operations should be read in conjunction with the consolidated financial statements and related notes thereto included elsewhere in this Annual Report.

Overview

We are a publicly traded, growth-oriented limited partnership formed in 2013 to own, operate, acquire and develop midstream energy assets in North America. Our operations are located in and provide services to certain key United States hydrocarbon basins, including the Denver-Julesburg, Powder River, Wind River, Permian and Hugoton-Anadarko Basins and the Niobrara, Mississippi Lime, Eagle Ford, Bakken, Marcellus, and Utica shale formations.

We intend to continue to leverage our relationship with TD and utilize the significant experience of our management team to execute our growth strategy of acquiring midstream assets from TD and third parties, increasing utilization of our existing assets and expanding our systems through construction of additional assets. Our reportable business segments are:

- Crude Oil Transportation & Logistics—the ownership and operation of a FERC-regulated crude oil pipeline system and crude oil storage and terminalling facilities;
- Natural Gas Transportation & Logistics—the ownership and operation of FERC-regulated interstate natural gas pipelines and integrated natural gas storage facilities; and
- Processing & Logistics—the ownership and operation of natural gas processing, treating and fractionation facilities, the provision of water business services primarily to the oil and gas exploration and production industry and the transportation of NGLs.

Additional information about our operations and assets is contained in the business overview included in Item 1.—Business under "Overview" and "Our Assets."

Summary of Results for the Year Ended December 31, 2016

During 2016, we completed the acquisitions of an additional 31.3% membership interest in Pony Express, a 25% membership interest in Rockies Express and an additional 8% membership interest in Water Solutions. In addition, we issued \$400 million in aggregate principal amount of 5.50% senior notes due 2024 (the "2024 Notes") and received aggregate net proceeds of \$427.7 million from the issuance of 10,113,695 common units through a combination of public and private issuances.

Net income attributable to partners for the year ended December 31, 2016 was \$263.5 million, with Adjusted EBITDA and Distributable Cash Flow (each as defined below under "Non-GAAP Financial Measures") of \$423.5 million and \$408.5 million, respectively, compared to net income attributable to partners for the year ended December 31, 2015 of \$160.5 million, with Adjusted EBITDA and Distributable Cash Flow of \$252.3 million and \$220.5 million, respectively. The increase in net income, Adjusted EBITDA, and Distributable Cash Flow was largely driven by the ramping up of commercial operations at Pony Express and the lateral in Northeast Colorado, our acquisition of an additional 31.3% membership interest in Pony Express on January 1, 2016, and our acquisition of a 25% membership interest in Rockies Express on May 6, 2016, as discussed further under "Results of Operations" below.

Recent Developments

Distribution Declared

On January 24, 2017, the Board of Directors of our general partner declared a cash distribution for the quarter ended December 31, 2016 of \$0.815 per common unit. The distribution was paid on February 14, 2017, to unitholders of record on February 3, 2017.

Exercise of Call Option and Repurchase of Additional Common Units Owned by TD

On February 1, 2017, we exercised the remainder of the call option granted by TD, as discussed in Note 4 – *Acquisitions*, covering 1,703,094 common units for a cash payment of \$72.4 million, and we repurchased 736,262 common units from TD for a negotiated cash payment of approximately \$35.3 million, or \$47.99 per common unit, which repurchase was approved by the conflicts committee of the board of directors of our general partner. These 2,439,356 common units in the aggregate equal the number of common units sold under our equity distribution agreements since November 3, 2016 and were deemed canceled and no longer issued and outstanding as of such transaction date.

Acquisition of Tallgrass Terminals, LLC and Tallgrass NatGas Operator, LLC

Effective January 1, 2017, we acquired 100% of the issued and outstanding membership interests in Terminals and 100% of the issued and outstanding membership interests in NatGas from TD for total cash consideration of \$140 million.

Terminals owns and operates several fully operational assets providing storage capacity and additional injection points for the Pony Express System, including the Sterling Terminal near Sterling, Colorado, with approximately 1.3 million bbls of storage capacity and the Buckingham Terminal in Weld County, Colorado, with four truck unloading skids capable of receiving up to approximately 16,000 bbls per day. Terminals also owns a 20% interest in the Deeprock Development, which owns the Cushing Terminal in Cushing, Oklahoma, with approximately 2.3 million bbls of storage capacity. In addition, Terminals owns projects currently under development, including approximately 550 acres in Cushing, Oklahoma and approximately 250 acres in Guernsey, Wyoming which is under development to provide additional storage capacity and other potential service opportunities.

NatGas is the operator of the Rockies Express Pipeline and receives a fee from Rockies Express as compensation for its services.

Ultra Settlement

In early 2016, Ultra defaulted on its firm transportation service agreement with Rockies Express for approximately 0.2 Bcf/d through November 11, 2019 on the Rockies Express Pipeline and on April 14, 2016, Rockies Express filed a lawsuit against Ultra for breach of contract and damages in Harris County, Texas, seeking approximately \$303 million in damages and other relief. On April 29, 2016, Ultra and certain of its debtor affiliates filed for protection under Chapter 11 of the U.S. Bankruptcy Code in U.S. Bankruptcy Court for the Southern District of Texas, which operated as a stay of the Harris County state court proceeding.

On January 12, 2017, Rockies Express and Ultra entered an agreement to settle Rockies Express' approximately \$303 million claim against Ultra's bankruptcy estate. The settlement agreement includes Ultra's agreement to: (i) make a cash payment to Rockies Express of \$150 million in accordance with the plan of reorganization, but no later than October 30, 2017; and (ii) enter a new, seven-year firm transportation agreement with Rockies Express commencing December 1, 2019, for west-to-east service of 0.2 Bcf/d at a rate of approximately \$0.37, or approximately \$26.8 million annually. The settlement is part of Ultra's Chapter 11 reorganization plan, which must be submitted to the U.S. Bankruptcy Court for approval.

Factors and Trends Impacting Our Business

We expect to continue to be affected by certain key factors and trends described below. Our expectations are based on assumptions made by us and information currently available to us. To the extent our underlying assumptions about, or interpretations of, available information prove to be incorrect, our actual results may vary materially from our expected results. See also Item 1A.—Risk Factors.

Long-Term U.S. Crude Oil and Natural Gas Prospects

Crude oil, natural gas, and products derived from both continue to be critical components of energy supply and demand in the United States. Although crude oil and natural gas prices declined significantly from the second half of 2014 through the first half of 2016, and could experience further declines or remain at or near current levels for the foreseeable future, we nevertheless believe that prices may have stabilized during the latter part of 2016 and that the long-term prospects for continued crude oil and natural gas production increases are favorable.

We believe long-term growth will be driven, in part, by a combination of increased domestic demand resulting from population and economic growth, higher industrial consumption in the U.S. spurred by the lower commodity price of feedstock and fuel, and a desire to reduce domestic reliance on imports. One example is that we expect natural gas to gradually displace coal-fired electricity generation due to the low prices of natural gas and stricter environmental regulations on the mining and burning of coal. We expect productivity of oil and natural gas wells to continue increasing over the long-term in some basins across the United States because of the increasing precision and efficiency of horizontal drilling and hydraulic fracturing in oil and natural gas extraction. We also believe there is a substantial inventory of drilled but uncompleted wells in the basins we serve, including the Bakken shale and Denver-Julesburg basin, that are likely to be completed and turned into production as commodity prices continue to recover and stabilize.

Current Commodity Environment

Starting in the second half of 2014, the prices of crude oil, natural gas, and NGLs were extremely volatile and declined significantly. This volatility and downward pressure on commodity prices continued through the first half of 2016. Such volatility and reduced prices impact our business in several ways.

Demand for our services depends, in part, on the development of additional natural gas and crude oil reserves by third parties. This requires significant capital expenditures by others to install facilities that extract natural gas and crude oil. However, low commodity prices may result in a lack of available capital for these types of expenditures. To the extent our customers cannot finance these activities, we expect they may be less likely to enter into demand based, long-term firm fee contracts until there is further commodity price recovery and stability in the markets. The commodity price declines over the past two years may also negatively impact the financial condition of our customers and could impact their ability to meet their financial obligations to us.

Additionally, lower commodity prices may lead to reduced utilization of our assets. For example, reduced utilization could result in increased deficiency balances held by customers of our Pony Express System. For additional information, see Item 1A.—Risk Factors, "*The Throughput and Deficiency Agreements for the Pony Express System and some of our service agreements with respect to our water business services contain provisions that can reduce the cash flow stability that the agreements were designed to achieve.*"

Growth Associated with Acquisitions and Expansion Projects

Growth associated with acquisitions

We believe that we are well-positioned to grow through accretive acquisitions. We intend to pursue acquisition opportunities from third parties as they become available and expect to continue to acquire assets from TD's portfolio of midstream assets, which includes TD's 50% interest in the Rockies Express Pipeline. We expect TD to retain its 2% ownership interest in Pony Express for the foreseeable future. Pursuant to the TEP Omnibus Agreement, TD granted us the right of first offer to acquire each of the remaining Retained Assets if TD decides to sell those assets. Other than its obligations under the TEP Omnibus Agreement, TD is under no obligation to offer to sell us additional assets or to pursue acquisitions jointly with us, and we are under no obligation to buy any assets from TD or pursue any such joint acquisitions. However, given the significant economic interest in us held by TD and its affiliates, we believe TD will be incentivized to offer us the opportunity to acquire its assets.

Growth associated with expansion projects

We also believe that we are well positioned to increase volumes to our systems through cost-effective capacity expansions and other methods for improving efficiency, such as the use of drag reducing agents in our crude oil pipelines. For example, in 2014, Pony Express completed the conversion and construction of its approximately 698-mile crude oil pipeline commencing in Guernsey, Wyoming, and terminating in Cushing, Oklahoma. In 2015, Pony Express completed the construction of an approximately 66-mile lateral in Northeast Colorado commencing in Weld County, Colorado, and interconnecting with the pipeline just east of Sterling, Colorado. In January 2017, Rockies Express placed in service the Rockies Express Zone 3 Capacity Enhancement Project that added an incremental 0.8 Bcf/d of east-to-west capacity within Zone 3 of the Rockies Express Pipeline.

Energy Capital Markets and Interest Rates

During the second half of 2015 and into mid-2016, the energy credit markets experienced a material increase in the yields for long-term debt, which caused an issuance of senior unsecured notes to be a less attractive financing option until the third quarter of 2016, when we were able to issue the 2024 Notes. At the same time, the downturn in commodity prices generally limited the availability of capital through traditional public issuances of common units for much of 2016. While the downturn did not change our business plans, including our growth through acquisitions and expansion projects, it did temporarily alter some of our financing strategies.

In addition, the Federal Reserve increased short-term interest rates which marginally impacted the rates on our floating rate revolving credit facility. If the economy continues to strengthen, it is likely that monetary policy will continue to tighten, resulting in higher interest rates to counter possible inflation. If this occurs, interest rates on our floating rate credit facilities and future offerings in the debt capital markets could be at higher rates, causing our financing costs to increase accordingly. For additional information, please read Item 7A.—Quantitative and Qualitative Disclosures About Market Risk.

How We Evaluate Our Operations

We evaluate our results using, among other measures, contract profile and volumes, operating costs and expenses, Adjusted EBITDA and Distributable Cash Flow. Adjusted EBITDA and Distributable Cash Flow are non-GAAP measures and are defined below.

Contract Profile and Volumes

Our results are driven primarily by the volume of crude oil transportation, storage and terminalling capacity, natural gas transportation and storage capacity, NGL transportation capacity, and water transportation, gathering and disposal capacity under firm fee contracts, as well as the volume of natural gas that we process and the fees assessed for such services.

Operating Costs and Expenses

The primary components of our operating costs and expenses that we evaluate include cost of sales, cost of transportation services, operations and maintenance and general and administrative costs. Our operating expenses are driven primarily by expenses related to the operation, maintenance and growth of our asset base.

Adjusted EBITDA and Distributable Cash Flow

Adjusted EBITDA and Distributable Cash Flow are non-GAAP supplemental financial measures that management and external users of our consolidated financial statements, such as industry analysts, investors, lenders and rating agencies, may use to assess:

- our operating performance as compared to other publicly traded partnerships in the midstream energy industry, without regard to historical cost basis or, in the case of Adjusted EBITDA, financing methods;
- the ability of our assets to generate sufficient cash flow to make distributions to our unitholders;
- our ability to incur and service debt and fund capital expenditures; and
- the viability of acquisitions and other capital expenditure projects and the returns on investment of various expansion and growth opportunities.

We believe that the presentation of Adjusted EBITDA and Distributable Cash Flow provides useful information to investors in assessing our financial condition and results of operations. Adjusted EBITDA and Distributable Cash Flow should not be considered alternatives to net income, operating income, net cash provided by operating activities or any other measure of financial performance or liquidity presented in accordance with GAAP, nor should Adjusted EBITDA and Distributable Cash Flow be considered alternatives to available cash, operating surplus, distributions of available cash from operating surplus or other definitions in our partnership agreement. Adjusted EBITDA and Distributable Cash Flow have important limitations as analytical tools because they exclude some but not all items that affect net income and net cash provided by operating activities. Additionally, because Adjusted EBITDA and Distributable Cash Flow may be defined differently by other companies in our industry, our definition of Adjusted EBITDA and Distributable Cash Flow may not be comparable to similarly titled measures of other companies, thereby diminishing their utility.

Non-GAAP Financial Measures

We generally define Adjusted EBITDA as net income excluding the impact of interest, income taxes, depreciation and amortization, non-cash income or loss related to derivative instruments, non-cash long-term compensation expense, impairment losses, gains or losses on asset or business disposals or acquisitions, gains or losses on the repurchase, redemption or early retirement of debt, and earnings from unconsolidated investments, but including the impact of distributions from unconsolidated investments. We also use Distributable Cash Flow, which we generally define as Adjusted EBITDA, plus deficiency payments received from or utilized by our customers and preferred distributions received from Pony Express in excess of its distributable cash flow attributable to our net interest, less cash interest expense, maintenance capital expenditures, distributions to noncontrolling interests in excess of earnings allocated to noncontrolling interests, and certain cash reserves permitted by our partnership agreement, to analyze our performance.

Maintenance capital expenditures are cash expenditures incurred (including expenditures for the construction or development of new capital assets) that we expect to maintain our long-term operating income or operating capacity. These expenditures typically include certain system integrity, compliance and safety improvements, and are presented net of noncontrolling interest and reimbursements. As discussed in Note 2 – *Summary of Significant Accounting Policies*, prior to December 31, 2015, we received preferred distributions from Pony Express. Effective January 1, 2016 with our acquisition of an additional 31.3% membership interest in Pony Express, distributable cash flow from Pony Express is distributed pro rata based on ownership. Pony Express collects deficiency payments for barrels committed by the customer to be transported in a month but not physically received for transport or delivered to the customers' agreed upon destination point. These deficiency payments are recorded as a deferred liability until the barrels are physically transported and delivered by TEP. Earnings at Pony Express prior to December 31, 2015 were allocated between TEP and noncontrolling interests in accordance with a substantive profit sharing arrangement rather than pro rata by ownership. Distributions made by Pony Express to its noncontrolling interests reduce the Distributable Cash Flow available to TEP.

Distributable Cash Flow and Adjusted EBITDA are not presentations made in accordance with GAAP. The following table presents a reconciliation of Adjusted EBITDA to net income and net cash provided by operating activities and a reconciliation of Distributable Cash Flow to net cash provided by operating activities, the most directly comparable GAAP financial measures, for each of the periods indicated:

	Year Ended December 31,		
	2016	2015	2014
	(in thousands)		
Reconciliation of Adjusted EBITDA to Net Income			
Net income attributable to partners	\$ 263,529	\$ 160,546	\$ 70,681
<i>Add:</i>			
Interest expense, net of noncontrolling interest.....	40,688	15,517	7,648
Depreciation and amortization expense, net of noncontrolling interest	85,971	75,529	45,389
Distributions from unconsolidated investment.....	75,900	—	1,464
Non-cash loss (gain) related to derivative instruments, net of noncontrolling interest.....	1,547	—	(184)
Non-cash compensation expense ⁽¹⁾	5,780	5,103	5,136
Non-cash loss from disposal of assets	1,849	4,795	—
Loss on extinguishment of debt.....	—	226	—
<i>Less:</i>			
Equity in earnings of unconsolidated investment.....	(51,780)	—	(717)
Non-cash loss allocated to noncontrolling interest.....	—	(9,377)	(10,151)
Gain on remeasurement of unconsolidated investment	—	—	(9,388)
Adjusted EBITDA.....	<u>\$ 423,484</u>	<u>\$ 252,339</u>	<u>\$ 109,878</u>
Reconciliation of Adjusted EBITDA and Distributable Cash Flow to Net Cash Provided by Operating Activities			
Net cash provided by operating activities	\$ 409,484	\$ 289,296	\$ 79,444
<i>Add:</i>			
Interest expense, net of noncontrolling interest.....	40,688	15,517	7,648
Other, including changes in operating working capital.....	(26,688)	(52,474)	22,786
Adjusted EBITDA.....	<u>\$ 423,484</u>	<u>\$ 252,339</u>	<u>\$ 109,878</u>
<i>Add:</i>			
Deficiency payments received, net.....	33,496	16,511	5,378
Pony Express preferred distributions in excess of distributable cash flow attributable to Pony Express.....	—	—	5,429
<i>Less:</i>			
Cash interest cost.....	(37,110)	(13,746)	(6,266)
Maintenance capital expenditures, net	(11,323)	(12,123)	(9,913)
Distributions to noncontrolling interest in excess of earnings	—	(22,479)	(5,361)
Cash flow attributable to predecessor operations	—	—	(3,086)
Distributable Cash Flow	<u>\$ 408,547</u>	<u>\$ 220,502</u>	<u>\$ 96,059</u>

⁽¹⁾ Represents TEP's portion of non-cash compensation expense related to Equity Participation Units, excluding amounts allocated to TD, as discussed in Note 16 – *Equity-Based Compensation*.

The following table presents a reconciliation of Adjusted EBITDA by segment to segment operating income, the most directly comparable GAAP financial measure, for each of the periods indicated:

	Year Ended December 31,		
	2016	2015	2014
	(in thousands)		
Reconciliation of Adjusted EBITDA to Operating Income in the Crude Oil Transportation & Logistics Segment ^(f)			
Operating income	\$ 215,784	\$ 159,467	\$ 3,601
<i>Add:</i>			
Depreciation and amortization expense, net of noncontrolling interest	52,464	39,359	10,553
Adjusted EBITDA attributable to noncontrolling interests.....	(4,288)	(24,245)	11,708
Non-cash loss related to derivative instruments, net of noncontrolling interest.....	431	—	—
<i>Less:</i>			
Non-cash loss allocated to noncontrolling interest.....	—	(9,377)	(10,151)
Segment Adjusted EBITDA.....	<u>\$ 264,391</u>	<u>\$ 165,204</u>	<u>\$ 15,711</u>
Reconciliation of Adjusted EBITDA to Operating Income in the Natural Gas Transportation & Logistics Segment ⁽¹⁾			
Operating income	\$ 49,907	\$ 41,802	\$ 40,887
<i>Add:</i>			
Depreciation and amortization expense.....	20,976	22,927	23,788
Distributions from unconsolidated investment.....	75,900	—	—
Non-cash loss (gain) related to derivative instruments	116	—	(184)
Other income, net	1,723	2,639	3,102
Segment Adjusted EBITDA.....	<u>\$ 148,622</u>	<u>\$ 67,368</u>	<u>\$ 67,593</u>
Reconciliation of Adjusted EBITDA to Operating Income in the Processing & Logistics Segment ⁽¹⁾			
Operating income	\$ 1,081	\$ 4,728	\$ 20,577
<i>Add:</i>			
Depreciation and amortization expense, net of noncontrolling interest	12,531	13,243	11,048
Non-cash gain related to derivative instruments	(291)	—	—
Non-cash loss from disposal of assets	1,849	4,795	—
Distributions from unconsolidated investment.....	—	—	1,464
Adjusted EBITDA attributable to noncontrolling interests.....	(77)	(20)	—
Segment Adjusted EBITDA.....	<u>\$ 15,093</u>	<u>\$ 22,746</u>	<u>\$ 33,089</u>
Total Segment Adjusted EBITDA.....	<u>\$ 428,106</u>	<u>\$ 255,318</u>	<u>\$ 116,393</u>
Corporate general and administrative costs.....	(4,622)	(2,979)	(2,500)
Elimination of intersegment activity	—	—	(4,015)
Total Adjusted EBITDA.....	<u>\$ 423,484</u>	<u>\$ 252,339</u>	<u>\$ 109,878</u>

⁽¹⁾ Segment results as presented represent total operating income and Adjusted EBITDA, including intersegment activity, for the Crude Oil Transportation & Logistics, Natural Gas Transportation & Logistics, and Processing & Logistics segments. For reconciliations to the consolidated financial data, see Note 19 – *Reportable Segments* to our Consolidated Financial Statements in Item 8.—Financial Statements and Supplementary Data in this Form 10-K.

Results of Operations

The following provides a summary of our consolidated results of operations for the periods indicated:

	Year Ended December 31,		
	2016	2015	2014
	(in thousands, except operating data)		
Revenues:			
Crude oil transportation services	\$ 374,949	\$ 300,436	\$ 28,343
Natural gas transportation services	119,962	119,895	126,733
Sales of natural gas, NGLs, and crude oil	77,394	82,133	181,249
Processing and other revenues	32,817	33,733	35,231
Total Revenues	605,122	536,197	371,556
Operating Costs and Expenses:			
Cost of sales (exclusive of depreciation and amortization shown below)	71,920	75,285	167,545
Cost of transportation services (exclusive of depreciation and amortization shown below)	58,341	53,597	24,109
Operations and maintenance	53,386	49,138	39,577
Depreciation and amortization	84,896	83,476	47,048
General and administrative	53,633	50,195	33,160
Taxes, other than income taxes	24,727	21,796	6,704
Loss on disposal of assets	1,849	4,795	—
Total Operating Costs and Expenses	348,752	338,282	318,143
Operating Income	256,370	197,915	53,413
Other Income (Expense):			
Interest expense, net	(40,688)	(15,514)	(7,292)
Unrealized loss on derivative instrument	(1,291)	—	—
Equity in earnings of unconsolidated investment	51,780	—	717
Gain on remeasurement of unconsolidated investment	—	—	9,388
Other income, net	1,723	2,413	3,103
Total Other Income (Expense)	11,524	(13,101)	5,916
Net income	267,894	184,814	59,329
Net (income) loss attributable to noncontrolling interests	(4,365)	(24,268)	11,352
Net income attributable to partners	\$ 263,529	\$ 160,546	\$ 70,681
Other Financial Data			
Adjusted EBITDA ⁽¹⁾	\$ 423,484	\$ 252,339	\$ 109,878
Operating Data:			
Crude oil transportation average throughput (Bbls/d) ⁽²⁾	285,507	236,256	85,229
Gas transportation average firm contracted volumes (MMcf/d) ⁽³⁾	1,627	1,679	1,698
Natural gas processing inlet volumes (MMcf/d)	103	122	152

⁽¹⁾ For more information regarding Adjusted EBITDA and a reconciliation of Adjusted EBITDA to its most directly comparable GAAP measure, please see "Non-GAAP Financial Measures" above.

⁽²⁾ Approximate average daily throughput for the years ended December 31, 2015 and 2014 is reflective of the volumetric ramp up due to commercial in-service of the Pony Express System beginning in October 2014, including the lateral in Northeast Colorado in the second quarter of 2015, and delays in the construction and expansion efforts of third-party pipelines with which Pony Express shares joint tariffs.

⁽³⁾ Volumes transported under firm fee contracts, excluding Rockies Express.

Year Ended December 31, 2016 Compared to the Year Ended December 31, 2015

Revenues. Total revenues were \$605.1 million for the year ended December 31, 2016, compared to \$536.2 million for the year ended December 31, 2015, which represents an increase of \$68.9 million, or 13%, in total revenues. The overall increase in revenue was largely driven by increased revenues of \$76.3 million in the Crude Oil Transportation & Logistics segment, partially offset by decreased revenues of \$4.3 million and \$2.8 million in the Processing & Logistics and Natural Gas Transportation & Logistics segments, respectively, as discussed further below.

Operating costs and expenses. Operating costs and expenses were \$348.8 million for the year ended December 31, 2016 compared to \$338.3 million for the year ended December 31, 2015, which represents an increase of \$10.5 million, or 3%. The overall increase in operating costs and expenses is primarily driven by increased operating costs and expenses of \$20.0 million in the Crude Oil Transportation & Logistics segment, partially offset by decreased operating costs and expenses of \$10.9 million and \$0.7 million in the Natural Gas Transportation & Logistics and Processing & Logistics segments, respectively, as discussed further below, as well as a \$2.3 million increase in corporate general and administrative costs due to increased overhead costs allocated from TD.

Interest expense, net. Interest expense of \$40.7 million for the year ended December 31, 2016 was primarily composed of interest and fees associated with our revolving credit facility and the 2024 Notes issued on September 1, 2016. Interest expense of \$15.5 million for the year ended December 31, 2015 was primarily composed of interest and fees associated with our revolving credit facility, partially offset by interest income of \$0.4 million on the cash balance swept to TD under the Pony Express cash management agreement. The increase in interest and fees in 2016 is primarily associated with our revolving credit facility due to increased borrowings to fund a portion of our 2015 acquisitions and our recent acquisitions of an additional 31.3% membership interest in Pony Express effective January 1, 2016 and a 25% membership interest in Rockies Express effective May 6, 2016, as well as the higher incremental borrowing rate on the 2024 Notes, the proceeds of which were used to repay borrowings under our revolving credit facility.

Unrealized loss on derivative instrument. Unrealized loss on derivative instrument of \$1.3 million represents the change in fair value of the call option received from TD as part of the acquisition of an additional 31.3% membership interest in Pony Express effective January 1, 2016.

Equity in earnings of unconsolidated investment. Equity in earnings of unconsolidated investment of \$51.8 million for the year ended December 31, 2016 reflects our portion of earnings and the amortization of a negative basis difference of \$9.1 million associated with our acquisition of a 25% membership interest in Rockies Express effective May 6, 2016. The equity in earnings for the year ended December 31, 2016 includes recognition of our portion of the \$65 million settlement received by Rockies Express related to the lawsuit between Interior and Rockies Express as discussed in Note 18 – *Legal and Environmental Matters*.

Other income, net. Other income, net typically includes rental income and income earned from certain customers related to the capital costs we incurred to connect these customers to our system. Other income for the year ended December 31, 2016 was \$1.7 million compared to \$2.4 million for the year ended December 31, 2015. The decrease in other income was driven by lower income related to reimbursable projects at TIGT due to a contract termination during the year ended December 31, 2016.

Net (income) loss attributable to noncontrolling interests. Net income attributable to noncontrolling interests of \$4.4 million for the year ended December 31, 2016 primarily reflects the net income allocated to TD's 2% noncontrolling interest in Pony Express. Net income attributable to noncontrolling interest of \$24.3 million for the year ended December 31, 2015 primarily reflects the net income allocated to TD's 66.7% noncontrolling interest in Pony Express for the period from January 1, 2015 to February 28, 2015 and TD's 33.3% noncontrolling interest for the period from March 1, 2015 to December 31, 2015.

Year Ended December 31, 2015 Compared to the Year Ended December 31, 2014

Revenues. Total revenues were \$536.2 million for the year ended December 31, 2015, compared to \$371.6 million for the year ended December 31, 2014, which represents an increase of \$164.6 million, or 44%, in total revenues. The overall increase in revenue was primarily driven by increased revenues of \$275.9 million in the Crude Oil Transportation & Logistics segment, partially offset by decreases in revenues of \$102.7 million and \$8.4 million in the Processing & Logistics and Natural Gas Transportation & Logistics segments, respectively, as discussed further below.

Operating costs and expenses. Operating costs and expenses were \$338.3 million for the year ended December 31, 2015 compared to \$318.1 million for the year ended December 31, 2014, which represents an increase of \$20.1 million, or 6%. The overall increase in operating costs and expenses was primarily driven by increased operating costs and expenses of \$120.0 million in the Crude Oil Transportation & Logistics segment, partially offset by decreases in operating costs and expenses of \$86.8 million and \$9.3 million in the Processing & Logistics and Natural Gas Transportation & Logistics segments, respectively, as discussed further below.

Interest expense, net. Interest expense of \$15.5 million for the year ended December 31, 2015 was primarily composed of interest and fees associated with TEP's revolving credit facility, partially offset by interest income of \$0.4 million on the cash balance swept to TD under the Pony Express cash management agreement. Interest expense of \$7.3 million for the year ended December 31, 2014 was primarily composed of interest and fees associated with TEP's revolving credit facility, partially offset by interest income of \$1.5 million on the cash balance swept to TD under the Pony Express cash management agreement. The increase in interest and fees associated with TEP's revolving credit facility in 2015 was driven by increased borrowings throughout 2014 and 2015 to fund the acquisitions of Trailblazer and a 66.7% membership interest in Pony Express.

Gain on remeasurement of unconsolidated investment. Gain on remeasurement of unconsolidated investment of \$9.4 million for the year ended December 31, 2014 was related to the remeasurement to fair value of our original 50% equity investment in Grasslands Water Services I, LLC ("GWSI") in connection with TEP's consolidation of the Water Solutions business on May 13, 2014.

Equity in earnings of unconsolidated investment. Equity in earnings of unconsolidated investment of \$0.7 million for the year ended December 31, 2014 was related to our investment in GWSI prior to TEP's consolidation of the Water Solutions business on May 13, 2014.

Other income, net. Other income, net typically includes rental income, income earned from certain customers related to the capital costs we incurred to connect these customers to our system, and the allowance for funds used during construction at our regulated entities. Other income for the year ended December 31, 2015 was \$2.4 million compared to \$3.1 million for the year ended December 31, 2014.

Net (income) loss attributable to noncontrolling interests. Net income attributable to noncontrolling interests of \$24.3 million for the year ended December 31, 2015 primarily reflects the net income allocated to TD's 66.7% noncontrolling interest in Pony Express for the period from January 1, 2015 to February 28, 2015 and TD's 33.3% noncontrolling interest for the period from March 1, 2015 to December 31, 2015. Net loss attributable to noncontrolling interest of \$11.4 million for the year ended December 31, 2014 primarily reflects TD's 66.7% noncontrolling interest in Pony Express.

The following provides a summary of our Crude Oil Transportation & Logistics segment results of operations for the periods indicated:

Segment Financial Data – Crude Oil Transportation & Logistics ⁽¹⁾	Year Ended December 31,		
	2016	2015	2014
	(in thousands)		
Revenues:			
Crude oil transportation services.....	\$ 374,949	\$ 300,436	\$ 28,343
Sales of natural gas, NGLs, and crude oil.....	5,554	3,791	—
Total revenues.....	380,503	304,227	28,343
Operating costs and expenses:			
Cost of sales	4,728	4,257	—
Cost of transportation services	55,519	47,367	7,025
Operations and maintenance	13,075	8,795	717
Depreciation and amortization	51,362	47,168	12,067
General and administrative	20,650	20,620	4,683
Taxes, other than income taxes	19,385	16,553	250
Total operating costs and expenses	164,719	144,760	24,742
Operating income	\$ 215,784	\$ 159,467	\$ 3,601

⁽¹⁾ Segment results as presented represent total revenue and operating income, including intersegment activity. For reconciliations to the consolidated financial data, see Note 19 – *Reportable Segments* to our Consolidated Financial Statements in Item 8.—Financial Statements and Supplementary Data in this Form 10-K.

Year Ended December 31, 2016 Compared to the Year Ended December 31, 2015

Revenues. Crude Oil Transportation & Logistics segment revenues were \$380.5 million for the year ended December 31, 2016, compared to \$304.2 million for the year ended December 31, 2015, which represents an increase of \$76.3 million, or 25%, in segment revenues due to a \$74.5 million increase in crude oil transportation services revenue and a \$3.8 million increase in sales of natural gas, NGLs, and crude oil primarily due to increased volumes sold during the year ended December 31, 2016. The increase in crude oil transportation services was primarily driven by a \$42.6 million increase in revenue from a full period of operations on the lateral in Northeast Colorado, which began commercial operations during the second quarter of 2015, a \$19.6 million increase related to the activation of one of our joint tariffs in the second quarter of 2015, and lower revenue of \$9.8 million during the year ended December 31, 2015 due to a force majeure at one of our joint tariff partners.

Operating costs and expenses. Operating costs and expenses in the Crude Oil Transportation & Logistics segment were \$164.7 million for the year ended December 31, 2016 compared to \$144.8 million for the year ended December 31, 2015, which represents an increase of \$20.0 million, or 14%. The overall increase in operating costs and expenses was primarily driven by an \$8.2 million increase in cost of transportation services, primarily due to \$4.2 million associated with drag-reduction agents and higher electrical costs at pump stations associated with increased transportation volumes, and increases of \$4.3 million, \$4.2 million, and \$2.8 million in operations and maintenance costs, depreciation and amortization, and taxes, other than income taxes, respectively, all primarily driven by the costs associated with a full period of operations on the lateral in Northeast Colorado.

Year Ended December 31, 2015 Compared to the Year Ended December 31, 2014

Revenues. Crude Oil Transportation & Logistics segment revenues were \$304.2 million for the year ended December 31, 2015 compared to \$28.3 million for the year ended December 31, 2014. Revenue for the year ended December 31, 2015 represents a full year of operations at Pony Express, including approximately \$62.6 million of revenue from a partial year of operations on the lateral in Northeast Colorado, which began commercial operations during the second quarter of 2015, and approximately \$32.8 million related to the activation of one of our joint tariffs in the second quarter of 2015. Revenue for the year ended December 31, 2014 represents a partial year of operations at the mainline portion of the Pony Express System, which began commercial operations in October 2014.

Operating costs and expenses. Operating costs and expenses in the Crude Oil Transportation & Logistics segment were \$144.8 million for the year ended December 31, 2015 compared to \$24.7 million for the year ended December 31, 2014. Operating costs and expenses for the year ended December 31, 2015 represents a full year of operations at Pony Express as well as a partial year of operations on the lateral in Northeast Colorado, which began commercial operations during the second quarter of 2015. Operating costs and expenses for the year ended December 31, 2014 represents a partial year of operations at the mainline portion of the Pony Express System, which began commercial operations in October 2014.

The following provides a summary of our Natural Gas Transportation & Logistics segment results of operations for the periods indicated:

Segment Financial Data – Natural Gas Transportation & Logistics ⁽¹⁾	Year Ended December 31,		
	2016	2015	2014
	(in thousands)		
Revenues:			
Natural gas transportation services	\$ 125,603	\$ 125,279	\$ 131,990
Sales of natural gas, NGLs, and crude oil	3,241	6,346	7,868
Processing and other revenues	25	32	222
Total revenues.....	128,869	131,657	140,080
Operating costs and expenses:			
Cost of sales	3,804	6,342	7,025
Cost of transportation services	5,051	10,927	18,090
Operations and maintenance	28,458	27,767	27,422
Depreciation and amortization	20,976	22,927	23,788
General and administrative	16,335	17,052	16,767
Taxes, other than income taxes	4,338	4,840	6,101
Total operating costs and expenses	78,962	89,855	99,193
Operating income.....	\$ 49,907	\$ 41,802	\$ 40,887

- (1) Segment results as presented represent total revenue and operating income, including intersegment activity. For reconciliations to the consolidated financial data, see Note 19 – *Reportable Segments* to our Consolidated Financial Statements in Item 8.—Financial Statements and Supplementary Data in this Form 10-K.

Year Ended December 31, 2016 Compared to the Year Ended December 31, 2015

Revenues. Natural Gas Transportation & Logistics segment revenues were \$128.9 million for the year ended December 31, 2016, compared to \$131.7 million for the year ended December 31, 2015, which represents a decrease of \$2.8 million, or 2%, in segment revenues driven by a \$3.1 million decrease in sales of natural gas, NGLs, and crude oil as a result of lower volumes of natural gas sold. The decrease in sales of natural gas, NGLs, and crude oil was partially offset by a \$0.3 million increase in natural gas transportation services primarily driven by a \$2.3 million increase at TIGT, partially offset by a \$1.9 million decrease at Trailblazer due to warmer weather in the first quarter of 2016, resulting in lower volumes transported during the year ended December 31, 2016. The increase in natural gas transportation services revenue at TIGT was primarily driven by increased tariff rates, partially offset by a change in the fuel recovery structure, beginning May 1, 2016 as a result of the rate case settlement discussed in Note 17 – *Regulatory Matters*.

Operating costs and expenses. Operating costs and expenses in the Natural Gas Transportation & Logistics segment were \$79.0 million for the year ended December 31, 2016 compared to \$89.9 million for the year ended December 31, 2015, which represents a decrease of \$10.9 million, or 12%. The overall decrease in operating costs and expenses was primarily driven by a \$5.9 million decrease in cost of transportation services due to lower costs associated with fuel reimbursements as a result of the change in the fuel recovery structure discussed above, a \$2.5 million decrease in cost of sales due to lower volumes of natural gas sold, and a \$2.0 million decrease in depreciation and amortization due to lower depreciation rates as of May 1, 2016 as a result of the TIGT rate case settlement.

Year Ended December 31, 2015 Compared to the Year Ended December 31, 2014

Revenues. Natural Gas Transportation & Logistics segment revenues were \$131.7 million for the year ended December 31, 2015, compared to \$140.1 million for the year ended December 31, 2014, which represents an \$8.4 million, or 6%, decrease in segment revenues primarily due to a \$6.7 million decrease in natural gas transportation services revenue driven by lower fuel reimbursements as a result of decreased prices and a \$1.5 million decrease in revenue from the sales of natural gas, NGLs, and crude oil as a result of a 46% decrease in natural gas prices, partially offset by favorable hedge settlements and increased volumes sold.

Operating costs and expenses. Operating costs and expenses in the Natural Gas Transportation & Logistics segment were \$89.9 million for the year ended December 31, 2015 compared to \$99.2 million for the year ended December 31, 2014, which represents a decrease of \$9.3 million, or 9%. The overall decrease in operating costs and expenses was primarily driven by a \$7.2 million decrease in the cost of transportation services, due to lower fuel reimbursements as a result of decreased prices, a \$1.3 million decrease in taxes, other than income taxes, due to revised property tax estimates as a result of successful appeals with state taxing authorities on the assessed value of property, a \$0.9 million decrease in depreciation and amortization driven by a change in rates at Trailblazer as a result of the rate case settlement in 2014, and a \$0.7 million decrease in cost of sales, due to a 51% decrease in natural gas prices, partially offset by increased volumes sold.

The following provides a summary of our Processing & Logistics segment results of operations for the periods indicated:

Segment Financial Data – Processing & Logistics ⁽¹⁾	Year Ended December 31,		
	2016	2015	2014
	(in thousands)		
Revenues:			
Sales of natural gas, NGLs, and crude oil	\$ 68,599	\$ 71,996	\$ 173,381
Processing and other revenues	32,792	33,701	35,009
Total revenues.....	101,391	105,697	208,390
Operating costs and expenses:			
Cost of sales	63,646	64,686	160,520
Cost of transportation services.....	3,154	687	236
Operations and maintenance	11,853	12,576	11,438
Depreciation and amortization	12,558	13,381	11,193
General and administrative	6,246	4,441	4,073
Taxes, other than income taxes	1,004	403	353
Loss on disposal of assets	1,849	4,795	—
Total operating costs and expenses	100,310	100,969	187,813
Operating income.....	\$ 1,081	\$ 4,728	\$ 20,577

⁽¹⁾ Segment results as presented represent total revenue and operating income, including intersegment activity. For reconciliations to the consolidated financial data, see Note 19 – *Reportable Segments* to our Consolidated Financial Statements in Item 8.—Financial Statements and Supplementary Data in this Form 10-K.

Year Ended December 31, 2016 Compared to the Year Ended December 31, 2015

Revenues. Processing & Logistics segment revenues were \$101.4 million for the year ended December 31, 2016, compared to \$105.7 million for the year ended December 31, 2015, which represents a \$4.3 million, or 4%, decrease in segment revenues. The decrease in segment revenues was primarily due to a \$3.4 million decrease in the sales of natural gas, NGLs, and crude oil driven by lower NGL and natural gas sales due to lower volumes processed, partially offset by increased NGL prices, and a \$0.9 million decrease in processing and other revenues driven by lower processing fees of \$4.9 million due to decreased volumes processed, partially offset by a \$4.0 million increase in revenue primarily attributable to the recently acquired Western and West Texas assets.

Operating costs and expenses. Operating costs and expenses in the Processing & Logistics segment were \$100.3 million for the year ended December 31, 2016 compared to \$101.0 million for the year ended December 31, 2015, which represents a decrease of \$0.7 million, or 1%. The decrease in operating costs and expenses was driven by (i) a decrease of \$2.9 million in loss on disposal of assets as a result of the \$1.8 million loss on assets destroyed by fire as a result of a lightning strike during the year ended December 31, 2016, compared to a \$4.8 million non-cash loss recognized on the sale of compressor and other assets in 2015; (ii) a decrease of \$1.0 million in cost of sales, driven by decreased NGL volumes processed as discussed above; (iii) a \$0.8 million decrease in depreciation and amortization driven by an intangible asset becoming fully amortized as of December 31, 2015, partially offset by increased depreciation related to the new NGL transportation line; and (iv) a \$0.7 million decrease in operations and maintenance costs due to less downtime for plant maintenance activities during the year ended December 31, 2016 compared to the year ended December 31, 2015, partially offset by higher costs associated with the recently acquired Western and West Texas assets. These decreases were partially offset by (i) a \$2.5 million increase in cost of transportation services due to costs associated with Western, which was acquired on December 16, 2015; (ii) a \$1.8 million increase in general and administrative costs due to increased costs allocated to Water Solutions as a result of increased operating income related to our acquisitions of Western and West Texas; and (iii) a \$0.6 million increase in taxes, other than income taxes, due to higher property tax estimates for 2016 as a result of the Western acquisition.

Year Ended December 31, 2015 Compared to the Year Ended December 31, 2014

Revenues. Processing & Logistics segment revenues were \$105.7 million for the year ended December 31, 2015, compared to \$208.4 million for the year ended December 31, 2014, which represents a \$102.7 million, or 49%, decrease in segment revenues. The decrease in segment revenues was primarily due to a \$101.4 million decrease in the sales of natural gas, NGLs, and crude oil driven by a 58% decrease in NGL prices and lower volumes processed, and a \$1.3 million decrease in processing and other revenues driven by lower processing fees at TMID due to decreased volumes processed under a large, fee-based contract, partially offset by increased revenue at Water Solutions, including water transportation services and revenue associated with a contract to construct a water pipeline for a customer during the year ended December 31, 2015. Prior to its consolidation in May 2014, TEP's investment in Water Solutions was accounted for under the equity method of accounting and as a result TEP recognized no revenues from Water Solutions for the period from January 1, 2014 to May 13, 2014.

Operating costs and expenses. Operating costs and expenses in the Processing & Logistics segment were \$101.0 million for the year ended December 31, 2015 compared to \$187.8 million for the year ended December 31, 2014, which represents a decrease of \$86.8 million, or 46%. The decrease in operating costs and expenses was driven by a decrease of \$95.8 million in cost of sales, primarily due to decreased NGL prices and volumes processed as discussed above. The decrease in cost of sales was partially offset by \$4.8 million of non-cash losses recognized on the sale of compressor and other assets in 2015, and overall increases in the cost of transportation services, operations and maintenance costs, depreciation and amortization, and general and administrative costs, all primarily driven by the costs associated with Water Solutions, which was consolidated in May 2014.

Liquidity and Capital Resources Overview

Our primary sources of liquidity for the year ended December 31, 2016 were proceeds from the issuance of long-term debt as discussed further below, borrowings under our revolving credit facility, cash generated from operations, and proceeds from the issuance of common units. We expect our sources of liquidity in the future to include:

- cash generated from our operations;
- borrowing capacity available under our revolving credit facility; and
- future issuances of additional partnership units and/or debt securities.

We believe that cash on hand, cash generated from operations and availability under our revolving credit facility will be adequate to meet our operating needs, our planned short-term maintenance capital and debt service requirements and our planned cash distributions to unitholders. We believe that future internal growth projects or potential acquisitions will be funded primarily through a combination of borrowings under our revolving credit facility and issuances of debt and/or equity securities.

Our total liquidity as of December 31, 2016 and 2015 was as follows:

	December 31, 2016	December 31, 2015
	(in thousands)	
Cash on hand	\$ 1,873	\$ 1,611
Total capacity under the revolving credit facility ⁽¹⁾	1,750,000	1,100,000
Less: Outstanding borrowings under the revolving credit facility ⁽²⁾	(1,015,000)	(753,000)
Available capacity under the revolving credit facility	735,000	347,000
Total liquidity	<u>\$ 736,873</u>	<u>\$ 348,611</u>

⁽¹⁾ Effective January 4, 2016, in connection with the acquisition of an additional 31.3% membership interest in Pony Express, TEP exercised the committed accordion feature to increase the total capacity of the revolving credit facility to \$1.5 billion. In connection with the acquisition of a 25% membership interest in Rockies Express, TEP amended the revolving credit facility to increase the total capacity to \$1.75 billion, which increase became effective May 6, 2016.

⁽²⁾ As of February 3, 2017, our outstanding borrowings under the revolving credit facility were approximately \$1.130 billion.

Revolving Credit Facility

We have a senior secured revolving credit facility with Barclays Bank PLC, as administrative agent, and a syndicate of lenders (as amended, the "Credit Agreement") which will mature on May 17, 2018. As of December 31, 2016, the revolving credit facility has a total capacity of \$1.75 billion and includes a \$75 million sublimit for letters of credit and a \$60 million sublimit for swing line loans. The unused portion of the revolving credit facility is subject to a commitment fee, which ranges from 0.300% to 0.500%, based on our total leverage ratio. As of December 31, 2016, the weighted average interest rate on outstanding borrowings was 2.48%. During the year ended December 31, 2016, our weighted average effective interest rate, including the interest on outstanding borrowings, commitment fees, and amortization of deferred financing costs, was 2.75%.

The revolving credit facility contains various covenants and restrictive provisions that, among other things, limit or restrict our ability (as well as the ability of our restricted subsidiaries) to incur or guarantee additional debt, incur certain liens on assets, dispose of assets, make certain distributions (including distributions from available cash, if a default or event of default under the credit agreement then exists or would result from making such a distribution), change the nature of our business, engage in certain mergers or make certain investments and acquisitions, enter into non-arms-length transactions with affiliates and designate certain subsidiaries as "Unrestricted Subsidiaries." In addition, we are required to maintain a consolidated leverage ratio of not more than 4.75 to 1.00 (which will be increased to 5.25 to 1.00 for certain measurement periods following the consummation of certain acquisitions) and a consolidated interest coverage ratio of not less than 2.50 to 1.00. As of December 31, 2016, we are in compliance with the covenants required under the revolving credit facility.

Senior Unsecured Notes

On September 1, 2016, TEP and Tallgrass Energy Finance Corp. (the "Co-Issuer" and together with TEP, the "Issuers"), the Guarantors named therein and U.S. Bank, National Association, as trustee, entered into an Indenture dated September 1, 2016 (the "Indenture"), pursuant to which the Issuers issued \$400 million in aggregate principal amount of the Issuers' 5.50% senior notes due 2024 (the "2024 Notes"). TEP used the net proceeds of the issuance to repay outstanding borrowings under its existing revolving credit facility.

The 2024 Notes are general unsecured senior obligations of the Issuers. The 2024 Notes are unconditionally guaranteed jointly and severally on a senior unsecured basis by TEP's existing direct and indirect wholly owned subsidiaries (other than the Co-Issuer) and certain of TEP's future subsidiaries (the "Guarantors"). The 2024 Notes rank equal in right of payment with all existing and future senior indebtedness of the Issuers, and senior in right of payment to any future subordinated indebtedness of the Issuers. The 2024 Notes will mature on September 15, 2024 and interest on the 2024 Notes is payable in cash semi-annually in arrears on each March 15 and September 15, commencing March 15, 2017. TEP may redeem the 2024 Notes prior to their scheduled maturity at the applicable redemption price set forth in the Indenture, plus accrued and unpaid interest.

The Indenture contains covenants that, among other things, limit TEP's ability and the ability of its restricted subsidiaries to: (i) incur, assume or guarantee additional indebtedness or issue preferred units; (ii) create liens to secure indebtedness; (iii) pay distributions on equity interests, repurchase equity securities or redeem subordinated securities; (iv) make investments; (v) restrict distributions, loans or other asset transfers from TEP's restricted subsidiaries; (vi) consolidate with or merge with or into, or sell substantially all of TEP's properties to, another person; (vii) sell or otherwise dispose of assets, including equity interests in subsidiaries; and (viii) enter into transactions with affiliates. As of December 31, 2016, we are in compliance with the covenants required under the 2024 Notes.

Equity Distribution Agreements

On October 31, 2014, we entered into an equity distribution agreement pursuant to which we may sell from time to time through a group of managers, as our sales agents, common units representing limited partner interests having an aggregate offering price of up to \$200 million. On May 13, 2015, the amount was subsequently amended to \$100.2 million in order to account for follow-on equity offerings under our S-3 shelf registration statement. On May 17, 2016, we entered into a new equity distribution agreement allowing for the sale of common units with an aggregate offering price of up to \$657.5 million. Sales of common units, if any, will be made by means of ordinary brokers' transactions, to or through a market maker or directly on or through an electronic communication network, a "dark pool" or any similar market venue, or as otherwise agreed by the Partnership and one or more of the managers. We intend to use the net cash proceeds from any sale of the units for general partnership purposes, which may include, among other things, the Partnership's exercise of the call option with respect to the 6,518,000 common units issued to TD in connection with the Partnership's acquisition of an additional 31.3% of Pony Express in January 2016, repayment or refinancing of debt, funding for acquisitions, capital expenditures and additions to working capital.

During the year ended December 31, 2016, we issued and sold 7,696,708 common units with a weighted average sales price of \$44.46 per unit under our equity distribution agreements for net cash proceeds of approximately \$337.7 million (net of approximately \$4.5 million in commissions and professional service expenses). During the period from January 1, 2017 to February 15, 2017, we issued and sold an additional 2,075,546 common units with a weighted average sales price of \$48.19 per unit under our equity distribution agreements for net cash proceeds of approximately \$99.0 million (net of approximately \$1.0 million in commissions and professional service expenses). We used the net cash proceeds for general partnership purposes as described above.

During the year ended December 31, 2015, we issued and sold 65,744 common units with a weighted average sales price of \$45.58 per unit under our equity distribution agreement for net cash proceeds of approximately \$3.0 million (net of approximately \$30,000 in commissions and professional service expenses). We used the net cash proceeds for general partnership purposes as described above.

During the year ended December 31, 2014, we issued and sold 28,625 common units with a weighted average sales price of \$44.20 per unit under our equity distribution agreement for net cash proceeds of approximately \$1.1 million (net of approximately \$215,000 in commissions and professional service expenses). We used the net cash proceeds for general partnership purposes as described above.

Private Placement

On April 28, 2016, we issued an aggregate of 2,416,987 common units for net cash proceeds of \$90.0 million in a private placement transaction to certain funds managed by Tortoise Capital Advisors, L.L.C. The units were subsequently registered pursuant to our Form S-3/A (File No. 333-210976) filed with the SEC on May 6, 2016, which became effective May 17, 2016.

Working Capital

Working capital is the amount by which current assets exceed current liabilities. While various other factors may impact our working capital requirements from period to period, our working capital requirements have typically been, and we expect will continue to be, driven by changes in accounts receivable, accounts payable and deferred revenue. We manage our working capital needs through borrowings and repayments of borrowings under our revolving credit facility. Factors impacting changes in accounts receivable and accounts payable could include the timing of collections from customers, payments to suppliers, and the level of spending for capital expenditures. Changes in the market prices of energy commodities, primarily NGLs, that we buy and sell in the normal course of business can also impact the timing of changes in accounts receivable and accounts payable. Factors impacting deferred revenue include the volume of crude oil transported, the amount of deficiency payments received, and the volume of prior deficiencies utilized during the period.

As of December 31, 2016, we had a working capital deficit of \$38.3 million compared to a working capital deficit of \$11.7 million at December 31, 2015, which represents a decrease in working capital of \$26.6 million. The overall decrease in working capital was primarily attributable to changes in the following components:

- an increase in deferred revenue of \$34.2 million primarily from deficiency payments collected by Pony Express;
- an increase in accrued liabilities of \$6.5 million primarily due to \$7.3 million of interest accrued at December 31, 2016 associated with the 2024 Notes issued on September 1, 2016, partially offset by a decrease in environmental accruals due to remediation spending during the year ended December 31, 2016; and
- an increase in accrued taxes of \$2.5 million as a result of higher tax assessments for 2016 due to the Pony Express lateral in Northeast Colorado and the recently acquired Western assets, partially offset by reduced assessments at certain assets as a result of successful appeals with state taxing authorities on the assessed value of property.

These working capital decreases were partially offset by:

- an increase of \$11.0 million in derivative assets at fair value as a result of the call option derivative asset remaining as of December 31, 2016; and
- an increase of \$4.0 million in prepayments and other current assets as a result of prepayment of insurance policies by TEP, which had previously been paid by TD and reimbursed by TEP as they were incurred.

A material adverse change in operations, available financing under our revolving credit facility, or available financing from the equity or debt capital markets could impact our ability to fund our requirements for liquidity and capital resources in the future.

Cash Flows

The following table and discussion presents a summary of our cash flow for the periods indicated:

	Year Ended December 31,		
	2016	2015	2014
	(in thousands)		
Net cash provided by (used in):			
Operating activities	\$ 409,484	\$ 289,296	\$ 79,444
Investing activities.....	\$ (581,704)	\$ (845,270)	\$ (1,102,729)
Financing activities	\$ 172,482	\$ 556,718	\$ 1,024,152

Year Ended December 31, 2016 Compared to the Year Ended December 31, 2015

Operating Activities. Cash flows provided by operating activities were \$409.5 million and \$289.3 million for the years ended December 31, 2016 and 2015, respectively. The increase in net cash flows provided by operating activities of \$120.2 million was primarily driven by the increase in operating results as discussed above, \$51.8 million of distributions received from Rockies Express, and a net increase in cash inflows from changes in working capital, primarily driven by a \$17.6 million increase in net cash inflows from accounts receivable due to collection of receivables during the year ended December 31, 2016 associated primarily with an increase in incremental barrels shipped at Pony Express, and a \$13.2 million increase in deferred revenue associated primarily with deficiency payments collected by Pony Express during the year ended December 31, 2016.

Investing Activities. Cash flows used in investing activities were \$581.7 million for the year ended December 31, 2016. Investing cash outflows for the year ended December 31, 2016 were primarily driven by:

- cash outflows of \$436.0 million for the acquisition of a 25% membership interest in Rockies Express on May 6, 2016;
- capital expenditures of \$70.7 million, primarily due to post in-service spending on Pony Express System projects and the Pipeline Integrity Management Program at Trailblazer;
- cash outflows of \$49.1 million for a portion of the acquisition of an additional 31.3% membership interest in Pony Express on January 1, 2016, the remainder of which is classified as a financing activity as discussed below; and
- contributions to Rockies Express in the amount of \$50.0 million.

These cash outflows were partially offset by \$24.1 million of distributions from Rockies Express in excess of cumulative earnings recognized.

Cash flows used in investing activities were \$845.3 million for the year ended December 31, 2015. Investing cash outflows for the year ended December 31, 2015 were primarily driven by:

- the cash outflow of \$700.0 million for the acquisition of an additional 33.3% membership interest in Pony Express, which allowed TD to continue funding the pipeline construction at Pony Express; and
- the cash outflow of \$75.0 million for the acquisition of Western, and capital expenditures of \$65.4 million, primarily due to construction of the Pony Express System, including the lateral in Northeast Colorado.

Financing Activities. Cash flows provided by financing activities were \$172.5 million for the year ended December 31, 2016. Financing cash inflows for the year ended December 31, 2016 were primarily driven by:

- proceeds from the issuance of \$400.0 million in aggregate principal amount of 5.50% Senior Notes due 2024;
- the issuance of 7,696,708 common units under the Equity Distribution Agreements for net cash proceeds of \$337.7 million;
- net borrowings under the revolving credit facility of \$262.0 million;
- the issuance of 2,416,987 common units representing limited partnership interests in a private placement transaction for net cash proceeds of \$90.0 million; and
- contributions from TD of \$17.9 million, which consisted of contributions from TD to TEP in order to indemnify TEP for any out of pocket costs incurred between April 1, 2014 and April 1, 2017 related to repairing or remediating the Trailblazer Pipeline, as discussed further in Note 18 – *Legal and Environmental Matters*.

These financing cash inflows were partially offset by cash outflows of:

- \$425.9 million for the portion of the acquisition of an additional 31.3% membership interest in Pony Express which exceeds the cumulative capital spending on the underlying assets acquired;
- distributions to unitholders of \$292.8 million; and
- \$204.6 million for the partial exercise of the call option granted by TD covering 4,814,906 common units.

Cash flows provided by financing activities were \$556.7 million for the year ended December 31, 2015. Financing cash inflows for the year ended December 31, 2015 were primarily driven by:

- net cash proceeds of \$554.1 million from the issuance of 11,200,000 common units in a public offering and 65,744 common units issued under the Equity Distribution Agreements during 2015; and
- net borrowings under the revolving credit facility of \$194.0 million.

These financing cash inflows were partially offset by cash outflows of:

- distributions to unitholders of \$161.8 million; and
- distributions to noncontrolling interests of \$25.1 million, primarily driven by distributions to TD from Pony Express.

Year Ended December 31, 2015 Compared to the Year Ended December 31, 2014

Operating Activities. Cash flows provided by operating activities were \$289.3 million and \$79.4 million for the years ended December 31, 2015 and 2014, respectively. The increase in net cash flows provided by operating activities of \$209.9 million was primarily driven by the increase in operating results and a net increase in cash inflows from changes in working capital, primarily driven by a \$31.6 million decrease in net cash outflows from accounts payable and accrued liabilities due to increased property tax accruals and related party payables and a \$14.0 million increase in net cash inflows from deficiency payments received by Pony Express, partially offset by a decrease in net cash inflows of \$15.3 million from accounts receivable, due to increased receivables at Pony Express.

Investing Activities. Cash flows used in investing activities were \$845.3 million for the year ended December 31, 2015. Investing cash outflows for the year ended December 31, 2015 were primarily driven by the acquisitions of Western and an additional 33.3% membership interest in Pony Express, as discussed above.

Cash flows used in investing activities were \$1.1 billion for the year ended December 31, 2014. Investing cash outflows for the year ended December 31, 2014 were primarily driven by:

- capital expenditures of \$665.7 million, primarily due to construction at Pony Express, including the lateral in Northeast Colorado, as well as the capacity expansion projects at TMID and other expansion projects at Trailblazer;
- cash outflows of \$270.0 million associated with the related party loan to TD under the Pony Express cash management agreement; and
- cash outflows of \$150.0 million, \$27.0 million, and \$7.6 million for the acquisitions of Trailblazer, Pony Express, and Water Solutions, respectively.

These cash outflows were partially offset by cash inflows of \$20.0 million from the return of funds deposited with Shell in support of the crude oil resale obligation of Pony Express.

Financing Activities. Cash flows provided by financing activities were \$556.7 million for the year ended December 31, 2015. Financing cash inflows for the year ended December 31, 2015 were primarily driven by proceeds from the issuance of common units and net borrowings under the revolving credit facility, partially offset by distributions to unitholders and noncontrolling interests, as discussed above.

Cash flows provided by financing activities were \$1.0 billion for the year ended December 31, 2014. Financing cash inflows for the year ended December 31, 2014 were primarily driven by:

- net borrowings under the revolving credit facility of \$424.0 million;
- net proceeds of \$320.4 million from the issuance of 8,050,000 common units in a public offering and 28,625 common units issued under the Equity Distribution Agreements during 2014;
- net contributions from Predecessor Entities of \$312.1 million; and
- a contribution from TD of \$27.5 million representing the difference between the carrying amount of the Replacement Gas Facilities, as defined in Note 5 – *Related Party Transactions*, and the proceeds received from TD.

These cash inflows were partially offset by distributions to unitholders of \$68.1 million.

Distributions

We do not have a legal obligation to pay distributions except as provided in our partnership agreement. A distribution of \$0.815 per unit, or \$88.2 million in the aggregate, for the three months ended December 31, 2016 was declared on January 24, 2017 and was paid on February 14, 2017 to unitholders of record on February 3, 2017. As of February 15, 2017, we had a total of 72,973,429 common and general partner units outstanding, which equates to an aggregate minimum quarterly distribution of approximately \$21.0 million per quarter and approximately \$83.9 million per year. We intend to continue to pay quarterly distributions at or above the amount of the minimum quarterly distribution, which is \$0.2875 per unit.

Capital Requirements

The midstream energy business can be capital-intensive, requiring significant investment to maintain and upgrade existing operations. Our capital requirements have consisted primarily of, and we anticipate will continue to consist of, the following:

- maintenance capital expenditures, which are cash expenditures incurred (including expenditures for the construction or development of new capital assets) that we expect to maintain our long-term operating income or operating capacity. These expenditures typically include certain system integrity, compliance and safety improvements; and
- expansion capital expenditures, which are cash expenditures to increase our operating income or operating capacity over the long-term. Expansion capital expenditures include acquisitions or capital improvements (such as additions to or improvements on the capital assets owned, or acquisition or construction of new capital assets).

We expect to incur approximately \$55 million for capital expenditures in 2017, of which approximately \$39 million is expected for expansion projects and approximately \$16 million, net of anticipated reimbursements from affiliates, is expected for maintenance capital expenditures.

The determination of capital expenditures as maintenance or expansion is made at the individual asset level during our budgeting process and as we approve, execute, and monitor our capital spending. The following table summarizes the maintenance and expansion capital expenditures incurred at our consolidated entities:

	Year Ended December 31,		
	2016	2015	2014
		(in thousands)	
Maintenance capital expenditures	\$ 11,323	\$ 12,123	\$ 9,913
Expansion capital expenditures.....	30,576	16,859	193,704
Total capital expenditures incurred.....	\$ 41,899	\$ 28,982	\$ 203,617

Capital expenditures incurred represent capital expenditures paid and accrued during the period. Capital expenditures are presented net of noncontrolling interest, and contributions and reimbursements received. The decrease in maintenance capital expenditures to \$11.3 million for the year ended December 31, 2016 from \$12.1 million for the year ended December 31, 2015 is primarily driven by decreased maintenance capital expenditures in the Processing & Logistics segment. Maintenance capital expenditures on our assets occur on a regular schedule, but most major maintenance projects are not required every year so the level of maintenance capital expenditures naturally varies from year to year and from quarter to quarter. The increase in expansion capital expenditures to \$30.6 million for the year ended December 31, 2016 from \$16.9 million for the year ended December 31, 2015 is primarily driven by increased expansion capital expenditures in the Crude Oil Transportation & Logistics segment due to post in-service spending on Pony Express System projects. Expansion capital expenditures of \$16.9 million for the year ended December 31, 2015 consisted primarily of spending on the NGL pipeline in Northeast Colorado. During the year ended December 31, 2015, substantially all of the expansion capital expenditures related to Pony Express System projects were funded by TD as discussed in Note 4 – *Acquisitions* and Note 12 – *Partnership Equity and Distributions*.

The increase in maintenance capital expenditures to \$12.1 million for the year ended December 31, 2015 from \$9.9 million for the year ended December 31, 2014 is primarily driven by increased maintenance capital expenditures in the Natural Gas Transportation & Logistics and Processing & Logistics segments. Maintenance capital expenditures on our assets occur on a regular schedule, but most major maintenance projects are not required every year so the level of maintenance capital expenditures naturally varies from year to year and from quarter to quarter. The decrease in expansion capital expenditures to \$16.9 million for the year ended December 31, 2015 from \$193.7 million for the year ended December 31, 2014 is primarily driven by the significant spending on the Pony Express System prior to commencement of commercial operations in October 2014. Expansion capital expenditures of \$16.9 million for the year ended December 31, 2015 consisted primarily of spending on the NGL pipeline in Northeast Colorado prior to commencement of commercial service in the fourth quarter of 2015.

In addition, we invested cash in unconsolidated affiliates of \$50.0 million during the year ended December 31, 2016 and \$2.0 million during the year ended December 31, 2014 to fund our share of capital projects. There were no investments in unconsolidated affiliates during the year ended December 31, 2015. We expect to make contributions to unconsolidated affiliates of approximately \$24 million to fund our 25% portion of capital projects at Rockies Express during the year ending December 31, 2017.

We intend to make cash distributions to our unitholders and our general partner. Due to our cash distribution policy, we expect that we will distribute to our unitholders most of the cash generated by our operations. We expect to fund future capital expenditures with funds generated from our operations, borrowings under our revolving credit facility, the issuance of additional partnership units and/or the issuance of long-term debt. If these sources are not sufficient, we may reduce our discretionary spending.

Contractual Obligations

Following is a summary of our contractual cash obligations in future periods, representing amounts that were fixed and determinable as of December 31, 2016:

Contractual Obligations	Payments Due By Period				
	Total	Less Than 1 Year	1-3 Years	3-5 Years	More Than 5 Years
	(in thousands)				
Debt obligations ⁽¹⁾	\$ 1,415,000	\$ —	\$ 1,015,000	\$ —	\$ 400,000
Interest on debt obligations ⁽²⁾	204,297	47,220	53,466	44,000	59,611
Operating lease and service contract obligations ⁽³⁾	593,239	28,103	57,700	59,858	447,578
Land site lease and right-of-way ⁽⁴⁾	2,440	274	416	475	1,275
Other purchase commitments ⁽⁵⁾	13,989	7,993	4,042	1,885	69
Total	\$ 2,228,965	\$ 83,590	\$ 1,130,624	\$ 106,218	\$ 908,533

⁽¹⁾ Debt obligations at December 31, 2016 consisted of borrowings under the revolving credit facility and the 2024 Notes. For additional information, see Note 11 – *Long-term Debt* to the Consolidated Financial Statements in Item 8.—Financial Statements and Supplementary Data.

⁽²⁾ Interest on debt obligations is estimated using current borrowings and interest rates as of December 31, 2016. For additional information, see Note 11 – *Long-term Debt* to the Consolidated Financial Statements in Item 8.—Financial Statements and Supplementary Data.

⁽³⁾ Operating leases and service contracts consist of leases for crude oil storage as well as office space and equipment. Lease obligations include approximately \$255.8 million in future minimum lease payments to Terminals related to the Sterling Terminal facilities, which we acquired effective January 1, 2017. Lease obligations for the crude oil storage at the Sterling and Deeprock Terminals assume renewal for the full 20-year lease term. For additional information, see Note 13 – *Commitments & Contingent Liabilities* to our Consolidated Financial Statements in Item 8.—Financial Statements and Supplementary Data in this Form 10-K.

⁽⁴⁾ Land site lease and right-of-way contracts consist of payments to landowners, primarily in our Crude Oil Transportation & Logistics and Natural Gas Transportation & Logistics segments. For additional information, see Note 13 – *Commitments & Contingent Liabilities* to our Consolidated Financial Statements in Item 8.—Financial Statements and Supplementary Data in this Form 10-K.

⁽⁵⁾ Other purchase commitments primarily relate to planned non-reimbursable capital expenditures and operating and maintenance expenditures.

On May 17, 2013, in connection with the closing of TEP's IPO, TEP and its general partner entered into the TEP Omnibus Agreement, which provides that, among other things, TEP will reimburse TD and its affiliates for all expenses they incur and payments they make on TEP's behalf, including the costs of employee and director compensation and benefits as well as the cost of the provision of certain centralized corporate functions performed by TD, including legal, accounting, cash management, insurance administration and claims processing, risk management, health, safety and environmental, information technology and human resources in each case to the extent reasonably allocable to TEP.

Off-Balance Sheet Arrangements

We do not have any off-balance sheet arrangements.

Critical Accounting Policies and Estimates

Our significant accounting policies and the anticipated impact of recently issued accounting standards are described in Note 2 – *Summary of Significant Accounting Policies* to the consolidated financial statements included in Item 8 of this Annual Report. Management's discussion and analysis of financial condition and results of operations are based upon our financial statements, which have been prepared in accordance with GAAP. The preparation of these financial statements requires management to make estimates and judgments that affect the reported amounts of assets, liabilities, revenues and expenses and the related disclosure of contingent assets and liabilities. The accounting policies discussed below are considered by management to be critical to an understanding of our financial statements as their application places the most significant demands on management's judgment. Due to the inherent uncertainties involved with this type of judgment, actual results could differ significantly from estimates and may have a material adverse impact on our results of operations, equity or cash flows. For additional information concerning our other accounting policies, please read the notes to the financial statements included in this report.

Description	Judgments and Uncertainties	Effect if Actual Results Differ from Assumptions
Impairment of Long-lived Assets		
<p><i>We periodically evaluate whether the carrying value of long-lived assets has been impaired when circumstances indicate the carrying value of those assets may not be recoverable. This evaluation is based on undiscounted cash flow projections expected to be realized over the remaining useful life of the primary asset. The carrying amount is not recoverable if it exceeds the sum of undiscounted cash flows expected to result from the use and eventual disposition of the asset. If the carrying value is not recoverable, the impairment loss is measured as the excess of the asset's carrying value over its fair value.</i></p>	<p>We review our long-lived assets for impairment whenever events or changes in circumstances indicate that the carrying amount of an asset may not be recoverable. Our impairment analyses require management to apply judgment in estimating future cash flows as well as asset fair values, including forecasting useful lives of the assets, assessing the probability of different outcomes, including anticipated volumes, contract renewals and changes in our regulated rates, and selecting the discount rate that reflects the risk inherent in future cash flows. If the carrying value is not recoverable, we assess the fair value of long-lived assets using a discounted cash flow model and other commonly accepted techniques.</p>	<p>Using the impairment review methodology described herein, we have not recorded any impairment charges on long-lived assets during the year ended December 31, 2016. If actual results are not consistent with our assumptions and estimates or our assumptions and estimates change due to new information, we may be exposed to an impairment charge. A prolonged period of lower commodity prices may adversely affect our estimate of future operating results, which could result in future impairment due to the potential impact on our operations and cash flows.</p>

Description	Judgments and Uncertainties	Effect if Actual Results Differ from Assumptions
<p>Impairment of Goodwill</p> <p><i>We evaluate goodwill for impairment annually in the third quarter, and whenever events or changes in circumstances indicate it is more likely than not that the fair value of a reporting unit is less than its carrying amount.</i></p>	<p>We determine fair value using widely accepted valuation techniques, primarily discounted cash flow and market multiple analyses. These techniques are also used when assigning the purchase price to acquired assets and liabilities. These types of analyses require us to make assumptions and estimates regarding industry and economic factors and the profitability of future business strategies. Our impairment analyses require management to apply judgment in estimating future cash flows as well as asset fair values, including forecasting useful lives of the assets, assessing the probability of different outcomes, including anticipated volumes, contract renewals and changes in our regulated rates, and selecting the discount rate that reflects the risk inherent in future cash flows. It is our policy to conduct impairment testing based on our current business strategy in light of present industry and economic conditions, as well as future expectations.</p>	<p>We primarily use a discounted cash flow analysis, supplemented by a market approach analysis, to perform the assessment. Key assumptions in the analysis include the use of an appropriate discount rate, terminal year multiples, and estimated future cash flows including an estimate of operating and general and administrative costs. In estimating cash flows, we incorporate current market information, as well as historical and other factors, into our forecasted commodity prices. If our assumptions are not appropriate, or future events indicate that our goodwill is impaired, our net income would be impacted by the amount by which the carrying value exceeds the fair value of the reporting unit, to the extent of the balance of goodwill. A prolonged period of lower commodity prices may adversely affect our estimate of future operating results, which could result in future goodwill impairment for reporting units due to the potential impact on our operations and cash flows. We completed our impairment testing of goodwill in the third quarter of 2016 using the methodology described herein, and determined there was no impairment.</p>
<p>Risk Management Activities</p> <p><i>Derivative assets and liabilities are recorded on our consolidated balance sheets at their estimated fair value as of each reporting date. Changes in the fair value of derivative contracts are recognized in earnings in the period in which the change occurs.</i></p>	<p>When available, quoted market prices or prices obtained through external sources are used to determine a contract's fair value. For contracts with a delivery location or duration for which quoted market prices are not available, fair value is determined based on pricing models developed primarily from historical information and the expected relationship with quoted market prices.</p>	<p>If our estimates of fair value are inaccurate, we may be exposed to losses or gains that could be material. See Item 7A.—Quantitative and Qualitative Disclosures About Market Risk for details regarding the impact of potential changes in the crude oil and natural gas forward price curves on our derivative instruments at December 31, 2016.</p>
<p>Equity-Based Compensation</p> <p><i>Equity-based compensation grants are measured at their grant date fair value and related compensation cost is recognized over the vesting period of the grant. Compensation cost for awards with graded vesting provisions is recognized on a straight-line basis over the requisite service period of each separately vesting portion of the award.</i></p>	<p>Estimating the fair value of each award, the number of awards that will ultimately vest, and the forfeiture rate requires management to apply judgment to estimate the tenure of our employees and the achievement of certain performance targets over the performance period.</p>	<p>If actual results are not consistent with our assumptions and judgments or our assumptions and estimates change due to new information, we may experience material changes in compensation expense.</p>

Item 7A. Quantitative and Qualitative Disclosures About Market Risk

Commodity Price Risk

As of December 31, 2016, approximately 99% of our reserved processing capacity was subject to firm or volumetric fee contracts, with the majority of fee revenue based on the volumes actually processed. The remaining 1% was subject to commodity sensitive contracts such as percent of proceeds or keep whole processing contracts. The profitability of our commodity sensitive processing contracts that include keep whole or percent of proceeds components is affected by volatility in prevailing NGL and natural gas prices. We do not currently hedge the commodity exposure in our commodity sensitive contracts in our Processing & Logistics segment and we do not expect to in the foreseeable future. Starting in the second half of 2014, the prices of crude oil, natural gas, and NGLs became extremely volatile and declined significantly. Downward pressure and volatility on commodity prices continued in 2015 before recovering somewhat in 2016. These declines directly and indirectly resulted in lower realizations and processing volumes on our percent of proceeds and keep whole processing contracts. Our Processing & Logistics segment comprised approximately 4%, 9% and 30% of our Adjusted EBITDA for the years ended December 31, 2016, 2015 and 2014, respectively.

The following table summarizes the percentage of our Adjusted EBITDA at each reportable segment by contract type for the year ended December 31, 2016:

	Crude Oil Transportation & Logistics	Natural Gas Transportation & Logistics	Processing & Logistics	Corporate & Other	Consolidated
Firm fee	62%	33%	2%	— %	97%
Volumetric fee.....	<1%	1%	1%	— %	2%
Commodity exposed	<1%	<1%	1%	— %	1%
Other.....	—%	1%	—%	(1)%	—%
Total.....	62%	35%	4%	(1)%	100%

Historically, we have had a limited amount of direct commodity price exposure related to natural gas collected for electrical compression costs and lost and unaccounted for gas on the TIGT System. Accordingly, we have historically entered into derivative contracts with third parties for a substantial majority of the natural gas we expected to collect for the purpose of hedging our commodity price exposures. In 2016, we also entered into long natural gas swaps covering a portion of the natural gas that TMID expects to purchase in 2017. In addition, we have a limited amount of direct commodity price exposure related to crude oil collected as part of our contractual pipeline loss allowance at Pony Express. During 2016, we began entering into derivative contracts for the sale of crude oil inventory.

We measure the risk of price changes in our natural gas swaps utilizing a sensitivity analysis model. The sensitivity analysis measures the potential income or loss (i.e., the change in fair value of the derivative instruments) based upon a hypothetical 10% movement in the underlying quoted market prices. In addition to these variables, the fair value of each portfolio is influenced by fluctuations in the notional amounts of the instruments and the discount rates used to determine the present values. We enter into derivative contracts solely for the purpose of mitigating the risks that accompany certain of our business activities and, therefore, both the sensitivity analysis model and the change in the market value of our outstanding derivative contracts are offset largely by changes in the value of the underlying physical commodity prices.

The following table summarizes our commodity derivatives and the change in fair value that would be expected from a 10% price increase or decrease as of December 31, 2016, assuming a parallel shift in the forward curve through the end of 2017:

	Fair Value	Effect of 10% Price Increase	Effect of 10% Price Decrease
		(in thousands)	
Natural gas derivative contracts ⁽¹⁾	\$ 291	\$ 142	\$ (142)
Natural gas derivative contracts ⁽²⁾	\$ (116)	\$ (105)	\$ 105
Crude oil derivative contract ⁽³⁾	\$ (440)	\$ (702)	\$ 702

⁽¹⁾ Represents long natural gas swaps outstanding with a notional volume of approximately 0.4 Bcf covering a portion of the natural gas that is expected to be purchased by our Processing & Logistics segment throughout 2017.

- (2) Represents short natural gas swaps outstanding with a notional volume of approximately 0.3 Bcf covering a portion of the natural gas that is expected to be sold by our Natural Gas Transportation & Logistics segment in the first quarter of 2017.
- (3) Represents the sale of 125,000 barrels of crude oil by our Crude Oil Transportation & Logistics segment which will settle throughout 2017.

The Commodity Futures Trading Commission ("CFTC") has promulgated regulations to implement the Dodd-Frank Wall Street Reform and Consumer Protection Act's changes to the Commodity Exchange Act, including the definition of commodity-based swaps subject to those regulations. The CFTC regulations implemented new reporting and record keeping requirements related to those swap transactions and a mandatory clearing and exchange-execution regime for various types, categories or classes of swaps, subject to certain exemptions, including the trade-option and end-user exemptions. Although we anticipate that most, if not all, of our swap transactions should qualify for an exemption to the clearing and exchange-execution requirements, we will still be subject to record keeping and reporting requirements.

Interest Rate Risk

As described in "Liquidity and Capital Resources Overview" above, on September 1, 2016 we issued \$400 million in 5.50% senior notes due 2024. In addition, we currently have a \$1.75 billion revolving credit facility with borrowings of approximately \$1.0 billion as of December 31, 2016. Borrowings under the revolving credit facility will bear interest, at our option, at either (a) a base rate, which will be a rate equal to the greatest of (i) the prime rate, (ii) the U.S. federal funds rate plus 0.5% and (iii) a one-month reserve adjusted Eurodollar rate plus 1.00% or (b) a reserve adjusted Eurodollar Rate, plus, in each case, an applicable margin. The applicable margin ranges from 0.75% to 2.75%, based upon our total leverage ratio and whether we have elected the base rate or the reserve adjusted Eurodollar rate.

We do not currently hedge the interest rate risk on our borrowings under the revolving credit facility. However, in the future we may consider hedging the interest rate risk or may consider choosing longer Eurodollar borrowing terms in order to fix all or a portion of our borrowings for a period of time. We estimate that a 1% increase in interest rates would decrease the fair value of the debt by \$0.5 million based on our debt obligations as of December 31, 2016.

Credit Risk

We are exposed to credit risk. Credit risk represents the loss that we would incur if a counterparty fails to perform under its contractual obligations. We manage our exposure to credit risk associated with customers to whom we extend credit through a credit approval process which includes credit analysis, the establishment of credit limits and ongoing monitoring procedures. We may request letters of credit, cash collateral, prepayments or guarantees as forms of credit support.

A substantial majority of our revenue is produced under long-term firm fee contracts with high-quality customers. The customer base we currently serve under these contracts generally has a strong credit profile, with slightly under 45% of our revenues derived from customers who have an investment grade credit rating or are part of corporate families with investment grade credit ratings as of December 31, 2016. This represents a decrease in the portion of our revenues derived from customers with an investment grade credit rating from 2015, primarily as a result of credit downgrades at several of our customers and throughout the industry due to the soft commodity price environment.

We also have indirect credit risk exposure with respect to our investment in Rockies Express. See Item 1A.—Risk Factors for additional information.

Item 8. Financial Statements and Supplementary Data

Report of Independent Registered Public Accounting Firm

To the Partners of Tallgrass Energy Partners, LP

In our opinion, the accompanying consolidated balance sheets and the related consolidated statements of income, equity and cash flows present fairly, in all material respects, the financial position of Tallgrass Energy Partners, LP and its subsidiaries at December 31, 2016 and 2015, and the results of their operations and their cash flows for each of the three years in the period ended December 31, 2016, in conformity with accounting principles generally accepted in the United States of America. Also in our opinion, the Partnership maintained, in all material respects, effective internal control over financial reporting as of December 31, 2016, based on criteria established in *Internal Control - Integrated Framework* (2013) issued by the Committee of Sponsoring Organizations of the Treadway Commission (COSO). The Partnership's management is responsible for these financial statements, for maintaining effective internal control over financial reporting and for its assessment of the effectiveness of internal control over financial reporting, included in Management's Report on Internal Control over Financial Reporting appearing under Item 9A. Our responsibility is to express opinions on these financial statements and on the Partnership's internal control over financial reporting based on our audits (which were integrated audits in 2016 and 2015). We conducted our audits in accordance with the standards of the Public Company Accounting Oversight Board (United States). Those standards require that we plan and perform the audits to obtain reasonable assurance about whether the financial statements are free of material misstatement and whether effective internal control over financial reporting was maintained in all material respects. Our audits of the financial statements included examining, on a test basis, evidence supporting the amounts and disclosures in the financial statements, assessing the accounting principles used and significant estimates made by management, and evaluating the overall financial statement presentation. Our audit of internal control over financial reporting included obtaining an understanding of internal control over financial reporting, assessing the risk that a material weakness exists, and testing and evaluating the design and operating effectiveness of internal control based on the assessed risk. Our audits also included performing such other procedures as we considered necessary in the circumstances. We believe that our audits provide a reasonable basis for our opinions.

A company's internal control over financial reporting is a process designed to provide reasonable assurance regarding the reliability of financial reporting and the preparation of financial statements for external purposes in accordance with generally accepted accounting principles. A company's internal control over financial reporting includes those policies and procedures that (i) pertain to the maintenance of records that, in reasonable detail, accurately and fairly reflect the transactions and dispositions of the assets of the company; (ii) provide reasonable assurance that transactions are recorded as necessary to permit preparation of financial statements in accordance with generally accepted accounting principles, and that receipts and expenditures of the company are being made only in accordance with authorizations of management and directors of the company; and (iii) provide reasonable assurance regarding prevention or timely detection of unauthorized acquisition, use, or disposition of the company's assets that could have a material effect on the financial statements.

Because of its inherent limitations, internal control over financial reporting may not prevent or detect misstatements. Also, projections of any evaluation of effectiveness to future periods are subject to the risk that controls may become inadequate because of changes in conditions, or that the degree of compliance with the policies or procedures may deteriorate.

/s/ PricewaterhouseCoopers LLP

Denver, Colorado
February 15, 2017

TALLGRASS ENERGY PARTNERS, LP
CONSOLIDATED BALANCE SHEETS

December 31, 2016 December 31, 2015

(in thousands)

ASSETS		
Current Assets:		
Cash and cash equivalents	\$ 1,873	\$ 1,611
Accounts receivable, net	59,469	57,757
Gas imbalances	1,597	1,227
Inventories	12,805	13,793
Derivative assets at fair value	10,967	—
Prepayments and other current assets	6,820	2,835
Total Current Assets	93,531	77,223
Property, plant and equipment, net	2,012,263	2,025,018
Goodwill	343,288	343,288
Intangible asset, net	93,522	96,546
Unconsolidated investment	461,915	—
Deferred financing costs, net	4,815	5,105
Deferred charges and other assets	9,637	14,894
Total Assets	\$ 3,018,971	\$ 2,562,074
LIABILITIES AND EQUITY		
Current Liabilities:		
Accounts payable (including \$10,554 at December 31, 2015 related to variable interest entities)	\$ 24,076	\$ 22,218
Accounts payable to related parties	5,879	7,852
Gas imbalances	1,239	1,605
Derivative liabilities at fair value	556	—
Accrued taxes	16,328	13,844
Accrued liabilities	16,525	10,019
Deferred revenue	60,757	26,511
Other current liabilities	6,446	6,880
Total Current Liabilities	131,806	88,929
Long-term debt, net	1,407,981	753,000
Other long-term liabilities and deferred credits	7,063	5,143
Total Long-term Liabilities	1,415,044	758,143
Commitments and Contingencies		
Equity:		
Common unitholders (72,485,954 and 60,644,232 units issued and outstanding at December 31, 2016 and 2015, respectively)	2,070,495	1,618,766
General partner (834,391 units issued and outstanding at December 31, 2016 and 2015, respectively)	(632,339)	(348,841)
Total Partners' Equity	1,438,156	1,269,925
Noncontrolling interests	33,965	445,077
Total Equity	1,472,121	1,715,002
Total Liabilities and Equity	\$ 3,018,971	\$ 2,562,074

The accompanying notes are an integral part of these consolidated financial statements.

TALLGRASS ENERGY PARTNERS, LP
CONSOLIDATED STATEMENTS OF INCOME

	Year Ended December 31,		
	2016	2015	2014
	(in thousands, except per unit amounts)		
Revenues:			
Crude oil transportation services.....	\$ 374,949	\$ 300,436	\$ 28,343
Natural gas transportation services	119,962	119,895	126,733
Sales of natural gas, NGLs, and crude oil.....	77,394	82,133	181,249
Processing and other revenues	32,817	33,733	35,231
Total Revenues.....	<u>605,122</u>	<u>536,197</u>	<u>371,556</u>
Operating Costs and Expenses:			
Cost of sales (exclusive of depreciation and amortization shown below).....	71,920	75,285	167,545
Cost of transportation services (exclusive of depreciation and amortization shown below).....	58,341	53,597	24,109
Operations and maintenance	53,386	49,138	39,577
Depreciation and amortization	84,896	83,476	47,048
General and administrative	53,633	50,195	33,160
Taxes, other than income taxes	24,727	21,796	6,704
Loss on disposal of assets	1,849	4,795	—
Total Operating Costs and Expenses.....	<u>348,752</u>	<u>338,282</u>	<u>318,143</u>
Operating Income	<u>256,370</u>	<u>197,915</u>	<u>53,413</u>
Other Income (Expense):			
Interest expense, net.....	(40,688)	(15,514)	(7,292)
Unrealized loss on derivative instrument.....	(1,291)	—	—
Equity in earnings of unconsolidated investment	51,780	—	717
Gain on remeasurement of unconsolidated investment	—	—	9,388
Other income, net.....	1,723	2,413	3,103
Total Other Income (Expense).....	<u>11,524</u>	<u>(13,101)</u>	<u>5,916</u>
Net income	<u>267,894</u>	<u>184,814</u>	<u>59,329</u>
Net (income) loss attributable to noncontrolling interests	<u>(4,365)</u>	<u>(24,268)</u>	<u>11,352</u>
Net income attributable to partners	<u>\$ 263,529</u>	<u>\$ 160,546</u>	<u>\$ 70,681</u>
Allocation of income to the limited partners:			
Net income attributable to partners	\$ 263,529	\$ 160,546	\$ 70,681
Predecessor operations interest in net income	—	—	(1,508)
Net income attributable to partners, excluding predecessor operations interest	263,529	160,546	69,173
General partner interest in net income	(102,465)	(46,478)	(7,399)
Common and subordinated unitholders' interest in net income	<u>\$ 161,064</u>	<u>\$ 114,068</u>	<u>\$ 61,774</u>
Basic net income per common and subordinated unit	<u>\$ 2.26</u>	<u>\$ 1.95</u>	<u>\$ 1.39</u>
Diluted net income per common and subordinated unit	<u>\$ 2.23</u>	<u>\$ 1.91</u>	<u>\$ 1.36</u>
Basic average number of common and subordinated units outstanding	71,150	58,597	44,346
Diluted average number of common and subordinated units outstanding	72,107	59,575	45,394

The accompanying notes are an integral part of these consolidated financial statements.

TALLGRASS ENERGY PARTNERS, LP
CONSOLIDATED STATEMENTS OF EQUITY

	Predecessor Equity	Limited Partners				General Partner		Total Partners' Equity	Noncontrolling Interests	Total Equity
		Common		Subordinated		Units	Amount			
		Units	Amount	Units	Amount					
(in thousands)										
Balance at January 1, 2014.	\$ 247,221	24,300	\$ 455,197	16,200	\$274,666	827	\$ 14,078	\$ 991,162	\$ 317,939	\$ 1,309,101
Net income (loss).....	1,508	—	39,141	—	22,633	—	7,399	70,681	(11,352)	59,329
Issuance of units to public, net of offering costs	—	8,079	320,385	—	—	—	—	320,385	—	320,385
Distributions to unitholders	—	—	(41,567)	—	(23,166)	—	(3,384)	(68,117)	—	(68,117)
Noncash compensation expense	—	—	10,154	—	—	—	—	10,154	—	10,154
Contribution from TD.....	—	—	—	—	—	—	27,488	27,488	—	27,488
(Distributions to) Contributions from Predecessor Entities, net..	(97,887)	—	—	—	—	—	—	(97,887)	410,012	312,125
Contributions from noncontrolling interest.....	—	—	—	—	—	—	—	—	5,429	5,429
Distributions to noncontrolling interests ...	—	—	—	—	—	—	—	—	(5,406)	(5,406)
Issuance of general partner units	—	—	—	—	—	8	263	263	—	263
Acquisition of Trailblazer	(91,090)	385	14,023	—	—	—	(72,933)	(150,000)	—	(150,000)
Acquisition of Water Solutions	—	—	—	—	—	—	—	—	1,400	1,400
Acquisition of 33.3% Pony Express membership interest	(59,752)	70	3,000	—	—	—	(8,654)	(65,406)	38,406	(27,000)
Balance at December 31, 2014	\$ —	32,834	\$ 800,333	16,200	\$274,133	835	\$ (35,743)	\$1,038,723	\$ 756,428	\$ 1,795,151
Net income	—	—	108,888	—	5,180	—	46,478	160,546	24,268	184,814
Issuance of units to public, net of offering costs	—	11,266	554,084	—	—	—	—	554,084	—	554,084
Distributions to unitholders	—	—	(118,729)	—	(7,857)	—	(35,248)	(161,834)	—	(161,834)
Noncash compensation expense	—	—	9,337	—	—	—	—	9,337	—	9,337
Common units issued under LTIP, net of units tendered by employees to satisfy tax withholding obligations	—	344	(6,603)	—	—	—	—	(6,603)	—	(6,603)
Contributions from noncontrolling interest.....	—	—	—	—	—	—	—	—	110,127	110,127
Distributions to noncontrolling interests ...	—	—	—	—	—	—	—	—	(69,474)	(69,474)
Acquisition of additional 33.3% membership interest in Pony Express ..	—	—	—	—	—	—	(324,328)	(324,328)	(375,672)	(700,000)
Acquisition of noncontrolling interests ...	—	—	—	—	—	—	—	—	(600)	(600)
Conversion of subordinated units.....	—	16,200	271,456	(16,200)	(271,456)	—	—	—	—	—
Balance at December 31, 2015	\$ —	60,644	\$ 1,618,766	—	\$ —	835	\$ (348,841)	\$1,269,925	\$ 445,077	\$ 1,715,002

The accompanying notes are an integral part of these consolidated financial statements.

TALLGRASS ENERGY PARTNERS, LP
CONSOLIDATED STATEMENTS OF EQUITY

Net income	—	—	161,064	—	—	—	102,465	263,529	4,365	267,894		
Issuance of units to public, net of offering costs	—	7,697	337,671	—	—	—	—	337,671	—	337,671		
Issuance of units in a private placement, net of offering costs	—	2,417	90,009	—	—	—	—	90,009	—	90,009		
Distributions to unitholders	—	—	(202,996)	—	—	—	(89,838)	(292,834)	—	(292,834)		
Noncash compensation expense	—	—	7,879	—	—	—	—	7,879	—	7,879		
Acquisition of additional 31.3% membership interest in Pony Express ..	—	6,518	268,607	—	—	—	(279,967)	(11,360)	(417,679)	(429,039)		
Partial exercise of call option	—	(4,815)	(204,634)	—	—	—	(33,993)	(238,627)	—	(238,627)		
Contributions from TD	—	—	—	—	—	—	17,894	17,894	—	17,894		
Contributions from noncontrolling interest	—	—	—	—	—	—	—	—	9,304	9,304		
Distributions to noncontrolling interests ...	—	—	—	—	—	—	—	—	(6,534)	(6,534)		
Acquisition of noncontrolling interests ...	—	—	(5,373)	—	—	—	(59)	(5,432)	(568)	(6,000)		
Common units issued under LTIP, net of units tendered by employees to satisfy tax withholding obligations	—	25	(498)	—	—	—	—	(498)	—	(498)		
Balance at December 31, 2016	\$	—	\$ 72,486	\$ 2,070,495	—	\$	—	835	\$ (632,339)	\$ 1,438,156	\$ 33,965	\$ 1,472,121

The accompanying notes are an integral part of these consolidated financial statements.

TALLGRASS ENERGY PARTNERS, LP
CONSOLIDATED STATEMENTS OF CASH FLOWS

	Year Ended December 31,		
	2016	2015	2014
	(in thousands)		
Cash Flows from Operating Activities:			
Net income	\$ 267,894	\$ 184,814	\$ 59,329
Adjustments to reconcile net income to net cash flows provided by operating activities:			
Depreciation and amortization	91,453	87,367	49,041
Equity in earnings of unconsolidated investments.....	(51,780)	—	(717)
Distributions from unconsolidated investments.....	51,780	—	717
Noncash compensation expense.....	5,780	5,103	5,136
Noncash change in the fair value of derivative financial instruments	1,556	—	(184)
Loss on disposal of assets	1,849	4,795	—
Gain on remeasurement of unconsolidated investment	—	—	(9,388)
Changes in components of working capital:			
Accounts receivable and other	2,024	(15,605)	(348)
Gas imbalances	1,157	(757)	1,504
Inventories.....	(938)	(5,169)	(8,367)
Accounts payable and accrued liabilities	9,966	9,799	(21,787)
Deferred revenue.....	33,815	20,612	6,619
Other operating, net	(5,072)	(1,663)	(2,111)
Net Cash Provided by Operating Activities.....	<u>409,484</u>	<u>289,296</u>	<u>79,444</u>
Cash Flows from Investing Activities:			
Capital expenditures.....	(70,719)	(65,387)	(665,650)
Acquisition of unconsolidated affiliate.....	(436,022)	—	—
Acquisition of Pony Express membership interest	(49,118)	(700,000)	(27,000)
Contributions to unconsolidated affiliate.....	(50,013)	—	(1,999)
Distributions from unconsolidated investment in excess of cumulative earnings.....	24,120	—	747
Issuance of related party loan	—	—	(270,000)
Acquisition of Trailblazer	—	—	(150,000)
Acquisition of Western.....	—	(75,000)	—
Acquisition of additional equity interests in Water Solutions.....	—	—	(7,600)
Other investing, net.....	48	(4,883)	18,773
Net Cash Used in Investing Activities.....	<u>(581,704)</u>	<u>(845,270)</u>	<u>(1,102,729)</u>
Cash Flows from Financing Activities:			
Acquisition of Pony Express membership interest	(425,882)	—	—
Proceeds from issuance of long-term debt.....	400,000	—	—
Proceeds from public offering, net of offering costs	337,671	554,084	320,385
Distributions to unitholders.....	(292,834)	(161,834)	(68,117)
Borrowings under revolving credit facility, net.....	262,000	194,000	424,000
Partial exercise of call option.....	(204,634)	—	—
Proceeds from private placement, net of offering costs.....	90,009	—	—
Contributions from Predecessor Entities, net.....	—	—	312,125
Contribution from TD.....	17,894	—	27,488
Other financing, net	(11,742)	(29,532)	8,271
Net Cash Provided by Financing Activities.....	<u>172,482</u>	<u>556,718</u>	<u>1,024,152</u>
Net Change in Cash and Cash Equivalents.....	262	744	867
Cash and Cash Equivalents, beginning of period	1,611	867	—
Cash and Cash Equivalents, end of period	<u>\$ 1,873</u>	<u>\$ 1,611</u>	<u>\$ 867</u>

The accompanying notes are an integral part of these consolidated financial statements.

TALLGRASS ENERGY PARTNERS, LP
CONSOLIDATED STATEMENTS OF CASH FLOWS

Supplemental Disclosures:

Cash payments for interest, net.....	\$ (29,754)	\$ (14,021)	\$ (6,801)
--------------------------------------	-------------	-------------	------------

Schedule of Noncash Investing and Financing Activities:

Property, plant and equipment acquired via the cash management agreement with TD	\$ —	\$ 138,936	\$ 158,357
Contributions from noncontrolling interests settled via the cash management agreement with TD	\$ —	\$ 68,277	\$ —
Distributions to noncontrolling interests settled via the cash management agreement with TD	\$ —	\$ (69,017)	\$ (5,361)

The accompanying notes are an integral part of these consolidated financial statements.

TALLGRASS ENERGY PARTNERS, LP
NOTES TO CONSOLIDATED FINANCIAL STATEMENTS

1. Description of Business

Tallgrass Energy Partners, LP ("TEP" or the "Partnership") is a publicly traded, growth-oriented limited partnership formed to own, operate, acquire and develop midstream energy assets in North America. "We," "us," "our" and similar terms refer to TEP together with its consolidated subsidiaries. Our operations are located in and provide services to certain key United States hydrocarbon basins, including the Denver-Julesburg, Powder River, Wind River, Permian and Hugoton-Anadarko Basins and the Niobrara, Mississippi Lime, Eagle Ford, Bakken, Marcellus, and Utica shale formations. Our reportable business segments are:

- Crude Oil Transportation & Logistics—the ownership and operation of a FERC-regulated crude oil pipeline system and crude oil storage and terminalling facilities;
- Natural Gas Transportation & Logistics—the ownership and operation of FERC-regulated interstate natural gas pipelines and integrated natural gas storage facilities; and
- Processing & Logistics—the ownership and operation of natural gas processing, treating and fractionation facilities, the provision of water business services primarily to the oil and gas exploration and production industry and the transportation of NGLs.

Crude Oil Transportation & Logistics. We currently provide crude oil transportation to customers in Wyoming, Colorado, and the surrounding regions through Tallgrass Pony Express Pipeline, LLC ("Pony Express"), which owns a FERC-regulated crude oil pipeline commencing in Guernsey, Wyoming and terminating in Cushing, Oklahoma, which includes a lateral in Northeast Colorado commencing in Weld County, Colorado, and interconnecting with the pipeline just east of Sterling, Colorado (the "Pony Express System"). We also provide crude oil storage and terminalling services through our 100% membership interest in Tallgrass Terminals, LLC ("Terminals") acquired effective January 1, 2017, which owns and operates crude oil terminals near Sterling, Colorado (the "Sterling Terminal") and in Weld County, Colorado (the "Buckingham Terminal"). Terminals also owns a 20% membership interest in Deeprock Development, LLC ("Deeprock Development"), which owns a crude oil terminal in Cushing, Oklahoma (the "Cushing Terminal").

Natural Gas Transportation & Logistics. We provide natural gas transportation and storage services for customers in the Rocky Mountain, Midwest and Appalachian regions of the United States through: (1) our 25% membership interest in Rockies Express Pipeline LLC ("Rockies Express"), which owns the Rockies Express Pipeline, a FERC-regulated natural gas pipeline system extending from Opal, Wyoming and Meeker, Colorado to Clarington, Ohio (the "Rockies Express Pipeline") and our 100% membership interest in Tallgrass NatGas Operator, LLC ("NatGas") acquired effective January 1, 2017, which operates the Rockies Express Pipeline, (2) the Tallgrass Interstate Gas Transmission system, a FERC-regulated natural gas transportation and storage system located in Colorado, Kansas, Missouri, Nebraska and Wyoming (the "TIGT System"), and (3) the Trailblazer Pipeline system, a FERC-regulated natural gas pipeline system extending from the Colorado and Wyoming border to Beatrice, Nebraska (the "Trailblazer Pipeline").

Processing & Logistics. We also provide services for customers in Wyoming at the Casper and Douglas natural gas processing facilities and the West Frenchie Draw natural gas treating facility (collectively, the "Midstream Facilities"), and NGL transportation services in Northeast Colorado and Wyoming. We perform water business services, including freshwater transportation and produced water gathering and disposal, in Colorado and Texas through BNN Water Solutions, LLC ("Water Solutions").

The table below summarizes our equity ownership as of December 31, 2016:

Unit holder	Limited Partner Common Units	General Partner Units	Percentage of Outstanding Limited Partner Common Units	Percentage of Outstanding Common and General Partner Units
Public Unitholders ⁽¹⁾	44,427,380	—	61.29%	60.59%
Tallgrass Equity, LLC.....	20,000,000	—	27.59%	27.28%
Tallgrass Development, LP ⁽²⁾	8,058,574	—	11.12%	10.99%
Tallgrass MLP GP, LLC ⁽³⁾	—	834,391	—%	1.14%
Total ⁽⁴⁾	72,485,954	834,391	100.00%	100.00%

⁽¹⁾ As discussed in Note 12 – *Partnership Equity and Distributions*, we issued and sold an additional 2,092,440 common units subsequent to December 31, 2016. As of February 15, 2017, there were 46,519,820 common units held by public unitholders outstanding.

- (2) As discussed in Note 10 – *Risk Management* and Note 12 – *Partnership Equity and Distributions*, 2,439,356 of the common units held by Tallgrass Development, LP ("TD") as of December 31, 2016 were subsequently deemed cancelled as of February 1, 2017. As of February 15, 2017, there were 5,619,218 common units held by TD outstanding.
- (3) Tallgrass MLP GP, LLC (the "general partner") also holds all of TEP's incentive distribution rights.
- (4) As of February 15, 2017, there were 72,973,429 total limited partner and general partner units outstanding.

The term "Trailblazer Predecessor" refers to Trailblazer Pipeline Company LLC ("Trailblazer") for the period from November 13, 2012 to its acquisition by TEP on April 1, 2014, and the term "Pony Express Predecessor" refers to Pony Express for the period from November 13, 2012 to September 1, 2014, the date on which TEP acquired a 33.3% membership interest. Trailblazer Predecessor and Pony Express Predecessor are collectively referred to as the Predecessor Entities, as further discussed in Note 2 – *Summary of Significant Accounting Policies*. Financial results for all prior periods have been recast to reflect the operations of the Predecessor Entities. Predecessor Equity as presented in the consolidated financial statements represents the capital account activity of Trailblazer Predecessor prior to April 1, 2014 and of Pony Express Predecessor prior to September 1, 2014. For additional information regarding these acquisitions, see Note 4 – *Acquisitions*.

2. Summary of Significant Accounting Policies

Basis of Presentation

The accompanying financial statements and related notes were prepared in accordance with the accounting principles contained in the Financial Accounting Standards Board's Accounting Standards Codification, the single source of generally accepted accounting principles in the United States of America ("GAAP"). In this report, the Financial Accounting Standards Board is referred to as the FASB and the FASB Accounting Standards Codification is referred to as the Codification or ASC. Certain prior period amounts have been reclassified to conform to the current presentation.

The accompanying consolidated financial statements of TEP include historical cost-basis accounts of the assets of Trailblazer for the periods prior to April 1, 2014, the date TEP acquired Trailblazer from TD, and Pony Express for the periods prior to September 1, 2014, the date TEP acquired a controlling 33.3% membership interest in Pony Express, and include charges from TD for direct costs and allocations of indirect corporate overhead. Management believes that the allocation methods are reasonable, and that the allocations are representative of costs that would have been incurred on a stand-alone basis. TEP and the Predecessor Entities are all considered "entities under common control" as defined under GAAP and, as such, the transfers between the entities of the assets and liabilities have been recorded by TEP at historical cost.

As further discussed in Note 4 – *Acquisitions*, TEP closed the acquisition of Trailblazer on April 1, 2014 and the acquisition of a 33.3% membership interest in Pony Express effective September 1, 2014. As the acquisitions of Trailblazer and the initial 33.3% membership interest in Pony Express are considered transactions between entities under common control, and a change in reporting entity, the financial information presented has been recast to include Trailblazer and the initial 33.3% membership interest in Pony Express for all periods presented. The acquisitions of an additional 33.3% and 31.3% membership interest in Pony Express effective March 1, 2015, and January 1, 2016, respectively, represent transactions between entities under common control and acquisitions of noncontrolling interests. As a result, financial information for periods prior to March 1, 2015 and January 1, 2016 have not been recast to reflect the additional 33.3% and 31.3% membership interests.

The consolidated financial statements include the accounts of TEP and its subsidiaries and controlled affiliates. Significant intra-entity items have been eliminated in the presentation. Net equity contributions of the Predecessor Entities included in the consolidated statements of cash flows represent transfers of cash as a result of TD's centralized cash management systems prior to April 1, 2014 for Trailblazer and September 1, 2014 for Pony Express, under which cash balances were swept daily and recorded as loans from the subsidiaries to TD. These loans were then periodically recorded as equity distributions. Prior to January 1, 2016, Pony Express participated in a cash management agreement with TD, which currently holds a 2.0% common membership interest in Pony Express, under which cash balances were swept periodically and recorded as loans from Pony Express to TD. Effective January 1, 2016, Pony Express entered into a cash management agreement with TEP.

Net income or loss from consolidated subsidiaries that are not wholly-owned by TEP is attributed to TEP and noncontrolling interests. This is done in accordance with substantive profit sharing arrangements, which generally follow the allocation of cash distributions and may not follow the respective ownership percentages held by TEP. Concurrent with TEP's acquisition of an initial 33.3% membership interest in Pony Express effective September 1, 2014, TEP, TD, and Pony Express entered into the Second Amended and Restated Limited Liability Agreement of Tallgrass Pony Express Pipeline, LLC ("the Second Amended Pony Express LLC Agreement"), which provided TEP a minimum quarterly preference payment of \$16.65 million (prorated to approximately \$5.4 million for the quarter ended September 30, 2014) through the quarter ended September 30, 2015. Effective March 1, 2015 with TEP's acquisition of an additional 33.3% membership interest in Pony

Express, the Second Amended Pony Express LLC Agreement was further amended (as amended, "the Pony Express LLC Agreement") to increase the minimum quarterly preference payment to \$36.65 million (prorated to approximately \$23.5 million for the quarter ended March 31, 2015) and extend the term of the preference period through the quarter ended December 31, 2015. The Pony Express LLC Agreement provides that the net income or loss of Pony Express be allocated, to the extent possible, consistent with the allocation of Pony Express cash distributions. Under the terms of the Pony Express LLC Agreement, Pony Express distributions and net income for periods beginning after December 31, 2015 are attributed to TEP and its noncontrolling interests in accordance with the respective ownership interests.

A variable interest entity ("VIE") is a legal entity that possesses any of the following characteristics: an insufficient amount of equity at risk to finance its activities, equity owners who do not have the power to direct the significant activities of the entity (or have voting rights that are disproportionate to their ownership interest), or equity owners who do not have the obligation to absorb expected losses or the right to receive the expected residual returns of the entity. Companies are required to consolidate a VIE if they are its primary beneficiary, which is the enterprise that has a variable interest that could be significant to the VIE and the power to direct the activities that most significantly impact the entity's economic performance. We have presented separately in our consolidated balance sheets, to the extent material, the liabilities of our consolidated VIEs for which creditors do not have recourse to our general credit. Our consolidated VIEs do not have material assets that can only be used to settle specific obligations of the consolidated VIEs. Pony Express was considered to be a VIE under the applicable authoritative guidance prior to our acquisition of an additional 31.3% membership interest effective January 1, 2016. Effective January 1, 2016, Pony Express is no longer considered to be a VIE. We continue to consolidate our membership interest in Pony Express.

Use of Estimates

Certain amounts included in or affecting these consolidated financial statements and related disclosures must be estimated, requiring management to make certain assumptions with respect to values or conditions which cannot be known with certainty at the time the financial statements are prepared. These estimates and assumptions affect the amounts reported for assets, liabilities, revenues, and expenses during the reporting period, and the disclosure of contingent assets and liabilities at the date of the financial statements. Management evaluates these estimates on an ongoing basis, utilizing historical experience, consultation with experts and other methods it considers reasonable in the particular circumstances. Nevertheless, actual results may differ significantly from these estimates. Any effects on our business, financial position or results of operations resulting from revisions to these estimates are recorded in the period in which the facts that give rise to the revision become known.

Cash and Cash Equivalents

We consider all highly liquid investments purchased with an original maturity of three months or less to be cash equivalents.

Net equity distributions of the Predecessor Entities included in the consolidated statements of cash flows represent transfers of cash as a result of TD's centralized cash management systems prior to April 1, 2014 for Trailblazer and September 1, 2014 for Pony Express, under which cash balances were swept daily and recorded as loans from the subsidiaries to TD. These loans were then periodically recorded as equity distributions.

Accounts Receivable and Allowance for Doubtful Accounts

Accounts receivable are carried at their estimated collectible amounts. We make periodic reviews and evaluations of the appropriateness of the allowance for doubtful accounts based on a historical analysis of uncollected amounts, and adjustments are recorded as necessary for changed circumstances and customer-specific information. When specific receivables are determined to be uncollectible, the reserve and receivable are relieved. Our allowance for doubtful accounts totaled \$0.6 million at December 31, 2016 and 2015.

Inventories

Inventories primarily consist of gas in underground storage, materials and supplies, natural gas liquids and crude oil. Gas in underground storage, sometimes referred to as working gas, and natural gas liquids are recorded at the lower of historical cost or market using the average cost method. As discussed further under "*Revenue Recognition*" below, a loss allowance is factored into the crude oil tariffs to offset losses in transit. As crude oil is transported, we earn oil for our services as pipeline allowance oil, which we can then sell. As pipeline allowance oil is accumulated, it is recorded as inventory at the lower of historical cost or market using the average cost method. Materials and supplies are valued at weighted average cost and periodically reviewed for physical deterioration and obsolescence. For additional information, see "*Gas in Underground Storage*" below.

Accounting for Regulatory Activities

Regulated activities are accounted for in accordance with the "Regulated Operations" Topic of the Codification. This Topic prescribes the circumstances in which the application of GAAP is affected by the economic effects of regulation. Regulatory assets and liabilities represent probable future revenues or expenses associated with certain charges and credits that will be recovered from or refunded to customers through the ratemaking process. We recorded regulatory assets of approximately \$2.9 million and \$2.8 million included in "Deferred charges and other assets" in the consolidated balance sheets at December 31, 2016 and 2015, respectively. Regulatory assets at December 31, 2016 and December 31, 2015 were primarily attributable to costs associated with both TIGT's 2015 Rate Case Filing and Trailblazer's 2013 Rate Case Filing as well as fuel tracker assets at our regulated natural gas pipelines. We recorded regulatory liabilities of approximately \$1.7 million and \$2.2 million included in "Other current liabilities" in the consolidated balance sheet at December 31, 2016 and 2015, respectively, related to fuel tracker liabilities at our regulated natural gas pipelines. For further information regarding our rate case filings and fuel tracker balances, see Note 17 – *Regulatory Matters*.

Property, Plant and Equipment

Property, plant and equipment is stated at historical cost, which for constructed plants includes indirect costs such as payroll taxes, other employee benefits, allowance for funds used during construction for regulated assets and other costs directly related to the projects. Expenditures that increase capacities, improve efficiencies or extend useful lives are capitalized and depreciated over the remaining useful life of the asset or major asset component. We also capitalize certain costs related to the construction of assets, including internal labor costs, interest and engineering costs.

Routine maintenance, repairs and renewal costs are expensed as incurred. The cost of normal retirements of the regulated depreciable utility property, plant and equipment, plus the cost of removal less salvage value and any gain or loss recognized, is recorded in accumulated depreciation and/or the negative salvage liability discussed under "*Depreciation and Amortization*" below, as appropriate, with no effect on current period earnings. Gains or losses are recognized upon retirement of non-regulated or regulated property, plant and equipment constituting an operating unit or system, and land, when sold or abandoned and costs of removal or salvage are expensed when incurred.

Intangible Assets

We account for intangible assets in accordance with ASC 805, which established that an intangible asset is identifiable if it meets either the separability criterion or the contractual-legal criterion. Further, in accordance with ASC 805, contract-based intangible assets represent the value of rights that arise from contractual arrangements. Use rights such as drilling, water, air, timber cutting, and route authorities are an example of contract-based intangible assets. Intangible assets arose at Pony Express from the acquisition of rights associated with the ability and regulatory permissions to convert a section of TIGT's natural gas pipeline, which was subsequently purchased by Pony Express, to crude oil and includes the operational and financial benefits that accrue due to those rights and the ability to make that asset more valuable ("the Pony Express oil conversion use rights"). These intangible assets are amortized on a straight-line basis over a period of 35 years, the period of expected future benefit. Intangible assets arose at BNN Redtail, LLC ("Redtail") as a result of a significant customer contract with favorable market terms which was acquired as part of the Water Solutions transaction discussed in Note 4 – *Acquisitions*. This intangible asset was amortized on a straight-line basis over a period of 1.6 years, the remaining term of the contract at the time of acquisition, and was fully amortized as of December 31, 2015.

Impairment of Long-Lived Assets

We review our long-lived assets for impairment whenever events or changes in circumstances indicate that the carrying amount of an asset or asset group may not be recoverable. An impairment loss results when the estimated undiscounted future net cash flows expected to result from the asset or asset group's use and its eventual disposition are less than its carrying amount. We assess our long-lived assets for impairment in accordance with the relevant Codification guidance. A long-lived asset or asset group is tested for impairment whenever events or changes in circumstances indicate its carrying amount may exceed its fair value.

Examples of long-lived asset impairment indicators include:

- a significant decrease in the market value of a long-lived asset or asset group;
- a significant adverse change in the extent or manner in which a long-lived asset or asset group is being used or in its physical condition;
- a significant adverse change in legal factors or in the business climate could affect the value of long-lived asset or asset group, including an adverse action or assessment by a regulator which would exclude allowable costs from the rate-making process;

- an accumulation of costs significantly in excess of the amount originally expected for the acquisition or construction of the long-lived asset or asset group;
- a current period operating cash flow loss combined with a history of operating cash flow losses or a projection or forecast that demonstrates continuing losses associated with the use of a long-lived asset or asset group; and
- a current expectation that, more likely than not, a long-lived asset or asset group will be sold or otherwise disposed of significantly before the end of its previously estimated useful life.

When an impairment indicator is present, we first assess the recoverability of the long-lived assets by comparing the sum of the undiscounted future cash flows expected to result from the use and eventual disposition of the asset or asset group to its carrying amount. If the carrying amount is higher than the undiscounted future cash flows, the fair value of the asset or asset group is assessed using a discounted cash flow analysis and used to determine the amount of impairment, if any, to be recognized.

Gas in Underground Storage

Gas in underground storage represents the cost of base gas, which refers to the volumes necessary to maintain pressure and deliverability requirements in our storage facilities. We record base gas as a component of property, plant and equipment.

We maintain working gas in our underground storage facilities on behalf of certain third parties. We receive a fee for our storage services but do not reflect the value of third-party gas in the accompanying consolidated financial statements. We occasionally acquire volumes of working gas for our own account. These volumes of working gas are recorded as natural gas inventory at the lower of cost or market.

Depreciation and Amortization

For non-regulated assets, we have elected to use the straight-line method of depreciation. For our regulated assets, we have elected to compute depreciation using a composite method employed by applying a single depreciation rate to a group of assets with similar economic characteristics. This composite method of depreciation approximates a straight-line method of depreciation. The depreciation rates for our regulated natural gas pipeline assets include two components, one based on economic service life (capital recovery) and one based on net costs of removal (negative salvage). The accumulated liability related to negative salvage is classified as "Other long-term liabilities and deferred credits" in our consolidated balance sheets.

The rates of depreciation for the various classes of depreciable assets are as follows:

	Range of Depreciation Rates
Crude oil pipelines	2.8%
Natural gas pipelines	0.7 - 5.0%
Processing & treating assets	3.3%
Water business assets.....	2.3 - 20.0%
Replacement Gas Facilities ⁽¹⁾	10.0%
General & other	2.9 - 25.0%

⁽¹⁾ Represents the Replacement Gas Facilities as discussed in Note 5 – *Related Party Transactions* and Note 17 – *Regulatory Matters*.

Gas Imbalances

Gas imbalances receivable and payable represent the difference between customer nominations and actual gas receipts from and gas deliveries to interconnecting pipelines under various operational balancing and imbalance agreements. Gas imbalances are either made up in-kind or settled in cash, subject to the terms and valuations of the various agreements. Imbalances are valued at applicable average market index prices.

Deferred Financing Costs

Costs incurred in connection with the issuance of long-term debt are deferred and amortized over the related financing period using the effective interest method. Deferred financing costs associated with long-term debt are presented with the corresponding debt in our consolidated balance sheets. Deferred financing costs associated with our revolving credit facility are presented as noncurrent assets in our consolidated balance sheets.

Goodwill

We evaluate goodwill for impairment on an annual basis and whenever events or changes in circumstances necessitate an evaluation for impairment. Examples of such facts and circumstances include changes in the magnitude of the excess of fair value over carrying amount in the last valuation or changes in the business environment. Our annual impairment testing date is August 31. We evaluate goodwill for impairment at the reporting unit level, which is an operating segment as defined in the segment reporting guidance of the Codification, using either the qualitative assessment option or the two-step test approach depending on facts and circumstances of the reporting unit. If we, after performing the qualitative assessment, determine it is "more likely than not" that the fair value of a reporting unit is greater than its carrying amount, the two-step impairment test is unnecessary. When goodwill is evaluated for impairment using the two-step test, the carrying amount of the reporting unit is compared to its fair value in Step 1 and if the fair value exceeds the carrying amount, Step 2 is unnecessary. If the carrying amount exceeds the reporting unit's fair value, this could indicate potential impairment and Step 2 of the goodwill evaluation process is required to determine if goodwill is impaired and to measure the amount of impairment loss to recognize, if any. When Step 2 is necessary, the fair value of individual assets and liabilities is determined using valuations, or other observable sources of fair value, as appropriate. If the carrying amount of goodwill exceeds its implied fair value, the excess is recognized as an impairment loss. See Note 8 – *Goodwill and Other Intangible Assets* for additional information regarding impairment testing performed during 2016.

Investment in Unconsolidated Affiliates

We use the equity method to account for investments in 20% or greater owned affiliates that are not variable interest entities and where we do not have the ability to exercise control, and for investments in less than 20% owned affiliates where we have the ability to exercise significant influence.

We evaluate our investments in unconsolidated affiliates for impairment whenever events or changes in circumstances indicate that the carrying value of such investments may have experienced a decline in value. When there is evidence of loss in value, we compare the estimated fair value of the investment to the carrying value of the investment to determine whether impairment has occurred. We assess the fair value of our investments in unconsolidated affiliates using commonly accepted techniques, and may use more than one method, including, but not limited to, recent third party comparable sales and discounted cash flow models. The difference between the carrying amount of the unconsolidated affiliates and their estimated fair value is recognized as an impairment loss when the loss in value is deemed to be other-than-temporary. See Note 9 – *Investments in Unconsolidated Affiliates* for additional information regarding our investment in unconsolidated affiliates.

Revenue Recognition

We recognize revenues as services are rendered or goods are sold to a purchaser at a fixed and determinable price, delivery has occurred, title has transferred and collectability is reasonably assured. We provide various types of natural gas storage and transportation services and crude oil transportation services to our customers in which the commodity remains the property of these customers at all times.

Crude oil transportation services occur in the Crude Oil Transportation & Logistics segment. We provide various types of crude oil transportation services to our customers and, other than pipeline allowance oil, do not take title to the crude oil and do not incur the risks and rewards of ownership. In many cases the customer has committed to ship a fixed quantity of oil barrels per month. For barrels physically received by us and delivered to the customers' agreed upon destination point, revenue is recognized in the period the service is provided. Shipper deficiencies, or barrels committed by the customer to be transported in a month but not physically received by us for transport or delivered to the customers' agreed upon destination point, are charged at the committed tariff rate per barrel and recorded as a liability until the barrels are physically transported and delivered. In the case of non-committed shippers, revenue is recognized in the same manner utilized for the barrels physically transported and delivered. A loss allowance is factored into the crude oil tariffs to offset losses in transit. As crude oil is transported, we earn oil for our services as pipeline allowance oil. Any pipeline allowance oil that remains after replacing losses in transit can be sold. We take title and record revenue at market prices when the volumes included in the pipeline loss allowance are delivered from the customer. When pipeline loss allowance oil is eventually sold, we record revenue at the contractual sales price and cost of sales at average cost as discussed in "*Inventories*" above.

Natural gas transportation and storage services occur in the Natural Gas Transportation & Logistics segment. In many cases (generally described as "firm service"), the customer pays a two-part rate that includes (i) a fee reserving the right to transport or store natural gas in our facilities and (ii) a per-unit rate for volumes actually transported or injected into/withdrawn from storage. The fee-based component of the overall rate is recognized as revenue in the period the service is provided. The per-unit charge is recognized as revenue when the volumes are delivered to the customers' agreed upon delivery point, or when the volumes are injected into/withdrawn from our storage facilities. In other cases (generally described as "interruptible service"), there is no fixed fee associated with the services because the customer accepts the possibility that service may be interrupted at our discretion in order to serve customers who have purchased firm service. In the case of interruptible service, revenue is recognized in the same manner utilized for the per-unit rate for volumes actually transported under firm service agreements. In addition to "firm" and "interruptible" transportation services, we also provide natural gas park and loan services to assist customers in managing short-term gas surpluses or deficits. Revenues are recognized as services are provided, based on the terms negotiated under these contracts.

Natural gas liquids sales occur in the Processing & Logistics segment and consist of the sale of outputs from our processing plants and the marketing of natural gas liquids that are delivered by our suppliers under either fee-based arrangements or percent-of-proceeds arrangements. Under these arrangements, we treat and process the natural gas delivered by our suppliers, and then sell the resulting NGLs and condensate based on published index market prices. We remit to the producers an agreed-upon percentage of the actual proceeds that we receive from our sales of the NGLs and condensate. We keep the difference between the proceeds received and the amount remitted back to the producer. We generally report gross revenues in the consolidated statements of income, as we typically act as the principal in these transactions, take custody of the product, and incur the risks and rewards of ownership. Processing and other revenues primarily represent fees for processing, treating and fractionation of natural gas and NGLs earned under fee-based arrangements and revenue from water services earned in the Processing & Logistics segment.

Natural gas sales occur in both the Natural Gas Transportation & Logistics segment and in the Processing & Logistics segment. In the Natural Gas Transportation & Logistics segment, transportation services revenue is recognized when a portion of the natural gas transported by customers is collected as a contractual fee to compensate us for fuel consumed by pipeline and storage operations. We take title and record revenue at market prices when the volumes included in the contractual fee are delivered from the customer and injected into our storage facility. When the excess volumes are eventually sold, we record natural gas sales revenue at the contractual sales price and cost of sales at average cost. In addition, when operational conditions allow, we occasionally sell "base gas," which refers to the minimum volume of natural gas required in order to operate the storage facility. In the Processing & Logistics segment, we purchase natural gas primarily for use in our operations and for meeting contractual requirements to deliver natural gas to certain customers. In addition, some of our contractual arrangements allow us to keep a portion of the processed natural gas as compensation for processing services. We generate revenue by selling the volumes of natural gas received or purchased that exceed our business needs.

Commitments and Contingencies

We recognize liabilities for other commitments and contingencies when, after fully analyzing the available information, we determine it is probable that a liability has been incurred and the amount of loss can be reasonably estimated. When a range of probable loss can be estimated, we accrue the most likely amount, or if no amount is more likely than another, we accrue the minimum of the range of probable loss.

Environmental Costs

We expense or capitalize, as appropriate, environmental expenditures that relate to current operations. We expense amounts that relate to an existing condition caused by past operations that do not contribute to current or future revenue generation. We do not discount environmental liabilities to a net present value, and record environmental liabilities when environmental assessments and/or remedial efforts are probable and costs can be reasonably estimated. Recording of these accruals coincides with the completion of a feasibility study or a commitment to a formal plan of action. Estimates of environmental liabilities are based on currently available facts and presently enacted laws and regulations taking into consideration the likely effects of other factors including our prior experience in remediating contaminated sites, other companies' clean-up experience and data released by government organizations. Our estimates are subject to revision in future periods based on actual cost or new information.

Fair Value

Fair value, as defined in the Codification, is the price that would be received to sell an asset or paid to transfer a liability in an orderly transaction between market participants at the measurement date, or exit price. We apply the fair value measurement guidance to financial assets and liabilities in determining the fair value of derivative assets and liabilities, and to nonfinancial assets and liabilities upon the acquisition of a business or in conjunction with the measurement of an impairment loss on an asset group or goodwill under the accounting guidance for the impairment of long-lived assets or goodwill.

The fair value measurement accounting guidance requires that we make assumptions that market participants would use in pricing an asset or liability based on the best information available. These factors include nonperformance risk (the risk that the obligation will not be fulfilled) and credit risk of the reporting entity (for liabilities) and of the counterparty (for assets). The fair value measurement guidance prohibits the inclusion of transaction costs and any adjustments for blockage factors in determining the instruments' fair value. The principal or most advantageous market should be considered from the perspective of the reporting entity.

Fair value, where available, is based on observable market prices. Where observable market prices or inputs are not available, different valuation models and techniques are applied. These models and techniques attempt to maximize the use of observable inputs and minimize the use of unobservable inputs. The process involves varying levels of management judgment, the degree of which is dependent on the price transparency of the instruments or market and the instruments' complexity.

To increase consistency and enhance disclosure of fair value, the Codification creates a fair value hierarchy to prioritize the inputs used to measure fair value into three categories. An asset or liability's level within the fair value hierarchy is based on the lowest level of input significant to the fair value measurement, where Level 1 is the highest and Level 3 is the lowest. The three levels are defined as follows:

- Level 1 Inputs—quoted prices (unadjusted) in active markets for identical assets or liabilities that the reporting entity has the ability to access at the measurement date;
- Level 2 Inputs—inputs other than quoted prices included within Level 1 that are observable for the asset or liability, either directly or indirectly. If the asset or liability has a specified (contractual) term, a Level 2 input must be observable for substantially the full term of the asset or liability; and
- Level 3 Inputs—unobservable inputs for the asset or liability. These unobservable inputs reflect the entity's own assumptions about the assumptions that market participants would use in pricing the asset or liability, and are developed based on the best information available in the circumstances (which might include the reporting entity's own data).

Any transfers between levels within the fair value hierarchy are recognized at the end of the reporting period.

For information regarding financial instruments measured at fair value on a recurring basis, see Note 10 – *Risk Management*. For information regarding the fair value of financial instruments not measured at fair value in the consolidated balance sheets, see Note 11 – *Long-term Debt*.

Risk Management Activities

We utilize energy derivatives for the purpose of mitigating our risk resulting from fluctuations in the market price of crude oil and natural gas. We record derivative contracts at their estimated fair values as of each reporting date. For more information on our risk management activities, see Note 10 – *Risk Management*.

Equity-Based Compensation

Equity-based compensation grants are measured at their grant date fair value and related compensation cost is recognized over the vesting period of the grant. Compensation cost for awards with graded vesting provisions is recognized on a straight-line basis over the requisite service period of each separately vesting portion of the award. As discussed in Note 16 – *Equity-Based Compensation*, a portion of the expense recognized relating to equity-based compensation grants is charged to TD.

Income Taxes

Prior to September 1, 2014, TEP was comprised solely of limited liability companies that were flow-through entities (that is, partnerships or disregarded entities) for income tax purposes. As discussed above, effective September 1, 2014 TEP acquired a 33.3% membership interest in Pony Express, which in turn owned 99.8% of Tallgrass Pony Express Pipeline (Colorado), Inc. ("PXP Colorado"), a C corporation. At that time, PXP Colorado was in the process of constructing the lateral in Northeast Colorado and had not yet commenced operations or generated any income. PXP Colorado was subsequently merged into Pony Express prior to the commencement of commercial operations on the lateral in Northeast Colorado.

On September 14, 2015, TEP, through its membership interest in Pony Express, formed a new C corporation, Tallgrass Colorado Pipeline, Inc. ("Tallgrass Colorado"), which is 99.8% owned by Pony Express. The remaining 0.2% interest in Tallgrass Colorado is held by direct and indirect wholly owned subsidiaries of TEP. Tallgrass Colorado was formed for the purpose of the potential construction of a lateral pipeline that would interconnect with the Pony Express System's existing lateral in Northeast Colorado and has not yet commenced operations or generated any income. In addition, during the year ended December 31, 2015, we formed Tallgrass Energy Finance Corp., a wholly owned subsidiary that has no material assets and was formed for the sole purpose of being a co-issuer of our senior notes issued on September 1, 2016. Accordingly, no provision for federal or state income taxes has been recorded in our consolidated financial statements.

Accounting Pronouncements Not Yet Adopted

Revenue Recognition

In May 2014, the FASB issued Accounting Standards Update ("ASU") No. 2014-09, Revenue from Contracts with Customers (Topic 606). ASU 2014-09 provides a comprehensive and converged set of principles-based revenue recognition guidelines which supersede the existing industry and transaction-specific standards. The core principle of the new guidance is that an entity should recognize revenue to depict the transfer of promised goods or services to customers in an amount that reflects the consideration to which the entity expects to be entitled in exchange for those goods or services. To achieve this core principle, entities must apply a five-step process to (1) identify the contract with a customer; (2) identify the performance obligations in the contract; (3) determine the transaction price; (4) allocate the transaction price to the performance obligations in the contract; and (5) recognize revenue when (or as) the entity satisfies a performance obligation. ASU 2014-09 also mandates disclosure of sufficient information to enable users of financial statements to understand the nature, amount, timing and uncertainty of revenue and cash flows arising from contracts with customers. The disclosure requirements include qualitative and quantitative information about contracts with customers, significant judgments and changes in judgments, and assets recognized from the costs to obtain or fulfill a contract.

Throughout 2015 and 2016, the FASB has issued a series of subsequent updates to the revenue recognition guidance in Topic 606, including ASU No. 2015-14, Revenue from Contracts with Customers (Topic 606): Deferral of the Effective Date, ASU No. 2016-08, Revenue from Contracts with Customers (Topic 606): Principal versus Agent Considerations (Reporting Revenue Gross versus Net), ASU No. 2016-10, Revenue from Contracts with Customers (Topic 606): Identifying Performance Obligations and Licensing, ASU No. 2016-12, Revenue from Contracts with Customers (Topic 606): Narrow-Scope Improvements and Practical Expedients, and ASU No. 2016-20, Technical Corrections and Improvements to Topic 606, Revenue from Contracts with Customers.

The amendments in ASU 2014-09, ASU 2016-08, ASU 2016-10, ASU 2016-12, and ASU 2016-20 are effective for public entities for annual reporting periods beginning after December 15, 2017, and for interim periods within that reporting period. Early application is permitted for annual reporting periods beginning after December 15, 2016.

We are currently evaluating the impact of our pending adoption of the revised guidance. The status of our implementation is as follows:

- We have formed an implementation team that meets to discuss implementation challenges, technical interpretations, industry-specific treatment of certain revenue contract types, and project status.
- We are currently reviewing contracts for each revenue stream identified within each of our business segments. Through this process, we are determining and documenting expected changes in revenue recognition upon adoption of the revised guidance.
- We plan to evaluate the potential information technology and internal control changes that will be required for adoption based on the findings from our contract review process.
- We plan to provide internal training and awareness related to the revised guidance to the key stakeholders throughout our organization.

We will continue to conduct our contract review process throughout 2017 and, as a result, areas of impact may be identified. We are in the process of quantifying the impact of adoption but cannot reasonably estimate such amount at this time. We expect to adopt the new standard on January 1, 2018 using the modified retrospective approach. This approach allows us to apply the new standard to (i) all new contracts entered into after January 1, 2018 and (ii) all existing contracts for which all (or substantially all) of the revenue has not been recognized under legacy revenue guidance as of January 1, 2018 through a cumulative adjustment to equity. Consolidated revenues presented in our comparative financial statements for periods prior to January 1, 2018 would not be revised.

ASU No. 2016-02, "Leases (Topic 842)"

In February 2016, the FASB issued ASU No. 2016-02, Leases (Topic 842). ASU 2016-02 provides a comprehensive update to the lease accounting topic in the Codification intended to increase transparency and comparability among organizations by recognizing lease assets and lease liabilities on the balance sheet and disclosing key information about leasing arrangements. The amendments in ASU 2016-02 include a revised definition of a lease as well as certain scope exceptions. The changes primarily impact lessee accounting, while lessor accounting is largely unchanged from previous GAAP.

The amendments in ASU 2016-02 are effective for public entities for annual reporting periods beginning after December 15, 2018, and for interim periods within that reporting period. Early application is permitted. We are currently evaluating the impact of ASU 2016-02.

ASU No. 2016-09, "Compensation - Stock Compensation (Topic 718): Improvements to Employee Share-Based Payment Accounting"

In March 2016, the FASB issued ASU No. 2016-09, Compensation - Stock Compensation (Topic 718): Improvements to Employee Share-Based Payment Accounting. ASU 2016-09 simplifies several aspects of the accounting for share-based payment transactions, including the income tax consequences, classification of awards as either equity or liabilities, and classification on the statement of cash flows. Among other changes, ASU 2016-09 allows an entity to make an entity-wide accounting policy election to either estimate the number of awards expected to vest (consistent with current GAAP) or account for forfeitures when they occur.

The amendments in ASU 2016-09 are effective for public entities for annual periods and interim periods within those annual periods beginning after December 15, 2016. Early adoption is permitted. We are currently evaluating the impact of ASU 2016-09, but do not anticipate a material impact on our consolidated financial statements.

ASU No. 2017-01, "Business Combinations (Topic 805): Clarifying the Definition of a Business"

In January 2017, the FASB issued ASU No. 2017-01, Business Combinations (Topic 805): Clarifying the Definition of a Business. ASU 2017-01 clarifies the definition of a business with the objective of adding guidance to assist entities with evaluating whether transactions should be accounted for as acquisitions (or disposals) of assets or businesses by providing a screen to determine when an integrated set of assets and activities is not a business. The screen requires that when substantially all of the fair value of the gross assets acquired (or disposed of) is concentrated in a single identifiable asset or a group of similar identifiable assets, the set is not a business. This screen reduces the number of transactions that need to be further evaluated. The ASU also narrows the definition of the term "output" so that the term is consistent with how outputs are described under the revenue recognition guidance in Topic 606.

The amendments in ASU 2017-01 are effective for public entities for annual periods and interim periods within those annual periods beginning after December 15, 2017. Early adoption is permitted in certain circumstances. We are currently evaluating the impact of ASU 2017-01, but do not anticipate a material impact on our consolidated financial statements.

ASU No. 2017-04, "Intangibles - Goodwill and Other (Topic 350): Simplifying the Test for Goodwill Impairment"

In January 2017, the FASB issued ASU No. 2017-04, which simplifies the subsequent measurement of goodwill by eliminating "Step 2" from the goodwill impairment test, which involved calculating the implied fair value of goodwill by determining the fair value at the impairment testing date of a reporting unit's assets and liabilities. Instead, under the simplified test approach, an entity should recognize an impairment charge for the amount by which the carrying amount exceeds the reporting unit's fair value; however, the loss recognized should not exceed the total amount of goodwill allocated to that reporting unit.

The amendments in ASU 2017-04 are effective for public entities for annual periods and interim periods within those annual periods beginning after December 15, 2019. Early adoption is permitted for interim or annual goodwill impairment tests performed on testing dates after January 1, 2017. We are currently evaluating the impact of ASU 2017-04.

Accounting Pronouncements Recently Adopted

ASU No. 2016-15, "Statement of Cash Flows (Topic 230), Classification of Certain Cash Receipts and Cash Payments"

In August 2016, the FASB issued ASU No. 2016-15, Statement of Cash Flows (Topic 230), Classification of Certain Cash Receipts and Cash Payments. ASU 2016-15 provides explicit guidance on accounting for eight specific cash flow issues with the objective of reducing diversity in practice, including debt prepayment or debt extinguishment costs, settlement of certain debt instruments, contingent consideration payments made after a business combination, proceeds from the settlement of insurance claims, proceeds from the settlement of corporate owned life insurance policies, distributions received from equity method investees, beneficial interests in securitization transactions and separately identifiable cash flows and application of the predominance principle.

The amendments in ASU 2016-15 are effective for public entities for fiscal years beginning after December 15, 2017, and interim periods within those fiscal years. Early adoption is permitted, including adoption in an interim period. During the third quarter of 2016, we adopted the standard on a retrospective basis for all periods presented. The adoption of ASU 2016-15 did not have a material impact on our financial position, results of operations, or cash flows.

ASU No. 2015-16, "Business Combinations (Topic 805): Simplifying the Accounting for Measurement-Period Adjustments"

In September 2015, the FASB issued ASU No. 2015-16, Business Combinations (Topic 805): Simplifying the Accounting for Measurement-Period Adjustments. ASU 2015-16 simplifies the accounting for measurement-period adjustments for provisional amounts recognized in a business combination by eliminating the requirement for an acquirer to retrospectively account for measurement-period adjustments. Under the updated guidance, the acquirer must recognize adjustments in the reporting period in which the adjustment amounts are determined and the effect on earnings as a result of the change to the provisional amounts must be calculated as if the accounting had been completed at the acquisition date.

The amendments in ASU 2015-16 were effective for public entities for annual periods and interim periods within those annual periods beginning after December 15, 2015. The adoption of ASU 2015-16 did not have a material impact on our financial position and results of operations.

ASU No. 2015-02, "Consolidation (Topic 810): Amendments to the Consolidation Analysis"

In February 2015, the FASB issued ASU No. 2015-02, Consolidation (Topic 810) - Amendments to the Consolidation Analysis. ASU 2015-02 changes the analysis that a reporting entity must perform to determine whether it should consolidate certain types of legal entities. ASU 2015-02 modifies the evaluation of whether limited partnerships and other similar legal entities are considered VIEs or voting interest entities, eliminates the presumption that a general partner should consolidate a limited partnership, and changes certain aspects of the consolidation analysis for reporting entities that are involved with VIEs, particularly for those with fee arrangements and related party relationships.

The amendments in ASU 2015-02 were effective for public entities for annual periods and interim periods within those annual periods beginning after December 15, 2015. The adoption of ASU 2015-02 did not have a material impact on our financial position and results of operations.

ASU No. 2014-12, "Compensation - Stock Compensation (Topic 718), Accounting for Share-Based Payments When the Terms of an Award Provide That a Performance Target Could Be Achieved after the Requisite Service Period"

In June 2014, the FASB issued ASU No. 2014-12, Compensation - Stock Compensation (Topic 718), Accounting for Share-Based Payments When the Terms of an Award Provide That a Performance Target Could Be Achieved after the Requisite Service Period. ASU 2014-12 provides explicit guidance on accounting for share-based payments requiring a specific performance target to be achieved in order for employees to become eligible to vest in the awards when that performance target may be achieved after the requisite service period for the award. The ASU requires that such performance targets be treated as a performance condition, and should not be reflected in the estimate of the grant-date fair value of the award. Instead, compensation cost should be recognized in the period in which it becomes probable that the performance target will be achieved.

ASU 2014-12 was effective for annual periods and interim periods within those annual periods beginning after December 15, 2015. The adoption of ASU 2014-12 did not have a material impact on our financial position and results of operations.

3. Variable Interest Entities

Prior to January 1, 2016, Pony Express was considered to be a VIE as TEP did not have the obligation to absorb expected losses from Pony Express as a result of the minimum quarterly preference payments as discussed in Note 4 – *Acquisitions*. In addition, for the period from our acquisition of the initial 33.3% membership interest effective September 1, 2014 to our acquisition of an additional 33.3% membership interest effective March 1, 2015, TEP, as the managing member of Pony Express, had voting rights disproportionate to its ownership interest. As a result, we determined that Pony Express was a VIE of which TEP was the primary beneficiary and consolidated Pony Express accordingly. As discussed in Note 2 – *Summary of Significant Accounting Policies*, in conjunction with our acquisition of an additional 31.3% membership interest effective January 1, 2016, Pony Express is no longer considered to be a VIE. We continue to consolidate our membership interest in Pony Express.

We have not provided any additional financial support to Pony Express other than our initial capital contribution of \$570 million and our pro rata portion of expansion capital projects as discussed below, and have no contractual commitments or obligations to provide additional financial support. To the extent the costs of construction of the Pony Express System, including the lateral in Northeast Colorado, exceed the \$270 million retained by Pony Express as discussed in Note 4 – *Acquisitions*, TD is obligated to fund the remaining costs. As of December 31, 2015, the costs to complete construction exceeded the amount retained, and as such TD continued to fund remaining costs associated with construction of the mainline and lateral in Northeast Colorado. Although TEP has no obligation to provide further financial support to Pony Express, expansion capital projects are funded by TEP and TD on a pro rata basis in accordance with the Pony Express LLC Agreement. Contributions from TEP to Pony Express to fund expansion capital projects totaled \$4.4 million for the year ended December 31, 2015.

The carrying amounts and classifications of the Pony Express assets and liabilities included in TEP's consolidated balance sheet at December 31, 2015 are as follows:

	December 31, 2015
Current assets	\$ 46,800
Noncurrent assets	1,391,906
Total assets.....	\$ 1,438,706
Current liabilities.....	\$ 51,349
Total liabilities	\$ 51,349

4. Acquisitions

TEP Acquisition of a 25% Membership Interest in Rockies Express Pipeline LLC

On May 6, 2016, TD assigned us its right to purchase a 25% membership interest in Rockies Express from a unit of Sempra U.S. Gas and Power ("Sempra") pursuant to the purchase agreement originally entered into between TD's wholly-owned subsidiary and Sempra in March 2016. Subsequently on May 6, 2016, we closed the purchase of a 25% membership interest in Rockies Express from Sempra pursuant to the purchase agreement for cash consideration of approximately \$436.0 million, after making the adjustments to the purchase price required by the purchase agreement. For additional information, see Note 9 – *Investments in Unconsolidated Affiliates*.

TEP Acquisitions of 98% of Pony Express

Effective September 1, 2014, TEP acquired a controlling 33.3% membership interest in Pony Express for total consideration of approximately \$600 million. At closing, Pony Express, TD, and TEP entered into the Second Amended Pony Express LLC Agreement, which set forth the relative rights of TD and TEP as the owners of Pony Express. Of the total consideration of \$600 million, TEP directly paid TD \$30 million, consisting of \$27 million in cash and 70,340 TEP common units with an aggregate fair value of approximately \$3 million, in exchange for the transfer by TD to TEP of a 1.9585% membership interest in Pony Express (computed before giving effect to the issuance of the new membership interest by Pony Express to TEP). TEP also contributed cash of \$570 million to Pony Express in exchange for a newly issued membership interest which, when combined with the membership interest transferred from TD and the parties' entry at closing into the Second Amended Pony Express LLC Agreement, constituted TEP's 33.3% membership interest in Pony Express, which represented 100% of the preferred membership units issued by Pony Express. Of the \$570 million cash consideration received by Pony Express, \$300 million was immediately distributed to TD at closing and \$270 million was retained by Pony Express to fund the estimated remaining costs of construction for the Pony Express System and the lateral in Northeast Colorado. The \$270 million cash balance was subsequently swept to TD under a cash management agreement between Pony Express and TD and was recorded as a related party loan which bears interest at TD's incremental borrowing rate. The related party loan was repaid in full in 2015.

The terms of TEP's first acquisition of a 33.3% membership interest in Pony Express provided TEP a minimum quarterly preference payment of \$16.65 million through the quarter ended September 30, 2015 (prorated to approximately \$5.4 million for the quarter ended September 30, 2014) with distributions thereafter shared in accordance with the terms of the Second Amended Pony Express LLC Agreement. At the effective date of that transaction, TEP determined that Pony Express was a VIE of which TEP was the primary beneficiary, and consolidated Pony Express accordingly. For additional discussion and disclosure, see Note 3 – *Variable Interest Entities*. The acquisition of the initial 33.3% membership interest in Pony Express represented a transaction between entities under common control and a change in reporting entity.

Effective March 1, 2015, TEP acquired an additional 33.3% membership interest in Pony Express for cash consideration of \$700 million. At closing, Pony Express, TD, and TEP entered into the Pony Express LLC Agreement, which sets forth the relative rights of TD and TEP as the owners of Pony Express. The terms of the transaction increased the minimum quarterly preference payment provided to TEP to \$36.65 million through the quarter ending December 31, 2015 (prorated to approximately \$23.5 million for the quarter ended March 31, 2015) with distributions thereafter shared in accordance with the terms of the Pony Express LLC Agreement.

Upon the effective date of the second acquisition, TEP reevaluated its VIE assessment and determined that Pony Express continued to be considered a VIE of which TEP is the primary beneficiary. The acquisition of the additional 33.3% membership interest in Pony Express represents a transaction between entities under common control and an acquisition of noncontrolling interests. As a result, financial information for periods prior to the transaction have not been recast to reflect the additional 33.3% membership interest. The transaction resulted in a deemed distribution to our general partner as discussed further in Note 12 – *Partnership Equity and Distributions*.

Effective January 1, 2016, TEP acquired an additional 31.3% membership interest in Pony Express in exchange for cash consideration of \$475 million and 6,518,000 TEP common units (valued at approximately \$268.6 million based on the December 31, 2015 closing price of our common units) issued to TD, for total consideration of approximately \$743.6 million. The transaction increased our aggregate membership interest in Pony Express to 98%. As part of the transaction, TD granted us an 18-month call option covering the newly issued 6,518,000 common units at a price of \$42.50. On the effective date of the acquisition, the call option was valued at \$46.0 million. As discussed in Note 10 – *Risk Management*, in July 2016 and October 2016, we partially exercised the option covering 3,563,146 and 1,251,760 of the common units, respectively. On February 1, 2017, we exercised the remainder of the call option covering an additional 1,703,094 common units, leaving no remaining common units subject to the call option as of such date. As a result of the partial exercises in 2016, TEP derecognized a portion of the derivative asset balance, recognizing approximately \$34.0 million through equity for year ended December 31, 2016, as discussed further in Note 12 – *Partnership Equity and Distributions*.

The acquisition of the additional 31.3% membership interest in Pony Express represents a transaction between entities under common control and an acquisition of noncontrolling interests. As a result, financial information for periods prior to the transaction has not been recast to reflect the additional 31.3% membership interest. The transaction resulted in a deemed distribution to our general partner as discussed further in Note 12 – *Partnership Equity and Distributions*.

Cash outflows to acquire an additional noncontrolling interest in Pony Express are classified as an investing activity in the accompanying consolidated statements of cash flows to the extent the consideration paid was used to directly fund the construction of the underlying assets by the noncontrolling member. Cash outflows to acquire an additional noncontrolling interest in excess of the cost to construct the underlying assets are classified as financing activities. For the year ended December 31, 2016, \$49.1 million of the \$475 million paid to acquire the additional 31.3% membership interest in Pony Express was classified as an investing activity and \$425.9 million was classified as a financing activity.

TEP Acquisition of BNN Western, LLC

On December 16, 2015, Whiting Oil and Gas Corporation ("Whiting"), Redtail, and BNN Western, LLC ("Western"), a newly formed Delaware limited liability company, entered into a definitive Transfer, Purchase and Sale Agreement, pursuant to which Redtail acquired 100% of the outstanding membership interests of Western from Whiting in exchange for total cash consideration of \$75 million. Western's assets consist of a fresh water delivery and storage system and produced water gathering and produced water disposal system, which together comprise 62 miles of pipeline along with associated fresh water ponds and disposal wells. As part of the transaction with Whiting, Whiting also executed a five-year fresh water service contract and a nine-year gathering and disposal contract, each of which commenced in December 2015.

At December 31, 2015, the assets acquired and liabilities assumed in the acquisition were recorded at provisional amounts based on the preliminary purchase price allocation. The \$75 million purchase price of the assets was allocated entirely to property, plant and equipment. No adjustments were made to these provisional amounts and the allocation of assets acquired and liabilities assumed in the acquisition was considered final as of September 30, 2016.

Unaudited pro forma revenue and net income attributable to partners for the years ended December 31, 2015 and 2014 is presented below as if the acquisition of Western had been completed on January 1, 2014:

	Year Ended December 31,	
	2015	2014
	(in thousands)	
Revenue	538,033	373,470
Net income attributable to partners	161,184	71,347

The pro forma financial information is not necessarily indicative of what the actual results of operations or financial position of TEP would have been if the transactions had in fact occurred on the date or for the period indicated, nor do they purport to project the results of operations or financial position of TEP for any future periods or as of any date. The pro forma financial information does not give effect to any cost savings, operating synergies, or revenue enhancements expected to result from the transactions or the costs to achieve these cost savings, operating synergies, and revenue enhancements. The pro forma revenue and net income includes adjustments to give effect to TEP's consolidated interest in the estimated results of operations of Western for the periods presented.

TEP Acquisition of Trailblazer

On April 1, 2014, TEP closed the acquisition of Trailblazer from a wholly owned subsidiary of TD for total consideration valued at approximately \$164 million, consisting of \$150 million in cash and the issuance of 385,140 common units (valued at approximately \$14 million based on the March 31, 2014 closing price of TEP's common units). On that same date, the general partner contributed additional capital in the amount of approximately \$263,000 in exchange for the issuance of 7,860 general partner units in order to maintain its 2% general partner interest. The acquisition of Trailblazer represents a change in reporting entity and a transaction between entities under common control. The excess purchase price over the net book value of Trailblazer's assets and liabilities was accounted for as a deemed distribution as discussed further in Note 12 – *Partnership Equity and Distributions*.

Formation of BNN Water Solutions, LLC

On November 26, 2013, TEP, through its wholly-owned subsidiary Tallgrass Energy Investments, LLC ("TEI"), entered into a joint venture agreement with BNN Energy LLC ("BNN") to form Grasslands Water Services I, LLC ("GWSI"), which subsequently built and began operating an intrastate fresh water pipeline in Colorado. TEP accounted for its 50% equity interest in GWSI as an equity method investment. On May 13, 2014, TEI entered into a contribution agreement with BNN and several other parties to form a new entity known as Water Solutions. Under the terms of the contribution agreement, TEI agreed to contribute its existing 50% interest in GWSI, along with \$7.6 million cash, in exchange for an 80% membership interest in Water Solutions. As part of the transaction, GWSI was renamed Redtail, became a subsidiary of Water Solutions, and issued preferred equity interests to TEI. Among the assets contributed by BNN and the other parties to the transaction were the other 50% interest in Redtail and a 100% equity interest in Alpha Reclaim Technology, LLC ("Alpha"), a company which sources treated wastewater from municipalities in Texas. Alpha is wholly-owned by Redtail.

Upon closing of the transaction, TEP obtained a controlling financial interest in Water Solutions and accordingly has accounted for the transaction as a step acquisition under ASC 805. On the acquisition date, TEP remeasured its previously held 50% equity interest in Redtail to its fair value of \$11.9 million, recognized a gain of \$9.4 million, and consolidated Water Solutions. The 20% equity interest in Water Solutions held by noncontrolling interests was recorded at its acquisition date fair value of \$1.4 million. The fair values of the previously held equity interest and the noncontrolling interest were determined using a discounted cash flow analysis. These fair value measurements are based on significant inputs that are not observable in the market and thus represent fair value measurements categorized within Level 3 of the fair value hierarchy under ASC 820.

At December 31, 2014, the assets acquired and liabilities assumed in the acquisition were recorded at provisional amounts based on the preliminary purchase price allocation. During the three months ended June 30, 2015, the preliminary purchase price allocation with respect to Water Solutions was finalized with no material adjustments.

On May 20, 2015, TEP acquired an additional 12% equity interest in Water Solutions from NR2, LLC for cash consideration of \$600,000, which was accounted for as an acquisition of noncontrolling interest. On July 1, 2016, TEP acquired the remaining 8% noncontrolling equity interest in Water Solutions and additional interests in certain of Water Solutions' subsidiaries from Regency Investments I, LLC and BSEG Water Group LLC for total cash consideration of \$6.0 million, which was accounted for as an acquisition of noncontrolling interest. Subsequent to the closing of the transaction, our aggregate membership interest in Water Solutions is 100%.

5. Related Party Transactions

As a result of our relationship with TD and its affiliates, we have entered into a number of related party transactions. The following disclosure includes those related party disclosures which are not otherwise disclosed in these notes to our consolidated financial statements.

We have no employees. Prior to our IPO, TD, through its wholly-owned subsidiary Tallgrass Operations, LLC ("Tallgrass Operations"), provided and charged us for direct and indirect costs of services provided to us or incurred on our behalf including employee labor costs, information technology services, employee health and retirement benefits, and all other expenses necessary or appropriate to the conduct of our business. We recorded these costs on the accrual basis in the period in which TD incurred them. On May 17, 2013, in connection with the closing of the IPO, TEP and its general partner entered into an Omnibus Agreement with TD and certain of its affiliates, including Tallgrass Operations (the "TEP Omnibus Agreement").

The TEP Omnibus Agreement provides that, among other things, TEP will reimburse TD and its affiliates for all expenses they incur and payments they make on TEP's behalf, including the costs of employee and director compensation and benefits as well as the cost of the provision of certain centralized corporate functions performed by TD, including legal, accounting, cash management, insurance administration and claims processing, risk management, health, safety and environmental, information technology and human resources in each case to the extent reasonably allocable to TEP.

Due to the cash management agreement discussed in Note 2 – *Summary of Significant Accounting Policies*, intercompany balances at the Predecessor Entities were periodically settled and treated as equity distributions prior to April 1, 2014 for Trailblazer and prior to September 1, 2014 for Pony Express. Balances lent to TD under the Pony Express cash management agreement effective September 1, 2014 are classified as related party receivables in the consolidated balance sheets. There was no interest income from TD recognized for the year ended December 31, 2016. During the years ended December 31, 2015 and 2014 we recognized interest income from TD of \$0.4 million and \$1.5 million, respectively, on the receivable balance under the Pony Express cash management agreement in effect through December 31, 2015.

Totals of transactions with affiliated companies, excluding transactions otherwise disclosed, are as follows:

	Year Ended December 31,		
	2016	2015	2014
	(in thousands)		
Cost of transportation services ⁽¹⁾	\$ 29,244	\$ 25,046	\$ —
Charges to TEP: ⁽²⁾			
Property, plant and equipment, net	\$ 2,741	\$ 4,320	\$ 17,936
Other deferred charges	\$ 44	\$ 7	\$ 27
Operation and maintenance.....	\$ 24,895	\$ 23,520	\$ 18,783
General and administrative	\$ 38,567	\$ 33,432	\$ 23,475

⁽¹⁾ Reflects rent expense for the crude oil storage at the Sterling and Deeprock Terminals. For more information, see Note 13 – *Commitments & Contingent Liabilities*.

⁽²⁾ Charges to TEP, inclusive of Pony Express, include directly charged wages and salaries, other compensation and benefits, and shared services.

Details of balances with affiliates included in "Receivable from related parties" and "Accounts payable to related parties" in the consolidated balance sheets are as follows:

	December 31, 2016	December 31, 2015
	(in thousands)	
Receivable from related parties:		
Rockies Express Pipeline LLC	\$ 560	\$ 15
Total receivable from related parties	\$ 560	\$ 15
Accounts payable to related parties:		
Tallgrass Operations, LLC.....	\$ 5,798	\$ 7,792
Tallgrass Equity, LLC.....	68	36
Deeprock Development, LLC.....	13	17
Rockies Express Pipeline LLC	—	7
Total accounts payable to related parties.....	\$ 5,879	\$ 7,852

Balances of gas imbalances with affiliated shippers are as follows:

	December 31, 2016	December 31, 2015
	(in thousands)	
Affiliate gas imbalance receivables	\$ 177	\$ 92
Affiliate gas imbalance payables	\$ —	\$ 227

Pursuant to the terms of a Purchase and Sale Agreement dated August 1, 2012, TD, through August 31, 2014, reimbursed TIGT for all costs TIGT incurred with respect to the Pony Express Abandonment, as defined in Note 17 – *Regulatory Matters*, including, but not limited to, development costs, capital costs and related interest costs associated with the construction of certain gas facilities necessary to maintain existing natural gas service on the TIGT System (the "Replacement Gas Facilities"). The Replacement Gas Facilities are required as part of the Pony Express Abandonment in order for TIGT to continue service to existing customers after having sold approximately 433 miles of natural gas pipeline, and associated rights of way and certain other equipment, to Pony Express in 2013. For more information, see Note 17 – *Regulatory Matters*. Any costs incurred by TIGT subsequent to August 31, 2014 are reimbursed directly by Pony Express.

TIGT's expenditures for the Replacement Gas Facilities are captured in "Prepayments and other current assets" in the consolidated balance sheets as they are incurred and interest is accrued until reimbursement takes place (which is typically monthly). During the year ended December 31, 2014 we received proceeds from TD of \$69.2 million and incurred expenditures of \$41.7 million. We recognized a contribution of \$27.5 million from TD in our consolidated statement of equity which represents the difference between the carrying amount of the Replacement Gas Facilities and the proceeds received from TD. At December 31, 2016 and 2015, TEP had not incurred any expenditures for the Replacement Gas Facilities that had not been reimbursed.

6. Inventory

The components of inventory at December 31, 2016 and 2015 consisted of the following:

	December 31, 2016	December 31, 2015
	(in thousands)	
Crude oil	\$ 5,180	\$ 2,661
Materials and supplies	6,377	8,581
Natural gas liquids	265	395
Gas in underground storage	983	2,156
Total inventory	<u>\$ 12,805</u>	<u>\$ 13,793</u>

7. Property, Plant and Equipment

A summary of net property, plant and equipment by classification is as follows:

	December 31, 2016	December 31, 2015
	(in thousands)	
Crude oil pipelines	\$ 1,202,125	\$ 1,172,684
Natural gas pipelines	572,150	550,710
Processing and treating assets	256,901	254,073
Water business assets	85,077	81,098
General and other	71,508	69,181
Construction work in progress	18,228	30,699
Accumulated depreciation and amortization	(193,726)	(133,427)
Total property, plant and equipment, net ⁽¹⁾	<u>\$ 2,012,263</u>	<u>\$ 2,025,018</u>

⁽¹⁾ Property, plant and equipment, net includes approximately \$435.9 million of assets at our regulated natural gas pipelines.

Depreciation expense was approximately \$81.9 million, \$75.5 million, and \$40.9 million for the years ended December 31, 2016, 2015, and 2014, respectively. Capitalized interest was approximately \$0.6 million, \$0.9 million, and \$1.2 million for the years ended December 31, 2016, 2015, and 2014, respectively.

Under a lease agreement effective October 3, 2015, Tallgrass Midstream, LLC ("TMID"), as lessor, leases capacity on an NGL pipeline that was constructed for a third party. Rental income was approximately \$3.2 million and \$0.8 million for the years ended December 31, 2016 and 2015, respectively, and was recorded as "Processing and other revenues" in the accompanying consolidated statements of income. Under a lease agreement initially effective November 13, 2012, TIGT, as lessor, leases a portion of its office space to a third party. Rental income was approximately \$0.8 million, \$0.8 million, and \$1.0 million for the years ended December 31, 2016, 2015, and 2014, respectively, and was recorded as "Other income, net" in the accompanying consolidated statements of income.

As of December 31, 2016, future minimum rental income under non-cancelable operating leases as the lessor were as follows (in thousands):

Year	Total
2017	\$ 3,967
2018	3,982
2019	3,997
2020	3,385
2021	3,180
Thereafter	11,934
Total.....	\$ 30,445

8. Goodwill and Other Intangible Assets

Reconciliation of Goodwill

There were no changes in goodwill for the years ended December 31, 2016 and 2015. The following table presents the carrying amount of goodwill by segment for the periods indicated:

	December 31, 2016	December 31, 2015
	(in thousands)	
Natural Gas Transportation & Logistics.....	\$ 255,558	\$ 255,558
Processing & Logistics	87,730	87,730
Total goodwill.....	\$ 343,288	\$ 343,288

Annual Goodwill Impairment Analysis

We did not elect to apply the qualitative assessment option during our 2016 annual goodwill impairment testing; instead we proceeded directly to the two-step quantitative test. In Step 1 of the two-step quantitative test, we compared the fair value of each reporting unit with its respective book value, including goodwill, by using an income approach based on a discounted cash flow analysis. For the purpose of goodwill impairment testing, goodwill was allocated to our reporting units based on the enterprise value of each reporting unit at the date of acquisition. The fair value of each reporting unit was determined on a stand-alone basis from the perspective of a market participant and included a sensitivity analysis of the impact of changes in various assumptions. This approach required us to make long-term forecasts of future operating results and various other assumptions and estimates, the most significant of which are gross margin, operating expenses, general and administrative expenses, long-term growth rates and the weighted average cost of capital. The fair value of the reporting units was determined using significant unobservable inputs, considered Level 3 under the fair value hierarchy in the Codification. For each reporting unit, the results of the Step 1 impairment analysis indicated no potential impairment as the fair value of the reporting units was greater than their respective book values. As a result, in accordance with the Codification guidance, Step 2 of the impairment analysis was not necessary as part of the annual impairment analysis in 2016.

Other Intangible Assets

A summary of amortized intangible assets is as follows:

	December 31, 2016	December 31, 2015
	(in thousands)	
Pony Express oil conversion use rights.....	\$ 105,973	\$ 105,973
Accumulated amortization	(12,451)	(9,427)
Intangible assets, net	<u>\$ 93,522</u>	<u>\$ 96,546</u>

Amortization of intangible assets was approximately \$3.0 million, \$8.0 million, and \$6.2 million for the years ended December 31, 2016, 2015, and 2014, respectively. As discussed in Note 2 – *Summary of Significant Accounting Policies*, the Redtail customer contract was fully amortized as of December 31, 2015.

Estimated future amortization for the intangible asset is as follows (in thousands):

Year	Total
2017	\$ 3,028
2018	3,028
2019	3,028
2020	3,028
2021	3,028
Thereafter	78,382
Total.....	<u>\$ 93,522</u>

9. Investments in Unconsolidated Affiliates

Rockies Express

Our investment in Rockies Express is recorded under the equity method of accounting and reported as "Unconsolidated investment" on our consolidated balance sheets. As of May 6, 2016, the difference between the fair value of our investment in Rockies Express of \$436.0 million and the book value of the underlying net assets of approximately \$840.7 million resulted in a negative basis difference of approximately \$404.7 million. The basis difference was allocated to property, plant and equipment and long-term debt based on their respective fair values at the date of acquisition. The amount of the basis difference allocated to property, plant and equipment is accreted over 35 years, which equates to the 2.86% composite depreciation rate utilized by Rockies Express to depreciate the underlying property, plant and equipment. The amount allocated to long-term debt is amortized over the remaining life of the various debt facilities. The basis difference at December 31, 2016 was allocated as follows:

	Basis Difference	Amortization Period
	(in thousands)	
Long-term debt.....	\$ 8,421	2 - 25 years
Property, plant and equipment.....	(404,046)	35 years
Total basis difference.....	<u>\$ (395,625)</u>	

During the period from May 6, 2016 to December 31, 2016, we recognized equity in earnings from Rockies Express of \$51.8 million, inclusive of the amortization of the negative basis difference discussed above, and received distributions from and made contributions to Rockies Express of \$75.9 million and \$50.0 million, respectively.

Summarized financial information for Rockies Express is as follows:

	December 31, 2016	
	(in thousands)	
Current assets	\$	195,698
Noncurrent assets	\$	6,079,292
Current liabilities.....	\$	188,139
Noncurrent liabilities.....	\$	2,656,836
Members' equity	\$	3,430,015
		Period from May 6, 2016 to December 31, 2016
Revenue.....	\$	421,324
Operating income.....	\$	190,050
Net income to Members.....	\$	170,562

GWSI

Our investment in GWSI, which owns a fresh water transportation pipeline, was initially recorded under the equity method of accounting as we had the ability to exercise significant influence, but not control, over this investment. There was \$0.7 million equity in earnings recognized for the year ended December 31, 2014. There was no equity in earnings recognized for the years ended December 31, 2015 and 2016. As discussed in Note 4 – *Acquisitions*, during the year ended December 31, 2014, TEP acquired a controlling interest in GWSI, which was subsequently renamed Redtail, and consolidated its investment in Redtail as of May 13, 2014 accordingly.

10. Risk Management

We occasionally enter into derivative contracts with third parties for the purpose of hedging exposures that accompany our normal business activities. Our normal business activities directly and indirectly expose us to risks associated with changes in the market price of crude oil and natural gas, among other commodities. For example, the risks associated with changes in the market price of crude oil and natural gas include, among others (i) pre-existing or anticipated physical crude oil and natural gas sales, (ii) natural gas purchases and (iii) natural gas system use and storage. We have elected not to apply hedge accounting and changes in the fair value of all derivative contracts are recorded in earnings in the period in which the change occurs.

Fair Value of Derivative Contracts

The following table summarizes the fair values of our derivative contracts included in the consolidated balance sheets:

	Balance Sheet Location	December 31, 2016		December 31, 2015	
		(in thousands)			
Call option derivative ⁽¹⁾	Current assets.....	\$	10,676	\$	—
Natural gas derivative contracts ⁽²⁾	Current assets.....	\$	291	\$	—
Natural gas derivative contracts ⁽²⁾	Current liabilities...	\$	116	\$	—
Crude oil derivative contract ⁽³⁾	Current liabilities...	\$	440	\$	—

⁽¹⁾ As discussed in Note 4 – *Acquisitions*, in conjunction with our acquisition of an additional 31.3% membership interest in Pony Express effective January 1, 2016, TD granted us an 18-month call option covering the 6,518,000 common units issued to TD. As of February 1, 2017, no common units remained subject to the call option.

⁽²⁾ As of December 31, 2016, the fair value shown for natural gas derivative contracts was comprised of derivative volumes for short and long natural gas fixed-price swaps totaling 0.3 Bcf and 0.4 Bcf, respectively. As of December 31, 2015, there were no natural gas derivative contracts outstanding.

⁽³⁾ As of December 31, 2016, the fair value shown for crude oil derivative contracts was comprised of derivative contracts representing the sale of 125,000 barrels throughout 2017. As of December 31, 2015, there were no crude oil derivative contracts outstanding.

Effect of Derivative Contracts in the Statements of Income

The following table summarizes the impact of derivative contracts for the years ended December 31, 2016, 2015 and 2014:

	Location of gain (loss) recognized in income on derivatives	Amount of gain (loss) recognized in income on derivatives		
		Year Ended December 31,		
		2016	2015	2014
(in thousands)				
<u>Derivatives not designated as hedging contracts:</u>				
Call option derivative	Unrealized loss on derivative instrument	\$ (1,291)	\$ —	\$ —
Natural gas derivative contracts..	Sales of natural gas, NGLs, and crude oil	\$ 74	\$ 427	\$ (410)
Crude oil derivative contract	Sales of natural gas, NGLs, and crude oil	\$ (40)	\$ —	\$ —

Exercise of Call Option

In July 2016 and October 2016, we partially exercised the call option granted by TD in January 2016 as discussed in Note 4 – *Acquisitions* covering 3,563,146 and 1,251,760 common units, respectively, for cash payments of \$151.4 million and \$53.2 million, respectively. On February 1, 2017, we exercised the remainder of the call option covering an additional 1,703,094 common units for a cash payment of \$72.4 million. These common units were deemed canceled upon the exercise of the call option and as of such exercise date were no longer issued and outstanding. As of February 1, 2017, no common units remained subject to the call option.

Credit Risk

We have counterparty credit risk as a result of our use of derivative contracts. Counterparties to our crude oil and natural gas derivatives consist of major financial institutions. This concentration of counterparties may impact our overall exposure to credit risk, either positively or negatively, in that the counterparties may be similarly affected by changes in economic, regulatory or other conditions. The counterparty to our call option derivative was TD.

Our over-the-counter swaps are entered into with counterparties outside central trading organizations such as futures, options or stock exchanges. These contracts are with financial institutions with investment grade credit ratings. While we enter into derivative transactions principally with investment grade counterparties and actively monitor their credit ratings, it is nevertheless possible that from time to time losses will result from counterparty credit risk in the future. As of December 31, 2016, the fair value of our crude oil and short natural gas derivative contracts were a liability, resulting in no credit exposure from TEP's counterparties as of that date. The maximum potential exposure to credit losses on our long natural gas derivative contract at December 31, 2016 was:

	Asset Position	
	(in thousands)	
Gross	\$	291
Netting agreement impact		(58)
Cash collateral held		—
Net Exposure	\$	233

As of December 31, 2016 and 2015, we did not have any outstanding letters of credit or cash in margin accounts in support of our hedging of commodity price risks associated with the sale of natural gas nor did we have any margin deposits with counterparties associated with natural gas contract positions.

Fair Value

Derivative assets and liabilities are measured and reported at fair value. Derivative contracts can be exchange-traded or over-the-counter ("OTC"). Exchange-traded derivative contracts typically fall within Level 1 of the fair value hierarchy if they are traded in an active market. We value exchange-traded derivative contracts using quoted market prices for identical securities.

OTC commodity derivatives are valued using models utilizing a variety of inputs including contractual terms and commodity and interest rate curves. The selection of a particular model and particular inputs to value an OTC derivative contract depends upon the contractual terms of the instrument as well as the availability of pricing information in the market. We use similar models to value similar instruments. For OTC derivative contracts that trade in liquid markets, such as generic forwards and swaps, model inputs can generally be verified and model selection does not involve significant management judgment. Such contracts are typically classified within Level 2 of the fair value hierarchy. The call option granted by TD is valued using a Black-Scholes option pricing model. Key inputs to the valuation model include the term of the option, risk free rate, the exercise price and current market price, expected volatility and expected distribution yield of the underlying units. The call option valuation is classified within Level 2 of the fair value hierarchy as the value is based on significant observable inputs.

Certain OTC derivative contracts trade in less liquid markets with limited pricing information; as such, the determination of fair value for these derivative contracts is inherently more difficult. Such contracts are classified within Level 3 of the fair value hierarchy. The valuations of these less liquid OTC derivatives are typically impacted by Level 1 and/or Level 2 inputs that can be observed in the market, as well as unobservable Level 3 inputs. Use of a different valuation model or different valuation input values could produce a significantly different estimate of fair value. However, derivative contracts valued using inputs unobservable in active markets are generally not material to our financial statements. When appropriate, valuations are adjusted for various factors including credit considerations. Such adjustments are generally based on available market evidence. In the absence of such evidence, management's best estimate is used.

The following table summarizes the fair value measurements of our derivative contracts as of December 31, 2016, based on the fair value hierarchy established by the Codification:

Asset Fair Value Measurements Using					
Total	Quoted prices in active markets for identical assets (Level 1)	Significant other observable inputs (Level 2)	Significant unobservable inputs (Level 3)		
(in thousands)					
As of December 31, 2016					
Call option derivative	\$ 10,676	\$ —	\$ 10,676	\$ —	
Natural gas derivative contracts	\$ 291	\$ —	\$ 291	\$ —	
Liability Fair Value Measurements Using					
Total	Quoted prices in active markets for identical assets (Level 1)	Significant other observable inputs (Level 2)	Significant unobservable inputs (Level 3)		
(in thousands)					
As of December 31, 2016					
Crude oil derivative contract	\$ 440	\$ —	\$ 440	\$ —	
Natural gas derivative contracts	\$ 116	\$ —	\$ 116	\$ —	

11. Long-term Debt

Long-term debt consisted of the following at December 31, 2016 and 2015:

	December 31, 2016	December 31, 2015
	(in thousands)	
Revolving credit facility.....	\$ 1,015,000	\$ 753,000
5.50% senior notes due September 15, 2024	400,000	—
Less: Deferred financing costs, net ⁽¹⁾	(7,019)	—
Total long-term debt, net.....	<u>\$ 1,407,981</u>	<u>\$ 753,000</u>

⁽¹⁾ Deferred financing costs, net as presented above relate solely to the 2024 Notes. Deferred financing costs associated with our revolving credit facility are presented in noncurrent assets on our consolidated balance sheets.

Senior Unsecured Notes

On September 1, 2016, TEP and Tallgrass Energy Finance Corp. (the "Co-Issuer" and together with TEP, the "Issuers"), the Guarantors named therein and U.S. Bank, National Association, as trustee, entered into an Indenture dated September 1, 2016 (the "Indenture"), pursuant to which the Issuers issued \$400 million in aggregate principal amount of 5.50% senior notes due 2024 (the "2024 Notes"). TEP used the net proceeds of the issuance to repay outstanding borrowings under its existing revolving credit facility.

The 2024 Notes are general unsecured senior obligations of the Issuers. The 2024 Notes are unconditionally guaranteed jointly and severally on a senior unsecured basis by TEP's existing direct and indirect wholly owned subsidiaries (other than the Co-Issuer) and certain of TEP's future subsidiaries (the "Guarantors"). The 2024 Notes rank equal in right of payment with all existing and future senior indebtedness of the Issuers, and senior in right of payment to any future subordinated indebtedness of the Issuers. The 2024 Notes will mature on September 15, 2024 and interest on the 2024 Notes is payable in cash semi-annually in arrears on each March 15 and September 15, commencing March 15, 2017. TEP may redeem the 2024 Notes prior to their scheduled maturity at the applicable redemption price set forth in the Indenture, plus accrued and unpaid interest.

The Indenture contains covenants that, among other things, limit TEP's ability and the ability of its restricted subsidiaries to: (i) incur, assume or guarantee additional indebtedness or issue preferred units; (ii) create liens to secure indebtedness; (iii) pay distributions on equity interests, repurchase equity securities or redeem subordinated securities; (iv) make investments; (v) restrict distributions, loans or other asset transfers from TEP's restricted subsidiaries; (vi) consolidate with or merge with or into, or sell substantially all of TEP's properties to, another person; (vii) sell or otherwise dispose of assets, including equity interests in subsidiaries; and (viii) enter into transactions with affiliates. As of December 31, 2016, we are in compliance with the covenants required under the 2024 Notes.

Revolving Credit Facility

On May 17, 2013, in connection with the IPO, TEP entered into a senior secured revolving credit facility with Barclays Bank PLC, as administrative agent, and a syndicate of lenders (as amended, "the Credit Agreement"), which will mature on May 17, 2018. As of December 31, 2016, the revolving credit facility has a total capacity of \$1.75 billion and includes a \$75 million sublimit for letters of credit and a \$60 million sublimit for swing line loans. The unused portion of the revolving credit facility is subject to a commitment fee, which ranges from 0.300% to 0.500%, based on our total leverage ratio. As of December 31, 2016, the weighted average interest rate on outstanding borrowings was 2.48%. During the year ended December 31, 2016, our weighted average effective interest rate, including the interest on outstanding borrowings, commitment fees, and amortization of deferred financing costs, was 2.75%.

The following table sets forth the available borrowing capacity under the revolving credit facility as of December 31, 2016 and 2015:

	December 31, 2016	December 31, 2015
	(in thousands)	
Total capacity under the revolving credit facility ⁽¹⁾	\$ 1,750,000	\$ 1,100,000
Less: Outstanding borrowings under the revolving credit facility ⁽²⁾	(1,015,000)	(753,000)
Available capacity under the revolving credit facility	<u>\$ 735,000</u>	<u>\$ 347,000</u>

⁽¹⁾ Effective January 4, 2016, in connection with the acquisition of an additional 31.3% membership interest in Pony Express, TEP exercised the committed accordion feature to increase the total capacity of the revolving credit facility to \$1.5 billion. In connection with the acquisition of a 25% membership interest in Rockies Express, TEP amended the revolving credit facility to increase the total capacity to \$1.75 billion, which increase became effective May 6, 2016.

⁽²⁾ As of February 3, 2017, our outstanding borrowings under the revolving credit facility were approximately \$1.130 billion.

The revolving credit facility contains various covenants and restrictive provisions that, among other things, limit or restrict our ability (as well as the ability of our restricted subsidiaries) to incur or guarantee additional debt, incur certain liens on assets, dispose of assets, make certain distributions (including distributions from available cash, if a default or event of default under the credit agreement then exists or would result from making such a distribution), change the nature of our business, engage in certain mergers or make certain investments and acquisitions, enter into non-arms-length transactions with affiliates and designate certain subsidiaries as "Unrestricted Subsidiaries." In addition, we are required to maintain a consolidated leverage ratio of not more than 4.75 to 1.00 (which will be increased to 5.25 to 1.00 for certain measurement periods following the consummation of certain acquisitions) and a consolidated interest coverage ratio of not less than 2.50 to 1.00. As of December 31, 2016, we are in compliance with the covenants required under the revolving credit facility.

Fair Value

The following table sets forth the carrying amount and fair value of our long-term debt, which is not measured at fair value in the consolidated balance sheets as of December 31, 2016 and 2015, but for which fair value is disclosed:

	Fair Value			Total	Carrying Amount
	Quoted prices in active markets for identical assets (Level 1)	Significant other observable inputs (Level 2)	Significant unobservable inputs (Level 3)		
	(in thousands)				
As of December 31, 2016:					
Revolving credit facility.....	\$ —	\$ 1,015,000	\$ —	\$ 1,015,000	\$ 1,015,000
2024 Notes.....	\$ —	\$ 398,000	\$ —	\$ 398,000	\$ 392,981
As of December 31, 2015:					
Revolving credit facility.....	\$ —	\$ 753,000	\$ —	\$ 753,000	\$ 753,000

The long-term debt borrowed under the revolving credit facility is carried at amortized cost. As of December 31, 2016 and 2015, the fair value of borrowings under the revolving credit facility approximates the carrying amount of the borrowings using a discounted cash flow analysis. The 2024 Notes are carried at amortized cost, net of deferred financing costs. The estimated fair value of the 2024 Notes is based upon quoted market prices adjusted for illiquid markets.

We are not aware of any factors that would significantly affect the estimated fair value subsequent to December 31, 2016.

12. Partnership Equity and Distributions

Equity Distribution Agreements

On October 31, 2014, we entered into an equity distribution agreement pursuant to which we may sell from time to time through a group of managers, as our sales agents, common units representing limited partner interests having an aggregate offering price of up to \$200 million. On May 13, 2015, the amount was subsequently amended to \$100.2 million in order to account for follow-on equity offerings under our S-3 shelf registration statement. On May 17, 2016, we entered into a new equity distribution agreement allowing for the sale of common units with an aggregate offering price of up to \$657.5 million. Sales of common units, if any, will be made by means of ordinary brokers' transactions, to or through a market maker or directly on or through an electronic

communication network, a "dark pool" or any similar market venue, or as otherwise agreed by the Partnership and one or more of the managers. We intend to use the net cash proceeds from any sale of the units for general partnership purposes, which may include, among other things, the Partnership's exercise of the call option with respect to the 6,518,000 common units issued to TD in connection with the Partnership's acquisition of an additional 31.3% of Pony Express in January 2016, repayment or refinancing of debt, funding for acquisitions, capital expenditures and additions to working capital.

During the year ended December 31, 2016, we issued and sold 7,696,708 common units with a weighted average sales price of \$44.46 per unit under our equity distribution agreements for net cash proceeds of approximately \$337.7 million (net of approximately \$4.5 million in commissions and professional service expenses). During the period from January 1, 2017 to February 15, 2017, we issued and sold an additional 2,075,546 common units with a weighted average sales price of \$48.19 per unit under our equity distribution agreements for net cash proceeds of approximately \$99.0 million (net of approximately \$1.0 million in commissions and professional service expenses). We used the net cash proceeds for general partnership purposes as described above.

During the year ended December 31, 2015, we issued and sold 65,744 common units with a weighted average sales price of \$45.58 per unit under our equity distribution agreement for net cash proceeds of approximately \$3.0 million (net of approximately \$30,000 in commissions and professional service expenses). We used the net cash proceeds for general partnership purposes as described above.

During the year ended December 31, 2014, we issued and sold 28,625 common units with a weighted average sales price of \$44.20 per unit under our equity distribution agreements for net cash proceeds of approximately \$1.1 million (net of approximately \$215,000 in commissions and professional service expenses). We used the net cash proceeds for general partnership purposes as described above.

Private Placement

On April 28, 2016, we issued an aggregate of 2,416,987 common units for net cash proceeds of \$90 million in a private placement transaction to certain funds managed by Tortoise Capital Advisors, L.L.C. The units were subsequently registered pursuant to our Form S-3/A (File No. 333-210976) filed with the SEC on May 6, 2016, which became effective May 17, 2016.

Repurchase of Common Units Owned by TD

Following an offer received from TD with respect to common units owned by TD not subject to the call option, we repurchased 736,262 common units from TD at an aggregate price of approximately \$35.3 million, or \$47.99 per common unit, on February 1, 2017, which was approved by the conflicts committee of the board of directors of our general partner. These common units were deemed canceled upon our purchase and as of such transaction date were no longer issued and outstanding.

Tallgrass Development Purchase Program

On February 17, 2016, TEP and Tallgrass Energy GP, LP ("TEGP") announced that the Board of Directors of Tallgrass Energy Holdings, LLC, the sole member of TEGP's general partner and the general partner of TD, has authorized an equity purchase program under which TD may initially purchase up to an aggregate of \$100 million of the outstanding Class A shares of TEGP or the outstanding common units of TEP. TD may purchase Class A shares or Common Units from time to time on the open market or in negotiated purchases. The timing and amounts of any such purchases will be subject to market conditions and other factors, and will be in accordance with applicable securities laws and other legal requirements. The purchase plan does not obligate TD to acquire any specific number of Class A shares or Common Units and may be discontinued at any time. No purchases were made under this program during the year ended December 31, 2016.

Public Offerings

On February 27, 2015, we sold 10,000,000 common units representing limited partner interests in an underwritten public offering at a price of \$50.82 per unit, or \$49.29 per unit net of the underwriter's discount, for net proceeds of approximately \$492.4 million after deducting the underwriter's discount and offering expenses. We used the net proceeds from the offering to fund a portion of the consideration for the acquisition of an additional 33.3% membership interest in Pony Express as discussed in Note 4 – *Acquisitions*. Pursuant to the underwriters' option to purchase additional units, we sold an additional 1,200,000 common units representing limited partner interests to the underwriters at a price of \$50.82 per unit, or \$49.29 per unit net of the underwriter's discount, for net proceeds of approximately \$59.3 million after deducting the underwriter's discount and offering expenses. We used the net proceeds from this additional purchase of common units to reduce borrowings under our revolving credit facility, a portion of which were used to fund the March 2015 acquisition of an additional 33.3% membership interest in Pony Express as discussed in Note 4 – *Acquisitions*.

On July 25, 2014, we sold 8,050,000 common units representing limited partner interests in an underwritten public offering at a price of \$41.07 per unit, or \$39.74 per unit net of the underwriter's discount, for net proceeds of approximately \$319.3 million after deducting the underwriter's discount and offering expenses. We used the net proceeds from the offering to fund a portion of the consideration for the acquisition of the initial 33.3% membership interest in Pony Express as discussed in Note 4 – *Acquisitions*.

Distributions to Holders of Common Units, General Partner Units and Incentive Distribution Rights

Our partnership agreement requires us to distribute our available cash, as defined in the partnership agreement, to unitholders of record on the applicable record date within 45 days after the end of each quarter. Our partnership agreement provides that available cash, each quarter, is first distributed to the common unitholders and the general partner on a pro rata basis until each common unitholder has received \$0.2875 per unit, which amount is defined in our partnership agreement as the minimum quarterly distribution ("MQD").

The following table shows the distributions for the periods indicated:

Three Months Ended	Date Paid	Limited Partner Common and Subordinated Units	Distributions		Total	Distribution per Limited Partner Common and Subordinated Unit
			Incentive Distribution Rights	General Partner Units		
(in thousands, except per unit amounts)						
December 31, 2016....	February 14, 2017.....	\$ 58,793	\$ 28,358	\$ 1,008	\$ 88,159	\$ 0.8150
September 30, 2016...	November 14, 2016	57,332	26,987	976	85,295	0.7950
June 30, 2016.....	August 12, 2016.....	54,442	24,262	911	79,615	0.7550
March 31, 2016.....	May 13, 2016.....	48,238	19,816	830	68,884	0.7050
December 31, 2015....	February 12, 2016.....	42,984	15,332	724	59,040	0.6400
September 30, 2015...	November 13, 2015	36,347	11,567	660	48,574	0.6000
June 30, 2015.....	August 14, 2015.....	35,135	10,418	627	46,180	0.5800
March 31, 2015.....	May 14, 2015.....	31,322	6,934	530	38,786	0.5200
December 31, 2014....	February 13, 2015.....	23,782	4,039	473	28,294	0.4850
September 30, 2014...	November 14, 2014	20,092	1,208	363	21,663	0.4100
June 30, 2014.....	August 14, 2014.....	18,596	758	330	19,684	0.3800
March 31, 2014.....	May 14, 2014.....	13,288	126	274	13,688	0.3250

Subordinated Units

Under the terms of TEP's partnership agreement and upon the payment of the quarterly cash distribution to unitholders on February 13, 2015, the subordination period ended. As a result, the 16,200,000 subordinated units then held by TD converted into common units on a one for one basis on February 17, 2015.

General Partner Units

As of December 31, 2016, the general partner owns an approximate 1.14% general partner interest in TEP, represented by 834,391 general partner units. Under TEP's partnership agreement, the general partner may at any time, but is under no obligation to, contribute additional capital to TEP in order to maintain or attain a 2% general partner interest.

Incentive Distribution Rights

The general partner also owns all of the IDRs. IDRs represent the right to receive an increasing percentage (13%, 23% and 48%) of quarterly distributions of available cash from operating surplus after the MQD and each target distribution level has been achieved. The general partner may transfer these rights separately from its general partner interest, subject to restrictions in our partnership agreement.

The following discussion related to incentive distributions assumes that our general partner holds a 2% general partner interest and continues to own all of the IDRs.

If for any quarter:

- We have distributed available cash from operating surplus to all of the common unitholders (and during the subordination period, to the subordinated unitholders) in an amount equal to the MQD for each outstanding unit for such quarter; and
- We have distributed available cash from operating surplus on outstanding common units in an amount necessary to eliminate any cumulative arrearages in the payment of the MQD to common unitholders;

then, we will distribute additional available cash from operating surplus for that quarter among the unitholders and the general partner in the following manner:

- *first*, 98% to all unitholders, pro rata, and 2% to our general partner, until each unitholder receives a total of \$0.3048 per unit for that quarter (the "first target distribution");
- *second*, 85% to all unitholders, pro rata, and 15% to our general partner, until each unitholder receives a total of \$0.3536 per unit for that quarter (the "second target distribution");
- *third*, 75% to all unitholders, pro rata, and 25% to our general partner, until each unitholder receives a total of \$0.4313 per unit for that quarter (the "third target distribution"); and
- *thereafter*, 50% to all unitholders, pro rata, and 50% to our general partner.

Definition of Available Cash

Available cash generally means, for any quarter, all cash and cash equivalents on hand at the end of that quarter:

- *less* the amount of cash reserves established by our general partner to:
 - provide for the proper conduct of our business (including reserves for future capital expenditures, for anticipated future credit needs subsequent to that quarter, for legal matters and for refunds of collected rates reasonably likely to be refunded as a result of a settlement or hearing related to FERC rate proceedings);
 - comply with applicable law or regulation, or any of our debt instruments or other agreements; or
 - provide funds for distributions to unitholders and to our general partner for any one or more of the next four quarters (provided that our general partner may not establish cash reserves for distributions if the effect of the establishment of such reserves will prevent us from distributing the MQD on all common units and any cumulative arrearages on such common units for the current quarter);
- *plus*, if our general partner so determines, all or any portion of the cash on hand on the date of distribution of available cash for the quarter, including cash on hand resulting from working capital borrowings made subsequent to the end of such quarter.

Other Contributions and Distributions

During the year ended December 31, 2016, TEP was deemed to have made noncash capital distributions of \$280.0 million and \$34.0 million to the general partner, which represent the excess purchase price over the carrying value of the additional 31.3% membership interest in Pony Express acquired effective January 1, 2016 and the derecognition of a portion of the derivative asset associated with the partial exercise of the call option, respectively. See Note 4 – *Acquisitions* for additional information regarding these transactions. During the year ended December 31, 2016, TEP also received contributions of \$17.9 million from TD to indemnify TEP for costs associated with Trailblazer's Pipeline Integrity Management Program, as discussed in Note 18 – *Legal and Environmental Matters*, and recognized contributions from and distributions to noncontrolling interests of \$9.3 million, and \$6.5 million, respectively, which primarily consisted of activity associated with TD's 2% noncontrolling interest in Pony Express.

During the year ended December 31, 2015, TEP was deemed to have made a noncash capital distribution of \$324.3 million to the general partner, which represents the excess purchase price over the carrying value of the additional 33.3% membership interest in Pony Express acquired effective March 1, 2015. See Note 4 – *Acquisitions* for additional information regarding the transaction. We also recognized contributions from noncontrolling interests of \$110.1 million, which consisted primarily of contributions from TD to Pony Express to fund construction of the lateral in Northeast Colorado, and distributions to noncontrolling interests of \$69.5 million, which consisted primarily of distributions from Pony Express to TD.

During the year ended December 31, 2014, we received net contributions of \$312.1 million, \$27.5 million, and \$5.4 million from the Predecessor Entities, TD, and noncontrolling interests, respectively. Net contributions of 312.1 million from the Predecessor Entities is composed of net contributions of \$612.1 million relating to the cash management agreements with TD, as well as a cash distribution of \$300 million of the proceeds from the issuance of the preferred membership interest to TEP from Pony Express to TD pursuant to the Pony Express Contribution and Sale Agreement. As discussed in Note 2 – *Summary of Significant Accounting Policies*, prior to April 1, 2014 for Trailblazer and prior to September 1, 2014 for Pony Express, the net amount of transfers for loans made each day through the centralized cash management system with TD, less reimbursement payments under the agency agreement described in Note 5 – *Related Party Transactions*, was recognized as net equity contributions or distributions during that time period. There were no equity contributions or distributions made to TD subsequent to Trailblazer's acquisition by TEP on April 1, 2014 or the acquisition of Pony Express effective September 1, 2014. The 27.5 million contribution from TD represents the difference between the carrying amount of the Replacement Gas Facilities and the proceeds received from TD, as discussed in Note 5 – *Related Party Transactions*. The \$5.4 million contribution from noncontrolling interests represents the cash contributed to Pony Express from TD to fund the quarterly preference payment to TEP as discussed in Note 4 – *Acquisitions*. During the year ended December 31, 2014, Pony Express made a distribution of \$5.4 million to TD, which was settled via the Pony Express cash management agreement.

During the year ended December 31, 2014, TEP was deemed to have made a noncash, net capital distribution of \$72.9 million to the general partner, which represents the excess purchase price over the carrying value of the Trailblazer net assets acquired on April 1, 2014. Also during the year ended December 31, 2014, TEP was deemed to have made a capital distribution of \$8.7 million to the general partner, which represents the excess purchase price, consisting of \$27 million in cash and limited partner common units valued at \$3.0 million issued directly to TD, over the net book value of the 1.9585% membership interest in Pony Express transferred from TD to TEP in accordance with the Pony Express Contribution and Sale Agreement. See Note 4 – *Acquisitions* for additional information regarding the Trailblazer and Pony Express acquisitions.

13. Commitments & Contingent Liabilities

Leases

Rent expense under operating leases and right of way agreements totaled approximately \$30.1 million, \$25.8 million, and \$4.7 million for the years ended December 31, 2016, 2015, and 2014, respectively.

At December 31, 2016, future minimum rental commitments under major, non-cancelable operating leases were as follows (in thousands):

Year	Total
2017	\$ 28,377
2018	28,788
2019	29,328
2020	29,959
2021	30,374
Thereafter	448,853
Total.....	<u>\$ 595,679</u>

Operating leases and service contracts consist of leases for crude oil storage as well as office space and equipment.

Pony Express entered into a lease agreement with Deeprock on November 7, 2012 for the use by Pony Express of storage capacity at the Deeprock tank storage facility near Cushing, Oklahoma. The lease has a five-year term which commenced on October 7, 2014. Pony Express made upfront payments totaling \$10.9 million, of which \$4.6 million was paid in 2013 and \$6.3 million was paid in 2014. The upfront payments are recorded as "Deferred charges and other assets" on the accompanying consolidated balance sheets and will be amortized over the lease term. Pony Express has the right to extend the term of the lease for additional periods of five or two years, not to exceed a total of 20 years from when the lease commences. Future minimum rental commitments in the table above assume renewal of the Deeprock lease for the full 20-year term as the storage capacity at Deeprock is integral to the operations of the Pony Express System and renewal of the lease is reasonably assured as a result.

On August 26, 2014, Pony Express entered into a lease agreement with Sterling for the use by Pony Express of storage capacity at the Sterling tank storage facility in northeast Colorado. The lease has a five-year term which commenced on May 1, 2015. Pony Express has the right to extend the term of the lease for additional periods of five years, not to exceed a total of 20 years from the commencement of the lease agreement. Future minimum rental commitments in the table above assume renewal of the Sterling lease for the full 20-year term as the storage capacity at Sterling is integral to the operations of the lateral in Northeast Colorado and renewal of the lease is reasonably assured as a result. As discussed in Note 21 – *Subsequent Events*, effective January 1, 2017 we acquired 100% of the issued and outstanding membership interests in Tallgrass Terminals, LLC ("Terminals"), which owns the Sterling Terminal.

Capital Expenditures

We had committed approximately \$6.5 million for the future purchase of property, plant and equipment at December 31, 2016.

Other Purchase Obligations

Other purchase obligations primarily represent costs associated with Western's freshwater delivery and produced water gathering and disposal systems acquired in December 2015. Actual costs associated with these contracts totaled approximately \$1.4 million and \$4,000 for the years ended December 31, 2016 and 2015, respectively.

At December 31, 2016, future minimum commitments under long-term, non-cancelable contracts for other purchase obligations were as follows (in thousands):

Year	Total
2017	\$ 1,843
2018	1,843
2019	1,858
2020	1,858
2021	27
Thereafter	69
Total.....	<u>\$ 7,498</u>

14. Net Income per Limited Partner Unit

The Partnership's net income is allocated to the general partner and the limited partners, including the holders of the subordinated units, in accordance with their respective ownership percentages, after giving effect to incentive distributions paid to the general partner. Basic and diluted net income per limited partner unit is calculated by dividing limited partners' interest in net income, less general partner incentive distributions, by the weighted average number of outstanding limited partner units during the period. As discussed in Note 12 – *Partnership Equity and Distributions*, the subordinated units were converted to common units effective February 17, 2015.

We compute earnings per unit using the two-class method for Master Limited Partnerships as prescribed in the FASB guidance. The two-class method requires that securities that meet the definition of a participating security be considered for inclusion in the computation of basic earnings per unit. Under the two-class method, earnings per unit is calculated as if all of the earnings for the period were distributed under the terms of the partnership agreement, regardless of whether the general partner has discretion over the amount of distributions to be made in any particular period, whether those earnings would actually be distributed during a particular period from an economic or practical perspective, or whether the general partner has other legal or contractual limitations on its ability to pay distributions that would prevent it from distributing all of the earnings for a particular period.

We calculate net income available to limited partners based on the distributions pertaining to the current period's net income. After adjusting for the appropriate period's distributions, the remaining undistributed earnings or excess distributions over earnings, if any, are allocated to the general partner and limited partners in accordance with the contractual terms of the partnership agreement and as further prescribed in the FASB guidance under the two-class method.

The two-class method does not impact our overall net income or other financial results; however, in periods in which aggregate net income exceeds our aggregate distributions for such period, it will have the impact of reducing net income per limited partner unit. This result occurs as a larger portion of our aggregate earnings, as if distributed, is allocated to the incentive distribution rights (which are currently held by our general partner), even though we make distributions on the basis of available cash and not earnings. In periods in which our aggregate net income does not exceed our aggregate distributions for such period, the two-class method does not have any impact on our calculation of earnings per limited partner unit.

Basic earnings per unit is computed by dividing net earnings attributable to unitholders by the weighted average number of units outstanding during each period. Diluted earnings per unit reflects the potential dilution of common equivalent units that could occur if equity participation units are converted into common units.

All net income or loss from Trailblazer prior to its acquisition on April 1, 2014 and Pony Express prior to its acquisition effective September 1, 2014 is allocated to predecessor operations in the table below. Historical earnings of transferred businesses for periods prior to the date of those common control drop-down transactions are solely those of the general partner, and therefore we have appropriately excluded any allocation to the limited partner units when determining net income available to common and subordinated unitholders. We present the financial results of any transferred business prior to the drop down transaction date in the line item "Predecessor operations interest in net income" in the table below.

The following table illustrates the Partnership's calculation of net income per common and subordinated unit for the years ended December 31, 2016, 2015 and 2014:

	Year Ended December 31, 2016	Year Ended December 31, 2015	Year Ended December 31, 2014
	(in thousands, except per unit amounts)		
Net income	\$ 267,894	\$ 184,814	\$ 59,329
Net (income) loss attributable to noncontrolling interests ..	(4,365)	(24,268)	11,352
Net income attributable to partners	263,529	160,546	70,681
Predecessor operations interest in net income	—	—	(1,508)
General partner interest in net income	(102,465)	(46,478)	(7,399)
Net income available to common and subordinated unitholders	\$ 161,064	\$ 114,068	\$ 61,774
Basic net income per common and subordinated unit	\$ 2.26	\$ 1.95	\$ 1.39
Diluted net income per common and subordinated unit	\$ 2.23	\$ 1.91	\$ 1.36
Basic average number of common and subordinated units outstanding	71,150	58,597	44,346
Equity Participation Unit equivalent units	957	978	1,048
Diluted average number of common and subordinated units outstanding	72,107	59,575	45,394

15. Major Customers and Concentration of Credit Risk

During the year ended December 31, 2016 two non-affiliated customers, Continental Resources, Inc. ("Continental Resources") and Shell Trading (US) Company ("Shell"), accounted for \$97.8 million (16%) and \$76.2 million (13%) of our total operating revenues, respectively. During the year ended December 31, 2015 two non-affiliated customers, Continental Resources and Shell, accounted for \$84.5 million (16%) and \$78.6 million (15%) of our total operating revenues, respectively. In 2016 and 2015, revenues from Continental Resources were earned in our Crude Oil Transportation & Logistics segment, while revenues from Shell were earned in our Crude Oil Transportation & Logistics, Processing & Logistics, and Natural Gas Transportation & Logistics segments. During the year ended December 31, 2014 one non-affiliated customer, Phillips 66, accounted for \$113.6 million (31%) of our total operating revenues. All of the Phillips 66 revenues were earned in our Processing & Logistics segment.

For the year ended December 31, 2016, the percentage of segment revenues from the top ten non-affiliated customers for each segment was as follows:

	Percentage of Segment Revenue
Crude Oil Transportation & Logistics.....	95%
Natural Gas Transportation & Logistics	58%
Processing & Logistics.....	91%

We attempt to mitigate credit risk by seeking collateral or financial guarantees and letters of credit from customers with specific credit concerns. In support of credit extended to certain customers, we had received prepayments of \$4.9 million and \$4.7 million at December 31, 2016 and 2015, respectively, included in the caption "Other current liabilities" in the accompanying consolidated balance sheets.

16. Equity-Based Compensation

Long-term Incentive Plan

Effective May 13, 2013, the general partner adopted a Long-term Incentive Plan ("LTIP") pursuant to which awards in the form of unrestricted units, restricted units, equity participation units, options, unit appreciation rights or distribution equivalent rights may be granted to employees, consultants, and directors of the general partner and its affiliates who perform services for or on behalf of TEP or its affiliates, including TD. Vesting and forfeiture requirements are at the discretion of the board of directors of the general partner (the "Board") and can be delegated to a committee of the Board.

The LTIP limits the number of units that may be delivered pursuant to vested awards to 10,000,000 common units. Common units canceled, forfeited or withheld to satisfy exercise prices or tax withholding obligations will be available for delivery pursuant to other awards. The plan is administered by the Board or a committee thereof, which is referred to as the plan administrator.

The Board may generally terminate or amend the LTIP at any time with respect to any units for which a grant has not yet been made. The Board also has the right to alter or amend the LTIP or any part of the plan from time to time, including increasing the number of units that may be granted subject to the requirements of the exchange upon which the common units are listed at that time. However, no change in any outstanding grant may be made that would materially reduce the rights or benefits of the participant without the consent of the participant. The LTIP will expire on the earliest of (i) the date common units are no longer available under the plan for grants, (ii) termination of the plan by the Board or (iii) May 13, 2023.

Equity Participation Units

On June 26, 2013, TEP's general partner approved the grant of up to 1.5 million equity participation units ("EPUs") for issuance to employees and 177,500 EPUs to certain Section 16 officers under the LTIP. The EPU grants under the LTIP are measured at their grant date fair value. The EPUs granted are non-participating with respect to distributions, therefore the grant date fair value is discounted from the grant date fair value of TEP's common units for the present value of the expected future distributions during the vesting period. Total equity-based compensation cost related to the EPU grants was approximately \$7.9 million, \$9.3 million, and \$10.2 million for the years ended December 31, 2016, 2015, and 2014, respectively. Of the total compensation cost, \$5.8 million, \$5.1 million, and \$5.1 million for the years ended December 31, 2016, 2015, and 2014, respectively, were recognized as compensation expense at TEP and the remainder was allocated to TD. As of December 31, 2016, \$12.0 million of total compensation cost related to non-vested EPUs is expected to be recognized over a weighted average period of 2.2 years, a portion of which will be charged to TD.

The following table summarizes the changes in the EPUs outstanding for the years ended December 31, 2016, 2015 and 2014:

	Equity Participation Units	Weighted Average Grant Date Fair Value
Outstanding at December 31, 2013	1,474,250	\$ 17.54
Granted	147,500	30.23
Forfeited.....	(96,000)	(17.83)
Outstanding at December 31, 2014	1,525,750	18.75
Granted	338,591	40.01
Vested ⁽¹⁾	(480,555)	(19.39)
Forfeited.....	(58,825)	(16.98)
Outstanding at December 31, 2015	1,324,961	24.11
Granted.....	94,750	35.12
Vested ⁽¹⁾	(35,998)	(23.74)
Forfeited	(43,829)	(20.08)
Outstanding at December 31, 2016	1,339,884	\$ 24.92

⁽¹⁾ During the years ended December 31, 2016 and 2015, approximately 24,933 and 344,383 common units (net of tax withholding of approximately 11,065 and 136,172 common units) were issued in connection with the settlement of vested awards, respectively.

17. Regulatory Matters

There are currently no proceedings challenging the currently effective transportation rates of Pony Express, Rockies Express, Tallgrass Interstate Gas Transmission, LLC ("TIGT") or Trailblazer Pipeline Company LLC ("Trailblazer"). Regulators, as well as shippers, do have rights, under circumstances prescribed by applicable law, to challenge the rates that we charge at our regulated entities. Further, applicable law governing service by Pony Express allows parties having standing to file complaints in regard to existing tariff rates and provisions. If the complaint is not resolved, the FERC may conduct a hearing and order a crude oil pipeline like the Pony Express System to make reparations going back for up to two years prior to the date on which a complaint was filed if a rate is found to be unjust and unreasonable. We can provide no assurance that current rates will remain unchallenged. Any successful challenge could have a material, adverse effect on our future earnings and cash flows.

Pony Express

On September 19, 2014 Pony Express filed with the FERC to adopt a tariff for initial local non-contract rates as well as initial Rules and Regulations in accordance with the Interstate Commerce Act to be effective starting on October 1, 2014. Local Contract Tariff rates were filed with the FERC on October 29, 2014 to be effective starting November 1, 2014. Joint Contract Tariff rates for oil received into the Pony Express pipeline system from the Belle Fourche Pipeline were filed on October 16, 2014 to be effective starting November 1, 2014. Joint Contract Tariff rates for oil received into the Pony Express System from Hiland Pipeline Company were filed on February 27, 2015 and effective April 1, 2015.

On May 18, 2015, Pony Express filed with the FERC to implement tariff contract rates for Pony Express' newly constructed lateral in Northeast Colorado effective June 1, 2015.

On May 29, 2015, tariff filings were made with the FERC in Docket No. IS15-492-000 to increase the Pony Express local contract rates for service from the Guernsey origin, and for local non-contract rates from all origins, by amounts reflecting the FERC annual index adjustment of approximately 4.6% effective July 1, 2015. A tariff filing was also made in Docket No. IS15-493-000 on that date to increase joint tariff contract rates for service on Pony Express by approximately 4.6% effective July 1, 2015.

On October 29, 2015, Pony Express made a tariff filing with the FERC in Docket No. IS16-42-000 to increase the contract rates under its Local Pipeline Tariff for transportation from receipt points on its lateral in Northeast Colorado to various delivery points in Oklahoma, by an amount reflecting the most recent FERC annual index adjustment of approximately 4.6% effective December 1, 2015.

On May 25, 2016, Pony Express made a tariff filing with the FERC in Docket No. IS16-326-000 to update its non-contract rates under its Local Pipeline Tariff for local non-contract rates from all origins, by an amount reflecting the most recent FERC annual index adjustment of approximately 0.9799 effective July 1, 2016, which resulted in a reduction of the Pony Express non-contract rates of 2.01%.

Rockies Express

Petition for Declaratory Order – FERC Docket No. RP13-969-000

In June 2013, in Docket No. RP13-969-000, Rockies Express filed with the FERC a Petition for Declaratory Order which sought a ruling that the "most favored nations" or "MFN" provisions contained in Rockies Express' negotiated rate agreements ("NRAs") with its Foundation and Anchor Shippers would not prevent Rockies Express from providing firm transportation service at rates lower than Foundation and Anchor Shippers' rates that (1) have an east-to-west primary path; (2) are for a term of one year or longer; and (3) are limited to service in one rate zone and therefore do not utilize all of the same facilities or rate zones as the service provided pursuant to the Foundation and Anchor Shipper NRAs.

In September 2014, the FERC accepted amended contracts with three shippers holding MFN rights on Rockies Express, which reflect the terms of settlements between these shippers and Rockies Express. The settlements provide additional clarity with respect to the applicability of the settling shippers' MFN rights, sharing by Rockies Express of certain transportation revenues, and the withdrawal of the settling shippers from the Petition for Declaratory Order proceeding. Prior to December 2015, only one shipper with current MFN rights was still a party to the proceeding.

2015 Annual FERC Fuel Tracking Filings - Docket No. RP15-584-000

On February 27, 2015, Rockies Express made its annual fuel tracker filing with a proposed effective date of April 1, 2015 in Docket No. RP15-584-000. This filing incorporated the revised fuel and lost and unaccounted-for and power cost tracker mechanisms filed in Docket No. RP14-1003. The FERC issued an order accepting the filing on March 26, 2015 and on April 9, 2015, accepted an errata to the February 27, 2015 filing reflecting a corrected rate for the Cheyenne Booster rate (PCT Reimbursement Charge).

Seneca Lateral Facilities Conversion – FERC Docket No. CP15-102-000

On March 2, 2015 in Docket No. CP15-102-000, Rockies Express filed with the FERC an application for (1) authorization to convert certain existing and operating pipeline and compression facilities located in Noble and Monroe Counties, Ohio (Seneca Lateral Facilities described in Docket Nos. CP13-539-000 and CP14-194-000) from Natural Gas Policy Act of 1978 Section 311 authority to NGA Section 7 jurisdiction, and (2) issuance of a certificate of public convenience and necessity authorizing Rockies Express to operate and maintain the Seneca Lateral Facilities. On April 7, 2016, the FERC issued a Certificate to Rockies Express granting its requested authorizations and on June 1, 2016 Rockies Express commenced NGA service on the Seneca Lateral.

Rockies Express Zone 3 Capacity Enhancement Project – FERC Docket No. CP15-137-000

On March 31, 2015 in Docket No. CP15-137-000, Rockies Express filed with the FERC an application for authorization to construct and operate (1) three new mainline compressor stations located in Pickaway and Fayette Counties, Ohio and Decatur County, Indiana; (2) additional compressors at an existing compressor station in Muskingum County, Ohio; and (3) certain ancillary facilities. The proposed facilities will increase the Rockies Express Zone 3 east-to-west mainline capacity by 0.8 Bcf/d. Pursuant to the FERC's obligations under the National Environmental Policy Act, FERC staff issued an Environmental Assessment for the project on August 31, 2015. On February 25, 2016, the FERC issued a Certificate of Public Convenience and Necessity authorizing Rockies Express to proceed with the project. On March 14, 2016, Rockies Express commenced construction of the project facilities. The project was placed in-service for the 0.8 Bcf/d on January 6, 2017.

2016 Annual and Interim FERC Fuel Tracking Filings - Docket Nos. RP16-702 and RP17-240

On March 1, 2016, Rockies Express made its annual fuel tracker filing with a proposed effective date of April 1, 2016 in Docket No. RP16-702. The FERC issued an order accepting the filing on March 25, 2016. On December 1, 2016, Rockies Express made an interim fuel tracker filing with a proposed effective date of January 1, 2017 in Docket No. RP17-240. The FERC issued an order accepting the filing on December 29, 2016. The filing reflected a corrected rate for a previous inadvertent error made in the allocation of Overthrust, Echo Springs, and Wamsutter fuel between non-expansion and expansion volumes during the period from July 2014 through July 2016.

Electric Power Charge Clarification - Docket No. RP17-285

On December 21, 2016, in Docket No. RP17-285, Rockies Express proposed certain revisions to the General Terms and Conditions of its tariff to clarify that the electric power costs associated with the operation of gas coolers installed in association with the Zone 3 Capacity Enhancement Project (i.e. at both electric and gas powered stations), will be included in the Power Cost Tracker. Several shippers submitted comments on the proposal. The FERC issued an order on January 19, 2017 accepting the proposed revisions permitting the recovery of electric power costs from the operation of both gas and electric powered compressor stations, subject to certain clarifications.

TIGT

Pony Express Abandonment – FERC Docket CP12-495

On August 6, 2012, TIGT filed an application to: (1) abandon for FERC purposes approximately 433 miles of mainline natural gas pipeline facilities, along with associated rights of way and other related equipment (collectively, the "Pony Express Assets"), and the natural gas service therefrom, by transferring those assets to Pony Express, which subsequently converted the Pony Express Assets into crude oil pipeline facilities; and (2) construct and operate certain replacement-type facilities necessary to continue service to existing natural gas firm transportation customers following the conversion, which we refer to as the Replacement Gas Facilities. This project is referred to as the "Pony Express Abandonment." The FERC abandonment does not constitute an abandonment for accounting purposes. Pursuant to the terms of the Purchase and Sale Agreement filed with the FERC and cited by the FERC in approving the Pony Express Abandonment, Pony Express is required to reimburse TIGT for the net book value of the Pony Express Assets plus other TIGT incurred costs required to construct the Replacement Gas Facilities and to arrange substitute gas transportation services to certain TIGT shippers.

The Pony Express Abandonment and completion of the Pony Express Project by Pony Express re-deployed existing pipeline assets to meet the growing market need to transport crude oil while at the same time continuing to operate TIGT's natural gas transportation facilities to meet all current and expected needs of its natural gas customers. By a FERC order issued September 12, 2013, TIGT was granted authorization to abandon the Pony Express Assets and construct the Replacement Gas Facilities. On October 7, 2013 TIGT commenced the mobilization of personnel and equipment for the construction of the Replacement Gas Facilities necessary to complete the Pony Express Abandonment to continue service to existing TIGT customers. In December 2013, TIGT removed the Pony Express Assets from gas service and sold those assets to Pony Express. On May 1, 2014, TIGT commenced commercial service through all of the Replacement Gas Facilities, with the exception of Units 3 and 4 at the Tescott Compressor Station. Service through Units 3 and 4 at the Tescott Compressor Station commenced on May 30, 2014.

On October 30, 2015, TIGT filed a general rate case with the FERC pursuant to Section 4 of the National Gas Act ("NGA"). The rate case proposed a general system-wide increase in the maximum tariff rates for all firm and interruptible services offered by TIGT. In addition, TIGT proposed certain changes to the transportation rate design of its system to replace the current rate zone structure with a single "postage stamp" rate. TIGT also proposed new incremental charges, including (i) a charge for deliveries made to points without certain electronic flow measurement equipment, and (ii) a Cost Recovery Mechanism ("CRM") charge to completely or partially reimburse TIGT for certain expenses and costs it incurs to comply with anticipated new PHMSA and EPA regulations. TIGT also proposed to replace its fixed fuel and lost and unaccounted for ("FL&U") charge with a FL&U tracker that would compensate TIGT for its actual FL&U expenses and adjust each year to reflect the previous period's under/over collection and the forecasted FL&U expense for the upcoming period. TIGT also proposed to implement a power cost tracker to recover the actual power costs incurred by TIGT to power its compressors. Finally, TIGT proposed certain revisions to its FERC Gas Tariff addressing a number of other rate and non-rate matters. Under the NGA and the FERC's regulations, TIGT's shippers and other interested parties, including the FERC's Trial Staff, have a right to challenge any aspect of TIGT's rate case filing. Accordingly, numerous TIGT customers protested aspects of TIGT's NGA Section 4 rate filing.

On November 30, 2015, the FERC issued an order accepting and suspending the proposed rates and a majority of the proposed tariff records to be effective upon motion May 1, 2016, subject to refund, certain modifications to TIGT's proposed CRM charge, and the outcome of an evidentiary hearing before a FERC Administrative Law Judge (the "TIGT Suspension Order"). In the TIGT Suspension Order, the FERC also accepted two tariff records related to *force majeure* events and reservation charge crediting to be effective December 1, 2015, subject to certain modifications. On December 21, 2015, TIGT made a compliance filing with the FERC to modify TIGT's proposed CRM charge and update the tariff records related to *force majeure* events and reservation charge crediting as directed by the FERC in the TIGT Suspension Order. No comments or protests were filed in response to the compliance filing and the FERC accepted the compliance filing on February 1, 2016. On March 31, 2016, the FERC issued an order denying certain rehearing requests pertaining to the proposed CRM charge and removed from hearing the non-rate issues related to proposed pro forma tariff records, placing the non-rate issues under a separate review process, and allowing interveners further opportunity to comment on the pro forma tariff. TIGT and certain interveners have since filed additional information and/or comments with respect to the proposed pro forma tariff. On February 3, 2017, the FERC accepted TIGT's pro forma tariff records, subject to conditions, and directed TIGT to file the actual tariff records within 30 days.

On June 8, 2016, TIGT filed an Offer of Settlement (the "TIGT Rate Case Settlement") with the FERC, which resolved all issues set for hearing. On July 14, 2016, the presiding Administrative Law Judge certified the TIGT Rate Case Settlement to the FERC, finding that settlement is uncontested, presents no issues of first impression, has no FERC policy implications, and appears to be just, reasonable and in the public interest. On November 2, 2016, the FERC issued an order approving the TIGT Rate Case Settlement, finding that it appears to be fair and reasonable and in the public interest. The FERC also directed TIGT to file revised tariff records to implement the TIGT Rate Case Settlement, which TIGT filed, and the FERC subsequently approved on December 23, 2016. The November 2, 2016 order also terminated all matters in the TIGT rate case, apart from the non-rate issues related to the pro forma tariff which remain pending before the FERC. Per the terms of the TIGT Rate Case Settlement, TIGT is required to file a new general rate case on May 1, 2019 (provided that such rate case is not pre-empted by a pre-filing settlement), and no Supporting/Non-Contesting Participant, as defined in the TIGT Rate Case Settlement, is permitted to, *inter alia*, file to change the settlement rates or any other provisions set forth in the TIGT Rate Case Settlement prior to May 1, 2019.

Trailblazer

2013 Rate Case Filing - Docket No. RP13-1031

On January 22, 2014, Trailblazer, the FERC's Trial Staff, and the active parties in the pipeline's general rate case finalized a settlement in principle resolving the pending rate issues, including: (i) establishing transportation rates, as well as fuel and lost and unaccounted for charges; (ii) providing a limited profit sharing arrangement for certain revenues earned from interruptible and short-term firm transport; and (iii) setting the minimum and maximum time that can elapse before Trailblazer's next rate case at the FERC. Trailblazer filed a motion with the FERC's Chief Administrative Law Judge to accept the settlement rates on an interim basis ("Interim Rates") while the participants finalized a definitive settlement. The Chief Administrative Law Judge accepted the Interim Rates effective February 1, 2014. On February 24, 2014, Trailblazer filed an uncontested offer of settlement ("Stipulation and Agreement") among active party shippers. The Stipulation and Agreement established the Interim Rates as final settlement rates effective February 1, 2014, subject to the issuance of refunds to certain shippers for January 2014 transportation services and revised fuel and lost and unaccounted for rates, effective July 1, 2014. On March 11, 2014, the Presiding Administrative Law Judge certified the Stipulation and Agreement. On May 29, 2014, the FERC approved the Stipulation and Agreement. On June 30, 2014, Trailblazer filed tariff sheets to implement the Stipulation and Agreement effective July 1, 2014. Estimated refunds were reserved from revenues recorded in January 2014. On July 1, 2014, Trailblazer

submitted refunds to its customers for amounts collected in excess of amounts that would have been collected under the Settlement Rates, with interest, and on July 18, 2014, filed a report of refunds with the FERC. The FERC issued orders accepting the tariff sheets with the requested effective date of July 1, 2014 and accepting the refund report filing on July 25, 2014 and August 7, 2014, respectively. Per the terms of the Stipulation and Agreement, Trailblazer is required to file a new rate case with rates to be effective by January 1, 2019.

2015 Annual Fuel Tracker Filing - Docket No. RP15-841-000

On April 1, 2015, Trailblazer made its annual fuel tracker filing with a proposed effective date of May 1, 2015 in Docket No. RP15-841-000. This filing incorporates the revised fuel tracker and power cost tracker mechanisms agreed to in the Stipulation and Agreement, which resolves all outstanding issues related to Trailblazer fuel recoveries. The FERC approved this filing on April 23, 2015.

2016 Annual Fuel Tracker Filing – Docket Nos. RP16-814-000 and RP16-814-001

On April 1, 2016, Trailblazer made its annual fuel tracker filing with a proposed effective date of May 1, 2016 in Docket No. RP16-814-000. The FERC accepted this filing on April 18, 2016. On May 19, 2016, Trailblazer filed its refund report associated with the April 1, 2016 annual fuel tracker filing, which the FERC accepted on July 11, 2016. On September 7, 2016, Trailblazer filed an adjustment to its April 1, 2016 filing in Docket No. RP16-814-001, which the FERC accepted on October 3, 2016. Trailblazer filed a corresponding refund report on October 14, 2016, which the FERC accepted on November 16, 2016.

18. Legal and Environmental Matters

Legal

In addition to the matters discussed below, we are a defendant in various lawsuits arising from the day-to-day operations of our business. Although no assurance can be given, we believe, based on our experiences to date, that the ultimate resolution of such routine items will not have a material adverse impact on our business, financial position, results of operations, or cash flows.

We have evaluated claims in accordance with the accounting guidance for contingencies that we deem both probable and reasonably estimable and, accordingly, have recorded no reserve for legal claims as of December 31, 2016 and 2015.

Rockies Express

Mineral Management Service Lawsuit

On June 30, 2009, Rockies Express filed claims against Mineral Management Service, a former unit of the U.S. Department of Interior (collectively "Interior") for breach of its contractual obligation to sign transportation service agreements for pipeline capacity that it had agreed to take on Rockies Express. The Civilian Board of Contract Appeals ("CBCA") conducted a trial and ruled that Interior was liable for breach of contract, but limited the damages Interior was required to pay. On September 13, 2013, the United States Court of Appeals for the Federal Circuit issued a decision affirming that Interior was liable for its breach of contract, but reversing the CBCA's decision to limit damages. The case was remanded to the CBCA for the purpose of calculating damages at a hearing. On May 20, 2016, Rockies Express and Interior agreed to resolve the claims in this matter in exchange for a \$65 million cash payment to Rockies Express. Interior paid the amount due Rockies Express on June 23, 2016.

Ultra Resources

In early 2016, Ultra Resources, Inc. ("Ultra") defaulted on its firm transportation service agreement for approximately 0.2 Bcf/d through November 11, 2019. In late March 2016, Rockies Express terminated Ultra's service agreement. On April 14, 2016, Rockies Express filed a lawsuit against Ultra for breach of contract and damages in Harris County, Texas, seeking approximately \$303 million in damages and other relief. On April 29, 2016, Ultra and certain of its debtor affiliates filed for protection under Chapter 11 of the United States Bankruptcy Code in United States Bankruptcy Court for the Southern District of Texas, which operated as a stay of the Harris County state court proceeding.

On January 12, 2017, Rockies Express and Ultra entered into an agreement to settle Rockies Express' approximately \$303 million claim against Ultra's bankruptcy estate. The settlement agreement includes Ultra's agreement to: (i) make a cash payment to Rockies Express of \$150 million in accordance with the plan of reorganization, but no later than October 30, 2017; and (ii) enter a new, seven-year firm transportation agreement with Rockies Express commencing December 1, 2019, for west-to-east service of 0.2 Bcf/d at a rate of approximately \$0.37, or approximately \$26.8 million annually. The settlement is part of Ultra's Chapter 11 reorganization plan, which must be submitted to the U.S. Bankruptcy Court for approval.

Michels Corporation

On June 17, 2014, Michels Corporation ("Michels") filed a complaint and request for relief against Rockies Express in the Court of Common Pleas, Monroe County, Ohio, as a result of work performed by Michels to construct the Seneca Lateral Pipeline in Ohio. Michels sought unspecified damages from Rockies Express and asserted claims of breach of contract, negligent misrepresentation, unjust enrichment and quantum meruit. Michels also filed notices of Mechanic's Liens in Monroe and Noble Counties, asserting \$24.2 million as the amount due.

On February 2, 2017, Rockies Express and Michels entered into a binding settlement agreement to resolve the claims brought by Michels in exchange for a \$10 million cash payment by Rockies Express. The cash payment will be paid promptly after entering into the definitive agreement with respect to the settlement.

Environmental, Health and Safety

We are subject to a variety of federal, state and local laws that regulate permitted activities relating to air and water quality, waste disposal, and other environmental matters. We believe that compliance with these laws will not have a material adverse impact on our business, cash flows, financial position or results of operations. However, there can be no assurances that future events, such as changes in existing laws, the promulgation of new laws, or the development of new facts or conditions will not cause us to incur significant costs. We had environmental reserves of \$4.0 million and \$4.8 million at December 31, 2016 and 2015, respectively.

TMID

Casper Plant, EPA Notice of Violation

In August 2011, the EPA and the Wyoming Department of Environmental Quality ("WDEQ") conducted an inspection of the Leak Detection and Repair ("LDAR") Program at the Casper Gas Plant in Wyoming. In September 2011, TMID received a letter from the EPA alleging violations of the Standards of Performance of Equipment Leaks for Onshore Natural Gas Processing Plant requirements under the Clean Air Act. TMID received a letter from the EPA concerning settlement of this matter in April 2013 and received additional settlement communications from the EPA and Department of Justice beginning in July 2014. Settlement negotiations are continuing, including the expected inclusion of TIGT as a party to any possible settlement as a result of TIGT owning a compressor that is located adjacent to the Casper Gas Plant site.

Casper Mystery Bridge Superfund Site

The Casper Gas Plant is part of the Mystery Bridge Road/U.S. Highway 20 Superfund Site also known as Casper Mystery Bridge Superfund Site. Remediation work at the Casper Gas Plant has been completed and we have requested that the portion of the site attributable to us be delisted from the National Priorities List.

Casper Gas Plant

On November 25, 2014, WDEQ issued a Notice of Violation for violations of Part 60 Subpart OOOO related to the Depropanizer project (wv-14388, issued 7/9/13) in Docket No. 5506-14. TMID had discussed the issues in a meeting with WDEQ in Cheyenne on November 17, 2014, and submitted a disclosure on November 20, 2014 detailing the regulatory issues and potential violations. The project triggered a modification of Subpart OOOO for the entire plant. The project equipment as well as plant equipment subjected to Subpart OOOO was not monitored timely, and initial notification was not made timely. Settlement negotiations with WDEQ are currently ongoing.

Trailblazer

Pipeline Integrity Management Program

Trailblazer is currently operating at less than its current maximum allowable operating pressure ("MAOP"), public notice of which was first provided in June 2014. As a result of smart tool surveys in 2014, Trailblazer has identified approximately 25 - 35 miles of pipe that will likely need to be repaired or replaced in order for the pipeline to operate at its MAOP of 1,000 pounds per square inch across all segments of the Trailblazer Pipeline. Such repair or replacement will likely occur over a period of years, depending upon the remediation and repair plan implemented by Trailblazer. Segments of the Trailblazer Pipeline that require full replacement could cost as much as \$2.7 million per mile and repair costs on sections of the pipeline that do not require full replacement are expected to be less on a per mile basis. The current pressure reduction is not expected to prevent Trailblazer from fulfilling its firm service obligations at existing subscription levels and to date it has not had a material adverse financial impact on us.

With respect to the approximately 25 - 35 miles of pipe that has been identified, Trailblazer completed 32 excavation digs in 2015 at an aggregate cost of approximately \$1.3 million. During 2016, Trailblazer completed additional excavation digs and replaced approximately 8 miles of pipe at an aggregate cost of approximately \$19.0 million. Trailblazer is currently exploring all possible cost recovery options to recover such out of pocket costs, including recovery through a general rate increase, negotiated rate agreements with its customers, or other FERC-approved recovery mechanisms.

In connection with our acquisition of the Trailblazer Pipeline, TD agreed to contractually indemnify TEP for any out of pocket costs incurred between April 1, 2014 and April 1, 2017 related to repairing or remediating the Trailblazer Pipeline, to the extent that such actions are necessitated by external corrosion caused by the pipeline's disbanded Hi-Melt CTE coating. The contractual indemnity provided by TD is capped at \$20 million and is subject to an annual \$1.5 million deductible. In connection with the 2016 repairs and remediation on the Trailblazer Pipeline, TEP has received \$17.9 million from TD pursuant to the contractual indemnity.

Pony Express

Pipeline Integrity

In connection with certain crack tool runs on the Pony Express System completed in 2015 and 2016, Pony Express completed approximately \$9.8 million of remediation for anomalies identified on the Pony Express System associated with portions of the pipeline converted from natural gas to crude oil service, and expects to complete additional remediation in 2017 on the Pony Express System of approximately \$9 million.

Terminals

System Failures

In January 2017, 10,000 bbls of crude oil were released at the Sterling Terminal, which was acquired as part of the Terminals acquisition on January 1, 2017 as discussed in Note 21 – *Subsequent Events*. Initial reviews indicate that the release was restricted to the containment area located at the Sterling Terminal and was the result of a defective roof drain system on a storage tank. To date, approximately 9,000 bbls have been recovered. We believe that the total cost to remediate the release will be less than \$500,000.

19. Reportable Segments

Our operations are located in the United States. We are organized into three reportable segments: (1) Crude Oil Transportation & Logistics, (2) Natural Gas Transportation & Logistics, and (3) Processing & Logistics.

Crude Oil Transportation & Logistics

The Crude Oil Transportation & Logistics segment is engaged in the ownership and operation of the Pony Express System, which is a FERC-regulated crude oil pipeline serving the Bakken Shale, Denver-Julesburg and Powder River Basins, and other nearby oil producing basins. The mainline portion of the Pony Express System was placed in service in October 2014. The Pony Express System also includes a lateral pipeline in Northeast Colorado, which interconnects with the Pony Express System just east of Sterling, Colorado and was placed in service in the second quarter of 2015.

Natural Gas Transportation & Logistics

The Natural Gas Transportation & Logistics segment is engaged in the ownership and operation of FERC-regulated interstate natural gas pipelines and integrated natural gas storage facilities that provide services to on-system customers (such as third-party LDCs), industrial users and other shippers. The Natural Gas Transportation & Logistics segment includes our 25% membership interest in Rockies Express effective May 6, 2016, as discussed in Note 4 – *Acquisitions*

Processing & Logistics

The Processing & Logistics segment is engaged in the ownership and operation of natural gas processing, treating and fractionation facilities that produce NGLs and residue gas that is sold in local wholesale markets or delivered into pipelines for transportation to additional end markets, as well as water business services provided primarily to the oil and gas exploration and production industry and the transportation of NGLs.

Corporate and Other

Corporate and Other includes corporate overhead costs that are not directly associated with the operations of our reportable segments, such as interest and fees associated with our revolving credit facility, public company costs, and equity-based compensation expense.

These segments are monitored separately by management for performance and are consistent with internal financial reporting. These segments have been identified based on the differing products and services, regulatory environment and the expertise required for their respective operations.

We consider Adjusted EBITDA our primary segment performance measure as we believe it is the most meaningful measure to assess our financial condition and results of operations as a public entity. We define Adjusted EBITDA, a non-GAAP measure, as net income excluding the impact of interest, income taxes, depreciation and amortization, non-cash income or loss related to derivative instruments, non-cash long-term compensation expense, impairment losses, gains or losses on asset or business disposals or acquisitions, gains or losses on the repurchase, redemption or early retirement of debt, and earnings from unconsolidated investments, but including the impact of distributions from unconsolidated investments.

The following tables set forth our segment information for the periods indicated:

Revenue:	Year Ended December 31,								
	2016			2015			2014		
	Total Revenue	Inter-Segment	External Revenue	Total Revenue	Inter-Segment	External Revenue	Total Revenue	Inter-Segment	External Revenue
	(in thousands)								
Crude Oil Transportation & Logistics	\$380,503	\$ —	\$380,503	\$304,227	\$ —	\$304,227	\$ 28,343	\$ —	\$ 28,343
Natural Gas Transportation & Logistics	128,869	(5,641)	123,228	131,657	(5,384)	126,273	140,080	(5,257)	134,823
Processing & Logistics	101,391	—	101,391	105,697	—	105,697	208,390	—	208,390
Corporate and Other	—	—	—	—	—	—	—	—	—
Total revenue	\$610,763	\$ (5,641)	\$605,122	\$541,581	\$ (5,384)	\$536,197	\$376,813	\$ (5,257)	\$371,556

Adjusted EBITDA:	Year Ended December 31,								
	2016			2015			2014		
	Total Adjusted EBITDA	Inter-Segment	External Adjusted EBITDA	Total Adjusted EBITDA	Inter-Segment	External Adjusted EBITDA	Total Adjusted EBITDA	Inter-Segment	External Adjusted EBITDA
	(in thousands)								
Crude Oil Transportation & Logistics	\$264,391	\$ 5,383	\$269,774	\$165,204	\$ 5,384	\$170,588	\$ 15,711	\$ —	\$ 15,711
Natural Gas Transportation & Logistics	148,622	(5,641)	142,981	67,368	(5,384)	61,984	67,593	(4,015)	63,578
Processing & Logistics	15,093	258	15,351	22,746	—	22,746	33,089	—	33,089
Corporate and Other ..	(4,622)	—	(4,622)	(2,979)	—	(2,979)	(2,500)	—	(2,500)

Reconciliation to Net Income:

Add:

Equity in earnings of unconsolidated investment.....			51,780			—			717
Non-cash loss allocated to noncontrolling interest.....			—			9,377			10,151
Gain on remeasurement of unconsolidated investment.....			—			—			9,388

Less:

Interest expense, net of noncontrolling interest.....	(40,688)	(15,517)	(7,648)
Depreciation and amortization expense, net of noncontrolling interest.....	(85,971)	(75,529)	(45,389)
Distributions from unconsolidated investment.....	(75,900)	—	(1,464)
Non-cash (loss) gain related to derivative instruments, net of noncontrolling interests	(1,547)	—	184
Non-cash compensation expense	(5,780)	(5,103)	(5,136)
Non-cash loss from disposal of assets	(1,849)	(4,795)	—
Loss on extinguishment of debt	—	(226)	—
Net income attributable to partners	<u>\$263,529</u>	<u>\$160,546</u>	<u>\$70,681</u>

Capital Expenditures:	Year Ended December 31,		
	2016	2015	2014
	(in thousands)		
Crude Oil Transportation & Logistics.....	\$ 29,893	\$ 38,802	\$ 631,883
Natural Gas Transportation & Logistics.....	28,475	10,478	20,580
Processing & Logistics	12,351	16,107	13,187
Corporate and Other	—	—	—
Total capital expenditures.....	<u>\$ 70,719</u>	<u>\$ 65,387</u>	<u>\$ 665,650</u>

Assets:	December 31,	
	2016	2015
	(in thousands)	
Crude Oil Transportation & Logistics.....	\$ 1,410,654	\$ 1,439,418
Natural Gas Transportation & Logistics.....	1,176,117	706,576
Processing & Logistics	411,999	409,795
Corporate and Other	20,201	6,285
Total assets	<u>\$ 3,018,971</u>	<u>\$ 2,562,074</u>

20. Selected Quarterly Financial Data (Unaudited)

The following tables summarize our unaudited quarterly financial data for 2016 and 2015:

	Quarter Ended 2016			
	First	Second	Third	Fourth
	(in thousands, except per unit amounts)			
Total revenues.....	\$ 145,405	\$ 146,931	\$ 152,125	\$ 160,661
Operating income	\$ 60,990	\$ 59,896	\$ 64,598	\$ 70,886
Net income.....	\$ 45,111	\$ 93,158	\$ 61,818	\$ 67,807
Net income attributable to partners	\$ 44,070	\$ 92,048	\$ 60,734	\$ 66,677
Net income allocable to limited partners.....	\$ 23,717	\$ 66,728	\$ 33,060	\$ 37,559
Basic net income per limited partner unit.....	\$ 0.35	\$ 0.93	\$ 0.45	\$ 0.52
Diluted net income per limited partner unit	\$ 0.35	\$ 0.92	\$ 0.45	\$ 0.51

	Quarter Ended 2015			
	First	Second	Third	Fourth
	(in thousands, except per unit amounts)			
Total revenues.....	\$ 114,675	\$ 132,970	\$ 138,168	\$ 150,384
Operating income	\$ 25,718	\$ 56,355	\$ 52,919	\$ 62,923
Net income.....	\$ 22,990	\$ 53,231	\$ 49,550	\$ 59,043
Net income attributable to partners	\$ 32,319	\$ 44,899	\$ 42,679	\$ 40,649
Net income allocable to limited partners.....	\$ 24,881	\$ 33,869	\$ 30,533	\$ 24,785
Basic net income per limited partner unit.....	\$ 0.47	\$ 0.56	\$ 0.50	\$ 0.41
Diluted net income per limited partner unit	\$ 0.46	\$ 0.55	\$ 0.50	\$ 0.40

21. Subsequent Events

Acquisition of Tallgrass Terminals, LLC and Tallgrass NatGas Operator, LLC

Effective January 1, 2017, we acquired 100% of the issued and outstanding membership interests in Tallgrass Terminals, LLC ("Terminals") and 100% of the issued and outstanding membership interests in Tallgrass NatGas Operator, LLC ("NatGas") from TD for total cash consideration of \$140 million.

Terminals owns several fully operational assets providing storage capacity and additional injection points for the Pony Express System, including the Sterling Terminal near Sterling, Colorado, the Buckingham Terminal in northeast Colorado, and a 20% interest in the Deeprock Development Terminal in Cushing, Oklahoma. Terminals also owns projects currently under development, including acreage in Cushing, Oklahoma and Guernsey, Wyoming which is under development to provide additional storage capacity and other potential opportunities.

NatGas is the operator of the Rockies Express Pipeline and receives a fee from Rockies Express as compensation for its services.

Ultra Settlement

In January 2017, Rockies Express reached an agreement to settle its breach of contract claim against Ultra Resources, Inc. See Note 18 – *Legal and Environmental Matters* for further discussion.

Item 9. Changes in and Disagreements With Accountants on Accounting and Financial Disclosures

None.

Item 9A. Controls and Procedures

Evaluation of Disclosure Controls and Procedures

As required by Rule 13a-15(b) of the Exchange Act, we have evaluated, under the supervision and with the participation of our management, including our principal executive officer and principal financial officer, the effectiveness of the design and operation of our disclosure controls and procedures (as defined in Rules 13a-15(e) and 15d-15(e) under the Exchange Act) as of the end of the period covered by this report. Our disclosure controls and procedures are designed to provide reasonable assurance that the information required to be disclosed by us in reports that we file or submit under the Exchange Act is recorded, processed, summarized and reported within the time periods specified in the rules and forms of the SEC, and such information is accumulated and communicated to our management, including our principal executive officer and principal financial officer, as appropriate, to allow timely decisions regarding required disclosure. Based upon their evaluation of those controls and procedures performed as of December 31, 2016, our principal executive officer and principal financial officer concluded that our disclosure controls and procedures were effective at the reasonable assurance level.

Management's Report on Internal Control over Financial Reporting

Our management is responsible for establishing and maintaining adequate internal control over financial reporting (as defined in Rules 13a-15(f) and 15d-15(f) under the Exchange Act). Our internal control over financial reporting is a process designed under the supervision of our principal executive officer and principal financial officer to provide reasonable assurance regarding the reliability of financial reporting and the preparation of our financial statements for external purposes in accordance with generally accepted accounting principles.

As of December 31, 2016, management assessed the effectiveness of our internal control over financial reporting based on the criteria for effective internal control over financial reporting established in the 2013 "Internal Control - Integrated Framework," issued by the Committee of Sponsoring Organizations of the Treadway Commission. Based on this assessment and those criteria, management determined that we maintained effective internal control over financial reporting as of December 31, 2016.

Because of its inherent limitations, internal control over financial reporting may not prevent or detect misstatements. Also, projections of any evaluation of effectiveness to future periods are subject to the risk that controls may become inadequate because of changes in conditions, or that the degree of compliance with the policies or procedures may deteriorate.

Our independent registered public accounting firm, PricewaterhouseCoopers LLP, audited the effectiveness of our internal control over financial reporting as of December 31, 2016, as stated in their report included in Item 8.—Financial Statements and Supplementary Data of this Annual Report.

Changes in Internal Control over Financial Reporting

There have not been any changes in our internal control over financial reporting (as such term is defined in Rules 13a-15(f) and 15d-15(f) under the Exchange Act) during the quarter ended December 31, 2016 that have materially affected, or are reasonably likely to materially affect, our internal control over financial reporting.

Item 9B. Other Information

None.

PART III

Item 10. Directors, Executive Officers and Corporate Governance

We are a limited partnership and have no officers or directors. Unless otherwise indicated, references to our officers and directors in Items 10 through 14 of this Annual Report refer to the officers and directors of our general partner.

Management of Tallgrass Energy Partners, LP

Our general partner manages our operations and activities on our behalf through its directors and officers. Our general partner is not elected by our unitholders and will not be subject to re-election in the future. Directors of our general partner oversee our operations. Unitholders are not entitled to elect the directors of our general partner or directly or indirectly participate in our management or operations. Our general partner will be liable, as general partner, for all of our debts (to the extent not paid from our assets), except for indebtedness or other obligations that are made expressly non-recourse to it. Our general partner therefore may cause us to incur indebtedness or other obligations that are non-recourse to it.

Tallgrass Equity is the sole member of our general partner and has the right to appoint all of the officers and directors of our general partner. TEGP owns a 36.94% membership interest in, and is the managing member of, Tallgrass Equity. TEGP Management is TEGP's general partner. Tallgrass Energy Holdings is the sole member of TEGP Management and has the right to appoint the entire board of directors of TEGP Management, including its independent directors.

Tallgrass Energy Holdings effectively controls our business and affairs through the exercise of its rights as the party that controls Tallgrass Equity, including its right to appoint members to the board of directors of our general partner. EMG, Kelso and Tallgrass KC, LLC (an entity owned by certain members of our management, "Tallgrass KC") own, in the aggregate, approximately 100% of the outstanding membership interests in Tallgrass Energy Holdings. All of the executive officers and certain of the directors of our general partner are also officers and/or directors of TEGP Management and Tallgrass Energy Holdings.

As of December 31, 2016, the board of directors of our general partner had nine directors, four of whom the board has determined meet the independence standards established by the NYSE and the Exchange Act. The four independent directors are Jeffrey A. Ball (for purposes of audit committee participation only), Terrance D. Towner, Roy N. Cook, and Jeffrey R. Armstrong. The NYSE does not require a publicly-traded limited partnership like ours to have a majority of independent directors on the board of directors of its general partner or to establish a compensation or a nominating and corporate governance committee. However, our general partner is required to have an audit committee of at least three members, and all of its members are required to meet the independence and experience standards established by the NYSE and the Exchange Act. As of December 31, 2016, the audit committee of the board of directors of our general partner had three members, each of whom meet the independence standards established by the NYSE and the Exchange Act.

In evaluating director candidates, Tallgrass Energy Holdings assesses whether a candidate possesses the integrity, judgment, knowledge, experience, skill and expertise that are likely to enhance the board's ability to manage and direct our affairs and business, including, when applicable, to enhance the ability of committees of the board to fulfill their duties.

All of the executive officers of our general partner are also officers of Tallgrass Equity, TEGP Management, and Tallgrass Energy Holdings. Our officers will devote such portion of their business time to our business and affairs as they deem reasonably required to manage and conduct our operations. Neither our general partner nor Tallgrass Development and its affiliates currently receive any management fee or other compensation in connection with the management or operation of our business. However, our partnership agreement requires us to reimburse our general partner and its affiliates for all expenses incurred and payments made on our behalf in connection with managing our business. These expenses include salary, bonus, incentive compensation and other amounts paid to persons who perform services for us or on our behalf and expenses allocated to our general partner by its affiliates. Our partnership agreement and the TEP Omnibus Agreement each provides that our general partner will determine in good faith the expenses that are allocable to us. In addition, the TEP Omnibus Agreement requires us to reimburse Tallgrass Energy Holdings and its affiliates for expenses they incur in providing general and administrative services to us. Neither our partnership agreement nor the TEP Omnibus Agreement limits the amount of expenses for which our general partner or Tallgrass Energy Holdings and its affiliates may be reimbursed.

Directors and Executive Officers of Our General Partner

The following table shows information for the directors and executive officers of our general partner as of February 15, 2017.

Name	Age	Position with our General Partner
David G. Dehaemers, Jr.	56	President, Chief Executive Officer and Director
William R. Moler	51	Executive Vice President, Chief Operating Officer and Director
Gary J. Brauchle	43	Executive Vice President and Chief Financial Officer
Christopher R. Jones	40	Vice President, General Counsel and Secretary
Richard L. Bullock	61	Vice President, Human Resources, Tax and Risk Management
Gary D. Watkins	44	Vice President and Chief Accounting Officer
Frank J. Loverro	47	Director
Stanley de J. Osborne	46	Director
Jeffrey A. Ball	42	Director
John T. Raymond	46	Director
Terrance D. Towner	58	Director
Roy N. Cook	59	Director
Jeffrey R. Armstrong	47	Director

Our directors hold office until the earlier of their death, resignation, removal or disqualification or until their successors have been elected and qualified. Officers serve at the discretion of the board of directors. There are no family relationships among any of our directors or executive officers.

David G. Dehaemers, Jr. has been a director and the President and Chief Executive Officer of our general partner since February 2013 and of TEGP Management since February 2015. Mr. Dehaemers has served as the President and Chief Executive Officer of Tallgrass Equity since February 2013 and as a director and the President and Chief Executive Officer of Tallgrass Energy Holdings since August 2012. Prior to joining our general partner, Mr. Dehaemers served as Co-Founder, Chief Executive Officer and Chief Investment Officer of Tallgrass MLP Fund I, L.P., a private MLP Investment Fund from 2008 to 2012. Mr. Dehaemers also served as Executive Vice President of corporate development at Inergy, LP, or NRGY, from 2003 to 2007. Mr. Dehaemers played a role in NRGY's corporate development group, where he focused on developing its long-term expansion strategies in the midstream area, which included acquisitions and expansion projects in excess of \$500 million. Mr. Dehaemers also was an owner of Inergy Holdings, L.P., or NRGP, when that entity went public in 2005. Before Inergy, Mr. Dehaemers was part of the executive management team of Kinder Morgan, Inc. and Kinder Morgan Energy Partners, LP from 1997 to 2003, where he served as the Chief Financial Officer from 1997 to 2000. In 2000, Mr. Dehaemers assumed responsibility for Kinder Morgan's corporate development efforts, in which role he and his team developed and executed Kinder Morgan's growth strategies. Mr. Dehaemers holds an undergraduate degree in Accounting from Creighton University in Omaha, Nebraska and is a Certified Public Accountant. He also holds a Juris Doctorate in Law from University of Missouri-Kansas City. We believe that Mr. Dehaemers' education and experience, coupled with the leadership qualities demonstrated by his executive background, bring important experience and skill to the boards of directors of our general partner and of TEGP Management.

William R. Moler has been a director, Executive Vice President and Chief Operating Officer of our general partner since February 2013 and of TEGP Management since February 2015. Mr. Moler has also served as Executive Vice President and Chief Operating Officer of Tallgrass Equity since February 2013 and as a director, Executive Vice President and Chief Operating Officer of Tallgrass Energy Holdings since October 2012. From 2004 until his departure in October 2012, Mr. Moler served in various capacities with Inergy, L.P. and its affiliates, most recently as Senior Vice President and Chief Operating Officer of Inergy Midstream, L.P. and President and Chief Operating Officer—Natural Gas Midstream Operations of Inergy, L.P. Prior to joining Inergy, L.P., Mr. Moler was with Westport Resources Corporation from 2002 to 2004, where he served as both General Manager of Marketing and Transportation Services and General Manager of Westport Field Services, LLC. Prior to Westport, Mr. Moler served in various leadership positions at Kinder Morgan, Inc. and its predecessors from 1988 to 2002. Mr. Moler earned a Bachelor of Science degree in Mechanical Engineering from Texas Tech University in 1988. We believe that as a result of his background and knowledge, as well as the attributes of leadership demonstrated by his executive experience, Mr. Moler brings substantial experience and skill to the boards of directors of our general partner and of TEGP Management.

Gary J. Brauchle has been Executive Vice President and Chief Financial Officer of our general partner since February 2013 and of TEGP Management since February 2015. Mr. Brauchle has also served as Executive Vice President and Chief Financial Officer of Tallgrass Equity since February 2013 and of Tallgrass Energy Holdings since November 2012. Prior to joining Tallgrass, Mr. Brauchle was Vice President and Chief Accounting Officer at McDermott International, Inc., a global engineering and construction company serving the oil and gas industry during 2012 and as Corporate Controller from 2010 to 2012. He joined McDermott in 2003 and served in various positions of increasing responsibility, including as Director of Internal Audit from 2005 to 2007 and as Director of Operational Accounting and Assistant Controller for an operating subsidiary from 2007 to 2008 and 2008 to 2010, respectively. Mr. Brauchle also served in the Houston office of PricewaterhouseCoopers' energy and utilities practice from 1997 to 2003, including as a Manager from 2001 to 2003, and with a focus on midstream master limited partnerships, or MLPs. Mr. Brauchle was a postgraduate technical assistant at the Financial Accounting Standards Board (FASB) from 1996 to 1997. Mr. Brauchle is a Certified Public Accountant and a graduate of Texas A&M University, where he received a Master of Science in Accounting in 1996 and a Bachelor of Business Administration in Accounting in 1995.

Christopher R. Jones has been Vice President, General Counsel and Secretary of our general partner, TEGP Management and Tallgrass Energy Holdings since May 2016. Previously, Mr. Jones served as Tallgrass's Assistant General Counsel, beginning in October 2012. Prior to joining Tallgrass, Mr. Jones was an attorney with the law firm that is now known as Stinson Leonard Street LLP from 2003 to 2012, becoming a partner in 2008. Mr. Jones holds an undergraduate degree and a Juris Doctorate in Law from the University of Kansas.

Richard L. Bullock has been Vice President of Human Resources, Tax and Risk Management of our general partner since February 2013 and of TEGP Management since February 2015. Mr. Bullock has also served as Vice President of Human Resources, Tax and Risk Management of Tallgrass Equity since February 2013 and of Tallgrass Energy Holdings since November 2012. Previously, Mr. Bullock served as the Vice President, Chief Financial Officer and Treasurer of Tallgrass Development and its general partner. Mr. Bullock previously served as Vice President and Chief Financial Officer of Tallgrass MLP Fund I, L.P. from 2008 to 2011. Prior to Tallgrass, Mr. Bullock worked at Kinder Morgan Energy Partners, L.P. Mr. Bullock joined Kinder Morgan Energy Partners, L.P. in 1997 where he served as Vice President, Controller and Chief Accounting Officer through 2002 and, thereafter served as Vice President-Tax through October 2008. In those roles, Mr. Bullock was principally responsible for all quarterly and annual SEC filings, integrating the accounting and financial reporting functions for acquisitions, tax compliance and tax planning for both Kinder Morgan Energy Partners, L.P. and Kinder Morgan, Inc. Mr. Bullock is a Certified Public Accountant. He received his undergraduate degree in Accounting from Missouri State University in Springfield, Missouri.

Gary D. Watkins has been Vice President and Chief Accounting Officer and the principal accounting officer of our general partner since April 2014 and of TEGP Management since February 2015. Mr. Watkins has also served as Vice President and Chief Accounting Officer of Tallgrass Equity and of Tallgrass Energy Holdings since February 2015. Previously, Mr. Watkins served as Vice President, Controller and principal accounting officer of DCP Midstream Partners, LP and DCP Midstream, LLC from May 2011 until April 2014. Prior to that, Mr. Watkins had held the positions of Senior Director—Marketing Accounting and Director of Corporate Accounting with DCP Midstream, LLC. Prior to joining DCP Midstream, LLC in November 2004, Mr. Watkins held various positions of increasing responsibility at Advanced Energy Industries, Inc. Mr. Watkins also served in the Denver offices of Arthur Andersen LLP and KPMG LLP from 1996 through 2002.

Frank J. Loverro has served as a director of our general partner since February 2013 and of TEGP Management since February 2015. Mr. Loverro has also served as a director of Tallgrass Energy Holdings since August 2012. Mr. Loverro joined Kelso in 1993, has been Managing Director since 2004 and a Member of Kelso's Management Committee since 2013, and in 2016 became Co-CEO. He spent the preceding three years in the private equity investment and high yield groups at The First Boston Corporation. Mr. Loverro is also a director of Ajax Resources, LLC, Delphin Shipping LLC, Hunt Marcellus, LLC, and Poseidon Containers Holdings LLC. Mr. Loverro was also a director of Buckeye GP LLC. Mr. Loverro received a B.A. in Economics with Distinction from the University of Virginia in 1991. Mr. Loverro has extensive experience in corporate financing and in evaluating the financial performance and operations of companies across a variety of business sectors, including the energy sector. We believe that this background, in addition to Mr. Loverro's valuable experience serving on the boards of various public and private companies, provides an important source of insight and perspective to the boards of directors of our general partner and of TEGP Management.

Stanley de J. Osborne has served as a director of our general partner since February 2013 and of TEGP Management since February 2015. Mr. Osborne has also served as a director of Tallgrass Energy Holdings since August 2012. Mr. Osborne joined Kelso in 1998 and has been Managing Director since 2007. He spent the preceding two years as an Associate at Summit Partners. He spent the previous three years at J.P. Morgan & Co. as an Associate in the Private Equity Group and an Analyst in the Financial Institutions Group. Mr. Osborne is also a director of Ajax Resources, LLC, 4Refuel Canada LP, Hunt Marcellus, LLC, Logan's Roadhouse, Inc., Traxys S.a.r.l, Power Team Services, LLC and LBM Acquisition, LLC. Mr. Osborne was also previously a director of CVR Energy, Inc. and Global Geophysical Services, Inc. Mr. Osborne received a B.A. in Government from Dartmouth College in 1993. Mr. Osborne has extensive experience in corporate financing and in evaluating the financial performance and operations of companies across a variety of business sectors, including the energy sector. We believe that this background, in addition to Mr. Osborne's valuable experience serving on the boards of various public and private companies, provides an important source of insight and perspective to the boards of directors of our general partner and of TEGP Management.

Jeffrey A. Ball has served as a director of our general partner since May 2013 and of TEGP Management since February 2015. Mr. Ball has also served as the Chairman of the audit committee of our general partner since May 2013 and as the Chairman of the audit committee of TEGP Management since April 2015. Further, Mr. Ball has served as a director of Tallgrass Energy Holdings since August 2012. Mr. Ball is a Managing Director at EMG, a diversified natural resource private equity fund manager, and is responsible for transaction origination, structuring and execution, portfolio company management and investment realization. Prior to joining EMG in October 2007, Mr. Ball was a Director in the investment banking group at Credit Suisse Securities (USA), LLC, covering the energy industry with a particular focus on MLPs and the midstream sector. Mr. Ball has completed over \$53 billion of mergers and acquisitions and capital markets financing transactions during his career in the energy and minerals sector. Mr. Ball currently serves on the Boards of Ferus Inc., Ferus GP LLC, Ferus Natural Gas Fuels Inc., Ferus Natural Gas Fuels GP, LLC, Ferus Natural Gas Fuels (CNG), LLC, Ascent Resources, LLC, PRES Holdings, LLC and is a board observer of MarkWest Utica EMG, LLC. Mr. Ball received a B.S. in Economics with honors from the Wharton School at the University of Pennsylvania. We believe that Mr. Ball's experience with mergers & acquisitions and financings of a variety of MLPs and other midstream assets provides a valuable resource to the boards of directors of our general partner and of TEGP Management.

John T. Raymond has served as a director of our general partner since February 2013 and of TEGP Management since February 2015. Mr. Raymond has also served as a director of Tallgrass Energy Holdings since August 2012. Mr. Raymond is an owner and founder of The Energy & Minerals Group. EMG is a diversified natural resource private equity fund manager with approximately \$14.6 billion of regulatory assets under management (RAUM) as of September 30, 2016. EMG has allocated approximately \$9.8 billion in commitments across the energy sector since inception. Mr. Raymond has been Managing Partner and CEO since EMG's inception in 2006. Prior to that time, Mr. Raymond held leadership positions with various energy companies, including President and CEO of Plains Resources Inc., President and Chief Operating Officer of Plains Exploration and Production Company and Director of Development for Kinder Morgan, Inc. Mr. Raymond currently serves on numerous other boards, including the board of directors of each of NGL Energy Holdings, LLC, the general partner of NGL Energy Partners, LP, Plains All American GP LLC, the general partner of Plains All American Pipeline, LP, and PAA GP Holdings LLC, the general partner of Plains GP Holdings, LP. Mr. Raymond received a BSM degree from the A.B. Freeman School of Business at Tulane University with dual concentrations in finance and accounting. We believe that Mr. Raymond's experience with investment in and management of a variety of upstream and midstream assets and operations provides a valuable resource to the boards of directors of our general partner and of TEGP Management.

Terrance D. Towner has served as a director of our general partner and as a member of the audit committee of our general partner since August 2013. Mr. Towner currently provides advisory services to various private equity clients and private companies. Between 2000 and December 2014, Mr. Towner was employed by Watco Companies, a Kansas based transportation company, in various capacities, including Vice Chairman, President, COO and CFO. As President and COO, Mr. Towner was responsible for all operations, safety, quality, human resources, information services and the financial performance of Watco's transportation, mechanical, and terminal and port divisions. Prior to joining Watco, Mr. Towner spent thirteen years in banking including three years as President and CEO of First State Bank & Trust Company of Pittsburg, Kansas. He also served for five years as President of Pitsco, a company that develops and markets computer based education products, and approximately two years as a financial and strategic consultant with Grant Thornton. Following his departure from Grant Thornton, Mr. Towner acquired Joplin.com, an internet service provider located in Joplin, Missouri and subsequently sold the company to Empire District Electric Company, a public utility. Mr. Towner earned his bachelor's degree in Economics from Pittsburg State University in 1981 and his MBA from Pittsburg State University in 1993. We believe that Mr. Towner's business acumen, and a unique perspective on the midstream services industry, helps provide valuable strategic and practical guidance, insight, and perspective to the board of directors of our general partner.

Roy N. Cook has served as a director of our general partner since September 2013. From 2001 to 2013, Mr. Cook was employed by, and held a variety of roles within, the terminals division of Kinder Morgan, focusing on acquisitions, management, design and operations and specializing in the dry bulk side of the terminals business. Prior to 2001, Mr. Cook owned and managed several businesses in the service industry, including Milwaukee Bulk Terminals, Inc. and Dakota Bulk Terminals, Inc., each of which were sold to Kinder Morgan in 2001. Mr. Cook currently owns several small businesses across diverse industries, including a self-storage business, an electrical service company and a commercial real estate management and development company. He graduated from Kansas State University in 1979 with a B.S. degree in Agriculture Economics. We believe that Mr. Cook's MLP experience, and his intricate knowledge of the terminals business provides valuable strategic and practical insight, and perspective to the board of directors of our general partner.

Jeffrey R. Armstrong has served as a director of our general partner and as a member of the audit committee of our general partner since April 2014. Mr. Armstrong also serves as a director and a member of the audit committee of the general partner of Arc Logistics Partners LP, a publicly traded limited partnership that is principally engaged in the terminalling, storage, throughput and transloading of crude oil and petroleum products. In August 2014, Mr. Armstrong became the Chief Executive Officer of Zenith Energy, LP, a privately held midstream energy company focused on international matters. In October 2014, Mr. Armstrong became the chairman of MID-SHIP Group, a privately held logistics and transportation company. Mr. Armstrong is the Manager and controlling shareholder of MID-SHIP Capital LLC, which owns 100% of MID-SHIP Securities LLC, a member of the Financial Industry Regulatory Authority, or FINRA. From March 2001 until December 2013, Mr. Armstrong was employed by Kinder Morgan and held various positions within the company including Vice President of Corporate Strategy and President of the Terminals division. Prior to 2001, Mr. Armstrong was employed by GATX Corporation where he held various commercial and operational roles including General Manager of the company's east coast operations. He received his bachelor's degree from the U.S. Merchant Marine Academy and an MBA from the University of Notre Dame. We believe that Mr. Armstrong's extensive experience as it relates both to general corporate strategy and specifically to the terminals business, provides valuable insight and perspective to the board of directors of our general partner.

Audit Committee

The board of directors of our general partner has a standing audit committee which is currently comprised of three directors, Jeffrey A. Ball, Terrance D. Towner, and Jeffrey R. Armstrong. Each audit committee member has past experience in accounting or related financial management experience. The board has determined that all of our audit committee members are independent under Section 303A.02 of the NYSE listing standards and Rule 10A-3 of the Securities Exchange Act of 1934, as amended. In making the independence determination, the board considered the requirements of the NYSE, the SEC and our Code of Business Conduct and Ethics. Among other factors, the board considered current or previous employment with us, our auditors or their affiliates by the director or his immediate family members, ownership of our voting securities and other material relationships with us. The audit committee has adopted a charter, which has been ratified and approved by the board of directors.

Jeffrey A. Ball has been designated by the board as the audit committee's financial expert meeting the requirements promulgated by the SEC and set forth in Item 407(d) of Regulation S-K of the Securities Exchange Act of 1934, as amended, based upon his education and employment experience as more fully detailed in Mr. Ball's biography set forth above. Mr. Ball also acts as the Chairman of our audit committee.

A copy of the Audit Committee Charter is available to any person, free of charge, at our website at www.tallgrassenergy.com.

Conflicts Committee

Our general partner may, from time to time, have a conflicts committee to which the board of directors will appoint at least two independent directors and which may be asked to review specific matters that the board believes may involve conflicts of interest between our general partner and its affiliates, on one hand, and us and our unitholders, on the other. The conflicts committee will determine if the resolution of any conflict of interest referred to it by our general partner is in the best interests of our partnership. There is no requirement that our general partner seek the approval of the conflicts committee for the resolution of any conflict. The members of the conflicts committee may not be officers or employees of our general partner or directors, officers or employees of its affiliates, may not hold an ownership interest in our general partner or its affiliates other than shares or awards under any long-term incentive plan, equity compensation plan or similar plan implemented by the general partner or us, and must meet the independence and experience standards established by the NYSE and the Exchange Act to serve on an audit committee of a board of directors. The conflicts committee currently consists of three independent directors, Roy N. Cook, Terrance D. Towner, and Jeffrey R. Armstrong, with Mr. Cook currently acting as the Chairman.

Any matters approved by the conflicts committee will be conclusively deemed to have been approved by all of our partners, and shall not constitute a breach by our general partner of any duties it may owe us or our unitholders. Any unitholder challenging any matter approved by the conflicts committee will have the burden of proving that the members of the conflicts committee did not subjectively believe that the matter was in the best interests of our partnership. Moreover, any acts taken or

omitted to be taken in reliance upon the advice or opinions of experts such as legal counsel, accountants, appraisers, management consultants and investment bankers, where our general partner (or any members of the board of directors of our general partner including any member of the conflicts committee) reasonably believes the advice or opinion to be within such person's professional or expert competence, shall be conclusively presumed to have been done or omitted in good faith.

Corporate Governance Guidelines and Code of Business Conduct and Ethics

Our general partner has adopted Corporate Governance Guidelines and a Code of Business Conduct and Ethics applicable to all of our employees, officers and directors with regard to Partnership-related activities. The Corporate Governance Guidelines and the Code of Business Ethics incorporate guidelines designed to deter wrongdoing and to promote honest and ethical conduct and compliance with applicable laws and regulations. They also incorporate expectations of our employees that enable us to provide accurate and timely disclosure in our filings with the SEC and other public communications. A copy of the Corporate Governance Guidelines and the Code of Business Conduct and Ethics are available to any person, free of charge, at our website at www.tallgrassenergy.com.

The Chairman of the audit committee of our general partner, currently Jeffrey A. Ball, presides over any executive session of the board of directors of our general partner in which the members of our management are not present. Interested parties may communicate directly with the independent members of the board of directors of our general partner by submitting in an envelope marked "Confidential" addressed to the "Independent Members of the Board" in care of the Secretary of the General Partner at: Tallgrass Energy Partners, LP, 4200 W. 115th Street, Suite 350, Leawood, Kansas 66211.

Section 16(a) Beneficial Ownership Reporting Compliance

Section 16(a) of the Exchange Act requires members of our general partner's board of directors, executive officers of our general partner, and persons who own more than 10% of a registered class of our equity securities, to file with the SEC, and any exchange or other system on which such securities are traded or quoted, initial reports of ownership and reports of changes in ownership of our common units and other equity securities. Officers, directors and greater than 10% unitholders are required by the SEC's regulations to furnish to us and any exchange or other system on which such securities are traded or quoted with copies of all Section 16(a) forms they file with the SEC.

Based solely upon a review of Forms 3, 4 and 5, and amendments thereto, we know of no director, officer, or beneficial owner of more than 10% of any class of our equity securities registered pursuant to Section 12 of the Exchange Act that failed to file timely any reports required to be furnished during 2016 pursuant to Section 16(a) of the Exchange Act, except that on September 15, 2016, Tallgrass Energy Holdings, Tallgrass Development and Tallgrass Operations filed a Form 4 due July 25, 2016.

Item 11. Executive Compensation

Compensation Discussion and Analysis

Executive Summary and Background

We and our general partner were formed in Delaware in February 2013. We do not directly employ any of the persons responsible for managing our business. Our business is managed and operated by the directors and executive officers of our general partner. All employees, including our Named Executive Officers (as defined in "*Summary Compensation Table*" below), are employed by an affiliate of our general partner, Tallgrass Management, LLC ("Tallgrass Management").

Compensation of our Named Executive Officers is set and approved by the board of directors of our general partner and by the board of managers of Tallgrass Energy Holdings, which indirectly controls our general partner. Tallgrass Energy Holdings owns 100% of Tallgrass Management and 100% of the general partner of TEGP. As of February 15, 2017, TEGP owns a 36.94% membership interest in and is managing member of Tallgrass Equity, which owns a 27.41% limited partner interest in us and, through its ownership of all of the membership interests in our general partner, our general partner interest and our incentive distribution rights. Tallgrass Energy Holdings also serves as the general partner of Tallgrass Development. We reimburse Tallgrass Development for all salaries, benefits and other compensation expenses for employees of Tallgrass Management (including the Named Executive Officers) to the extent such employees provide services to us pursuant to an allocation agreed upon between our general partner and Tallgrass Development under the terms of the TEP Omnibus Agreement. Other than the employment agreement with our Chief Executive Officer, David G. Dehaemers, Jr., none of our Named Executive Officers has entered into any employment agreements with Tallgrass Management, our general partner or any other affiliate of TEP.

Philosophy and Objectives

Since our initial public offering in May 2013, we have employed a compensation philosophy that emphasizes pay for performance and places the majority of each Named Executive Officer's compensation at risk. We believe our pay-for-performance approach aligns the interests of our Named Executive Officers with that of our unitholders, and at the same time enables us to maintain a lower level of recurring compensation costs in the event our operating or financial performance is below expectations. We design our executive compensation to attract and retain individuals with the background and skills necessary to successfully execute our business model in a demanding environment, to motivate those individuals to reach near-term and long-term goals in a way that aligns their interest with that of our unitholders, and to reward success in reaching such goals.

We use three primary elements of compensation to fulfill that design: salary, cash bonus and long-term equity incentive awards. Cash bonuses and long-term equity incentives (as opposed to salary) generally represent the performance driven elements. They are also flexible in application and can be tailored to meet our objectives. The determination of specific individuals' cash bonuses is based on their relative contribution to achieving or exceeding relative near-term company goals and the determination of specific individuals' long-term incentive equity awards is based on their actual and anticipated contribution to longer term performance objectives. The primary long-term measure of our performance is our ability to increase quarterly distributions to our unitholders while maintaining safe operations and long-term stable cash flow and financial health.

We do not maintain a defined benefit or pension plan for our Named Executive Officers as we believe such plans primarily reward longevity and not performance. We provide a basic benefits package generally to all employees, which includes a 401(k) plan and health, disability and life insurance.

Elements of Compensation

Salary. We benchmark our salary amounts to comparable companies in our industry. We believe our salaries are generally competitive with the universe of similarly situated master limited partnerships, but are moderate relative to energy industry competitors for people with similar roles and responsibilities.

Cash Bonuses. Our cash bonuses are annual discretionary bonuses in which all of our current Named Executive Officers potentially participate.

Long-Term Incentive Awards. Our Named Executive Officers receive grants under both the TEP and TEGP LTIP (as defined below). TEP and TEGP share the same primary long-term performance measure of increasing quarterly distributions while maintaining safe operations and long-term stable cash flow and financial health. As a result of TEGP's controlling membership interest in Tallgrass Equity and indirect ownership of a 27.41% limited partnership interest in TEP, all of TEP's general partner interest and all of TEP's incentive distribution rights, failing to achieve that performance standard at TEP would be detrimental to TEGP, and vice versa. We therefore believe granting our Named Executive Officers equity participation units under the TEP LTIP and equity participation shares under the TEGP LTIP appropriately incentivizes our Named Executive Officers to seek stable distribution growth at both entities. We expect equity participation unit awards under the TEP LTIP will be the primary long-term equity incentive provided to our Named Executive Officers, and that grants of equity participation shares will be made pursuant to the TEGP LTIP on a more limited basis.

Long-Term Incentive Awards of TEP. Effective May 13, 2013, our general partner adopted a Long-Term Incentive Plan ("TEP LTIP") pursuant to which awards based on common units of TEP in the form of restricted units, equity participation units, unit options, unit appreciation rights, distribution equivalent rights and unit awards may be granted to employees, consultants, and directors of TEP GP and its affiliates who perform services for or on behalf of TEP or its affiliates, including Tallgrass Development. Historically, we have used equity participation unit grants issued under the TEP LTIP to encourage and reward timely achievement of certain events or TEP distribution levels and align the long-term interests of our Named Executive Officers with those of our unitholders. An equity participation unit is the right to receive, upon the satisfaction of vesting criteria specified in the grant, a common unit.

The vesting conditions applicable to our outstanding equity participation unit awards can generally be divided into three categories. The first category of awards was granted between June 2013 and September 2014 with vesting of such awards contingent upon the Pony Express System going into commercial service, which occurred in October 2014. Thus, the awards in this category will vest as long as the employee satisfies the continuing service requirement set forth in the applicable award agreement. Generally, one-third of the awards in this category vested on May 13, 2015 and the remaining two-thirds will vest on May 13, 2017. All of our Named Executive Officers other than Mr. Dehaemers were granted equity participation unit awards in this category.

The second category of our equity participation unit awards were granted between August 2015 and September 2015 with vesting occurring in two parts. One-half vests on the later to occur of the first date on which we have paid a regular quarterly distribution of at least \$0.6875 on each outstanding common unit (the "TEP Distribution Achievement Date") or May 13, 2018, and the other half vesting on the later to occur of the TEP Distribution Achievement Date or May 13, 2019. The TEP Distribution Achievement Date occurred on May 13, 2016, thus the awards in this category will vest as long as the employee satisfies the continuing service requirement set forth in the applicable award agreement. Mr. Jones and Mr. Watkins are the only Named Executive Officers that were granted equity participation units in this second category.

The third category of our equity participation unit awards were granted in November 2016 and will vest on November 1, 2019 as long as the employee satisfies the continuing service requirement set forth in the applicable award agreement. Mr. Jones and Mr. Watkins are the only Named Executive Officers that were granted equity participation units in this third category.

Long-Term Incentive Awards of TEGP. Our Named Executive Officers also participate in the Long-Term Incentive Plan established by the general partner of TEGP effective May 1, 2015 ("TEGP LTIP"). Pursuant to the TEGP LTIP, awards based on Class A shares of TEGP in the form of restricted shares, equity participation shares, options, share appreciation rights, distribution equivalent rights and share awards may be granted to employees, consultants, and directors of Tallgrass Management and its affiliates who perform services for or on behalf of TEGP or its affiliates, including TEP and Tallgrass Development (such awards, collectively with the awards under the TEP LTIP, the "LTIP Awards"). An equity participation share is the right to receive, upon the satisfaction of vesting criteria specified in the grant, a TEGP Class A share.

In 2015, grants of equity participation shares were made under TEGP LTIP, including a grant made to Mr. Jones and to Mr. Watkins, who are thus far the only Named Executive Officers to receive a grant under the TEGP LTIP. The terms of the awards to Mr. Jones and Mr. Watkins each stipulate that the equity participation shares will generally vest upon the later of the first date on which TEGP pays a regular quarterly distribution of at least \$0.35 on each outstanding Class A share (the "TEGP Distribution Date") or May 12, 2019. If TEGP has not distributed at least \$0.35 on each outstanding Class A Share for any full quarter ending on or before May 12, 2020, the unvested equity participation shares will expire and no vesting will occur. Mr. Jones and Mr. Watkins must also remain in continuous employment through the vesting date.

Relation of Compensation Elements to Compensation Objectives

Our compensation program is designed to motivate, reward and retain our Named Executive Officers. Cash bonuses serve as a near-term motivation and reward for achieving positive short-term results, such as meeting specified distribution growth and other financial guidance targets. Longer-term retention is facilitated by the requirement for continued employment or service for specified time periods in order for LTIP Awards to fully vest. The level of cash bonuses and LTIP Awards reflect the moderate salary profile of our Named Executive Officers and the weighting towards performance based, at-risk compensation.

We strive to focus on performance-based compensation elements in an attempt to create a performance-driven environment in which our Named Executive Officers are (i) motivated to perform over both the short-term and the long-term, (ii) appropriately rewarded for their services and (iii) encouraged to remain with us even after meeting long-term performance goals. We believe our compensation philosophy as implemented by application of the three primary compensation elements (i) aligns the interests of our Named Executive Officers with our unitholders, (ii) positions us to achieve our business goals, and (iii) effectively encourages the exercise of sound judgment and risk-taking that is conducive to creating and sustaining long-term value. We believe the processes we employ to apply the elements of compensation (as discussed in more detail below) provide an adequate level of oversight with respect to the degree of risk being taken by management to achieve short-term and long-term performance goals. See *"Relation of Compensation Policies and Practices to Risk Management."*

We believe our compensation program has been instrumental in our achievement of stated objectives. The first category of awards was granted between June 2013 and September 2015 with vesting contingent, in part, upon the Pony Express System going into commercial service, which occurred on October 2014. As noted above, two-thirds of those awards still remain subject to the continuing service requirement set forth in the applicable award agreement, which has supported our goal of long-term retention of Named Executive Officers. Additionally, one of the primary measures of our performance is our ability to enhance the ability of our assets to generate distributable cash flow that we can use to increase quarterly distributions to our unitholders. In the period since our initial public offering through December 31, 2016, our annual distribution per common unit has grown at a compound annual rate of 35%. This distribution growth has, in part, supported our decision to pay cash bonuses to our Named Executive Officers over that period.

Application of Compensation Elements

Salary. We do not make systematic annual adjustments to the salaries of our Named Executive Officers. We do, however, make salary adjustments as necessary to ensure that our salaries remain competitive in the industry marketplace.

Annual Discretionary Cash Bonuses. Annual discretionary bonuses are determined based on our performance relative to our annual budget, our distribution growth targets, and other quantitative and qualitative goals established each year. Such annual objectives are discussed and reviewed with the board of directors periodically during the year and then again in conjunction with the review and authorization of the annual budget and this annual report.

At the end of each year, the CEO, with assistance from other members of executive management, performs a quantitative and qualitative assessment of our performance relative to our goals. Key quantitative measures include Adjusted EBITDA, distributable cash flow, distribution coverage, and growth in the annualized quarterly distribution level per common unit relative to annual growth targets. We also compare our market performance relative to our MLP peers and major indices. Our primary performance metric is our ability to generate increasing and sustainable cash distributions to our unitholders. Accordingly, although net income and net income per unit are monitored to highlight inconsistencies with our primary performance metrics, we do not consider net income and net income per unit to be key performance measures. Executive management's analysis of our performance examines our accomplishments, shortfalls and overall performance against opportunity, taking into account controllable and non-controllable factors encountered during the year.

After the annual company-level performance analysis is completed by our CEO and other members of executive management, that same group, along with personnel from our human resources department, considers cash bonuses and salary adjustments for our employees, including our Named Executive Officers. There are no set formulas for determining salary adjustments or annual discretionary bonuses for our Named Executive Officers. Factors considered by executive management in determining the level of salary adjustment and bonus in general include (i) whether or not we achieved any goals established for the year and any notable shortfalls relative to expectations; (ii) the level of difficulty associated with achieving any such objectives based on the opportunities and challenges encountered during the year; (iii) current year operating and financial performance relative to both public guidance and prior year's performance; (iv) significant transactions or accomplishments for the period not included in the goals for the year; (v) our prospects at the end of the year with respect to future growth and performance; and (vi) our positioning at the end of the year with respect to our targeted credit profile. The CEO and other members of executive management take these factors into consideration, as well as the relative contributions of each of our Named Executive Officers to the year's performance, in developing recommendations for Named Executive Officer bonus amounts and salary adjustments.

These recommendations for discretionary bonus amounts and salary adjustments for our Named Executive Officers are presented to the board of directors of our general partner and the board of managers of Tallgrass Energy Holdings, adjusted as appropriate, and then formally approved by those boards. In several historical instances, the CEO has requested that his bonus amount be reduced, or eliminated.

Long-Term Incentive Awards. We do not make systematic annual grants of LTIP Awards to our Named Executive Officers. We have historically attempted to time the granting of LTIP Awards such that the creation of new long-term incentives coincides with the satisfaction of vesting criteria under existing awards. We have not formally decided on a recurring grant cycle for future grants, but we intend for future grants to provide a balance between a meaningful retention period for us and a visible, reasonable, growth-oriented reward for the executive officer. Under existing LTIP Awards, achievement of performance targets does not shorten the minimum service period requirement.

Application in 2016

At the beginning of 2016, we established the following financial performance objectives for 2016:

- Distributable Cash Flow of \$285 - 305 million for the year ended December 31, 2016;
- Distribution coverage of 1.05 - 1.15x for the year ended December 31, 2016; and
- Growth of approximately 20% in our annualized distribution rate for the calendar year 2016.

We achieved all of these goals:

- Our Distributable Cash Flow for the year ended December 31, 2016 was approximately \$408.5 million;
- Our distribution coverage for the year ended December 31, 2016 was 1.27x; and
- We grew our annualized distribution rate during calendar year 2016 by 27.3%.

Additionally, our internal qualitative goals included (a) advancing multi-year programs and initiatives and preparing the organization for future growth, and (b) continuing to promote a culture of safety and environmental responsibility throughout the organization. We achieved several accomplishments with respect to these qualitative goals, including:

- The acquisition by us of a 25% membership interest in Rockies Express from a unit of Sempra U.S. Gas and Power in May 2016;

- The acquisition by us of 100% of the membership interests in Terminals and 100% of the membership interests in NatGas from Tallgrass Development effective January 1, 2017; and
- Substantially completing the Rockies Express Zone 3 Capacity Enhancement Project during 2016, for an additional 0.8 Bcf/d of east-to-west Zone 3 mainline capacity.

For 2016, the elements of compensation were applied as described below.

Salary. In 2016, we did not implement material salary increases for our Named Executive Officers.

Cash Bonuses. Based on the CEO's annual performance review and the individual performance of each of our Named Executive Officers, the board of directors of our general partner approved the annual bonuses for our Named Executive Officers reflected in the Summary Compensation Table and notes thereto. Such amounts take into account performance relative to our 2016 goals; the level of difficulty associated with achieving such objectives; our relative positioning at the end of the year with respect to future growth and performance; the significant transactions or accomplishments for the period not included in the goals for the year; and our positioning at the end of the year with respect to our targeted credit profile. The board of directors of our general partner also considered, on a subjective basis, how well the executive officer performed his or her duties during the year.

Long-Term Incentive Awards. Pursuant to the TEP LTIP, Mr. Jones and Mr. Watkins each received a grant of 2,000 equity participation units in 2016. No equity participation shares were granted to a Named Executive Officer under the TEGP LTIP in 2016. As noted below, we believe the substantial direct and indirect equity interests held by our management team, including our Named Executive Officers, in TEP, TEGP, Tallgrass Equity and Tallgrass Energy Holdings aligns their interests with those of our unitholders, and is taken into account when considering the level of equity incentives in TEP and TEGP granted to our Named Executive Officers under our compensation programs.

Other Compensation Related Matters

Equity Ownership. Although we encourage our Named Executive Officers to acquire and retain ownership in TEP common units and TEGP Class A shares, we do not require our Named Executive Officers to maintain a specified equity ownership level. Our policies, including our Insider Trading Policy, strongly discourage our Named Executive Officers from using puts, calls or options to hedge the economic risk of their ownership in TEP or TEGP. Based on the closing price of TEP's common units and TEGP's Class A shares on February 15, 2017, the value of the combined equity ownership of our Named Executive Officers discussed below was significantly greater than their combined aggregate salaries and bonuses for 2016. We believe that the substantial direct and indirect equity interests held by our management team in TEGP, Tallgrass Energy Holdings and TEP further aligns their interests with those of our unitholders, and is taken into account when considering the level of equity incentives in TEP and TEGP granted to our Named Executive Officers under our compensation programs.

Equity Ownership in TEP. Our Named Executive Officers collectively own substantial equity in TEP. As of February 15, 2017, our Named Executive Officers directly owned, in the aggregate, 370,101 of our common units (excluding any unvested LTIP Awards).

Equity Ownership in TEGP and Tallgrass Energy Holdings. Some of our Named Executive Officers directly own Class A shares in TEGP and some of our Named Executive Officers indirectly own equity interests in Tallgrass Energy Holdings, Tallgrass Equity and TEGP through Tallgrass KC, an entity controlled by Mr. Dehaemers. As of February 15, 2017, our Named Executive Officers directly owned, in the aggregate, 572,652 of TEGP's Class A shares (excluding any unvested LTIP Awards). As of February 15, 2017, Tallgrass KC owned 27,376,110 Class B Shares in TEGP and 27,376,110 Units in Tallgrass Equity, representing an approximate 17.4% ownership interest in TEGP and Tallgrass Equity, respectively. On such date, Tallgrass KC also owned approximately 27.61% of the outstanding equity interests in Tallgrass Energy Holdings.

Recovery of Prior Awards. Except as provided by applicable laws and regulations, we do not have a policy with respect to adjustment or recovery of awards or payments if relevant company performance measures upon which previous awards were based are restated or otherwise adjusted in a manner that would have reduced the size of such award or payment if previously known.

Section 162(m). With respect to the deduction limitations under Section 162(m) of the Code, we are a limited partnership and do not fall within the definition of a "corporation" under Section 162(m).

Change-in-Control Triggers and Termination Payments. The equity participation unit and equity participation share grants to our Named Executive Officers include accelerated vesting triggered upon a change of control, as defined in the respective award agreements. The provision of equity acceleration for defined changes of control help to create a retention tool by assuring the executive that the benefit of the compensation arrangement will be at least partially realized despite the occurrence of an event that could materially alter the executive's employment arrangement. In addition, the employment agreement for Mr. Dehaemers provides for severance in the event his employment is terminated without "cause" or in the event he resigns for "good reason." See *"Potential Payments upon Termination or Change-in-Control."* No other Named Executive Officer has a contractual right to receive severance in the event of a termination of employment.

Relation of Compensation Policies and Practices to Risk Management

Our compensation policies and practices are designed to provide rewards for short-term and long-term performance, both on an individual basis and at the entity level. In general, optimal financial and operational performance, particularly in a competitive business like ours, requires some degree of risk-taking. Accordingly, the use of compensation as an incentive for performance could potentially cause management and others to take unnecessary or excessive risks to reach the performance thresholds. For us, such risks would primarily attach to the execution and financing of capital expansion projects and asset acquisitions and the realization of associated returns from both, as well as to certain commercial activities conducted in our operational segments.

From a risk management perspective, we monitor and structure our commercial activities in a manner intended to control and minimize the potential for unwarranted risk-taking. See Note 10 – *Risk Management* to our Consolidated Financial Statements in Item 8.—Financial Statements and Supplementary Data. We also monitor and measure our capital projects and acquisitions relative to expectations. In general, we believe our compensation arrangements serve to minimize the incentive for unwarranted risk-taking to achieve short-term, unsustainable results. See *"Compensation Discussion and Analysis – Relation of Compensation Elements to Compensation Objectives."*

In combination with our risk-management practices, we do not believe that risks arising from our compensation policies and practices for our employees are reasonably likely to have a material adverse effect on us.

Summary Compensation Table

The following table reflects the total compensation of the principal executive officer, the principal financial officer and the three other most highly compensated executive officers of our general partner for 2016 (the "Named Executive Officers") for services rendered to all Tallgrass-related entities, including TEP, TEGP, Tallgrass Management and Tallgrass Development, for the fiscal years ending December 31, 2016, 2015 and 2014.

	Year	Salary ⁽¹⁾	Bonus ⁽²⁾	Equity Awards ⁽³⁾	All Other Compensation ⁽⁴⁾	Total
David G. Dehaemers, Jr.	2016	\$ 300,000	\$ 651,467	\$ —	\$ 27,544	\$ 979,011
<i>President, Chief Executive Officer and Director</i>	2015	\$ 300,000	\$ 601,000	\$ —	\$ 27,796	\$ 928,796
	2014	\$ 300,000	\$ 251,000	\$ —	\$ 31,274	\$ 582,274
William R. Moler	2016	\$ 300,000	\$ 576,468	\$ —	\$ 24,544	\$ 901,012
<i>Executive Vice President, Chief Operating Officer and Director</i>	2015	\$ 300,000	\$ 551,000	\$ —	\$ 27,796	\$ 878,796
	2014	\$ 297,118	\$ 501,000	\$ —	\$ 30,436	\$ 828,554
Gary J. Brauchle	2016	\$ 294,904	\$ 576,144	\$ —	\$ 27,537	\$ 898,585
<i>Executive Vice President and Chief Financial Officer</i>	2015	\$ 275,000	\$ 551,000	\$ —	\$ 27,665	\$ 853,665
	2014	\$ 272,116	\$ 501,000	\$ —	\$ 26,059	\$ 799,175
Christopher R. Jones ⁽⁵⁾	2016	\$ 240,068	\$ 426,467	\$ 69,836	\$ 24,486	\$ 760,857
<i>Vice President, General Counsel and Secretary</i>						
Gary D. Watkins	2016	\$ 222,975	\$ 201,470	\$ 69,836	\$ 23,081	\$ 517,362
<i>Vice President and Chief Accounting Officer</i>	2015	\$ 212,322	\$ 201,000	\$ 1,226,264	\$ 22,152	\$ 1,661,738

- (1) Reflects actual salary received. Salary adjustments are typically implemented during February, which results in odd amounts actually received by the indicated Named Executive Officer. In our annual report on Form 10-K/A for the year ended December 31, 2014, the Named Executive Officer's adjusted annual salary, rather than the actual amount of salary received, was reported in the salary column for 2014.
- (2) Represents discretionary bonuses paid in 2017, 2016 and 2015 based on performance in 2016, 2015 and 2014, respectively, as well as a bonus of \$1,000 after tax that was paid to all employees in 2016 and a \$1,000 pre-tax bonus that was paid to all employees in 2015 and 2014.
- (3) The amounts in this column include both equity participation units granted pursuant to the TEP LTIP and equity participation shares granted pursuant to the TEGP LTIP. Mr. Jones and Mr. Watkins were the only Named Executive Officers to receive grants under the TEP LTIP during 2016 and Mr. Watkins was the only Named Executive Officer to receive grants under the TEGP LTIP during 2015. In addition, the amounts in this column represent the aggregate grant date fair value determined in accordance with ASC Topic 718 for equity participation units, or EPUs, granted under the TEP LTIP and equity participation shares granted under the TEGP LTIP. Pursuant to SEC rules, the amounts shown in the Summary Compensation Table for awards subject to performance conditions are based on the probable outcome as of the date of grant and exclude the impact of estimated forfeitures. The Equity participation units and equity participation shares are non-participating, therefore the grant date fair value is discounted from the grant date fair value of TEP's common units or TEGP's Class A shares, as appropriate, for the present value of the expected (but non-participating) future dividends during the vesting period. For additional information, see Note 16 – *Equity-Based Compensation* to our Consolidated Financial Statements in Item 8.—Financial Statements and Supplementary Data. These amounts do not correspond to the actual value that will be recognized by the executive.

- (4) The amounts in the column include the following: contributions under the 401(k) savings plan (includes \$26,500 for Mr. Dehaemers, \$26,500 for Mr. Moler, \$26,500 for Mr. Brauchle, \$23,629 for Mr. Jones, and \$22,297 for Mr. Watkins for the year ended December 31, 2016, \$26,500 for Mr. Dehaemers, \$26,500 for Mr. Moler, \$26,477 for Mr. Brauchle, and \$21,232 for Mr. Watkins for the year ended December 31, 2015, and \$30,000 for Mr. Dehaemers, \$29,615 for Mr. Moler, and \$25,519 for Mr. Brauchle for the year ended December 31, 2014) and the dollar value of premiums paid for group life, accidental death and dismemberment insurance.
- (5) Mr. Jones was appointed Vice President, General Counsel and Secretary of TEP and TEGP effective July 1, 2016.

Narrative Disclosure to Summary Compensation Table

A narrative description of all material factors necessary to an understanding of the information included in the above Summary Compensation Table is included in "Compensation Discussion and Analysis" and in the footnotes to such tables.

Grants of Plan-Based Awards Table

The following table provides information concerning each grant of an award made to a Named Executive Officer for 2016, including, but not limited to awards made under the TEP LTIP and TEGP LTIP.

	Grant Type	Grant Date	Number of Shares or Units	Grant Date Fair Value of Awards ⁽¹⁾
Christopher R. Jones				
<i>Vice President, General Counsel and Secretary</i>	TEP Equity Participation Units	11/2/2016	2,000 ⁽²⁾	\$ 69,836
	TEGP Equity Participation Shares	—	— ⁽³⁾	\$ —
Gary D. Watkins				
<i>Vice President and Chief Accounting Officer</i>	TEP Equity Participation Units	11/2/2016	2,000 ⁽²⁾	\$ 69,836
	TEGP Equity Participation Shares	—	— ⁽³⁾	\$ —

- (1) The amounts in this column include EPUs granted pursuant to the TEP LTIP. In addition, the amounts in this column represent the aggregate grant date fair value determined in accordance with ASC Topic 718 for equity participation units, or EPUs, granted under the TEP LTIP and equity participation shares granted under the TEGP LTIP. Pursuant to SEC rules, the amounts shown in this table for awards subject to performance conditions, if applicable, are based on the probable outcome as of the date of grant and exclude the impact of estimated forfeitures. The EPU and equity participation share grants are measured at their grant date fair value. The EPUs and equity participation shares are non-participating, therefore the grant date fair value is discounted from the grant date fair value of TEP's common units or TEGP's Class A shares, as appropriate, for the present value of the expected (but non-participating) future dividends during the vesting period. For additional information, see Note 16 – *Equity-Based Compensation* to our Consolidated Financial Statements in Item 8.— Financial Statements and Supplementary Data. These amounts do not correspond to the actual value that will be recognized by the executive.

- (2) Vesting of the equity participation units will occur on November 1, 2019.

- (3) There were no equity participation shares granted under the TEGP LTIP during the year ended December 31, 2016.

Outstanding Equity Awards at Fiscal Year-End

The following table reflects the outstanding equity awards of our Named Executive Officers as of December 31, 2016 under the TEP LTIP.

	Equity Participation Unit Awards ⁽¹⁾			
	Number of EPU Awards That Have Not Vested	Market Value of EPU Awards That Have Not Vested ⁽²⁾	Number of Unearned EPUs That Have Not Vested	Market or Payout Value of Unearned EPUs That Have Not Vested
David G. Dehaemers, Jr.	—	\$ —	—	\$ —
William R. Moler	33,333 ⁽³⁾	\$ 1,581,651	—	\$ —
Gary J. Brauchle.....	33,333 ⁽³⁾	\$ 1,581,651	—	\$ —
Christopher R. Jones	23,800 ⁽⁴⁾	\$ 1,129,310	—	\$ —
Gary D. Watkins.....	25,066 ⁽⁵⁾	\$ 1,189,382	—	\$ —

⁽¹⁾ The award agreements pursuant to which the EPUs set forth above were granted provide for the settlement of the EPUs in common units.

⁽²⁾ Reflects the closing price of \$47.45 per TEP common unit at December 30, 2016.

⁽³⁾ Mr. Moler and Mr. Brauchle each hold 33,333 EPUs that will vest on May 13, 2017.

⁽⁴⁾ Mr. Jones holds 16,000 EPUs that will vest on May 13, 2017, 2,900 EPUs that will vest on May 13, 2018, 2,900 EPUs that will vest on May 13, 2019, and 2,000 EPUs that will vest on November 1, 2019.

⁽⁵⁾ Mr. Watkins holds 16,666 EPUs that will vest on May 13, 2017, 3,200 EPUs that will vest on May 13, 2018, 3,200 EPUs that will vest on May 13, 2019, and 2,000 EPUs that will vest on November 1, 2019.

The following table reflects all outstanding equity awards of our named executive officers as of December 31, 2016 under the TEGP LTIP.

	Equity Participation Share Awards ⁽¹⁾			
	Number of Equity Participation Share Awards That Have Not Vested	Market Value of Equity Participation Share Awards That Have Not Vested	Number of Unearned Equity Participation Shares That Have Not Vested	Market or Payout Value of Unearned Equity Participation Shares That Have Not Vested ⁽²⁾
David G. Dehaemers, Jr.	—	\$ —	—	\$ —
William R. Moler	—	\$ —	—	\$ —
Gary J. Brauchle.....	—	\$ —	—	\$ —
Christopher R. Jones	—	\$ —	35,000 ⁽³⁾	\$ 938,000
Gary D. Watkins.....	—	\$ —	35,000 ⁽³⁾	\$ 938,000

⁽¹⁾ The award agreements pursuant to which the equity participation shares set forth above were granted provide for the settlement of the equity participation shares in TEGP Class A Shares.

⁽²⁾ Reflects the closing price of \$26.80 per TEGP Class A share at December 30, 2016.

⁽³⁾ Mr. Jones and Mr. Watkins each hold 35,000 equity participation shares that will vest upon the later to occur of the TEGP Distribution Achievement Date or May 12, 2019. If TEGP has not distributed at least \$0.35 on each outstanding Class A Share for any full quarter ending on or before May 12, 2020, the unvested equity participation shares will expire and no vesting will occur.

Units Vested

No TEP LTIP Awards or TEGP Equity Participation Share Awards vested during 2016.

Pension Benefits

We sponsor a 401(k) plan that is available to all employees, but we do not maintain a pension or defined benefit program.

Nonqualified Deferred Compensation and Other Nonqualified Deferred Compensation Plans

We do not have a nonqualified deferred compensation plan or program for our officers or employees.

Employment Agreement

On November 2, 2016, Mr. Dehaemers entered into a second amended and restated employment agreement with Tallgrass Management, our general partner, Tallgrass Energy Holdings, Tallgrass Equity and TEGP Management, pursuant to which he agreed to serve as the President and Chief Executive Officer of our general partner. Under the terms of the employment agreement, Mr. Dehaemers is entitled to receive an annual salary of \$300,000. In addition, Mr. Dehaemers is entitled to receive (i) benefits that are normally provided to senior executives of Tallgrass Management, (ii) reimbursement for all ordinary and necessary out-of-pocket expenses incurred by Mr. Dehaemers, and (iii) a policy of director and officer liability insurance. Mr. Dehaemers' employment is "at-will" and may be terminated at any time.

For a discussion of certain payments that Mr. Dehaemers may be entitled to upon the termination of his employment, please read "*Potential Payments Upon Termination or a Change-in-Control.*"

Potential Payments upon Termination or Change-in-Control

Termination

The employment agreement for Mr. Dehaemers provides that in the event his employment is terminated without "cause" or in the event he resigns for "good reason" he will receive: (i) a severance payment equal to \$900,000, payable in a lump sum within 60 days after the termination of his employment; and (ii) directors and officers liability insurance coverage for so long as he is subject to any claim arising from his employment by TEP and its Affiliates. In addition, upon any such termination, Mr. Dehaemers would receive payments related to his accrued and unpaid expenses, salary and benefits. Under Mr. Dehaemers' employment agreement:

- "Cause" means (i) his conviction of, or plea of nolo contendere to, any crime or offense constituting a felony under applicable law; (ii) his commission of fraud or embezzlement against Tallgrass Management or certain of its affiliates; (iii) gross neglect by Mr. Dehaemers of, or gross or willful misconduct of Mr. Dehaemers in connection with the performance of, his duties that is not cured within 30 days of receiving a written notice of such gross neglect or gross or willful misconduct; (iv) Mr. Dehaemers' willful failure or refusal to carry out the reasonable and lawful instructions of the board of managers of the entity with ultimate control over our general partner; (v) Mr. Dehaemers' failure to perform the duties and responsibilities of his office as his primary business activity; (vi) a judicial determination that Mr. Dehaemers has breached his fiduciary duties with respect to Tallgrass Management or certain of its affiliates; or (vii) Mr. Dehaemers' willful and material breach of his obligations under the operating agreements of our general partner or certain affiliates of Tallgrass Management, in his capacity as an officer of such entities.
- "Good reason" means (i) a material diminution of Mr. Dehaemers' duties and responsibilities to Tallgrass Management or certain of its affiliates to a level inconsistent with those of a chief executive officer; (ii) a material reduction in Mr. Dehaemers' cash compensation or the aggregate welfare benefits provided to him (excluding any reduction that is not limited to him specifically); (iii) a willful or intentional breach of his employment agreement by Tallgrass Management; or (iv) a willful or intentional breach by our general partner or certain affiliates of Tallgrass Management of a material provision of the applicable operating agreements of such entities that has a material and adverse effect on Mr. Dehaemers.

Other than the payments to Mr. Dehaemers pursuant to his employment agreement as described above, we are not obligated to make any cash payment or provide any benefit to our Named Executive Officers if their employment is terminated by us or by the Named Executive Officer, other than the payment of accrued and unpaid expenses, salary and benefits. In addition, any LTIP Awards that have not vested and/or become exercisable are terminated upon the termination of such Named Executive Officer's employment.

Change in Control

Employment Agreement. Upon a change in control, the employment agreement of Mr. Dehaemers generally does not provide for termination or severance benefits or payments in addition to those described above.

LTIP Award Agreements. In addition to the foregoing payments to Mr. Dehaemers pursuant to his employment agreement, the TEP LTIP Awards and TEGP LTIP Awards held by our Named Executive Officers typically provide for acceleration of vesting in connection with a change in control. The TEP LTIP Awards held by our Named Executive Officers vest and/or become exercisable in full upon a "change in control" of us or our general partner and the TEGP LTIP Awards held by our Named Executive Officers vest and/or become exercisable in full upon a "change in control" of TEGP or TEGP's general partner.

Under the TEP LTIP, "change of control" means the occurrence of one or more of the following events:

- any Person or group, other than Tallgrass Equity or its affiliates, becomes the owner, by way of merger, consolidation, recapitalization, reorganization or otherwise, of 50% or more of (A) the combined voting power of the equity interests in our general partner, or (B) the general partner interests in TEP (excluding incentive distribution rights);
- the limited partners of TEP approve, in one or a series of transactions, a plan of complete liquidation of TEP; or
- the sale or other disposition by TEP of all or substantially all of its assets in one or more transactions to any person other than our general partner or its affiliates.

Under the TEGP LTIP, "change of control" means the occurrence of one or more of the following events:

- any Person or group, other than Tallgrass Energy Holdings or its affiliates, becomes the owner, by way of merger, consolidation, recapitalization, reorganization or otherwise, of 50% or more of (A) the combined voting power of the equity interests in TEGP Management or (B) the general partner interests in TEGP;
- the limited partners of TEGP approve, in one or a series of transactions, a plan of complete liquidation of TEGP; or
- the sale or other disposition by TEGP of all or substantially all of its assets in one or more transactions to any person other than TEGP Management or an affiliate of the TEGP Management.

The following table sets forth the value of outstanding LTIP Awards that would have vested and/or become exercisable for each of the Named Executive Officers under the TEP LTIP and TEGP LTIP if a change in control occurred on December 31, 2016.

	Upon a Change in Control ⁽¹⁾	
David G. Dehaemers, Jr.		
<i>TEP LTIP</i>	\$	—
<i>TEGP LTIP</i>	\$	—
William R. Moler		
<i>TEP LTIP</i>	\$	1,581,651
<i>TEGP LTIP</i>	\$	—
Gary J. Brauchle		
<i>TEP LTIP</i>	\$	1,581,651
<i>TEGP LTIP</i>	\$	—
Christopher R. Jones		
<i>TEP LTIP</i>	\$	1,129,310
<i>TEGP LTIP</i>	\$	938,000
Gary D. Watkins		
<i>TEP LTIP</i>	\$	1,189,382
<i>TEGP LTIP</i>	\$	938,000

(1) The stated value upon a change in control is computed by assuming that a triggering change of control occurred on December 30, 2016 and multiplying the closing market price (TEP: \$47.45 and TEGP: \$26.80) of the relevant units and shares on such date by the number of units and shares that would have vested.

Confidentiality, Non-Compete and Non-Solicitation Arrangements

Under the terms of Mr. Dehaemers's employment agreement, he has agreed not to compete with Tallgrass Management or certain of its affiliates and not to solicit Tallgrass Management's or any of its affiliates' employees or interfere with certain business relationships during the term of his employment and for one year thereafter. Each of the Named Executive Officers has signed a confidentiality agreement in connection with their employment by Tallgrass Management.

Compensation of Directors

Officers or employees of Tallgrass Development or its affiliates, including directors affiliated with EMG or Kelso, who also serve as directors of our general partner do not receive additional compensation for such service. In 2016, directors of our general partner who are not also officers or employees of Tallgrass Development or its affiliates or affiliated with EMG or Kelso received cash compensation as follows:

- Quarterly cash payments of \$10,000, resulting in an effective annual cash payment of \$40,000.
- For serving as the conflicts committee chair, an annual committee chair cash payment of \$5,000.

All directors are also reimbursed for out-of-pocket expenses in connection with their service as directors, including costs incurred to attend meetings. Each director is fully indemnified by us for actions associated with being a director to the fullest extent permitted under Delaware law pursuant to our partnership agreement. Directors of our general partner are also eligible to receive grants under the TEP LTIP.

The following table sets forth certain information with respect to our non-employee director compensation during the year ended December 31, 2016.

Name and Principal Position	Fees Earned	EPU Awards	Non-Equity Incentive Plan Compensation	Total
Terrance D. Towner.....	\$ 40,000	\$ —	\$ —	\$ 40,000
Roy N. Cook	\$ 45,000	\$ —	\$ —	\$ 45,000
Jeffrey R. Armstrong.....	\$ 40,000	\$ —	\$ —	\$ 40,000

Compensation Committee Interlocks and Insider Participation

The listing rules of the NYSE do not require us to maintain, and we do not maintain, a compensation committee.

Mr. Dehaemers, as President and Chief Executive Officer, and Mr. Moler, as Executive Vice President and Chief Operating Officer, participate in their capacity as a director of our general partner in the deliberations of the Board concerning executive officer compensation. In addition, Mr. Dehaemers makes recommendations to the board of directors regarding named executive officer compensation, but Mr. Dehaemers is not present for any discussions regarding his performance or compensation.

Compensation Report of the Board of Directors

The Board of Directors of our general partner has reviewed and discussed the compensation discussion and analysis contained in this Annual Report on Form 10-K with management and, based on that review and discussion, has recommended that the compensation discussion and analysis be included in this Annual Report for the year ended December 31, 2016 for filing with the SEC.

David G. Dehaemers, Jr.
William R. Moler
Frank J. Loverro
Stanley de J. Osborne
Jeffrey A. Ball
John T. Raymond
Terrance D. Towner
Roy N. Cook
Jeffrey R. Armstrong

Item 12. Security Ownership of Certain Beneficial Owners and Management and Related Stockholder Matters

The following table sets forth the beneficial ownership of our units as of February 8, 2017 owned by:

- each person known by us to be a beneficial owner of more than 5% of the units;
- each of the directors of our general partner;
- each of the named executive officers of our general partner; and
- all directors and executive officers of our general partner as a group.

The amounts and percentage of units beneficially owned are reported on the basis of regulations of the SEC governing the determination of beneficial ownership of securities. Under the rules of the SEC, a person is deemed to be a "beneficial owner" of a security if that person has or shares "voting power," which includes the power to vote or to direct the voting of such

security, or "investment power," which includes the power to dispose of or to direct the disposition of such security. Except as indicated by footnote, the persons named in the table below have sole voting and investment power with respect to all units shown as beneficially owned by them, subject to community property laws where applicable.

Percentage of total units to be beneficially owned is based on 72,139,038 common units outstanding as of February 8, 2017.

Name of Beneficial Owner ⁽¹⁾	Common Units Beneficially Owned ⁽²⁾	Percentage of Common Units Beneficially Owned
Tallgrass Energy Holdings ⁽³⁾	25,619,218	35.51%
OppenheimerFunds, Inc. ⁽⁴⁾	3,827,358	5.31%
David G. Dehaemers, Jr. ⁽⁵⁾	312,847	*
William R. Moler ⁽⁶⁾	14,428	*
Gary J. Brauchle ⁽⁷⁾	25,780	*
Christopher R. Jones	10,378	*
Gary D. Watkins	6,668	*
Frank J. Loverro	—	—
Stanley de J. Osborne	—	—
Jeffrey A. Ball	20,000	*
John T. Raymond	100,000	*
Roy N. Cook	51,000	*
Terrance D. Towner	24,000	*
Jeffrey R. Armstrong	2,000	*
All directors and executive officers as a group (13 persons)	578,161	*

* Less than 1%.

⁽¹⁾ Unless otherwise indicated, the address for all beneficial owners in this table is c/o Tallgrass Energy Partners, LP, 4200 W. 115th Street, Suite 350, Leawood, Kansas 66211, Attn: General Counsel.

⁽²⁾ This column reflects the number of TEP common units held of record or owned through a bank, broker or other nominee. The common units of TEP presented as being beneficially owned by our general partner's directors and executive officers do not include the TEP common units held by Tallgrass Equity and Tallgrass Operations that may be attributable to such directors and officers based on their indirect ownership of Tallgrass Equity and Tallgrass Operations.

⁽³⁾ Consists of common units held of record by (i) Tallgrass Equity and (ii) Tallgrass Operations. Tallgrass Energy Holdings is the sole member of TEGP Management, LLC, TEGP's general partner. TEGP is the managing member of Tallgrass Equity. As such, Tallgrass Energy Holdings has the sole voting and dispositive power with respect to the common units owned by Tallgrass Equity. Tallgrass Energy Holdings, as the general partner of Tallgrass Development, which is the sole owner of Tallgrass Operations, also has the sole voting and dispositive power with respect to the common units owned by Tallgrass Operations. Tallgrass Energy Holdings is controlled by its board of directors, which currently consists of the following: David G. Dehaemers, Jr., William R. Moler, Frank J. Loverro, Stanley de J. Osborne, Jeffrey A. Ball and John T. Raymond. Each of the members of the board of directors of Tallgrass Energy Holdings may be deemed to beneficially own the common units owned by Tallgrass Equity and Tallgrass Operations; however, each disclaims beneficial ownership.

⁽⁴⁾ As reported on Schedule 13G filed with the SEC on February 6, 2017. Consists of common units of record by OppenheimerFunds, Inc. OppenheimerFunds, Inc. disclaims beneficial ownership pursuant to Rule 13d-4 of the Exchange Act of 1934. The business address for this person is Two World Financial Center, 225 Liberty Street, New York, New York 10281.

⁽⁵⁾ David G. Dehaemers, Jr. indirectly owns the common units through the David G. Dehaemers, Jr. Revocable Trust, dated April 26, 2006, for which Mr. Dehaemers serves as Trustee.

⁽⁶⁾ William R. Moler indirectly owns the common units through the William R. Moler Revocable Trust, under a trust agreement dated August 29, 2013, for which Mr. Moler serves as Trustee.

⁽⁷⁾ Gary J. Brauchle indirectly owns the common units through the Brauchle Revocable Trust, under trust agreement dated April 10, 2014, for which Mr. Brauchle serves as a Trustee.

Securities Authorized for Issuance Under Equity Compensation Plans

The following table provides information about TEP's common units that may be issued under equity compensation plans as of December 31, 2016:

Plan Category	(a) Number of securities to be issued upon exercise of outstanding options, warrants and rights	(b) Weighted average grant date fair value of outstanding options, warrants and rights	(c) Number of securities remaining available for future issuance under equity compensation plans (excluding securities reflected in column (a))
Equity compensation plans approved by security holders ⁽¹⁾	1,339,884	\$ 24.92	8,290,800
Equity compensation plans not approved by security holders ⁽²⁾	—	\$ —	—
Total	1,339,884	\$ 24.92	8,290,800

⁽¹⁾ Amounts shown represent equity participation unit awards outstanding under the TEP LTIP as of December 31, 2016. The outstanding awards will be settled in common units pursuant to the terms of the award agreements and are not subject to an exercise price.

⁽²⁾ There are no equity compensation plans in place pursuant to which TEP common units may be issued except for the TEP LTIP.

For additional information regarding the TEP LTIP, see Note 16 – *Equity-Based Compensation* to our Consolidated Financial Statements in Item 8.—Financial Statements and Supplementary Data of this Annual Report.

Item 13. Certain Relationships and Related Transactions, and Director Independence

As of February 15, 2017, Tallgrass Development owned 5,619,218 common units representing approximately 7.79% of our outstanding limited partner common units and Tallgrass Equity owned 20,000,000 common units representing approximately 27.72% of our outstanding limited partner common units. In addition, our general partner owns 834,391 general partner units representing an approximate 1.14% general partner interest in us and all of the incentive distribution rights.

Distributions and Payments to Our General Partner and Its Affiliates

The following information summarizes the distributions and payments made or to be made by us to our general partner and its affiliates in connection with our formation, ongoing operation and any liquidation of us. These distributions and payments were determined by and among affiliated entities and, consequently, are not the result of arm's-length negotiations.

Distributions of available cash to our general partner and its affiliates. We will generally make distributions of available cash to common unitholders pro rata (including Tallgrass Development as the holder of an aggregate of 5,619,218 common units) and to our general partner as follows: (1) an approximate 1.14% general partner interest with respect to TEP GP's general partner units and (2) as distributions of available cash exceed the MQD and other higher target levels specified in our partnership agreement, increasing percentages of distributions with respect to its IDRs, up to 48% of the distributions above the highest target level. Assuming we have sufficient available cash to pay the full MQD on all of our outstanding units for four quarters, our general partner and its affiliates would receive an annual distribution of approximately \$1.0 million on their general partner units and approximately \$30.0 million on their common units based on their ownership as of February 15, 2017. We have distributed available cash in excess of the MQD since the quarterly period ending September 30, 2013.

Payments to our general partner and its affiliates. Neither our general partner nor Tallgrass Energy Holdings and its affiliates receive a management fee or other compensation for managing us. Our general partner and Tallgrass Energy Holdings and its affiliates are reimbursed, however, for all direct and indirect expenses incurred on our behalf pursuant to our partnership agreement and the TEP Omnibus Agreement. Neither our partnership agreement nor the TEP Omnibus Agreement limit the amount of expenses for which our general partner or Tallgrass Energy Holdings and its affiliates may be reimbursed. Our partnership agreement provides that our general partner will determine in good faith the expenses that are allocable to us.

Withdrawal or removal of our general partner. If our general partner withdraws or is removed, its general partner interest and its IDRs will either be sold to the new general partner for cash or converted into common units, in each case for an amount equal to the fair market value of those interests.

Liquidation Stage. Upon our liquidation, the partners, including our general partner, will be entitled to receive liquidating distributions according to their particular capital account balances, as further detailed in our limited partnership agreement.

TEP Omnibus Agreement

Upon the closing of the IPO, we entered into the TEP Omnibus Agreement with Tallgrass Development, its general partner, Tallgrass Energy Holdings, and our general partner that governs our relationship with them regarding the following matters:

- the provision by Tallgrass Energy Holdings to us of certain administrative services and our agreement to reimburse it for such services;
- the provision by Tallgrass Energy Holdings of such employees as may be necessary to operate and manage our business, and our agreement to reimburse it for the expenses associated with such employees;
- certain indemnification obligations;
- our use of the name "Tallgrass" and related marks; and
- our right of first offer to acquire certain assets, including each of the Retained Assets from Tallgrass Development, if Tallgrass Development decides to sell such assets.

Reimbursement of General and Administrative Expenses

Pursuant to the TEP Omnibus Agreement, Tallgrass Energy Holdings performs, or causes its affiliates to perform, centralized corporate, general and administrative services for us, such as legal, corporate record keeping, planning, budgeting, regulatory, accounting, billing, business development, treasury, insurance administration and claims processing, risk management, health, safety and environmental, information technology, human resources, investor relations, cash management and banking, payroll, internal audit, taxes and engineering. In exchange, we reimburse it for expenses incurred in providing these services. The reimbursements to our general partner and Tallgrass Energy Holdings and its affiliates are made prior to cash distributions to our common unitholders. The TEP Omnibus Agreement further provides that we will reimburse Tallgrass Energy Holdings and its affiliates for our allocable portion of the premiums on any insurance policies covering our assets. We anticipate reimbursement to Tallgrass Energy Holdings and its affiliates will vary with the size and scale of our operations, among other factors.

For the years ended December 31, 2016, 2015 and 2014, we reimbursed Tallgrass Energy Holdings \$39.9 million, \$37.5 million and \$23.5 million, respectively, pursuant to the TEP Omnibus Agreement.

Indemnification

Under the terms of the TEP Omnibus Agreement, Tallgrass Development is required to indemnify us from liabilities arising out of any federal, state and local income tax liabilities attributable to the ownership and operation of the assets contributed to us in connection with the IPO until 60 days after the applicable statute of limitations. Tallgrass Development also agreed to use commercially reasonable efforts to obtain indemnification from Kinder Morgan for losses suffered or incurred by us with respect to the assets contributed to us as part of the IPO, to the extent that Kinder Morgan is obligated to indemnify Tallgrass Development under the purchase and sale agreement pursuant to which Tallgrass Development acquired the contributed assets and remit any proceeds received from Kinder Morgan pursuant to such indemnification obligations to us.

Kinder Morgan's indemnity obligations under the Kinder Morgan purchase agreement generally survived through February 13, 2014, although certain specified indemnities last for longer periods of time. Under the TEP Omnibus Agreement, we have agreed to indemnify Tallgrass Development for events and conditions associated with the operation of the contributed assets that occur on or after the closing of the IPO.

Right of First Offer

Under the terms of the TEP Omnibus Agreement, Tallgrass Development has granted us a right of first offer, for so long as Tallgrass Development or its affiliates, individually or as part of a group, control our general partner, on (i) the Retained Assets and (ii) any assets that are hereafter developed, constructed or acquired by Tallgrass Development or its subsidiaries (excluding the Partnership and its subsidiaries) for the purpose of processing natural gas in Natrona, Converse or Campbell counties in Wyoming, which we refer to collectively as the ROFO Assets. If Tallgrass Development or any of its affiliates decide to attempt to sell (other than to an affiliate of Tallgrass Development, excluding TEP and its subsidiaries) a ROFO Asset, Tallgrass Development or its affiliate will notify us in advance and, prior to selling such ROFO Asset to a third party, will negotiate with us exclusively and in good faith for a period of 45 days in order to give us an opportunity to enter into definitive documentation for the purchase and sale of such ROFO Asset on terms that are mutually acceptable to Tallgrass Development or its affiliate and us. If we and Tallgrass Development or its affiliate have not entered into a letter of intent or a definitive purchase and sale agreement with respect to such ROFO Asset within such 45-day period, Tallgrass Development or its affiliate will have the right to sell such ROFO Asset to a third party following the expiration of such 45-day period on any terms that are acceptable to Tallgrass Development or its affiliate and such third party. Our decision to acquire or not to acquire a ROFO Asset pursuant to this right will require the approval of the conflicts committee of the board of directors of our general partner.

Amendment and Termination

The TEP Omnibus Agreement can be amended by written agreement of all parties to the agreement. However, we may not agree to any amendment or modification that would, in the determination of our general partner, be adverse in any material respect to the holders of our common units without the prior approval of the conflicts committee. In the event of (i) a "change in control" (as defined in the TEP Omnibus Agreement) of the partnership or (ii) the removal of Tallgrass MLP GP, LLC as our general partner in circumstances where "cause" (as defined in our partnership agreement) does not exist and the common units held by our general partner and its affiliates were not voted in favor of such removal, the TEP Omnibus Agreement (other than the indemnification and reimbursement provisions therein) will be terminable by Tallgrass Development, and we will have a 90-day transition period to cease our use of the name "Tallgrass" and related marks.

Acquisitions from Tallgrass Development

On April 1, 2014, Tallgrass MLP Operations, LLC, a Delaware limited liability company and our wholly-owned subsidiary acquired 100% of the issued and outstanding membership interests in Trailblazer from Tallgrass Operations, LLC, a Delaware limited liability company and wholly-owned direct subsidiary of Tallgrass Development ("Tallgrass Operations"), for total consideration valued at approximately \$164 million, pursuant to that certain Contribution and Sale Agreement by and between Tallgrass Development, Tallgrass Operations, and us.

Effective September 1, 2014, we acquired a 33.3% membership interest in Pony Express, from Tallgrass Development for total consideration of approximately \$600 million pursuant to that certain Contribution and Transfer Agreement by and between Tallgrass Development, Pony Express, Tallgrass Operations, and us. At closing, we entered into a Second Amended and Restated Limited Liability Company Agreement of Pony Express effective September 1, 2014 with Tallgrass Development and Pony Express, which provided us a minimum quarterly preference payment of \$16.65 million through the quarter ending September 30, 2015 with distributions thereafter shared in accordance with the terms of the Second Amended and Restated Limited Liability Company Agreement. In connection with the transaction, Pony Express entered into a Cash Management Agreement effective August 27, 2014, under which cash balances were swept daily and recorded as loans from Pony Express to Tallgrass Development. \$270 million of the total consideration was subsequently swept to Tallgrass Development and was recorded as a related party loan which accrued interest at Tallgrass Development's incremental borrowing rate. As of September 1, 2014, balances lent to Tallgrass Development under the cash management agreement were classified as related party receivables on our consolidated balance sheet and were cash settled.

Effective March 1, 2015, we acquired an additional 33.3% membership interest in Pony Express from Tallgrass Development for total consideration of approximately \$700 million pursuant to that certain Purchase and Sale Agreement by and between Tallgrass Development, Tallgrass Operations and us. At closing, TEP, Tallgrass Development and Pony Express entered into a Third Amended and Restated Limited Liability Company Agreement of Pony Express effective March 1, 2015, which provided us a minimum quarterly preference payment of \$36.65 million through the quarter ending December 31, 2015 with distributions thereafter shared in accordance with the terms of the Third Amended and Restated Limited Liability Company Agreement.

Effective January 1, 2016, we acquired an additional 31.3% membership interest in Pony Express from Tallgrass Development for total cash consideration of approximately \$475 million and the issuance of 6,518,000 TEP common units, which TEP common units are subject to a call option granted by Tallgrass Operations in favor of us, pursuant to that certain Contribution and Transfer Agreement by and between Tallgrass Development, Tallgrass Operations and us. In July 2016, October 2016 and on February 1, 2017, we exercised the call option granted by Tallgrass Development covering 3,563,146, 1,251,760 and 1,703,094 common units, respectively. These common units were deemed canceled upon the exercise of the call option and as of such exercise date were no longer issued and outstanding. As of February 15, 2017, no common units remained subject to the call option.

On May 6, 2016, Tallgrass Development assigned us its right to purchase a 25% membership interest in Rockies Express from a unit of Sempra U.S. Gas and Power ("Sempra") pursuant to the purchase agreement originally entered into between Tallgrass Development's wholly-owned subsidiary and Sempra in March 2016. Subsequently on May 6, 2016, we closed the purchase of a 25% membership interest in Rockies Express from Sempra pursuant to the purchase agreement for cash consideration of approximately \$436.0 million, after making the adjustments to the purchase price required by the purchase agreement.

Effective January 1, 2017, we acquired 100% of the issued and outstanding membership interests in Terminals and 100% of the issued and outstanding membership interests in NatGas from TD for total cash consideration of \$140 million, pursuant to that certain Purchase and Sale Agreement by and between Tallgrass Development, Tallgrass Operations and us.

Following an offer received from Tallgrass Development with respect to common units owned by Tallgrass Development not subject to the call option, we repurchased 736,262 common units from Tallgrass Development at an aggregate price of approximately \$35.3 million, or \$47.99 per common unit, on February 1, 2017, which was approved by the conflicts committee of the board of directors of our general partner.

Competition

Under our partnership agreement, Tallgrass Development and its affiliates are expressly permitted to compete with us. Tallgrass Development and any of its affiliates, including EMG and Kelso may acquire, construct or dispose of additional transportation, storage, terminalling and processing or other assets in the future without any obligation to offer us the opportunity to purchase or construct those assets.

Contracts with Affiliates

Pony Express is party to a terminal lease and operating agreement with Tallgrass Sterling Terminal, LLC ("Sterling Terminal"), which was an indirect wholly-owned subsidiary of Tallgrass Development prior to our acquisition in January 2017. Pursuant to such agreement, Pony Express leases approximately 1.3 million barrels of crude oil storage and Sterling Terminal provides associated crude oil terminalling services. Pony Express pays Sterling Terminal a fixed monthly charge of \$942,000 per month, plus a volumetric charge of \$0.07 per barrel for each barrel delivered to the terminal in excess of 9,424,000 per month, subject in both cases to an annual 2% escalator. The initial five-year term of the agreement expires in May 2020. Pony Express made lease payments to Sterling Terminal of \$11.5 million and \$7.6 million during the years ended December 31, 2016 and 2015, respectively, pursuant to the agreement.

In May 2016, Pony Express entered into an electric service master meter agreement with Terminals, which was an indirect wholly-owned subsidiary of Tallgrass Development prior to our acquisition in January 2017. Pursuant to such agreement, Terminals receives electric power from Pony Express at the Sterling Terminal. Terminals pays Pony Express for its usage based on the charges incurred by Pony Express from its third-party electric service provider. Terminals made payments to Pony Express under the agreement of \$0.4 million during the year ended December 31, 2016.

Other Transactions

Tallgrass Management, LLC, an affiliate of our general partner, has one employee who is an immediate family member of a former executive officer of our general partner. Zach Rider, a manager of corporate development, is the son of George Rider, the former Executive Vice President, General Counsel and Secretary of TEP GP. For the years ended December 31, 2016, 2015 and 2014, he received cash compensation of \$186,246, \$179,357 and \$159,846, respectively, and standard employee benefits of approximately \$11,725, \$9,977 and \$13,747, respectively. For the year ended December 31, 2015, he was awarded 3,800 unvested EPU's with a grant date value of \$38.62 per EPU on terms consistent with all eligible employees. As of July 1, 2016, George Rider has retired and is no longer employed by Tallgrass Management, LLC.

Procedures for Review, Approval or Ratification of Transactions with Related Persons

The board of directors of our general partner has adopted a related party transactions policy (the "Policy"), which supplements the conflict of interest provisions in our code of business conduct and ethics. According to the Policy, a "Related Party Transaction" is an actual or proposed transaction, arrangement or relationship (or any series of similar transactions, arrangements or relationships) in which (a) the Partnership, our general partner or any of the Partnership's subsidiaries (collectively, the "Partnership Group") was, is or will be a participant, (b) the amount involved exceeds \$120,000, and (c) in which any Related Party had, has or will have a direct or indirect material interest. The Policy's definition of a "Related Party" is in line with the definition set forth in the instructions to Item 404(a) of Regulation S-K promulgated by the SEC. Transactions resolved under the conflicts provisions of our partnership agreement are not required to be reviewed or approved under the policy.

Under the Policy, the General Counsel and Chief Financial Officer or Chief Accounting Officer are responsible for determining whether a Related Party Transaction requires the approval of the Audit Committee. The Audit Committee is responsible for evaluating and assessing a proposed transaction based on the relevant facts and circumstances, including comparing the terms of the proposed transaction to the terms available to unrelated third parties. The Audit Committee shall approve only those Related Party Transactions that are either (i) on terms no less favorable to the Partnership Group than those generally being provided to or available from unrelated third parties or (ii) are fair and reasonable to the Partnership Group, taking into account the totality of the relationships between the parties involved.

If the General Counsel determines it is impractical or undesirable to wait until an Audit Committee meeting to consummate a Related Party Transaction, the chairman of the Audit Committee may review and approve the Related Party Transaction in accordance with the procedures set forth in the Policy. However, any such approval (and its rationale) must be reported to the Audit Committee at the next regularly scheduled meeting. A Related Party Transaction entered into without pre-approval of the Audit Committee shall not be deemed to violate the Policy, or be invalid or unenforceable, so long as the transaction is brought to the Audit Committee as promptly as reasonably practical after it is entered into and is subsequently ratified by the Audit Committee. If the Audit Committee determines not to ratify a Related Party Transaction that has been commenced without approval, the Audit Committee may direct the immediate discontinuation or rescission of the transaction, or modify the transaction to make it acceptable for ratification.

Director Independence

The information required by Item 407(a) or Regulation S-K is included in Item 10. Directors, Executive Officers and Corporate Governance.

Item 14. Principal Accounting Fees and Services

We have engaged PricewaterhouseCoopers LLP as our independent registered public accounting firm. The following table summarizes fees we were billed by PricewaterhouseCoopers LLP (or included in TD's general and administrative expense allocation to us) for independent auditing, tax and related services for each of the last two fiscal years:

	Year Ended December 31,	
	2016	2015
	(in thousands)	
Audit fees ⁽¹⁾	\$ 1,634	\$ 1,400
Audit related fees ⁽²⁾	—	—
Tax fees ⁽³⁾	445	495
Total.....	<u>\$ 2,079</u>	<u>\$ 1,895</u>

- (1) Audit fees represent amounts billed for each of the years presented for professional services rendered in connection with (i) the integrated audit of our annual financial statements and internal control over financial reporting, (ii) the review of our quarterly financial statements or (iii) those services normally provided in connection with statutory and regulatory filings or engagements including comfort letters, consents and other services related to SEC matters. This information is presented as of the latest practicable date for this Annual Report.
- (2) Audit-related fees represent amounts we were billed in each of the years presented for assurance and related services that are reasonably related to the performance of the annual audit or quarterly reviews of our financial statements and are not reported under audit fees.
- (3) Tax fees represent amounts we were billed in each of the years presented for professional services rendered in connection with tax compliance, tax advice and tax planning.

All services provided by our independent registered public accountant are subject to pre-approval by the audit committee of our general partner. The audit committee of our general partner is informed of each engagement of the independent registered public accountant to provide services under the policy. The audit committee of our general partner has approved the use of PricewaterhouseCoopers LLP as our independent registered public accounting firm, including all services rendered for the year ended December 31, 2016.

PART IV

Item 15. Exhibits, Financial Statement Schedules

(1) Financial Statements

Consolidated Financial Statements included in this Item 15:

Financial Statements of Rockies Express Pipeline LLC

FINANCIAL STATEMENTS

*ROCKIES EXPRESS
PIPELINE LLC*

For the years ended December 31, 2016, 2015 and 2014

Report of Independent Registered Public Accounting Firm

To the Board of Directors of Rockies Express Pipeline LLC:

We have audited the accompanying financial statements of Rockies Express Pipeline LLC, which comprise the balance sheets as of December 31, 2016 and 2015, and the related statements of income, members' equity, and cash flows for each of the three years in the period ended December 31, 2016.

Management's Responsibility for the Financial Statements

Management is responsible for the preparation and fair presentation of the financial statements in accordance with accounting principles generally accepted in the United States of America; this includes the design, implementation, and maintenance of internal control relevant to the preparation and fair presentation of financial statements that are free from material misstatement, whether due to fraud or error.

Auditors' Responsibility

Our responsibility is to express an opinion on the financial statements based on our audits. We conducted our audits in accordance with auditing standards generally accepted in the United States of America. Those standards require that we plan and perform the audit to obtain reasonable assurance about whether the financial statements are free from material misstatement.

An audit involves performing procedures to obtain audit evidence about the amounts and disclosures in the financial statements. The procedures selected depend on our judgment, including the assessment of the risks of material misstatement of the financial statements, whether due to fraud or error. In making those risk assessments, we consider internal control relevant to the Company's preparation and fair presentation of the financial statements in order to design audit procedures that are appropriate in the circumstances, but not for the purpose of expressing an opinion on the effectiveness of the Company's internal control. Accordingly, we express no such opinion. An audit also includes evaluating the appropriateness of accounting policies used and the reasonableness of significant accounting estimates made by management, as well as evaluating the overall presentation of the financial statements. We believe that the audit evidence we have obtained is sufficient and appropriate to provide a basis for our audit opinion.

Opinion

In our opinion, the financial statements referred to above present fairly, in all material respects, the financial position of Rockies Express Pipeline LLC as of December 31, 2016 and 2015, and the results of its operations and its cash flows for each of the three years in the period ended December 31, 2016, in accordance with accounting principles generally accepted in the United States of America.

Emphasis of Matter

As described in Note 6 to the financial statements, the Company has significant transactions with related parties. Our opinion is not modified with respect to this matter.

/s/ PricewaterhouseCoopers LLP

Denver, Colorado
February 15, 2017

ROCKIES EXPRESS PIPELINE LLC
BALANCE SHEETS

December 31,

2016	2015
------	------

(in millions)

ASSETS		
Current Assets:		
Cash and cash equivalents	\$ 118.4	\$ 48.0
Accounts receivable, net.....	59.4	87.6
Regulatory assets	12.3	0.3
Other current assets	5.6	4.0
Total Current Assets.....	195.7	139.9
Property, plant and equipment, net.....	6,063.7	5,941.0
Deferred charges and other assets	15.6	19.0
Total Noncurrent Assets.....	6,079.3	5,960.0
Total Assets.....	\$ 6,275.0	\$ 6,099.9
LIABILITIES AND EQUITY		
Current Liabilities:		
Accounts payable.....	\$ 38.1	\$ 29.0
Accrued interest.....	56.3	56.3
Accrued taxes	67.7	68.2
MFN revenue sharing liability.....	9.4	9.5
Construction advances	11.7	12.3
Accrued other current liabilities	4.9	4.5
Total Current Liabilities.....	188.1	179.8
Long-term Liabilities and Deferred Credits:		
Long-term debt	2,561.7	2,557.9
Other long-term liabilities and deferred credits.....	95.2	44.0
Total Long-term Liabilities and Deferred Credits	2,656.9	2,601.9
Commitments and Contingencies		
Members' Equity:		
Members' equity	3,430.0	3,318.2
Total Liabilities and Members' Equity	\$ 6,275.0	\$ 6,099.9

The accompanying notes are an integral part of these financial statements.

ROCKIES EXPRESS PIPELINE LLC
STATEMENTS OF INCOME

	Years Ended December 31,		
	2016	2015	2014
	(in millions)		
Revenues:			
Transportation services.....	\$ 715.1	\$ 779.0	\$ 703.6
Natural gas sales.....	—	2.1	36.7
Total Revenues.....	715.1	781.1	740.3
Operating Costs and Expenses:			
Cost of natural gas sales (exclusive of depreciation and amortization shown below).....	—	2.3	32.3
Cost of transportation services (exclusive of depreciation and amortization shown below)	26.5	30.2	29.8
Operations and maintenance.....	24.8	21.2	19.4
Depreciation and amortization	204.3	199.4	195.1
General and administrative.....	39.9	26.7	21.5
Taxes, other than income taxes.....	71.9	73.9	70.8
Total Operating Costs and Expenses	367.4	353.7	368.9
Operating Income	347.7	427.4	371.4
Other (Expense) Income:			
Interest expense, net	(158.6)	(170.1)	(185.3)
Gain on litigation settlement	61.7	—	—
Other income, net	27.7	6.6	3.3
Total Other Expense, net.....	(69.2)	(163.5)	(182.0)
Net Income to Members	\$ 278.5	\$ 263.9	\$ 189.4

The accompanying notes are an integral part of these financial statements.

ROCKIES EXPRESS PIPELINE LLC
STATEMENTS OF MEMBERS' EQUITY

	Total	Rockies Express Holdings, LLC	TEP REX Holdings, LLC	Sempra REX Holdings, LLC	P66 REX LLC
	(in millions)				
Members' Equity:					
Balance at December 31, 2013	\$ 2,826.8	\$ 1,413.2	\$ —	\$ 706.8	\$ 706.8
Net Income to Members	189.4	94.6	—	47.4	47.4
Contributions from Members	165.7	83.1	—	41.3	41.3
Distributions to Members	(361.7)	(180.9)	—	(90.4)	(90.4)
Balance at December 31, 2014	\$ 2,820.2	\$ 1,410.0	\$ —	\$ 705.1	\$ 705.1
Net Income to Members	263.9	131.9	—	66.0	66.0
Contributions from Members	733.1	366.5	—	183.3	183.3
Distributions to Members	(499.0)	(249.4)	—	(124.8)	(124.8)
Balance at December 31, 2015	\$ 3,318.2	\$ 1,659.0	\$ —	\$ 829.6	\$ 829.6
Net Income to Members	278.5	139.3	42.6	27.0	69.6
Contributions from Members	304.9	152.5	50.0	26.2	76.2
Distributions to Members	(471.6)	(235.8)	(75.9)	(42.0)	(117.9)
Transfer of equity interest (see Note 1).	—	—	840.8	(840.8)	—
Balance at December 31, 2016	<u>\$ 3,430.0</u>	<u>\$ 1,715.0</u>	<u>\$ 857.5</u>	<u>\$ —</u>	<u>\$ 857.5</u>

The accompanying notes are an integral part of these financial statements.

ROCKIES EXPRESS PIPELINE LLC
STATEMENTS OF CASH FLOWS

	Years Ended December 31,		
	2016	2015	2014
	(in millions)		
Cash Flows from Operating Activities:			
Net income to Members	\$ 278.5	\$ 263.9	\$ 189.4
Adjustments to reconcile net income to net cash flows from operating activities:			
Depreciation and amortization.....	209.6	204.8	201.1
Changes in components of working capital:			
Accounts receivable.....	28.2	(23.8)	6.3
Current regulatory assets and liabilities, net.....	(12.5)	(10.2)	(15.2)
Other current assets and liabilities.....	(0.7)	(0.9)	0.6
Accounts payable.....	12.2	3.7	0.8
Accrued taxes.....	(0.6)	3.7	(3.1)
Customer deposits.....	52.9	32.2	—
Other operating, net	(22.5)	(3.0)	(6.9)
Net Cash Provided by Operating Activities	545.1	470.4	373.0
Cash Flows from Investing Activities:			
Capital expenditures	(305.7)	(281.9)	(158.6)
Other investing, net	(2.3)	(1.9)	(2.0)
Net Cash Used in Investing Activities.....	(308.0)	(283.8)	(160.6)
Cash Flows from Financing Activities:			
Distributions to Members.....	(471.6)	(499.0)	(361.7)
Contributions from Members	304.9	733.1	165.7
Repayment of debt.....	—	(450.0)	—
Payments for deferred financing costs	—	(0.7)	—
Net Cash Used in Financing Activities	(166.7)	(216.6)	(196.0)
Net Change in Cash and Cash Equivalents	70.4	(30.0)	16.4
Cash and Cash Equivalents, beginning of period.....	48.0	78.0	61.6
Cash and Cash Equivalents, end of period.....	\$ 118.4	\$ 48.0	\$ 78.0
Supplemental Disclosure of Cash Flow Information:			
Cash paid during the period for interest (net of capitalized interest) ..	\$ 155.6	\$ 170.7	\$ 181.3
Schedule of Noncash Investing and Financing Activities:			
Increase in accrual for payment of property, plant and equipment	\$ —	\$ 8.4	\$ —

The accompanying notes are an integral part of these financial statements.

ROCKIES EXPRESS PIPELINE LLC
NOTES TO FINANCIAL STATEMENTS

1. Description of Business

Rockies Express Pipeline LLC ("Rockies Express") is a Federal Energy Regulatory Commission ("FERC") regulated natural gas transportation system with approximately 1,712 miles of natural gas pipeline, including laterals, extending from Opal, Wyoming and Meeker, Colorado to Clarington, Ohio and consisting of three zones:

- Zone 1 - a 328-mile pipeline from the Meeker Hub in Northwest Colorado, across Southern Wyoming to the Cheyenne Hub in Weld County, Colorado capable of transporting 2.0 Bcf/d of natural gas from west to east;
- Zone 2 - a 714-mile pipeline from the Cheyenne Hub to an interconnect in Audrain County, Missouri capable of transporting 1.8 Bcf/d of natural gas from west to east; and
- Zone 3 - a 643-mile pipeline from Audrain County, Missouri to Clarington, Ohio, which is bi-directional and capable of transporting 1.8 Bcf/d of natural gas from west to east and 2.6 Bcf/d of natural gas from east to west.

The member interests and voting rights in Rockies Express as of December 31, 2016 are as follows:

- 50% - Rockies Express Holdings, LLC ("REX Holdings"), an indirect wholly owned subsidiary of Tallgrass Development, LP ("TD");
- 25% - TEP REX Holdings, LLC ("TEP REX"), an indirect wholly owned subsidiary of Tallgrass Energy Partners, LP ("TEP"); and
- 25% - P66REX LLC, formerly known as COPREX LLC, a wholly owned subsidiary of Phillips 66.

On March 29, 2016, REX Holdings signed a Purchase Agreement with Sempra REX Holdings, LLC ("Sempra") to acquire Sempra's 25% membership interest in Rockies Express for cash consideration of \$440 million, subject to adjustment under the Purchase Agreement. A subsidiary of Phillips 66, which owns a 25% membership interest in Rockies Express, waived its right to purchase its proportionate share of Sempra's 25% membership interest. In exchange, TD and Sempra agreed to amend the Rockies Express limited liability company agreement to (i) increase the percentage with respect to matters that require approval, consent, or presence of the members of Rockies Express from 75% to 80%, and (ii) with respect to certain fundamental decisions, increase the required vote from 85% to 90% of the membership interests (the "REX Amendment").

On May 6, 2016, TEP REX and REX Holdings entered into an Assignment and Assumption Agreement pursuant to which REX Holdings assigned to TEP REX all of its rights under the Purchase Agreement and, in exchange, TEP REX assumed all of the rights and obligations of REX Holdings under the Purchase Agreement. Subsequently on May 6, 2016, TEP REX closed the purchase of a 25% membership interest in Rockies Express from Sempra pursuant to the Purchase Agreement for cash consideration of approximately \$436.0 million, after making the adjustments to the purchase price required by the Purchase Agreement. The REX Amendment became effective immediately prior to closing of the sale of the 25% membership interest.

2. Summary of Significant Accounting Policies

Basis of Presentation

The preparation of financial statements in conformity with accounting principles generally accepted in the United States of America ("GAAP") requires management to make estimates and assumptions. These estimates and assumptions affect the reported amounts of assets and liabilities, the disclosure of contingent assets and liabilities, and the reported amounts of revenues and expenses. Actual results could differ from these estimates. Certain prior year amounts have been reclassified to conform to the current presentation.

Cash and Cash Equivalents

Rockies Express considers all highly liquid investments purchased with an original maturity of three months or less to be cash equivalents.

Accounts Receivable and Allowance for Doubtful Accounts

Accounts receivable are carried at their estimated collectible amounts. Rockies Express makes periodic reviews and evaluations of the appropriateness of the allowance for doubtful accounts based on a statistical analysis of historical defaults, and adjustments are recorded as necessary for changes in circumstances and customer-specific information. When specific receivables are determined to be uncollectible, the reserve and receivable are relieved. Our allowance for doubtful accounts totaled \$2.0 million and \$1.0 million at December 31, 2016 and 2015, respectively.

Fuel Recovery Mechanism

Rockies Express obtains natural gas quantities from its shippers as reimbursement for fuel consumed at compressor stations and other locations on its system as well as for natural gas quantities lost and otherwise unaccounted for, in accordance with its tariff and applicable contract terms. Rockies Express tracks the volume and value of associated over- or under-collections of fuel and lost and unaccounted for quantities through a tracking mechanism referred to as "fuel tracker." Those amounts are recorded as an addition or reduction to a regulatory asset or liability balance representing the amounts to be recovered from or refunded to customers through the fuel tracker mechanisms. Fuel tracker volumes are valued using a weighted-average monthly index price.

Accounting for Regulatory Activities

Rockies Express' regulated activities are accounted for in accordance with the "Regulated Operations" Topic of the Financial Accounting Standards Board ("FASB") Accounting Standards Codification ("Codification"). This Topic prescribes the circumstances in which the application of GAAP is affected by the economic effects of regulation. Regulatory assets and liabilities represent probable future revenues or expenses to Rockies Express associated with certain charges and credits that will be recovered from or refunded to customers through the ratemaking process. Rockies Express recorded regulatory assets of approximately \$12.3 million and \$0.3 million at December 31, 2016 and 2015, respectively, and regulatory liabilities of approximately \$10,000 and \$0.5 million at December 31, 2016 and 2015, respectively. Regulatory assets and liabilities at December 31, 2016 and 2015 were primarily attributable to the fuel tracker discussed in "*Fuel Recovery Mechanism*" above. For additional details see Note 9 – *Regulatory Matters*.

Gas Imbalances

Gas imbalances receivable and payable reflect gas volumes owed between Rockies Express and its customers. Gas imbalances represent the difference between customer nominated versus actual gas receipts from and gas deliveries to interconnecting pipelines under various operational balancing agreements. Gas imbalances are settled in cash or made up in-kind subject to the terms of the various agreements and are valued at the average monthly index price.

Property, Plant and Equipment

Property, plant and equipment is stated at historical cost, which for constructed assets includes indirect costs such as payroll taxes, other employee benefits, allowance for funds used during construction and other costs directly related to the projects. Expenditures that increase capacities, improve efficiencies or extend useful lives are capitalized and depreciated over the remaining useful life of the asset or major asset component. We also capitalize certain costs directly related to the construction of assets, including internal labor costs, interest and engineering costs.

Routine maintenance, repairs and renewal costs are expensed as incurred. The cost of normal retirements of depreciable utility property, plant and equipment, plus the cost of removal less salvage value and any gain or loss recognized, is recorded in accumulated depreciation with no effect on current period earnings. Gains or losses are recognized upon retirement of property, plant and equipment constituting an operating unit or system, and land, when sold or abandoned and costs of removal or salvage are expensed when incurred.

Rockies Express maintains natural gas in its pipeline, known as "line pack," which serves to maintain the necessary pressure to allow efficient transmission of natural gas. Line pack is capitalized within "Property, plant and equipment, net" on the balance sheets and depreciated over the estimated useful life of the pipeline.

Impairment of Long-Lived Assets

Rockies Express reviews its long-lived assets for impairment whenever events or changes in circumstances indicate that the carrying amount of an asset may not be recoverable. An impairment loss results when the estimated undiscounted future net cash flows expected to result from the asset's use and its eventual disposition are less than its carrying amount. Rockies Express assesses its long-lived assets for impairment in accordance with the relevant Codification guidance. A long-lived asset is tested for impairment whenever events or changes in circumstances indicate its carrying amount may exceed its fair value.

Examples of long-lived asset impairment indicators include:

- a significant decrease in the market value of a long-lived asset or group;
- a significant adverse change in the extent or manner in which a long-lived asset or asset group is being used or in its physical condition;
- a significant adverse change in legal factors or in the business climate could affect the value of a long-lived asset or asset group, including an adverse action or assessment by a regulator which would exclude allowable costs from the rate-making process;

- an accumulation of costs significantly in excess of the amount originally expected for the acquisition or construction of the long-lived asset or asset group;
- a current period operating cash flow loss combined with a history of operating cash flow losses or a projection or forecast that demonstrates continuing losses associated with the use of a long-lived asset or asset group; and
- a current expectation that, more likely than not, a long-lived asset or asset group will be sold or otherwise disposed of significantly before the end of its previously estimated useful life.

When an impairment indicator is present, Rockies Express first assesses the recoverability of the long-lived assets by comparing the sum of the undiscounted future cash flows expected to result from the use and eventual disposition of the asset to the carrying amount of the asset. If the carrying amount is higher than the undiscounted future cash flows, the fair value of the asset is assessed using a discounted cash flow analysis to determine the amount of impairment, if any, to be recognized.

Depreciation and Amortization

Depreciation is computed based on the straight-line method over the estimated useful lives of property, plant and equipment. The annual composite rate of depreciation for the years ended December 31, 2016, 2015, and 2014 was 2.86%.

Allowance for Funds Used During Construction

Included in the cost of "Property, plant and equipment, net" on the accompanying balance sheets is an allowance for funds used during construction ("AFUDC"). AFUDC represents the estimated cost of debt, from borrowed funds, or the estimated cost of capital, from equity funds, during the construction period. During the years ended December 31, 2016, 2015, and 2014, Rockies Express recognized AFUDC associated with the estimated cost of capital from equity funds of approximately \$24.8 million, \$6.5 million, and \$3.3 million, respectively, recorded as "Other income, net" on the accompanying statements of income.

Revenue Recognition

Rockies Express provides various types of natural gas transportation services to its customers in which the natural gas remains the property of these customers at all times. In many cases (generally described as "firm service"), the customer pays a two-part rate that includes (i) a fixed-fee reserving the right to transport natural gas in Rockies Express' facilities and (ii) a per-unit rate for volumes actually transported. The fixed-fee component of the overall rate is recognized as revenue in the period the service is provided. The per-unit charge is recognized as revenue when the volumes are delivered to the customers' agreed upon delivery point. In other cases (generally described as "interruptible service"), there is no fixed-fee associated with the services because the customer accepts the possibility that service may be interrupted at the discretion of Rockies Express in order to serve customers who have purchased firm service. In the case of interruptible service, revenue is recognized in the same manner utilized for the per-unit rate for volumes transported under firm service agreements.

In addition to its "firm" and "interruptible" transportation services, Rockies Express also provides a natural gas park and loan service to assist customers in managing a short-term gas surplus or deficit and a pooling and wheeling service to assist customers in the aggregation of gas supply from physical point(s) within a specified hub to a central pooling point and the re-delivery of gas supply to physical points within the same hub. Revenues are recognized as services are provided, in accordance with the terms negotiated under these contracts.

Rockies Express recognizes revenue from natural gas sales when the natural gas is sold at a fixed or determinable price, delivery has occurred and title has transferred, and collectability of the revenue is reasonably assured.

Debt Issuance Costs

Debt issuance costs are amortized to interest expense over the life of the debt using the straight-line-method, which approximates the effective interest rate method. Debt issuance costs associated with long-term debt are classified with the corresponding debt on the accompanying balance sheets. Debt issuance costs associated with revolving credit facilities or lines of credit are classified as deferred charges and other assets on the accompanying balance sheets.

Deferred Charges and Deferred Credits

Rockies Express has \$4.5 million remaining of an initial \$20.0 million deferred charge and deferred credit relating to a customer contract. The deferred charge is being amortized using a straight-line-method over the life of the related contract. Amortization of the deferred charge for each of the years ended December 31, 2016, 2015, and 2014 was \$2.0 million and is included within transportation services revenues in the accompanying statements of income. The deferred credit is payable over a period of 10 years.

Environmental Matters

Rockies Express expenses or capitalizes, as appropriate, environmental expenditures that relate to current operations. Rockies Express expenses amounts that relate to an existing condition caused by past operations that do not contribute to current or future revenue generation. Rockies Express does not discount environmental liabilities to a net present value, and records environmental liabilities when environmental assessments and/or remedial efforts are probable and costs can be reasonably estimated. Generally, recording of these accruals coincides with the completion of a feasibility study or a commitment to a formal plan of action.

Fair Value

Fair value, as defined in the fair value measurement accounting guidance, is the price that would be received to sell an asset or paid to transfer a liability in an orderly transaction between market participants at the measurement date, or exit price. The fair value measurement accounting guidance requires that Rockies Express make assumptions that market participants would use in pricing an asset or liability based on the best information available. These factors include nonperformance risk (the risk that an obligation will not be fulfilled) and credit risk of the reporting entity (for liabilities) and of the counterparty (for assets). The fair value measurement guidance prohibits the inclusion of transaction costs and any adjustments for blockage factors in determining the instruments' fair value. The principal or most advantageous market should be considered from the perspective of the reporting entity. The fair value of current financial assets and liabilities approximate their reported carrying amounts as of December 31, 2016 and 2015.

Income Taxes

Rockies Express is a limited liability company that has elected to be treated as a partnership for income tax purposes. Accordingly, no provision for federal or state income taxes has been recorded in the financial statements of Rockies Express and the tax effects of Rockies Express' activities accrue to its Members.

New Accounting Pronouncements

Revenue Recognition

In May 2014, the FASB issued Accounting Standards Update ("ASU") No. 2014-09, Revenue from Contracts with Customers (Topic 606). ASU 2014-09 provides a comprehensive and converged set of principles-based revenue recognition guidelines which supersede the existing industry and transaction-specific standards. The core principle of the new guidance is that an entity should recognize revenue to depict the transfer of promised goods or services to customers in an amount that reflects the consideration to which the entity expects to be entitled in exchange for those goods or services. To achieve this core principle, entities must apply a five-step process to (1) identify the contract with a customer; (2) identify the performance obligations in the contract; (3) determine the transaction price; (4) allocate the transaction price to the performance obligations in the contract; and (5) recognize revenue when (or as) the entity satisfies a performance obligation. ASU 2014-09 also mandates disclosure of sufficient information to enable users of financial statements to understand the nature, amount, timing and uncertainty of revenue and cash flows arising from contracts with customers. The disclosure requirements include qualitative and quantitative information about contracts with customers, significant judgments and changes in judgments, and assets recognized from the costs to obtain or fulfill a contract.

Throughout 2015 and 2016, the FASB has issued a series of subsequent updates to the revenue recognition guidance in Topic 606, including ASU No. 2015-14, Revenue from Contracts with Customers (Topic 606): Deferral of the Effective Date, ASU No. 2016-08, Revenue from Contracts with Customers (Topic 606): Principal versus Agent Considerations (Reporting Revenue Gross versus Net), ASU No. 2016-10, Revenue from Contracts with Customers (Topic 606): Identifying Performance Obligations and Licensing, ASU No. 2016-12, Revenue from Contracts with Customers (Topic 606): Narrow-Scope Improvements and Practical Expedients, and ASU No. 2016-20, Technical Corrections and Improvements to Topic 606, Revenue from Contracts with Customers.

The amendments in ASU 2014-09, ASU 2016-08, ASU 2016-10, ASU 2016-12, and ASU 2016-20 are effective for public entities for annual reporting periods beginning after December 15, 2017, and for interim periods within that reporting period. Early application is permitted for annual reporting periods beginning after December 15, 2016.

Rockies Express is currently evaluating the impact of our pending adoption of the revised guidance. The status of its implementation is as follows:

- Rockies Express management has formed an implementation team that meets to discuss implementation challenges, technical interpretations, industry-specific treatment of certain revenue contract types, and project status.
- Rockies Express management is currently reviewing contracts for each revenue stream identified. Through this process, management is determining and documenting expected changes in revenue recognition upon adoption of the revised guidance.

- Rockies Express management plans to evaluate the potential information technology and internal control changes that will be required for adoption based on the findings from its contract review process.
- Rockies Express management plans to provide internal training and awareness related to the revised guidance to the key stakeholders throughout its organization.

Rockies Express will continue to conduct its contract review process throughout 2017 and, as a result, areas of impact may be identified. Rockies Express is in the process of quantifying the impact of adoption but cannot reasonably estimate such amount at this time. Rockies Express expects to adopt the new standard on January 1, 2018 using the modified retrospective approach. This approach allows Rockies Express to apply the new standard to (i) all new contracts entered into after January 1, 2018 and (ii) all existing contracts for which all (or substantially all) of the revenue has not been recognized under legacy revenue guidance as of January 1, 2018 through a cumulative adjustment to members' equity. Consolidated revenues presented in the comparative financial statements for periods prior to January 1, 2018 would not be revised.

ASU No. 2016-02, "Leases (Topic 842)"

In February 2016, the FASB issued ASU No. 2016-02, Leases (Topic 842). ASU 2016-02 provides a comprehensive update to the lease accounting topic in the Codification intended to increase transparency and comparability among organizations by recognizing lease assets and lease liabilities on the balance sheet and disclosing key information about leasing arrangements. The amendments in ASU 2016-02 include a revised definition of a lease as well as certain scope exceptions. The changes primarily impact lessee accounting, while lessor accounting is largely unchanged from previous GAAP.

The amendments in ASU 2016-02 are effective for public entities for annual reporting periods beginning after December 15, 2018, and for interim periods within that reporting period. Early application is permitted. Rockies Express is currently evaluating the impact of ASU 2016-02.

3. Property, Plant and Equipment

Rockies Express' property, plant and equipment, net consisted of the following:

	December 31,	
	2016	2015
	(in millions)	
Natural gas pipelines	\$ 7,085.8	\$ 7,062.6
General and other	9.9	9.2
Construction work in progress	503.2	202.0
Accumulated depreciation and amortization.....	(1,535.2)	(1,332.8)
Total property, plant and equipment, net.....	\$ 6,063.7	\$ 5,941.0

Depreciation expense was approximately \$204.3 million, \$199.4 million and \$195.1 million for the years ended December 31, 2016, 2015 and 2014, respectively. Capitalized interest was \$9.3 million, \$2.8 million, and \$1.0 million for the years ended December 31, 2016, 2015 and 2014, respectively.

4. Financing

Debt

Total outstanding debt as of December 31, 2016 and 2015 consisted of the following:

	December 31,	
	2016	2015
	(in millions)	
6.85% senior notes due July 15, 2018.....	\$ 550.0	\$ 550.0
6.00% senior notes due January 15, 2019	525.0	525.0
5.625% senior notes due April 15, 2020	750.0	750.0
7.50% senior notes due July 15, 2038.....	250.0	250.0
6.875% senior notes due April 15, 2040	500.0	500.0
Less: Unamortized debt discount and debt issuance costs	(13.3)	(17.1)
Total long-term debt.....	\$ 2,561.7	\$ 2,557.9

Rockies Express Senior Notes

The senior notes issued by Rockies Express are redeemable in whole or in part, at Rockies Express' option at any time, at redemption prices defined in the associated indenture agreements.

All payments of principal and interest with respect to the fixed rate senior notes are the sole obligation of Rockies Express. Note holders have no recourse against Rockies Express' Members or their respective officers, directors, employees, shareholders, members, managers, unit holders or affiliates for any failure by Rockies Express to perform or comply with its obligations pursuant to the notes or the indenture. As of December 31, 2016, we were in compliance with the covenants required under the senior notes.

Maturities of Debt

The scheduled maturities of Rockies Express' outstanding debt balances as of December 31, 2016 are summarized as follows (in millions):

Year	Scheduled Maturities
2017	\$ —
2018	550.0
2019	525.0
2020	750.0
2021	—
Thereafter	750.0
Total scheduled maturities.....	2,575.0
Unamortized debt discount and debt issuance costs.....	(13.3)
Total debt.....	\$ 2,561.7

Rockies Express Revolving Credit Facility

On October 1, 2015, Rockies Express entered into a \$150 million senior unsecured revolving credit facility ("the revolving credit facility") with Wells Fargo Bank, N.A., as administrative agent, and a syndicate of lenders, which will mature on January 31, 2020. The revolving credit facility includes a \$75 million sublimit for letters of credit and a \$20 million sublimit for swing line loans and may be used for working capital and general company purposes. The revolving credit facility also contains an accordion feature whereby Rockies Express can increase the size of the credit facility to an aggregate of \$200 million, subject to receiving increased or new commitments from lenders and the satisfaction of certain other conditions precedent. As of December 31, 2016, there were no outstanding borrowings or letters of credit issued under the revolving credit facility.

Borrowings under the credit facility bear interest, at Rockies Express' option, at either (a) a base rate, which will be a rate equal to the greatest of (i) the prime rate, (ii) the U.S. federal funds rate plus 0.5% and (iii) a one-month reserve adjusted Eurodollar rate plus 1.00% or (b) a reserve adjusted Eurodollar rate, plus, in each case, an applicable margin. For borrowings bearing interest based on the base rate, the applicable margin is initially 1.00%, and for loans bearing interest based on the reserve adjusted Eurodollar rate, the applicable margin is initially 2.00%. After the first full fiscal quarter, the applicable margin will range from 0.50% to 1.25% for base rate borrowings and 1.50% to 2.25% for reserve adjusted Eurodollar rate borrowings, based upon Rockies Express' total leverage ratio. The unused portion of the credit facility is subject to a commitment fee, which ranges from 0.20% to 0.45% based upon Rockies Express' total leverage ratio.

Rockies Express has the option to have the applicable margin determined based on Rockies Express' credit ratings should Rockies Express receive an investment grade credit rating from one or more of the ratings agencies in the future. If Rockies Express were to make an election to exercise this option, the applicable margin would range from 0.125% to 1.00% for base rate borrowings and 1.125% to 2.00% for reserve adjusted Eurodollar borrowings, based on Rockies Express' credit ratings. Under such an election, the commitment fee would range from 0.125% to 0.40%, also based on Rockies Express' credit ratings.

The revolving credit facility generally requires Rockies Express to comply with various affirmative and negative covenants, including a limit on the leverage ratio (as defined in the credit agreement) of Rockies Express and restrictions on:

- incurring secured indebtedness;
- entering into mergers, consolidations and sales of assets;
- granting liens;

- entering into transactions with affiliates; and
- making restricted payments.

As of December 31, 2016, we were in compliance with the covenants required under the revolving credit facility.

Repayment of 3.90% Senior Notes

The board of directors of Rockies Express approved repayment of the \$450 million 3.90% senior notes due April 15, 2015 ("2015 Notes") which was financed through capital contributions by the Members of Rockies Express in proportion to their respective ownership interests. The capital contribution was made by each Member of Rockies Express in accordance with Section 4.3.1 of Rockies Express' Second Amended and Restated Limited Liability Company Agreement, as amended, and was used to repay the 2015 Notes on April 15, 2015.

Fair Value

The following table sets forth the carrying amount and fair value of our long-term debt, which is not measured at fair value in the accompanying balance sheets as of December 31, 2016 and 2015, but for which fair value is disclosed:

	Fair Value				Carrying Amount
	Quoted prices in active markets for identical assets (Level 1)	Significant other observable inputs (Level 2)	Significant unobservable inputs (Level 3)	Total	
	(in millions)				
December 31, 2016	\$ —	\$ 2,684.9	\$ —	\$ 2,684.9	\$ 2,561.7
December 31, 2015	\$ —	\$ 2,412.6	\$ —	\$ 2,412.6	\$ 2,557.9

The long-term debt is carried at amortized cost, net of debt issuance costs. The estimated fair value of Rockies Express' outstanding private placement debt is based upon quoted market prices adjusted for illiquid markets. We are not aware of any factors that would significantly affect the estimated fair value subsequent to December 31, 2016.

5. Members' Equity

During the years ended December 31, 2016, 2015, and 2014, Rockies Express made distributions to Members of \$471.6 million, \$499.0 million, and \$361.7 million, respectively.

During the years ended December 31, 2016, 2015, and 2014, Rockies Express received contributions from Members of \$304.9 million, \$733.1 million, and \$165.7 million, respectively. Contributions from Members during the year ended December 31, 2016 were primarily used to fund the construction and other costs of the Zone 3 Capacity Enhancement project, as discussed in Note 9 – *Regulatory Matters*. Contributions from Members during the year ended December 31, 2015 were used to repay the 2015 Notes, as discussed in Note 4 – *Financing*, fund the construction and other costs of the Zone 3 East-to-West Project facilities and the Zone 3 Capacity Enhancement project and remaining costs associated with the Seneca Lateral Project facilities, and to increase cash on hand for working capital needs. Contributions from Members during the year ended December 31, 2014 were used to fund the construction and other costs of the Seneca Lateral Project facilities as well as to increase cash on hand for working capital needs.

Additional contributions and distributions were made subsequent to December 31, 2016. For details see Note 11 – *Subsequent Events*.

6. Related Party Transactions

Rockies Express has an operating agreement with Tallgrass NatGas Operator, LLC ("NatGas"), a subsidiary of TD, under which NatGas provides and bills Rockies Express for various services at cost including employee labor costs, information technology services, employee health and retirement benefits, and insurance for property and casualty risks. In addition, NatGas receives a management oversight fee in the amount of 1% of Rockies Express' earnings before interest, taxes, depreciation, and amortization. Effective January 1, 2017, NatGas was acquired by TEP. Rockies Express' practice is to settle receivable and payable balances that exist with affiliates in the following month.

Totals of significant transactions with affiliated companies are as follows:

	Years Ended December 31,		
	2016	2015	2014
	(in millions)		
Revenues: Transportation services ⁽¹⁾	\$ 14.4	\$ 10.8	\$ 13.5
Charges from TD:			
Compensation, benefits and other charges.....	\$ 20.6	\$ 18.5	\$ 17.1
General and administrative charges from affiliate.....	\$ 9.4	\$ 8.6	\$ 5.9
Oversight Fees:			
Tallgrass NatGas Operator, LLC.....	\$ 6.2	\$ 6.3	\$ 5.7

⁽¹⁾ Transportation services revenue for the years ended December 31, 2016, 2015, and 2014 is primarily from Sempra Energy prior to the May 6, 2016 sale of Sempra Energy's ownership to TEP REX Holdings, LLC as described in Note 1 – *Description of Business*.

Balances with affiliated companies included in the accompanying balance sheets are as follows:

	December 31,	
	2016	2015
	(in millions)	
Receivables from affiliated companies:		
Sempra Energy	\$ —	\$ 1.2
Total receivables from affiliated companies.....	\$ —	\$ 1.2
Payables to affiliated companies:		
TD.....	\$ 4.5	2.8
TEP.....	0.6	—
Total payables to affiliated companies.....	\$ 5.1	\$ 2.8

Gas imbalances with affiliated shippers are as follows:

	December 31,	
	2016	2015
	(in millions)	
Affiliate gas balance receivables.....	\$ —	\$ 0.2
Affiliate gas balance payables.....	\$ 0.2	\$ 0.1

7. Commitments and Contingent Liabilities

Leases

Total rental expense under operating leases was \$29.2 million, \$29.2 million, and \$29.3 million for the years ended December 31, 2016, 2015, and 2014, respectively. Future minimum commitments related to these leases as of December 31, 2016 are as follows (in millions):

Year	Future Minimum Lease Payments
2017	\$ 29.2
2018	29.2
2019	29.2
2020	29.2
2021	29.2
Thereafter	174.9
Total.....	\$ 320.9

The future minimum rental commitments are primarily attributable to a 20-year capacity lease agreement with Overthrust Pipeline Company ("Overthrust") which commenced on January 1, 2008. The capacity lease provides the right to transport on a firm basis 625 MMcf/d of natural gas through Overthrust's system from either the Williams Field Services Opal Processing Plant or the TEPPCO Pioneer Processing Plant to the Wamsutter interconnect.

Capital Expenditures

Approximately \$54.5 million of Rockies Express' capital expenditure budget for 2017 had been committed for purchases of property, plant and equipment at December 31, 2016.

8. Major Customers

During 2016, four non-affiliated shippers accounted for \$164.8 million (23%), \$82.9 million (12%), \$71.4 million (10%), and \$70.4 million (10%), respectively of Rockies Express' total revenues. During 2015, three non-affiliated shippers accounted for \$187.6 million (24%), \$163.0 million (21%), and \$104.6 million (13%), respectively of Rockies Express' total revenues. During 2014, four non-affiliated shippers accounted for \$186.5 million (25%), \$165.2 million (22%), \$110.2 million (15%), and \$101.4 million (14%), respectively of Rockies Express' total revenues. We attempt to mitigate credit risk by seeking collateral or financial guarantees and letters of credit from customers

9. Regulatory Matters

There are currently no proceedings challenging the currently effective transportation rates of Rockies Express. Regulators, as well as shippers on Rockies Express, do have rights, under circumstances prescribed by applicable law, to challenge the rates Rockies Express charges. Rockies Express can provide no assurance that current rates will remain unchallenged. Any successful challenge could have a material, adverse effect on Rockies Express' future earnings.

Petition for Declaratory Order – FERC Docket No. RP13-969-000

In June 2013, in Docket No. RP13-969-000, Rockies Express filed with the FERC a Petition for Declaratory Order which sought a ruling that the "most favored nations" or "MFN" provisions contained in Rockies Express' negotiated rate agreements ("NRAs") with its Foundation and Anchor Shippers would not prevent Rockies Express from providing firm transportation service at rates lower than Foundation and Anchor Shippers' rates that (1) have an east-to-west primary path; (2) are for a term of one year or longer; and (3) are limited to service in one rate zone and therefore do not utilize all of the same facilities or rate zones as the service provided pursuant to the Foundation and Anchor Shipper NRAs.

In September 2014, the FERC accepted amended contracts with three shippers holding MFN rights on Rockies Express, which reflect the terms of settlements between these shippers and Rockies Express. The settlements provide additional clarity with respect to the applicability of the settling shippers' MFN rights, sharing by Rockies Express of certain transportation revenues, and the withdrawal of the settling shippers from the Petition for Declaratory Order proceeding. Prior to December 2015, only one shipper with current MFN rights was still a party to the proceeding.

2015 Annual FERC Fuel Tracking Filings - Docket No. RP15-584-000

On February 27, 2015, Rockies Express made its annual fuel tracker filing with a proposed effective date of April 1, 2015 in Docket No. RP15-584-000. This filing incorporated the revised fuel and lost and unaccounted-for and power cost tracker mechanisms filed in Docket No. RP14-1003. The FERC issued an order accepting the filing on March 26, 2015 and on April 9, 2015, accepted an errata to the February 27, 2015 filing reflecting a corrected rate for the Cheyenne Booster rate (PCT Reimbursement Charge).

Seneca Lateral Facilities Conversion – FERC Docket No. CP15-102-000

On March 2, 2015 in Docket No. CP15-102-000, Rockies Express filed with the FERC an application for (1) authorization to convert certain existing and operating pipeline and compression facilities located in Noble and Monroe Counties, Ohio (Seneca Lateral Facilities described in Docket Nos. CP13-539-000 and CP14-194-000) from Natural Gas Policy Act of 1978 Section 311 authority to NGA Section 7 jurisdiction, and (2) issuance of a certificate of public convenience and necessity authorizing Rockies Express to operate and maintain the Seneca Lateral Facilities. On April 7, 2016, the FERC issued a Certificate to Rockies Express granting its requested authorizations. As directed by the FERC, Rockies Express filed revised rates for NGA service on the Seneca Lateral, and the Seneca Lateral commenced NGA service on June 1, 2016.

Rockies Express Zone 3 Capacity Enhancement Project – FERC Docket No. CP15-137-000

On March 31, 2015 in Docket No. CP15-137-000, Rockies Express filed with the FERC an application for authorization to construct and operate (1) three new mainline compressor stations located in Pickaway and Fayette Counties, Ohio and Decatur County, Indiana; (2) additional compressors at an existing compressor station in Muskingum County, Ohio; and (3) certain ancillary facilities. The proposed facilities will increase the Rockies Express Zone 3 east-to-west mainline capacity by 0.8 Bcf/d. Pursuant to the FERC's obligations under the National Environmental Policy Act, FERC staff issued an Environmental Assessment for the project on August 31, 2015. On February 25, 2016, the FERC issued a Certificate of Public Convenience and Necessity authorizing Rockies Express to proceed with the project. On March 14, 2016, Rockies Express commenced construction of the project facilities. The project was placed in-service for the 0.8 Bcf/d on January 6, 2017.

2016 Annual and Interim FERC Fuel Tracking Filings - Docket Nos. RP16-702 and RP17-240

On March 1, 2016, Rockies Express made its annual fuel tracker filing with a proposed effective date of April 1, 2016 in Docket No. RP16-702. The FERC issued an order accepting the filing on March 25, 2016. On December 1, 2016, Rockies Express made an interim fuel tracker filing with a proposed effective date of January 1, 2017 in Docket No. RP17-240. The FERC issued an order accepting the filing on December 29, 2016. The filing reflected a corrected rate for a previous inadvertent error made in the allocation of Overthrust, Echo Springs, and Wamsutter fuel between non-expansion and expansion volumes during the period from July 2014 through July 2016.

Electric Power Charge Clarification - Docket No. RP17-285

On December 21, 2016, in Docket No. RP17-285, Rockies Express proposed certain revisions to the General Terms and Conditions of its tariff to clarify that the electric power costs associated with the operation of gas coolers installed in association with the Zone 3 Capacity Enhancement Project (i.e. at both electric and gas powered stations), will be included in the Power Cost Tracker. Several shippers submitted comments on the proposal. The FERC issued an order on January 19, 2017 accepting the proposed revisions permitting the recovery of electric power costs from the operation of both gas and electric powered compressor stations, subject to certain clarifications.

10. Legal and Environmental Matters

Legal

In addition to the matters discussed below, Rockies Express is a defendant in various lawsuits arising from the day-to-day operations of its business. Although no assurance can be given, Rockies Express believes, based on its experiences to date, that the ultimate resolution of such routine items will not have a material adverse impact on its business, financial position, results of operations or cash flows.

Rockies Express has evaluated claims in accordance with the accounting guidance for contingencies that it deems both probable and reasonably estimable and, accordingly, have recorded no reserve for legal claims as of December 31, 2016 and 2015.

Mineral Management Service Lawsuit

On June 30, 2009, Rockies Express filed claims against Mineral Management Service, a former unit of the U.S. Department of Interior (collectively "Interior") for breach of its contractual obligation to sign transportation service agreements for pipeline capacity that it had agreed to take on Rockies Express. The Civilian Board of Contract Appeals ("CBCA") conducted a trial and ruled that Interior was liable for breach of contract, but limited the damages Interior was required to pay. On September 13, 2013, the United States Court of Appeals for the Federal Circuit issued a decision affirming that Interior was liable for its breach of contract, but reversing the CBCA's decision to limit damages. The case was remanded to the CBCA for the purpose of calculating damages at a hearing. On May 20, 2016, Rockies Express and Interior agreed to resolve the claims in this matter in exchange for a \$65 million cash payment to Rockies Express. Interior paid the amount due Rockies Express on June 23, 2016, at which time Rockies Express recognized a gain on the litigation settlement.

Ultra Resources

In early 2016, Ultra Resources, Inc. ("Ultra") defaulted on its firm transportation service agreement for approximately 0.2 Bcf/d through November 11, 2019. In late March 2016, Rockies Express terminated Ultra's service agreement. On April 14, 2016, Rockies Express filed a lawsuit against Ultra for breach of contract and damages in Harris County, Texas, seeking approximately \$303 million in damages and other relief. On April 29, 2016, Ultra and certain of its debtor affiliates filed for protection under Chapter 11 of the United States Bankruptcy Code in United States Bankruptcy Court for the Southern District of Texas, which operated as a stay of the Harris County state court proceeding.

On January 12, 2017, Rockies Express and Ultra entered into an agreement to settle Rockies Express' approximately \$303 million claim against Ultra's bankruptcy estate. The settlement agreement includes Ultra's agreement to: (i) make a cash payment to Rockies Express of \$150 million in accordance with the plan of reorganization, but no later than October 30, 2017; and (ii) enter a new, seven-year firm transportation agreement with Rockies Express commencing December 1, 2019, for west-to-east service of 0.2 Bcf/d at a rate of approximately \$0.37, or approximately \$26.8 million annually. The settlement is part of Ultra's Chapter 11 reorganization plan, which must be submitted to the U.S. Bankruptcy Court for approval.

Michels Corporation

On June 17, 2014, Michels Corporation ("Michels") filed a complaint and request for relief against Rockies Express in the Court of Common Pleas, Monroe County, Ohio, as a result of work performed by Michels to construct the Seneca Lateral Pipeline in Ohio. Michels sought unspecified damages from Rockies Express and asserted claims of breach of contract, negligent misrepresentation, unjust enrichment and quantum meruit. Michels also filed notices of Mechanic's Liens in Monroe and Noble Counties, asserting \$24.2 million as the amount due.

On February 2, 2017, Rockies Express and Michels entered into a binding settlement agreement to resolve the claims brought by Michels in exchange for a \$10 million cash payment by Rockies Express. The cash payment will be paid promptly after entering into the definitive agreement with respect to the settlement.

Environmental, Health and Safety

Rockies Express is subject to a variety of federal, state and local laws that regulate permitted activities relating to air and water quality, waste disposal, and other environmental matters. Rockies Express believes that compliance with these laws will not have a material adverse impact on its business, cash flows, financial position or results of operations. However, there can be no assurances that future events, such as changes in existing laws, the promulgation of new laws, or the development of new facts or conditions will not cause Rockies Express to incur significant costs.

11. Subsequent Events

Subsequent events, which are events or transactions that occurred after December 31, 2016 through the issuance of the accompanying financial statements, have been evaluated through February 15, 2017.

Members' Equity

Rockies Express paid distributions of \$43.8 million to its Members and received contributions from Members of \$11.8 million in January 2017.

(2) Financial Statement Schedules

All schedules are omitted because they are either not applicable or the required information is shown in the Consolidated Financial Statements or notes thereto included in Item 8 of this Form 10-K.

(3) Exhibits

<u>Exhibit No.</u>	<u>Description</u>
3.1	Certificate of Limited Partnership of Tallgrass Energy Partners, LP, dated as of February 6, 2013 (incorporated by reference to Exhibit 3.1 to the Partnership's Registration Statement on Form S-1 (File No. 333-187595) filed on March 28, 2013).
3.2	Certificate of Amendment to Certificate of Limited Partnership of Tallgrass Energy Partners, LP, dated as of February 7, 2013 (incorporated by reference to Exhibit 3.2 to the Partnership's Registration Statement on Form S-1 (File No. 333-187595) filed on March 28, 2013).
3.3	Amended and Restated Agreement of Limited Partnership of Tallgrass Energy Partners, LP, dated May 17, 2013 (incorporated by reference to Exhibit 3.2 to the Partnership's Current Report on Form 8-K filed on May 17, 2013).
3.4	Certificate of Formation of Tallgrass MLP GP, LLC, dated as of February 6, 2013 (incorporated by reference to Exhibit 3.4 to the Partnership's Registration Statement on Form S-1 (File No. 333-187595) filed on March 28, 2013).
3.5	Second Amended and Restated Limited Liability Company Agreement of Tallgrass MLP GP, LLC, dated May 17, 2013 (incorporated by reference to Exhibit 3.4 to the Partnership's Current Report on Form 8-K filed on May 17, 2013).
3.6	Amendment No. 1, dated February 19, 2015, to Second Amended and Restated Limited Liability Company Agreement of Tallgrass MLP GP, LLC, dated May 17, 2013 (incorporated by reference to Exhibit 3.8 to the Partnership's Annual Report on Form 10-K/A filed on June 6, 2015).
3.7	Third Amended and Restated Limited Liability Company Agreement of Tallgrass Pony Express Pipeline, LLC, dated as of March 1, 2015, by and among Tallgrass Pony Express Pipeline, LLC, Tallgrass Operations, LLC, and Tallgrass PXP Holdings, LLC (incorporated by reference to Exhibit 10.2 to the Partnership's Current Report on Form 8-K filed on March 2, 2015).
4.1	Indenture, dated September 1, 2016, among Tallgrass Energy Partners, LP, Tallgrass Energy Finance Corp., the Guarantors named therein and U.S. Bank National Association, as trustee (incorporated by reference to Exhibit 4.1 to the Partnership's Current Report on Form 8-K filed on September 1, 2016).
4.2	Form of 5.50% Senior Note (included as Exhibit A in Exhibit 4.1 which is incorporated by reference to Exhibit 4.1 to the Partnership's Current Report on Form 8-K filed on September 1, 2016).
10.1	Omnibus Agreement, dated May 17, 2013, by and among Tallgrass Development, LP, Tallgrass Energy Partners, LP, Tallgrass MLP GP, LLC and Tallgrass Development GP, LLC (incorporated by reference to Exhibit 10.2 to the Partnership's Current Report on Form 8-K filed on May 17, 2013).
10.2†	Tallgrass MLP GP, LLC Long-Term Incentive Plan (incorporated by reference to Exhibit 10.4 to the Partnership's Current Report on Form 8-K filed on May 17, 2013).
10.3†	Form of Employee Equity Participation Unit Agreement (incorporated by reference to Exhibit 4.5 to the Partnership's Registration Statement on Form S-8 filed on June 28, 2013).
10.4†*	Second Amended and Restated Employment Agreement, dated November 2, 2016, by and among Tallgrass Management, LLC, Tallgrass Energy Holdings, LLC, Tallgrass Equity, LLC, Tallgrass MLP GP, LLC, TEGP Management, LLC and David G. Dehaemers, Jr.
10.5	Revolving Credit Agreement, dated May 17, 2013, by and among Tallgrass Energy Partners, LP, Barclays Bank PLC, as administrative agent, and a syndicate of lenders named therein (incorporated by reference to Exhibit 10.3 to the Partnership's Current Report on Form 8-K filed on May 17, 2013).
10.6	Amendment No. 1, dated June 25, 2014, to the Revolving Credit Agreement, dated May 17, 2013, by and among Tallgrass Energy Partners, LP, Barclays Bank PLC, as administrative agent, and a syndicate of lenders named therein (incorporated by reference to Exhibit 10.1 to the Partnership's Current Report on Form 8-K filed on June 30, 2014).

- 10.7 Amendment No. 2 to Credit Agreement, dated as of November 24, 2015, by and among Tallgrass Energy Partners, LP, Barclays Bank PLC, as administrative agent, and a syndicate of lenders named therein (incorporated by reference to Exhibit 10.1 to the Partnership's Current Report on Form 8-K filed on November 30, 2015).
- 10.8 Amendment No. 3 to Credit Agreement, dated January 11, 2016, by and among Tallgrass Energy Partners, LP, Barclays Bank PLC, as administrative agent, and a syndicate of lenders named therein (incorporated by reference to Exhibit 10.10 to the Partnership's Annual Report on Form 10-K filed on February 17, 2016).
- 10.9 Amendment No. 4 to Credit Agreement, dated as of April 27, 2016, by and among Tallgrass Energy Partners, LP, Barclays Bank PLC, as administrative agent, and a syndicate of lenders named therein (incorporated by reference to Exhibit 10.1 to the Partnership's Current Report on Form 8-K filed on April 28, 2016).
- 10.10 Purchase and Sale Agreement, dated as of March 1, 2015, by and among Tallgrass Energy Partners, LP, Tallgrass Development, LP and Tallgrass Operations, LLC (incorporated by reference to Exhibit 10.1 to the Partnership's Current Report on Form 8-K filed on March 2, 2015).
- 10.11 Contribution and Transfer Agreement, dated January 1, 2016, by and among Tallgrass Energy Partners, LP, Tallgrass Operations, LLC, and for certain limited purposes, Tallgrass Development, LP (incorporated by reference to Exhibit 10.14 to the Partnership's Annual Report on Form 10-K filed on February 17, 2016).
- 10.12 Transfer, Purchase and Sale Agreement, dated as of December 16, 2015, by and between Whiting Oil and Gas Corporation, BNN Western, LLC and BNN Redtail, LLC (incorporated by reference to Exhibit 10.1 to the Partnership's Current Report on Form 8-K filed on December 16, 2015).
- 10.13 Membership Interest Purchase Agreement, dated as of March 29, 2016, by and between Sempra REX Holdings, LLC and TEP REX Holdings, LLC (as successor by assignment to Rockies Express Holdings, LLC) (incorporated by reference to Exhibit 10.2 to the Partnership's Quarterly Report on Form 10-Q filed on August 3, 2016).
- 10.14 Assignment and Assumption Agreement, dated as of May 6, 2016, by and among Rockies Express Holdings, LLC, TEP REX Holdings, LLC and, for the limited purposes set forth therein, Tallgrass Development, LP (incorporated by reference to Exhibit 10.3 to the Partnership's Quarterly Report on Form 10-Q filed on August 3, 2016).
- 10.15 Second Amended and Restated Limited Liability Company Agreement of Rockies Express Pipeline LLC, dated effective as of January 1, 2010, among Rockies Express Holdings, LLC (as successor by assignment to Kinder Morgan W2E Pipeline LLC), TEP REX Holdings, LLC (as successor by assignment to Sempra REX Holdings, LLC and P&S Project I, LLC), and P66REX LLC (f/k/a COPREX LLC) (incorporated by reference to Exhibit 10.4 to the Partnership's Quarterly Report on Form 10-Q filed on August 3, 2016).
- 10.16 Amendment No. 1 to Second Amended and Restated Limited Liability Company Agreement of Rockies Express Pipeline LLC, dated effective as of November 13, 2012, among Kinder Morgan W2E Pipeline LLC, TEP REX Holdings, LLC (as successor by assignment to Sempra REX Holdings, LLC and P&S Project I, LLC), Rockies Express Holdings, LLC and P66REX LLC (f/k/a COPREX LLC) (incorporated by reference to Exhibit 10.5 to the Partnership's Quarterly Report on Form 10-Q filed on August 3, 2016).
- 10.17 Amendment No. 2 to Second Amended and Restated Limited Liability Company Agreement, dated effective as of May 5, 2016, among Sempra REX Holdings, LLC and P&S Project I, LLC, Rockies Express Holdings, LLC and P66REX LLC (incorporated by reference to Exhibit 10.6 to the Partnership's Quarterly Report on Form 10-Q filed on August 3, 2016).
- 10.18 Purchase and Sale Agreement, dated as of January 1, 2017, by and among Tallgrass Energy Partners, LP, Tallgrass Development, LP and Tallgrass Operations, LLC (incorporated by reference to Exhibit 10.1 to the Partnership's Current Report on Form 8-K filed on January 3, 2017).
- 12.1* Ratio of Earnings to Fixed Charges
- 21.1* List of Subsidiaries of Tallgrass Energy Partners, LP.
- 23.1* Consent of PricewaterhouseCoopers LLP on Consolidated Financial Statements of Tallgrass Energy Partners, LP and the effectiveness of Tallgrass Energy Partners, LP's internal control over financial reporting.
- 23.2* Consent of PricewaterhouseCoopers LLP on Financial Statements of Rockies Express Pipeline LLC.
- 31.1* Rule 13a-14(a)/15d-14(a) Certification of David G. Dehaemers, Jr.
- 31.2* Rule 13a-14(a)/15d-14(a) Certification of Gary J. Brauchle.
- 32.1* Section 1350 Certification of David G. Dehaemers, Jr.

32.2* Section 1350 Certification of Gary J. Brauchle.
101.INS* XBRL Instance Document.
101.SCH* XBRL Taxonomy Extension Schema Document.
101.CAL* XBRL Taxonomy Extension Calculation Linkbase Document.
101.DEF* XBRL Taxonomy Extension Definition Linkbase Document.
101.LAB* XBRL Taxonomy Extension Label Linkbase Document.
101.PRE* XBRL Taxonomy Extension Presentation Linkbase Document.

* - filed herewith

† - Management contract of compensatory plan or arrangement required to be filed as an exhibit to this Form 10-K pursuant to Item 15(b).

Item 16. Form 10-K Summary

Not applicable.

SIGNATURES

Pursuant to the requirements of Section 13 or 15(d) of the Securities Exchange Act of 1934, the registrant has duly caused this report to be signed on its behalf by the undersigned, thereunto duly authorized.

Tallgrass Energy Partners, LP

By: Tallgrass MLP GP, LLC, its general partner

By: /s/ David G. Dehaemers, Jr.

David G. Dehaemers, Jr.

President and Chief Executive Officer of Tallgrass MLP
GP, LLC (the general partner of Tallgrass Energy
Partners, LP)

Date: February 15, 2017

SIGNATURES

Pursuant to the requirements of the Securities Exchange Act of 1934, this report has been signed below by the following persons on behalf of the registrant and in the capacities and on the dates indicated.

<i>Name</i>	<i>Title</i>	<i>Date</i>
<u>/s/ David G. Dehaemers, Jr.</u> David G. Dehaemers, Jr.	Director, President and Chief Executive Officer (Principal Executive Officer)	February 15, 2017
<u>/s/ Gary J. Brauchle</u> Gary J. Brauchle	Executive Vice President and Chief Financial Officer (Principal Financial Officer)	February 15, 2017
<u>/s/ Gary D. Watkins</u> Gary D. Watkins	Vice President and Chief Accounting Officer (Principal Accounting Officer)	February 15, 2017
<u>/s/ Frank J. Loverro</u> Frank J. Loverro	Director	February 15, 2017
<u>/s/ Stanley de J. Osborne</u> Stanley de J. Osborne	Director	February 15, 2017
<u>/s/ Jeffrey A. Ball</u> Jeffrey A. Ball	Director	February 15, 2017
<u>/s/ John T. Raymond</u> John T. Raymond	Director	February 15, 2017
<u>/s/ William R. Moler</u> William R. Moler	Director	February 15, 2017
<u>/s/ Terrance D. Towner</u> Terrance D. Towner	Director	February 15, 2017
<u>/s/ Roy N. Cook</u> Roy N. Cook	Director	February 15, 2017
<u>/s/ Jeffrey R. Armstrong</u> Jeffrey R. Armstrong	Director	February 15, 2017

SECOND AMENDED AND RESTATED EMPLOYMENT AGREEMENT

This Second Amended and Restated Employment Agreement (this “Agreement”) is entered into on November 2, 2016, by and among Tallgrass Management, LLC, a Delaware limited liability company (the “Company”), Tallgrass Energy Holdings, LLC, a Delaware limited liability company formerly known as Tallgrass Development GP, LLC (“Holdings”), Tallgrass Equity, LLC, a Delaware limited liability company formerly known as Tallgrass GP Holdings, LLC (“Tallgrass Equity”), Tallgrass MLP GP, LLC, a Delaware limited liability company (“MLP GP”), TEGP Management, LLC, a Delaware limited liability company (“TEGP Management,” and together with Holdings, Tallgrass Equity, and MLP GP, the “Partnership Entities”) and David G. Dehaemers, Jr., an individual (“Dehaemers”).

RECITALS

WHEREAS, the Company, Holdings, Tallgrass Equity, MLP GP and Dehaemers are parties to that certain Amended and Restated Employment Agreement, dated May 17, 2013 (the “Prior Agreement”); and

WHEREAS, the Company is a subsidiary of Holdings, which is the general partner of Tallgrass Development, LP, a Delaware limited liability company (“Development”), and the sole member of TEGP Management, the general partner of Tallgrass Energy GP, LP, a Delaware limited partnership (“TEGP Partnership”); and

WHEREAS, TEGP Management and TEGP Partnership were formed by Holdings for the purposes of effecting an initial public offering of Class A Shares representing limited partner interests of TEGP Partnership that closed in May 2015 (the “Offering”); and

WHEREAS, in connection with the reorganization transactions necessary for purposes of effecting the Offering, (i) Tallgrass Equity distributed its membership interest in Holdings to the then-current members of Tallgrass Equity, pro rata, and (ii) Tallgrass Equity’s members amended and restated Tallgrass Equity’s limited liability company agreement making TEGP Partnership the managing member; and

WHEREAS, Tallgrass Equity owns 100% of MLP GP, and MLP GP is the general partner of Tallgrass Energy Partners, LP (the “MLP”); and

WHEREAS, the Company, the Partnership Entities and Dehaemers wish to amend and restate the Prior Agreement to reflect, among other items, the entity name changes and structure changes above and it is the parties’ intention and agreement for Dehaemers to be employed by the Company and to serve as the President and Chief Executive Officer of the Company and each of the Partnership Entities pursuant to this Agreement; and

WHEREAS, pursuant to Section 11 of the Prior Agreement, amendment of the Prior Agreement requires a writing signed by the parties thereto.

NOW, THEREFORE, the Prior Agreement is amended and restated in its entirety as follows:

1. **Employment.** The Company agrees to continue to employ Dehaemers and Dehaemers agrees to continue to be employed by the Company as President and Chief Executive Officer upon the terms and conditions of this Agreement until such employment is terminated as provided in Section 7. So long as Dehaemers is employed by the Company as its President and Chief Executive Officer, each of the Partnership Entities agrees that Dehaemers will also serve as and be appointed President and Chief Executive Officer of each of the Partnership Entities.
2. **Compensation.** For all services rendered by Dehaemers to the Company, the Partnership Entities and each of the downstream affiliates of the Partnership Entities (the Partnership Entities and such downstream affiliates, the “Constituent Companies”), the Company will pay Dehaemers a base monthly salary of \$25,000 (\$300,000 if annualized), which will accrue and be payable monthly in arrears in accordance with the Company’s general payroll practices. All payments made and benefits provided by the Company to Dehaemers under this Agreement are subject to any applicable withholding and other applicable taxes.
3. **Additional Benefits; Expenses; Liability Insurance.**
 - (a) Dehaemers will be eligible for additional benefits, by way of insurance, hospitalization and vacations normally provided to senior executives of the Company, pursuant to the terms of those plans, programs and policies of the Company in effect during his employment by the Company, and such additional benefits, if any, as determined by the Board of Managers of Holdings.
 - (b) The Company will reimburse Dehaemers for all ordinary and necessary out-of-pocket expenses incurred and paid by Dehaemers in the course of the performance of his duties pursuant to this Agreement and

consistent with the Company's policies in effect from time to time with respect to travel, entertainment and other business expenses, and subject to the Company's requirements with respect to the manner of approval and reporting of these expenses.

- (c) So long as Dehaemers is employed under this Agreement and thereafter so long as Dehaemers is subject to any possible claim, the Company and the Partnership Entities will purchase and maintain in effect for the benefit of Dehaemers one or more valid and enforceable policies of directors and officers liability insurance providing, in all respects, coverage at least as beneficial to Dehaemers as that provided pursuant to the insurance policies in place on the date hereof.
4. Duties. So long as Dehaemers is employed under this Agreement, Dehaemers will (a) devote his best efforts and his entire business time (other than as a result of illness or disability) to further the interests of the Company and the Constituent Companies, (b) carry out the reasonable and lawful instructions of the Board of Managers of Holdings (other than as a result of illness or disability) with respect to those matters reserved to the Board of Managers of Holdings pursuant to Section 8.1 of the Second Amended and Restated Limited Liability Company Agreement of Holdings, dated May 11, 2015 (as amended, restated or otherwise modified from time to time, the "Holdings LLC Agreement"), (c) truthfully and accurately maintain and preserve the records of the Company and the Constituent Companies and make all reports reasonably required by the Board of Managers of Holdings, and (d) fully account for all monies and other property of the Company or any of the Constituent Companies that he may from time to time have in his custody and deliver the same to the Company or its designee to the extent reasonably directed to do so; provided that, so long as it does not materially interfere with his duties, nothing herein will preclude Dehaemers from accepting appointment to or continuing to serve on any board of directors (or similar governing body) or as trustee of any business (not competing with any of the Constituent Companies) or any charitable organization, from engaging in charitable and community activities, from delivering lectures and fulfilling speaking engagements, or from directing and managing his personal investments and those of his family.
5. Covenant Not to Compete. Dehaemers acknowledges that, during his employment with the Company, he, at the expense of the Company and the Constituent Companies, will establish favorable relations with the customers to, and regulators of, the Company and the Constituent Companies and will receive and have access to the intellectual property and confidential information of the Company and the Constituent Companies. Therefore, in consideration of these relationships, his employment with the Company, and to further protect the intellectual property and confidential information of the Company and the Constituent Companies, Dehaemers agrees that, during the term of his employment by the Company and for a period of one year from and after the voluntary or involuntary termination of employment for any or no reason, he will not, directly or indirectly, without the express written consent of the Board of Managers of Holdings except when and as requested to do in and about the performance of his duties under this Agreement:
 - (a) own, manage, operate, control or participate in the ownership, management, operation or control of, or have any interest, financial or otherwise, in or act as an officer, director, partner, principal, member, manager, shareholder, employee, agent, representative, consultant or independent contractor of, or in any way assist any person or entity in the conduct of, any business located in or doing business in the area where a Constituent Company is engaged or becomes engaged in any business competitive to any business engaged in by a Constituent Company during the term of his employment by the Company, including, but not limited to, any business that is engaged in the interstate transportation via pipeline of natural gas, petroleum or petroleum byproducts; provided, however, that notwithstanding the foregoing, Dehaemers may own up to 5% of the outstanding equity securities in any corporation or entity that is listed upon a national stock exchange or actively traded in the over-the-counter market; provided, further, that notwithstanding the foregoing, Dehaemers may own, directly or indirectly, an ownership interest in the general partner of Plains All American Pipeline, L.P. or their affiliates or successors; provided, further, that notwithstanding the foregoing, Dehaemers may place or invest money with one or more private equity firms (or related investment funds or vehicles) that compete (or own or invest in companies that compete) with a Constituent Company so long as Dehaemers does not control or otherwise direct the activities of the private equity firm (or related investment funds or vehicles) or control or otherwise direct the investment in the competing portfolio company; or
 - (b) entice, induce or in any manner influence any person who has an employee or independent contractor relationship with the Company or any Constituent Company and with whom Dehaemers had contact, directly or indirectly, during the term of his employment to change or end such relationship for the purpose of engaging in a business in competition with any business engaged in by the Company or any Constituent Company during the term of his employment by the Company or hire any such person.

6. Specific Performance. Recognizing that irreparable damage will result to the Company and the Constituent Companies in the event of the breach of any of the foregoing covenants and assurances by Dehaemers contained in Section 5, and that the Company's remedies at law for any such breach or threatened breach will be inadequate, the Company, in addition to such other remedies that may be available to it, will be entitled to an injunction, including a mandatory injunction, to be issued by any court of competent jurisdiction ordering compliance with this Agreement or enjoining and restraining Dehaemers, and each and every person and entity acting in concert or participation with him, from the continuation of the breach. The Company will not be required to obtain a bond in an amount greater than \$1,000. The covenants and obligations of Dehaemers set forth in Section 5 are in addition to and not in lieu of or exclusive of any other obligations and duties of Dehaemers to the Company, whether express or implied in fact or in law.
7. Termination.
 - (a) Dehaemers's employment by the Company will terminate immediately (unless otherwise determined by the Board of Managers of Holdings) upon the occurrence of any of the following: (1) the death, mental or physical incapacity or inability to perform the essential functions of his job for a consecutive period of 90 days or a non-consecutive period of 120 days during any 12-month period, as reasonably determined by the Board of Managers of Holdings after consultation with an independent physician selected by the Company (such periods to be extended if appropriate as a reasonable accommodation for a disability); or (2) the winding up and final distribution of the assets of each of Development, the MLP and TEGP Partnership.
 - (b) Dehaemers's employment by the Company will terminate on the date specified in a notice of termination (which may not be less than 30 days after the date of the notice) from a majority of the members of the Board of Managers of Holdings (excluding Dehaemers or any of his designees), which may be sent at the discretion of a majority of the members of the Board of Managers of Holdings (excluding Dehaemers or any of his designees), as a result of the occurrence of any of the following: (1) Dehaemers and his Permitted Transferees (as defined in the Holdings LLC Agreement) cease to control Tallgrass KC, LLC; or (2) Dehaemers and his Permitted Transferees cease to have direct or indirect beneficial ownership of at least 12.5% of the total Common GP Interests (as such term is defined in the Holdings LLC Agreement).
 - (c) The Company may terminate Dehaemers's employment for Cause or without Cause. "Cause" means: (1) his conviction of, or plea of nolo contendere to, any crime or offense constituting a felony under applicable law, other than any motor vehicle violations for which no custodial penalty is imposed; (2) his commission of fraud or embezzlement against the Company or any Constituent Company; (3) gross neglect by Dehaemers of, or gross or willful misconduct by Dehaemers in connection with the performance of, his duties to the Company that, if curable, is not cured within 30 days after a written notice of such gross neglect, or gross or willful misconduct, specifically identifying the gross neglect or misconduct, is delivered by a majority of the members of the Board of Managers of Holdings (excluding Dehaemers or any of his designees) to Dehaemers; (4) Dehaemers willfully fails or refuses to carry out the reasonable and lawful instructions of the Board of Managers of Holdings (other than as a result of illness or disability) with respect to those matters reserved to the Board of Managers of Holdings pursuant to Section 8.1 of the Holdings LLC Agreement, and, in each case, such failure or refusal has continued for a period of 30 calendar days following written notice from the majority of the members of the Board of Managers of Holdings (excluding Dehaemers or any of his designees); (5) his failure to perform the duties and responsibilities of his office as his primary business activity, provided that, so long as it does not materially interfere with his duties on behalf of the Company, nothing herein will preclude Dehaemers from accepting appointment to or continuing to serve on any board of directors (or similar governing body) or as trustee of any business corporation (not competing with any Constituent Company) or any charitable organization, from engaging in charitable and community activities, from delivering lectures and fulfilling speaking engagements, or from directing and managing his personal investments and those of his family; (6) a judicial determination that he has breached his fiduciary duties with respect to the Company or any Constituent Company; or (7) his willful and material breach of his obligations in the Holdings LLC Agreement (in his capacity as an officer and not in his capacity as a Member), his obligations in the Second Amended and Restated Limited Liability Company Agreement of Tallgrass Equity, dated as of May 12, 2015, as amended, restated or otherwise modified from time to time (in his capacity as an officer and not in his capacity as a Member), his obligations in the Second Amended and Restated Limited Liability Company Agreement of MLP GP, dated as of May 17, 2013, as amended, restated or otherwise modified from time to time (in his capacity as an officer and not in his capacity as a Member), or his obligations in the Amended and Restated Limited Liability Company Agreement of TEGP Management, dated May 12, 2015, as amended, restated or otherwise modified from time to time (in his capacity as an officer and not in his capacity as a Member) (such agreements, collectively, the "Organizational Documents"), including

willfully causing any Partnership Entity to take any material action prohibited by the Organizational Documents, that Dehaemers failed to cure, if curable, within 30 days following written notice thereof, specifically identifying such willful and material breach, having been delivered to Dehaemers by a majority of the members of the Board of Managers of Holdings (excluding Dehaemers or any of his designees).

- (d) Dehaemers may terminate his employment with the Company with good reason or without good reason. A “Resignation for Good Reason” means his resignation for good reason (as defined below) if (x) he provides written notice to the Company describing in reasonable detail the event and stating that his employment will terminate upon a specified date in such notice (“Good Reason Termination Date”), which date is not earlier than 30 days after the date such notice is provided to the Company (“Notice Delivery Date”) and not later than 90 days after the Notice Delivery Date and (y) the Company does not remedy the event prior to the Good Reason Termination Date. For purposes of this Agreement, Dehaemers has “good reason” if there occurs without his prior written consent:
- (1) a material diminution of his duties and responsibilities to the Company or any Constituent Company to a level inconsistent with those of a chief executive officer;
 - (2) a material reduction in his cash compensation or a material reduction in the aggregate welfare benefits provided to him (not including any reduction related to a broader compensation or benefit reduction that is not limited to him specifically);
 - (3) a willful or intentional breach of this Agreement by the Company; or
 - (4) a willful or intentional breach of a material provision of any of the Organizational Documents by any Partnership Entity or the Primary Investors (as defined in the Holdings LLC Agreement) that has a material and adverse effect on Dehaemers.
- (e) If (1) Dehaemers’s employment with the Company is terminated pursuant to Sections 7(a) or 7(b), (2) the Company terminates his employment for Cause or (3) Dehaemers terminates his employment other than as a result of a Resignation for Good Reason, the Company will pay or provide to him:
- (i) such unpaid salary as Dehaemers has earned up to the date of his termination; and
 - (ii) the other benefits and other amounts due him under Section 3 or as otherwise required by applicable law, as he has earned up to the date of his termination.
- (f) If (1) the Company terminates Dehaemers’s employment without Cause or (2) Dehaemers terminates his employment as a result of a Resignation for Good Reason, the Company will pay or provide to him:
- (i) such unpaid salary as Dehaemers has earned up to the date of his termination;
 - (ii) an amount equal to \$900,000, payable as a lump sum within 60 days after the termination of employment; and
 - (iii) such other benefits and other amounts due him under Section 3 or as otherwise required by applicable law, as he has earned up to the date of his termination.
- Except as provided in Section 7(i), any payment under this Section 7(f) must be made within 60 days after the termination of his employment; provided, however, if the termination of his employment is not a “separation from service” as described in Treas. Reg. § 1.409A-1(h) (a “Section 409A Separation”), such payment will be delayed until his Section 409A Separation.
- (g) As a condition to receiving the termination payments and benefits provided in this Section 7, Dehaemers will execute and deliver to the Company a release, in a form reasonably satisfactory to the Company, releasing all claims arising out of his employment (other than enforcement of this Agreement, his rights under any of the Company’s incentive compensation and employee benefit plans and programs to which Dehaemers is entitled under this Agreement, and any claim for any tort for personal injury not arising out of or related to this termination).
- (h) So long as Dehaemers is an employee of the Company and thereafter (including after the termination of his employment), he will not make any disparaging comment in any format, whether written, electronic or oral, to any client, customer, account, supplier, service provider, agency, regulator, employee, the media, or any other person or entity regarding the Company or any Constituent Company or any of their clients, customers, accounts, suppliers, service providers, employees, agents, regulators, officers or directors or otherwise relating to the business of the Company or any Constituent Company.

- (i) If Dehaemers is a “Specified Employee” (as defined under Section 409A of the Internal Revenue Code of 1986, as amended (“Code”)) as of the date of his termination of employment, as determined by the Company, and any equity security of the Company or any Constituent Company is publicly traded on an established securities market or otherwise, the payment of any amount under this Agreement on account of his Section 409A Separation that is deferred compensation subject to the provisions of Code Section 409A and not otherwise excluded from Code Section 409A, will not be paid until the later of the first business day that is six months after the date after his Section 409A Separation or the date the payment is otherwise payable under this Agreement (the “Delay Period”). Upon the expiration of the Delay Period, all payments and benefits delayed will be paid or reimbursed to Dehaemers in a lump sum, without interest, and any remaining payments due under this Agreement will be paid or provided in accordance with the normal payment dates specified herein.
 - (j) All reimbursement and in-kind benefits provided pursuant to this Agreement will be made in accordance with Treas. Reg. § 1.409A-3(i)(1)(iv) such that any reimbursement or in-kind benefits will be deemed payable at a specified time or on a fixed schedule relative to a permissible payment event. Specifically, (1) the amounts reimbursed and in-kind benefits provided under this Agreement, other than with respect to medical benefits, during Dehaemers’s taxable year may not affect the amount reimbursed or in-kind benefit provided in any other taxable year, (2) the reimbursement of an eligible expense will be made on or before the last day of his taxable year following the taxable year in which the expense was incurred, and (3) the right to reimbursement or an in-kind benefit is not subject to liquidation or exchange for another benefit.
- 8. Cooperation Regarding Litigation. So long as Dehaemers is an employee of the Company and thereafter for a period of five years (including after the termination of his employment), Dehaemers will reasonably cooperate with the Company and any Constituent Company by making himself available to testify on behalf of the Company or any Constituent Company, in any action, suit, or proceeding (whether civil, criminal, administrative or investigative) and reasonably assist the Company or any Constituent Company in any such action, suit, or proceeding, by providing information and meeting and consulting with the Board of Managers of Holdings or its representatives or counsel, or representatives or counsel to the Company or any Constituent Company, as requested. The Company will promptly reimburse Dehaemers for all reasonable expenses incurred by Dehaemers in connection with his provision of testimony or assistance.
- 9. No Conflict. Dehaemers represents and warrants to the Company and each Partnership Entity that neither the execution nor delivery of this Agreement, nor the performance of his obligations under this Agreement will conflict with, or result in a breach of, any term, condition, or provision of, or constitute a default under, any obligation, contract, agreement, covenant or instrument to which he is a party or under which he is bound, including, without limitation, the breach by Dehaemers of a fiduciary duty to any former employers.
- 10. Waiver of Breach. Failure of the Company or any Partnership Entity to demand strict compliance with any of the terms, covenants or conditions hereof will not be deemed a waiver of the term, covenant or condition, nor will any waiver or relinquishment by the Company or any Partnership Entity of any right or power under this Agreement at any one time or more times be deemed a waiver or relinquishment of the right or power at any other time or times.
- 11. Entire Agreement; Amendment. This Agreement cancels and supersedes all previous agreements other than the Confidentiality Agreement and Assignment of Inventions, by and between Dehaemers and the Company, entered into in connection with his employment by the Company (the “Confidentiality Agreement”) relating to the subject matter of this Agreement, written or oral, between the parties, including, without limitation, the Prior Agreement. This Agreement and the Confidentiality Agreement contain the entire understanding of the parties with respect to the subject matter hereof and may not be amended, modified or supplemented in any manner whatsoever except as otherwise provided herein or in writing signed by each of the parties.
- 12. Potential Unenforceability of any Provision. If a final judicial determination is made that any provision of this Agreement is an unenforceable restriction against Dehaemers, the provisions of this Agreement will be rendered void only to the extent that a judicial determination finds the provisions unenforceable, and the unenforceable provisions will automatically be reconstituted and become a part of this Agreement, effective as of the date of this Agreement, to the maximum extent in favor of the Company and the Partnership Entities that is lawfully enforceable. A judicial determination that any provision of this Agreement is unenforceable will not render the entire Agreement unenforceable, but rather this Agreement will continue in full force and effect absent any unenforceable provision to the maximum extent permitted by law.
- 13. Headings. The headings of the sections of this Agreement have been inserted for convenience of reference only and do not restrict or otherwise modify any of the terms or provisions of this Agreement.

14. Governing Law. This Agreement is governed by the laws of the State of Kansas applicable to agreements made and to be performed entirely within the State, including all matters of enforcement, validity and performance.
15. Notice. Any notice, request, consent or communication under this Agreement is effective only if it is in writing any (a) personally delivered or (b) sent by a nationally recognized overnight delivery service, with delivery confirmed, addressed as follows:

If to the Company:

Tallgrass Management, LLC
4200 W. 115th Street, Suite 350
Leawood, Kansas 66211
Attn: General Counsel

If to Holdings:

Tallgrass Energy Holdings, LLC
4200 W. 115th Street, Suite 350
Leawood, Kansas 66211
Attn: General Counsel

If to Tallgrass Equity:

Tallgrass Equity, LLC
4200 W. 115th Street, Suite 350
Leawood, Kansas 66211
Attn: General Counsel

If to MLP GP:

Tallgrass MLP GP, LLC
4200 W. 115th Street, Suite 350
Leawood, Kansas 66211
Attn: General Counsel

If to TEGP Management:

TEGP Management, LLC
4200 W. 115th Street, Suite 350
Leawood, Kansas 66211
Attn: General Counsel

If to Dehaemers:

David G. Dehaemers, Jr.
c/o Tallgrass Energy Partners, LP
4200 W. 115th Street, Suite 350
Leawood, Kansas 66211

or such other persons or to such other addresses as may be furnished in writing by any party to the other party, and will be deemed to have been given only upon its delivery in accordance with this Section 15.

16. Assignment. This Agreement is personal and not assignable by Dehaemers. This Agreement may be assigned by the Company or any Partnership Entity without notice to or consent of any other party of this Agreement; provided that, such assignment must be to a Constituent Company. Except as described in the preceding sentence, this Agreement is not assignable by any party hereto without the consent of all the parties to this Agreement.
17. Survival of Obligations. All obligations of Dehaemers that by their nature involve performance, in any particular, after the expiration or termination of this Agreement, or that cannot be ascertained to have been fully performed until after the expiration or termination of this Agreement, will survive the expiration or termination of this Agreement.

18. Counterparts. This Agreement may be executed in any number of counterparts, each of which will be deemed to be an original and all of which constitute one agreement that is binding upon each of the parties, notwithstanding that all parties are not signatories to the same counterpart.
19. Consent to Jurisdiction and Venue. The parties hereby submit to the exclusive jurisdiction of the District Court for Johnson County, Kansas or the United States District Court for the District of Kansas in any action or proceeding arising out of or relating to this Agreement, including any appeal and any action for enforcement or recognition of any judgment relating thereto, and the parties hereby irrevocably agree that all claims in respect of such action or proceeding may not be heard or determined in any court or before any panel other than the District Court for Johnson County, Kansas or the United States District Court for the District of Kansas. A final judgment in any such action or proceeding will be conclusive and may be enforced in any other jurisdictions by suit on the judgment or in any manner provided by law. The parties hereby irrevocably waive, to the fullest extent they may legally and effectively do so, any objection they may have to the laying of venue of any suit, action or proceeding arising out of or relating to this Agreement or the transactions contemplated hereby in the District Court for Johnson County, Kansas or the United States District Court for the District of Kansas. The parties hereby irrevocably waive, to the fullest extent they may legally and effectively do so, the defense of an inconvenient forum to the maintenance of any suit, action or proceeding in any such court. The parties irrevocably consent to service of process in any suit, action or proceeding in any manner provided by law.
20. Expenses. If either party brings any legal action or other proceeding to enforce or interpret any of the rights, obligations or provisions of this Agreement, or because of a dispute, breach or default in connection with any of the provisions of this Agreement, the prevailing party is entitled to recover from the non-prevailing party reasonable attorneys' fees and all other costs in such action or proceeding in addition to, but without duplication, any other relief to which the prevailing party may be entitled.
21. No Mitigation; No Offset. If Dehaemers's employment is terminated, he will be under no obligation to seek other employment and amounts due him under this Agreement will not be offset by any remuneration attributable to any subsequent employment that he may obtain.
22. Deferred Compensation. This Agreement is intended to meet the requirements of Section 409A of the Code and will be administered in a manner that is intended to meet those requirements and will be construed and interpreted in accordance with such intent. To the extent that an award or payment, or the settlement or deferral thereof, is subject to Section 409A of the Code, except as Dehaemers and the Board of Managers of Holdings otherwise determine in writing, the award will be granted, paid, settled or deferred in a manner that will meet the requirements of Section 409A of the Code, including regulations or other guidance issued with respect thereto, such that the grant, payment, settlement or deferral will not be subject to the excise tax applicable under Section 409A of the Code. Any provision of this Agreement that would cause the award or the payment, settlement or deferral thereof to fail to satisfy Section 409A of the Code will be amended to comply with Section 409A of the Code on a timely basis, which may be made on a retroactive basis, in accordance with regulations and other guidance issued under Section 409A of the Code.

[Signature page follows.]

The parties have executed this Employment Agreement on the date set forth in the introductory clause.

TALLGRASS MANAGEMENT, LLC

By: /s/ William R. Moler
Name: William R. Moler
Title: Executive Vice President and
Chief Operating Officer

TALLGRASS ENERGY HOLDINGS, LLC

By: /s/ William R. Moler
Name: William R. Moler
Title: Executive Vice President and
Chief Operating Officer

TALLGRASS EQUITY, LLC

By: /s/ William R. Moler
Name: William R. Moler
Title: Executive Vice President and
Chief Operating Officer

TALLGRASS MLP GP, LLC

By: /s/ William R. Moler
Name: William R. Moler
Title: Executive Vice President and
Chief Operating Officer

TEGP MANAGEMENT, LLC

By: /s/ William R. Moler
Name: William R. Moler
Title: Executive Vice President and
Chief Operating Officer

/s/ David G. Dehaemers, Jr.
David G. Dehaemers, Jr.

RATIO OF EARNINGS TO FIXED CHARGES
(in thousands, except ratio data)

The table below sets forth the calculation of Ratios of Earnings to Fixed Charges for the periods indicated.

	TEP ⁽¹⁾					TEP Pre-Predecessor
	Year Ended December 31,				Period from November 12, 2012 to December 31, 2012	Period from January 1, 2012 to November 12, 2012
	2016	2015	2014	2013		
Earnings from continuing operations before fixed charges:						
Pre-tax income from continuing operations before earnings from unconsolidated affiliates ⁽²⁾	\$216,114	\$184,814	\$ 58,612	\$ 7,624	\$ (2,618)	\$ 51,775
Fixed charges	51,306	25,437	11,626	13,360	3,450	69
Amortization of capitalized interest	65	66	35	—	—	—
Distributed earnings from unconsolidated affiliates	51,780	—	717	—	—	—
less: Capitalized interest	(471)	(811)	(1,025)	(242)	—	—
Earnings from continuing operations before fixed charges.....	<u>\$318,794</u>	<u>\$209,506</u>	<u>\$ 69,965</u>	<u>\$ 20,742</u>	<u>\$ 832</u>	<u>\$ 51,844</u>
Fixed charges:						
Interest expense, net of capitalized interest.	37,189	14,226	7,648	11,264	3,040	—
Capitalized interest	471	811	1,025	242	—	—
Estimate of interest within rental expense (33.3%)	10,032	8,615	1,574	109	14	69
Amortization of debt costs.....	3,614	1,785	1,379	1,745	396	—
Total fixed charges.....	<u>\$ 51,306</u>	<u>\$ 25,437</u>	<u>\$ 11,626</u>	<u>\$ 13,360</u>	<u>\$ 3,450</u>	<u>\$ 69</u>
Ratio of earnings to fixed charges	6.21	8.24	6.02	1.55	— ⁽³⁾	751.36

⁽¹⁾ TEP closed the acquisition of Trailblazer on April 1, 2014 and the acquisition of a controlling 33.3% membership interest in Pony Express effective September 1, 2014. As the acquisitions of Trailblazer and the initial 33.3% of Pony Express were considered transactions between entities under common control, and changes in reporting entity, financial information presented subsequent to November 13, 2012 and prior to the respective acquisition dates has been recast to include Trailblazer and the initial 33.3% of Pony Express. TEP closed the acquisition of an additional 33.3% membership interest in Pony Express effective March 1, 2015, which represents a transaction between entities under common control and an acquisition of noncontrolling interests. As a result, financial information for periods prior to March 1, 2015 have not been recast to reflect the additional 33.3% membership interest.

⁽²⁾ For purposes of determining the ratio of earnings to fixed charges, earnings are defined as pretax income or loss from continuing operations before earnings from unconsolidated affiliates, plus fixed charges, plus distributed earnings from unconsolidated affiliates, less capitalized interest. Fixed charges consist of interest expensed, capitalized interest, amortization of deferred loan costs, and an estimate of the interest within rental expense.

⁽³⁾ As a result of the net loss for the period from November 12, 2012 to December 31, 2012, the ratio of earnings to fixed charges was less than 1:1. TEP would have needed to generate additional earnings of \$2.6 million to achieve an earnings to fixed charges ratio of 1:1 for the period from November 12, 2012 to December 31, 2012.

**Tallgrass Energy Partners, LP
Subsidiaries**

Company	Jurisdiction of Organization
Tallgrass MLP Operations, LLC	Delaware
Tallgrass Energy Finance Corp.	Delaware
Tallgrass Interstate Gas Transmission, LLC.....	Colorado
Tallgrass Midstream, LLC.....	Delaware
Tallgrass Energy Investments, LLC.....	Delaware
Trailblazer Pipeline Company LLC	Delaware
Tallgrass PXP Holdings, LLC.....	Delaware
Tallgrass Pony Express Pipeline, LLC.....	Delaware
Tallgrass Colorado Pipeline, Inc.	Colorado
TEP REX Holdings, LLC.....	Delaware
Tallgrass NatGas Operator, LLC.....	Delaware
Tallgrass Terminals, LLC.....	Delaware
Tallgrass Sterling Terminal, LLC.....	Delaware
BNN Water Solutions, LLC	Delaware
BNN Redtail, LLC	Delaware
Alpha Reclaim Technology, LLC.....	Texas
BNN Western, LLC.....	Delaware
BNN South Texas, LLC	Delaware
BNN West Texas, LLC.....	Delaware
BNN Recycle, LLC	Delaware

CONSENT OF INDEPENDENT REGISTERED PUBLIC ACCOUNTING FIRM

We hereby consent to the incorporation by reference in the Registration Statements on Forms S-3/A (No. 333-210976), S-3 (No. 333-205781) and S-8 (No. 333-189417) of Tallgrass Energy Partners, LP, of our report dated February 15, 2017, relating to the financial statements and the effectiveness of internal control over financial reporting, which appears in this Form 10-K.

/s/ PricewaterhouseCoopers LLP

Denver, Colorado
February 15, 2017

CONSENT OF INDEPENDENT REGISTERED PUBLIC ACCOUNTING FIRM

We hereby consent to the incorporation by reference in the Registration Statements on Forms S-3/A (No. 333-210976), S-3 (No. 333-205781) and S-8 (No. 333-189417) of Tallgrass Energy Partners, LP, of our report dated February 15, 2017, relating to the financial statements of Rockies Express Pipeline LLC, which appears in this Form 10-K of Tallgrass Energy Partners, LP.

/s/ PricewaterhouseCoopers LLP

Denver, Colorado
February 15, 2017

**Certification by Chief Executive Officer pursuant to
Rule 13a-14(a) or Rule 15d-14(a) under the Securities Exchange Act of 1934,
as Adopted Pursuant to Section 302 of the Sarbanes-Oxley Act of 2002**

I, David G. Dehaemers, Jr., certify that:

1. I have reviewed this Annual Report on Form 10-K of Tallgrass Energy Partners, LP;
2. Based on my knowledge, this report does not contain any untrue statement of a material fact or omit to state a material fact necessary to make the statements made, in light of the circumstances under which such statements were made, not misleading with respect to the period covered by this report;
3. Based on my knowledge, the financial statements, and other financial information included in this report, fairly present in all material respects the financial condition, results of operations and cash flows of the registrant as of, and for, the periods presented in this report;
4. The registrant's other certifying officer and I are responsible for establishing and maintaining disclosure controls and procedures (as defined in Exchange Act Rules 13a-15(e) and 15d-15(e)) and internal control over financial reporting (as defined in Exchange Act Rules 13a-15(f) and 15d-15(f)) for the registrant and have:
 - a) Designed such disclosure controls and procedures, or caused such disclosure controls and procedures to be designed under our supervision, to ensure that material information relating to the registrant, including its consolidated subsidiaries, is made known to us by others within those entities, particularly during the period in which this report is being prepared;
 - b) Designed such internal control over financial reporting, or caused such internal control over financial reporting to be designed under our supervision, to provide reasonable assurance regarding the reliability of financial reporting and the preparation of financial statements for external purposes in accordance with generally accepted accounting principles;
 - c) Evaluated the effectiveness of the registrant's disclosure controls and procedures and presented in this report our conclusions about the effectiveness of the disclosure controls and procedures, as of the end of the period covered by this report based on such evaluation; and
 - d) Disclosed in this report any change in the registrant's internal control over financial reporting that occurred during the registrant's most recent fiscal quarter (the registrant's fourth fiscal quarter in the case of an annual report) that has materially affected, or is reasonably likely to materially affect, the registrant's internal control over financial reporting; and
5. The registrant's other certifying officer and I have disclosed, based on our most recent evaluation of internal control over financial reporting, to the registrant's auditors and the audit committee of the registrant's board of directors (or persons performing the equivalent functions):
 - a) All significant deficiencies and material weaknesses in the design or operation of internal control over financial reporting which are reasonably likely to adversely affect the registrant's ability to record, process, summarize and report financial information; and
 - b) Any fraud, whether or not material, that involves management or other employees who have a significant role in the registrant's internal control over financial reporting.

By: /s/ David G. Dehaemers, Jr.

David G. Dehaemers, Jr.

President and Chief Executive Officer of Tallgrass MLP
GP, LLC (the general partner of Tallgrass Energy
Partners, LP)

Date: February 15, 2017

**Certification by Chief Financial Officer pursuant to
Rule 13a-14(a) or Rule 15d-14(a) under the Securities Exchange Act of 1934,
as Adopted Pursuant to Section 302 of the Sarbanes-Oxley Act of 2002**

I, Gary J. Brauchle, certify that:

1. I have reviewed this Annual Report on Form 10-K of Tallgrass Energy Partners, LP;
2. Based on my knowledge, this report does not contain any untrue statement of a material fact or omit to state a material fact necessary to make the statements made, in light of the circumstances under which such statements were made, not misleading with respect to the period covered by this report;
3. Based on my knowledge, the financial statements, and other financial information included in this report, fairly present in all material respects the financial condition, results of operations and cash flows of the registrant as of, and for, the periods presented in this report;
4. The registrant's other certifying officer and I are responsible for establishing and maintaining disclosure controls and procedures (as defined in Exchange Act Rules 13a-15(e) and 15d-15(e)) and internal control over financial reporting (as defined in Exchange Act Rules 13a-15(f) and 15d-15(f)) for the registrant and have:
 - a) Designed such disclosure controls and procedures, or caused such disclosure controls and procedures to be designed under our supervision, to ensure that material information relating to the registrant, including its consolidated subsidiaries, is made known to us by others within those entities, particularly during the period in which this report is being prepared;
 - b) Designed such internal control over financial reporting, or caused such internal control over financial reporting to be designed under our supervision, to provide reasonable assurance regarding the reliability of financial reporting and the preparation of financial statements for external purposes in accordance with generally accepted accounting principles;
 - c) Evaluated the effectiveness of the registrant's disclosure controls and procedures and presented in this report our conclusions about the effectiveness of the disclosure controls and procedures, as of the end of the period covered by this report based on such evaluation; and
 - d) Disclosed in this report any change in the registrant's internal control over financial reporting that occurred during the registrant's most recent fiscal quarter (the registrant's fourth fiscal quarter in the case of an annual report) that has materially affected, or is reasonably likely to materially affect, the registrant's internal control over financial reporting; and
5. The registrant's other certifying officer and I have disclosed, based on our most recent evaluation of internal control over financial reporting, to the registrant's auditors and the audit committee of the registrant's board of directors (or persons performing the equivalent functions):
 - a) All significant deficiencies and material weaknesses in the design or operation of internal control over financial reporting which are reasonably likely to adversely affect the registrant's ability to record, process, summarize and report financial information; and
 - b) Any fraud, whether or not material, that involves management or other employees who have a significant role in the registrant's internal control over financial reporting.

By: /s/ Gary J. Brauchle

Gary J. Brauchle

Executive Vice President and Chief Financial Officer of
Tallgrass MLP GP, LLC (the general partner of
Tallgrass Energy Partners, LP)

Date: February 15, 2017

**Certification Pursuant to
18 U.S.C. Section 1350,
as Adopted Pursuant to Section 906 of the Sarbanes-Oxley Act of 2002**

In connection with the annual report of Tallgrass Energy Partners, LP (the "Partnership") on Form 10-K for the year ended December 31, 2016, as filed with the Securities and Exchange Commission on the date hereof (the "Report"), I, David G. Dehaemers, Jr., President and Chief Executive Officer of Tallgrass MLP GP, LLC, the general partner of the Partnership, certify, pursuant to 18 U.S.C. Section 1350, as adopted pursuant to Section 906 of the Sarbanes-Oxley Act of 2002 ("Section 906"), that, to my knowledge:

1. The Report fully complies with the requirements of Section 13(a) or 15(d) of the Securities Exchange Act of 1934, as amended; and
2. The information contained in the Report fairly presents, in all material respects, the financial condition and results of operations of the Partnership.

By: /s/ David G. Dehaemers, Jr.

David G. Dehaemers, Jr.

President and Chief Executive Officer of Tallgrass MLP GP,
LLC (the general partner of Tallgrass Energy Partners, LP)

Date: February 15, 2017

A signed original of this written statement required by Section 906 has been provided to the Partnership and will be retained and furnished to the Securities and Exchange Commission or its staff upon request.

**Certification Pursuant to
18 U.S.C. Section 1350,
as Adopted Pursuant to Section 906 of the Sarbanes-Oxley Act of 2002**

In connection with the annual report of Tallgrass Energy Partners, LP (the “Partnership”) on Form 10-K for the year ended December 31, 2016, as filed with the Securities and Exchange Commission on the date hereof (the “Report”), I, Gary J. Brauchle, Executive Vice President and Chief Financial Officer of Tallgrass MLP GP, LLC, the general partner of the Partnership, certify, pursuant to 18 U.S.C. Section 1350, as adopted pursuant to Section 906 of the Sarbanes-Oxley Act of 2002 (“Section 906”), that, to my knowledge:

1. The Report fully complies with the requirements of Section 13(a) or 15(d) of the Securities Exchange Act of 1934, as amended; and
2. The information contained in the Report fairly presents, in all material respects, the financial condition and results of operations of the Partnership.

By: /s/Gary J. Brauchle

Gary J. Brauchle

Executive Vice President and Chief Financial Officer of
Tallgrass MLP GP, LLC (the general partner of
Tallgrass Energy Partners, LP)

Date: February 15, 2017

A signed original of this written statement required by Section 906 has been provided to the Partnership and will be retained and furnished to the Securities and Exchange Commission or its staff upon request.



CORPORATE INFORMATION

BOARD OF DIRECTORS

David G. Dehaemers, Jr.
William R. Moler
Jeffrey R. Armstrong
Jeffrey A. Ball
Roy N. Cook
Frank J. Loverro
Stanley de J. Osborne
John T. Raymond
Terrance D. Towner

EXECUTIVE MANAGEMENT

David G. Dehaemers, Jr.
President and Chief Executive Officer

W. R. (Bill) Moler
Executive Vice President &
Chief Operating Officer

Gary J. Brauchle
Executive Vice President &
Chief Financial Officer

Christopher R. Jones
Vice President, General Counsel
& Secretary

PUBLIC HEADQUARTERS

4200 W. 115th Street
Suite 350
Leawood, KS 66211
(913) 928-6012

TALLGRASS ENERGY

4200 W. 115th Street
Suite 350
Leawood, KS 66211
(913) 928-6012

370 Van Gordon Street
Lakewood, CO 80228
(303) 763-2950

INVESTOR RELATIONS

(913) 928-6012
investor.relations@tallgrassenergylp.com

MEDIA RELATIONS

(913) 928-6014
media.relations@tallgrassenergylp.com

TRANSFER AGENT

American Stock Transfer and Trust

TICKER SYMBOL

NYSE:TEP



4200 W. 115th Street, Suite 350, Leawood, KS 66211 • (913) 928-6012 • www.tallgrassenergy.com