



**MARTIN**  
MIDSTREAM PARTNERS

2009 ANNUAL REPORT

 DIFFERENTIATED BY DIVERSITY

Martin Midstream Partners L.P. is a publicly traded limited partnership with a diverse set of operations focused primarily in the United States Gulf Coast region. Our four primary business lines include:

 **TERMINALLING AND STORAGE**

 **NATURAL GAS SERVICES**

 **SULFUR AND SULFUR-BASED PRODUCTS**

 **MARINE TRANSPORTATION**

The petroleum products and by-products we gather, process, transport, store and market are produced primarily by major and independent oil and gas companies who often turn to third parties, such as us, for the transportation and disposition of these products. In addition to these major and independent oil and gas companies, our primary customers include independent refiners, large chemical companies, fertilizer manufacturers and other wholesale purchasers of these products. We generate the majority of our cash flow from fee-based contracts with these customers. Our location in the Gulf Coast region of the United States provides us strategic access to a major hub for petroleum refining, natural gas gathering and processing and support services for the exploration and production industry.

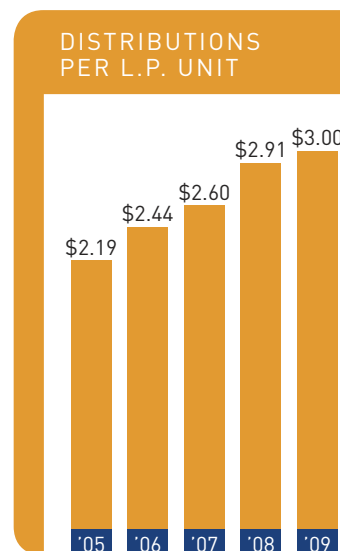
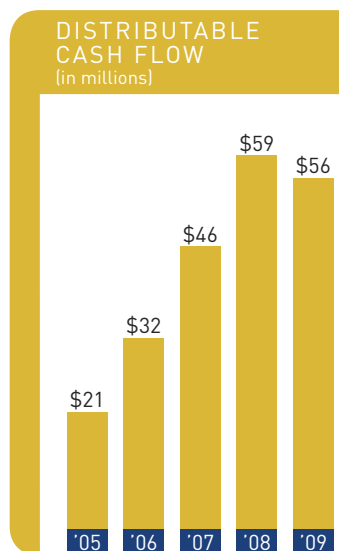
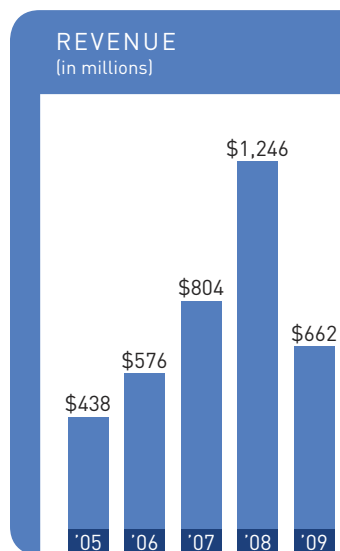
We were formed in 2002 by Martin Resource Management Corporation (“Martin Resource Management”), a privately-held company whose initial predecessor was incorporated in 1951 as a supplier of products and services to drilling rig contractors. Since then, Martin Resource Management has expanded its operations through acquisitions and internal expansion initiatives as its management identified and capitalized on the needs of producers and purchasers of hydrocarbon products and by-products and other bulk liquids.

MARTIN MIDSTREAM PARTNERS  
**FINANCIAL HIGHLIGHTS**

(in thousands, except per unit amounts)	2005	2006	2007	2008	2009
Total Assets	\$389,044	\$457,461	\$656,604	\$ 706,322	<b>\$685,939</b>
Revenue	438,443	576,384	804,327	1,246,444	<b>662,385</b>
Operating Income	18,960	26,609	41,935	52,364	<b>34,420</b>
Net Income	13,880	22,243	32,561	43,558	<b>22,203</b>
Distributable Cash Flow <sup>(1)</sup>	21,133	32,140	53,938	58,164	<b>55,724</b>
Distributions per Unit <sup>(2)</sup>	\$ 2.19	\$ 2.44	\$ 2.60	\$ 2.91	<b>\$ 3.00</b>

(1) See Reconciliation on page following Form 10-K.

(2) Actual distributions per unit.







## PUSH BOAT ON RIVER

The Articulated Tug Barge M6000 LaForce in the port of Fourchon, LA. This top-of-the-line barge is in service in the U.S. Gulf Coast transporting clean petroleum products.

MARINE TRANSPORTATION  
SERVICES FOR  
PETROLEUM PRODUCTS  
AND BY-PRODUCTS

MARTIN MIDSTREAM PARTNERS  
MARINE TRANSPORTATION

**We own a fleet of 40 inland marine tank barges, 17 inland push boats and four offshore tug barge units that transport petroleum products and by-products largely in the United States Gulf Coast region. We provide these transportation services on a fee basis primarily under annual contracts and many of our customers have long standing contractual relationships with us.**

Over the past several years, we have focused on modernizing our fleet. In 2009, for example, we took delivery on two new inland barges and one new offshore barge. This modernized asset base is attractive both to our existing customers as well as potential new customers. In addition, our fleet contains several vessels that reflect our focus on specialty products. Many of these products are “hard-to-handle” and present their own logistical challenges for which our assets are well-equipped. For example, we are one of a very limited number of companies that can transport molten sulfur. Our primary customers in Marine Transportation services include major and independent oil and gas refining companies, petroleum distributors and Martin Resource Management, our general partner.

**INLAND FLEET**

The United States inland waterway system is a vast and heavily used transportation system. This network of interconnected rivers and canals serves as a water highway system and is used to transport vast quantities of products annually. Our marine transportation system operates coast-wise along the Gulf of Mexico and on the inland waterway system, primarily between domestic ports along the Gulf of Mexico Intracoastal Waterway, the Mississippi River system and the Tennessee-Tombigbee Waterway system. Our inland tows generally consist of one push boat and one to three tank barges, depending upon the horsepower of the push boat, the river or canal capacity and conditions, and customer requirements. Our inland push boats range from 800 to 3,800 horsepower and carry a wide variety of petroleum-based products including asphalt, crude oil, fuel

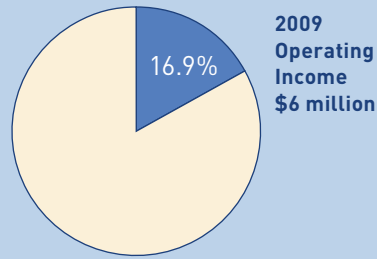
MARINE TRANSPORTATION

SULFUR SERVICES

NATURAL GAS SERVICES

TERMINALLING & STORAGE

**MARINE TRANSPORTATION  
 PERCENTAGE OF OPERATING INCOME**



**MARINE TRANSPORTATION  
 REVENUE (IN MILLIONS)**



**The Articulated Tug Barge Texan/  
 Ponciana serves the Eastern U.S.  
 Coast and the Gulf of Mexico.**

oil, diesel, gasoline and sulfur. We are a term market provider in Marine Transportation and thus, we generate revenue primarily through day-rate term contracts. However, we also generate revenue from spot market contacts from time to time based on market conditions.

**OFFSHORE FLEET**

In addition to our inland fleet, we own and operate four offshore tugboats and four offshore tank barges that combined to form offshore tows. Our offshore equipment is used to carry products such as asphalt, fuel oils, crude oil, distillates, gasoline and NGLs. Our offshore tows range in capacity from 40,000 to 95,000 barrels of product and range from 3,200 to 7,200 horsepower. Our offshore fleet operates in the Gulf of Mexico, along the upper United States East Coast as well as offshore the Southeastern United States. Our customer mix is similar to that of our inland business with revenue generated from a mix of day-rate term contacts and spot market contracts.

We believe we compete favorably with many of our competitors. Historically, competition within the marine transportation business was based primarily on price. However, we believe customers are placing an increased emphasis on safety, environmental compliance, quality of service and the availability of a single source of supply for a diversified package of services. In particular, we believe customers are increasingly seeking transportation vendors that can offer marine, land, rail and terminal distribution services, as well as provide operational flexibility, safety, environmental and financial responsibility, adequate insurance and quality of service consistent with the customer's own operations and policies. We operate a diversified asset base that, together with the services provided by Martin Resource Management, enables us to offer our customers an integrated distribution network consisting of transportation, terminalling, distribution and midstream logistical services for petroleum products and by-products.

**MARINE TRANSPORTATION  
 AREAS OF OPERATIONS**



- U.S. INLAND WATERWAYS SERVED
- U.S. COASTWISE
  - TRANS GULF OF MEXICO
  - EASTERN SEABOARD TO FLORIDA
- INTERNATIONAL SERVICE
  - U.S. GULF OF MEXICO TO PANAMA
  - PACIFIC COAST OF LATIN AMERICA





## SULFUR PROCESSING

Martin's Sulfur Division processes molten sulfur, a by-product of the petroleum refining industry, into solid pellets or "prills" shown here. These prills allow for easy transport and storage. The prilled sulfur is then exported by marine vessel, predominantly to Brazil, China, and Africa.

MARTIN MIDSTREAM PARTNERS

## SULFUR SERVICES

**We own an integrated system of transportation assets and storage facilities relating to sulfur services. We gather molten sulfur produced primarily by U.S. Gulf Coast oil refiners utilizing inland barges, railcars and trucks, and aggregate at our terminals. We then either transport sulfur in offshore barges to Tampa, Florida where the product is consumed, or convert the molten sulfur to solid sulfur (prilling), which is ultimately exported.**

In the U.S., recovered sulfur is mainly transported in liquid (molten) form from the producer to the consumer at a temperature of approximately 275 degrees Fahrenheit. Because of the temperature requirement, the sulfur industry uses specialized equipment to store and transport molten sulfur. We have the necessary transportation and storage assets and expertise to handle the unique requirements for transportation and storage of molten sulfur for domestic customers.

The terms of our commercial purchase and sales contracts typically range from one to five years in length. The prices in such contracts are usually tied to a published market indicator and fluctuate according to the price movement of the indicator. We also provide barge transportation and tank storage to large integrated oil companies that produce sulfur and fertilizer manufacturers that consume sulfur under transportation and storage contracts typically from one to two years in duration.

Our sulfur prilling assets are used to convert molten sulfur into small pellets that can be transported as a dry bulk commodity. Our facilities are located at the Port of Stockton, California and at the MMLP Neches terminal facility in Beaumont, Texas. The product is stored and loaded onto cargo vessels at our facilities. Our sulfur prilling assets and expertise provide refiners access to the export market as this product is typically sold to international fertilizer producers. The facility at the Port of Stockton can

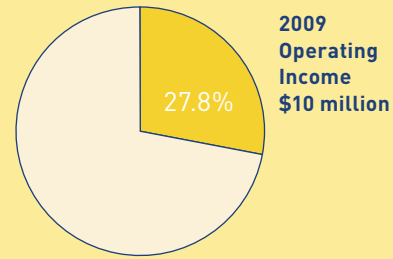
SULFUR SERVICES

NATURAL GAS SERVICES

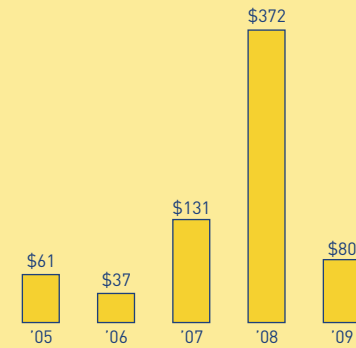
TERMINALLING & STORAGE



SULFUR SERVICES  
 PERCENTAGE OF OPERATING INCOME



SULFUR SERVICES  
 REVENUE (IN MILLIONS)



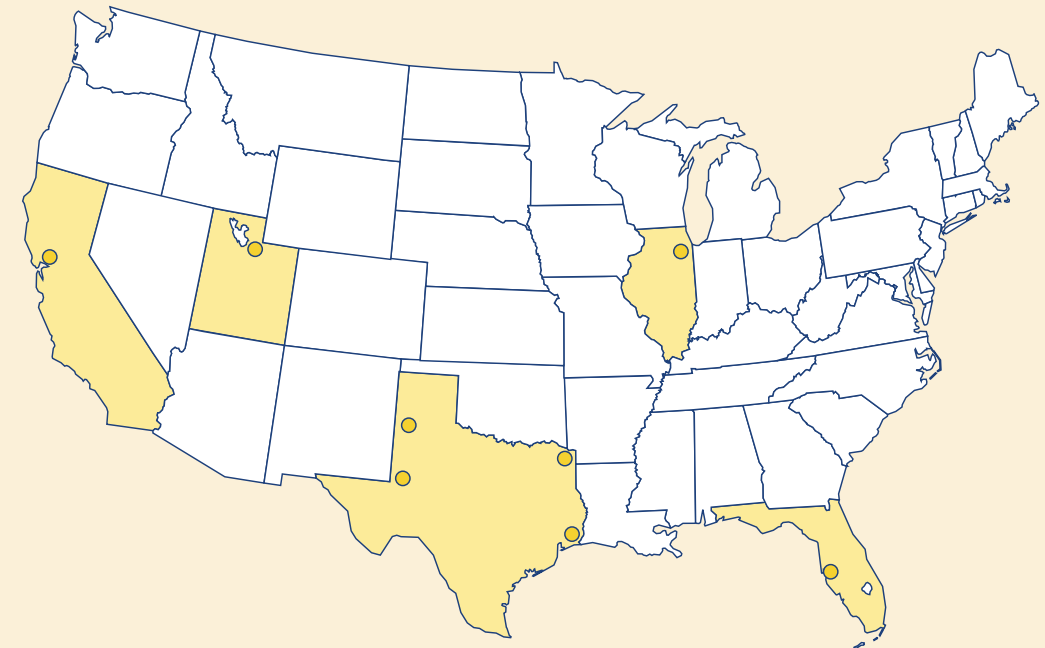
**Molten sulfur is processed into uniformly shaped and sized pellets, or prills. This makes transportation safer and more cost-effective, as well as allowing the end users of the sulfur to reduce the processing costs associated with remelting.**

process approximately 1,000 metric tons of molten sulfur per day and the Neches facility has the capacity to process approximately 4,000 metric tons of molten sulfur per day. Oil refiners pay us a fixed monthly fee plus operating costs that cover actual usage of the facilities.

Fertilizer and industrial sulfur related products are a natural extension of our molten sulfur business because of our access to sulfur and our distribution capabilities. These products allow us to leverage the sulfur services segment of our business. Our annual fertilizer and industrial sulfur products sales have grown from approximately 62,000 tons in 1997 to approximately 238,000 tons in 2009 as a result of acquisitions and internal growth. Products we manufacture include ammonium sulfate, ammonium thiosulfate, sulfur-base plant nutrients, emulsified sulfur and

nitrogen-phosphorous-potassium (NPK). Revenue generated from our fertilizer products is margin-based in nature. We have six sulfur-based fertilizer production plants and one emulsified sulfur blending plant. In addition, we own a sulfuric acid production facility as part of our Plainview, Texas location. This facility processes molten sulfur to produce approximately 500 short tons of sulfuric acid per day. Our sulfuric acid facility provides our Plainview fertilizer plant with an economical supply of sulfuric acid. The remaining production is sold to Martin Resource Management which markets the product to third parties for industrial uses.

SULFUR SERVICES  
 AREAS OF OPERATIONS





## **NATURAL GAS PLANT**

**The de-ethanizer at the Prism Gas Processing Plant in Waskom, Texas. This unit separates ethane from recovered liquids, which is then sold as a high-purity product.**

MARTIN MIDSTREAM PARTNERS  
NATURAL GAS SERVICES

**Our Natural Gas Services segment has ownership interests in approximately 615 miles of gathering pipelines located in the natural gas producing regions of East Texas, Northwest Louisiana, the Texas Gulf Coast, offshore Texas and offshore federal waters in the Gulf of Mexico. We also transport, store, distribute and sell natural gas liquids (NGLs) to propane retailers, refiners and industrial users in Texas and the Southeastern United States.**

**PRISM GAS**

Our wholly-owned subsidiary, Prism Gas, has ownership interests in approximately 615 miles of gathering pipelines located in the natural gas producing regions of East Texas, Northwest Louisiana, the Texas Gulf Coast, offshore Texas and offshore federal waters in the Gulf of Mexico. In addition, Prism owns a 50% operating ownership interest in a 285 million cubic feet per day (MMcfd) natural gas processing plant located in East Texas.

**Waskom Processing Plant**

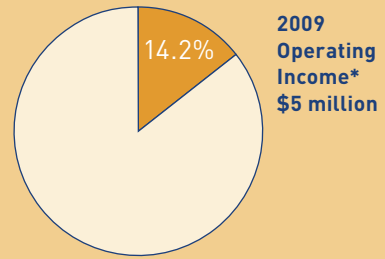
Our Waskom Processing Plant, located in Harrison County in East Texas, currently has 285 MMcfd of processing capacity with full fractionation capabilities. Expansions to the processing plant were completed in June of 2009 increasing the capacity from 265 MMcfd to 285 MMcfd. Also in June 2009, our fractionator was expanded to a capacity of 14,500 barrels per day. Prism Gas owns an unconsolidated 50% operating interest in the Waskom Processing Plant with CenterPoint Energy Gas Processing, Inc. owning the remaining 50% non-operating interest.

**Harrison Gathering System**

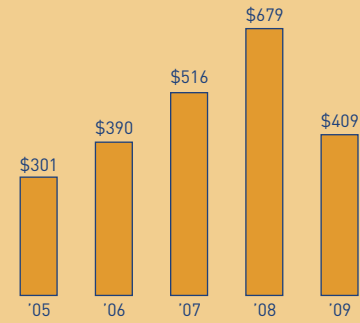
In January 2010, our Waskom joint venture, acquired approximately 62 miles of gathering pipeline, two 35 MMcfd dew point control plants and equipment we refer to as the Harrison Gathering System. Our share of the acquisition cost was approximately \$20.0 million. This acquisition provides dedicated production to the Waskom facility and allows us flexibility with respect to new natural gas volumes anticipated from Haynesville Shale production in our area.



NATURAL GAS SERVICES  
 PERCENTAGE OF OPERATING INCOME\*



NATURAL GAS SERVICES  
 REVENUE (IN MILLIONS)



\*Does not include operating income of unconsolidated entities.



A plant operator inspects LP storage tanks in Waskom, Texas to insure safety and efficiency.

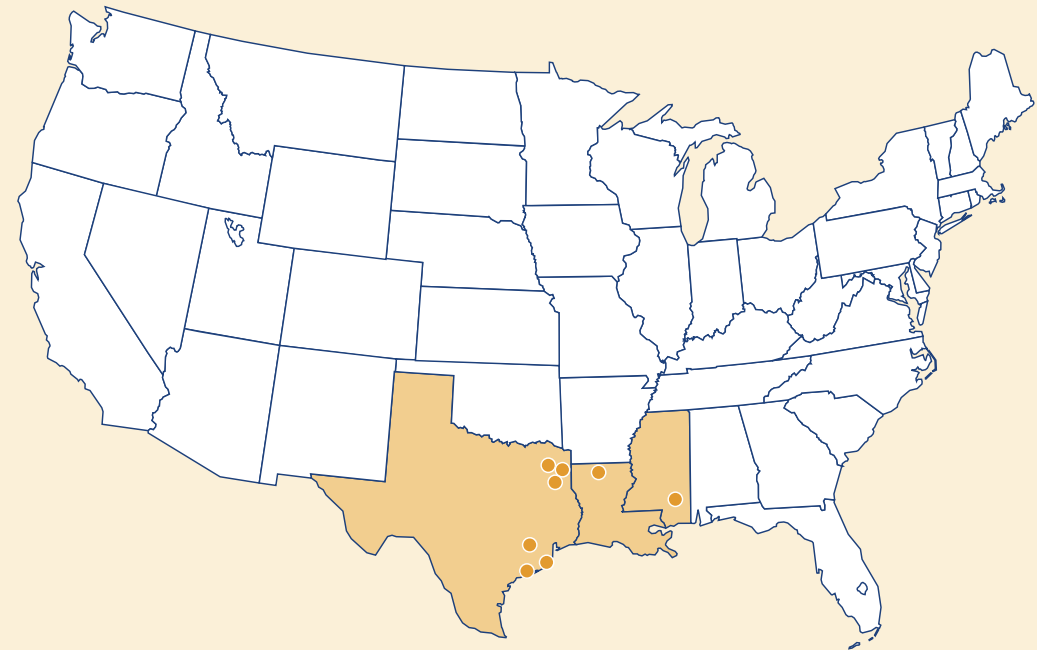
**Woodlawn Plant and Gathering System**

Woodlawn, a wholly-owned subsidiary of Prism Gas, is a natural gas gathering and processing company which owns integrated gathering and processing assets in East Texas. Woodlawn's system consists of approximately 142 miles of natural gas gathering pipe, approximately 33 miles of condensate transport pipe and a 30 MMcfd processing plant. Prism Gas acquired a nine-mile pipeline from a Woodlawn related party that delivers residue gas from the Woodlawn plant to the Texas Eastern Transmission pipeline system.

**NATURAL GAS LIQUIDS**

We own or operate six different NGL facilities in Louisiana, Texas and Mississippi with an aggregate storage capacity of over 2.1 million barrels and an NGL pipeline that runs from Kilgore, Texas to Beaumont, Texas. We purchase NGLs primarily from natural gas processors and to a lesser extent, major domestic oil refiners. We generate revenue through the marketing and distribution of these NGLs to our wholesale and retail customer base. In addition we generate fee-based revenue by leasing underground storage capacity to industrial customers.

NATURAL GAS SERVICES  
 AREAS OF OPERATIONS





## CROSS OIL REFINERY

The Cross Oil Refinery in Smackover, Arkansas processes crude oils from Texas, Louisiana, and Arkansas into finished lube oils which are sold for commercial applications as well as packaged for consumer use.

MARTIN MIDSTREAM PARTNERS

## TERMINALLING & STORAGE

**We own or operate 14 marine shore based terminal facilities and 11 specialty terminal facilities located in the United States Gulf Coast region that provide storage, processing and handling services for producers and suppliers of petroleum products and by-products, lubricants and other liquids, including the processing of various grades and quantities of naphthenic lubricants and related products.**

Our facilities and resources provide us with the ability to handle various products that require specialized treatment, such as molten sulfur and asphalt. We also provide land rental to oil and gas companies along with storage and handling services for lubricants and fuel oil. We provide these terminalling and storage services on a fee basis primarily under long-term contracts. A significant portion of the contracts in this segment provide for minimum fee arrangements that are not based on the volumes handled.

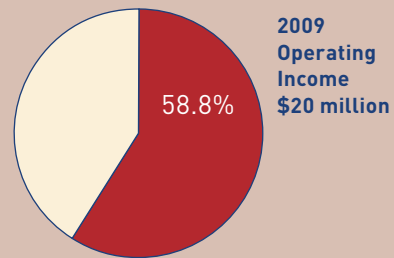
### MARINE SHORE BASED TERMINALS

We own or operate 14 marine shore based terminals along the Gulf Coast from Theodore, Alabama to Corpus Christi, Texas. Our terminal assets are located at strategic distribution points for the products we handle and are in close proximity to our customers. We are one of the largest operators of marine shore based terminals in the Gulf Coast region. These terminals are used to distribute and market lubricants and the full service terminals also provide shore bases for companies that are operating in the offshore exploration and production industry. Customers are primarily oil and gas exploration and production companies and oilfield service companies, such as drilling fluid companies, marine transportation companies and offshore construction companies. Shore bases typically provide logistical support, including the storing and handling of tubular goods, loading and unloading bulk materials, providing facilities from which major and independent oil companies can communicate with and control offshore operations and leasing dockside facilities to companies which provide complementary products and services such as drilling fluids and cementing services. We generate revenues from our terminals that have shore bases by fees that we charge our customers under land rental contracts for the use of our terminal facility for these shore bases. These contracts generally provide us a fixed land rental fee and additional rental fees that are determined based on a percentage of the sales value of the products and services delivered from the shore base. In addition, Martin Resource Management, through contractual arrangements, pays us for terminalling and storage of fuel oil and lubricants at these terminal facilities.

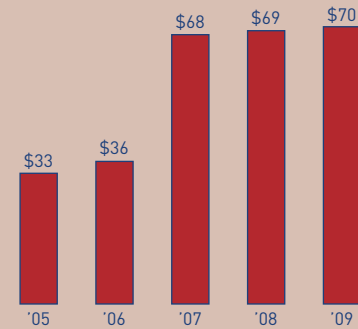
Our 14 marine shore based terminals are divided into two classes of terminals: (i) full service terminals and (ii) fuel and lubricant terminals.



**TERMINALLING & STORAGE  
 PERCENTAGE OF OPERATING INCOME**



**TERMINALLING & STORAGE  
 REVENUE (IN MILLIONS)**



The Neches Terminal in Beaumont, Texas is a highly specialized terminal facility handling a variety of products including molten sulfur, dry bulk sulfur, refrigerated ammonia, ammonium thiosulfate, ammonium bisulfite, crude oil, fuel oil, and asphalt. The facility is capable of receiving or shipping these products via truck, rail or marine equipment allowing customers to maximize the profit margins on their product.

**Full Service Terminals**

We own or operate 10 full service terminals along the Gulf Coast with an aggregate capacity of approximately 249,000 barrels. These terminal facilities provide logistical support services and provide storage and handling services for fuel oil and lubricants. The significant difference between our full service terminals and our fuel and lubricant terminals is that our full service terminals generate additional revenues by providing shore bases to support our customer's operating activities related to the offshore exploration and production industry. One typical use for our shore bases is for drilling fluids manufacturers to manufacture and sell drilling fluids to the offshore drilling industry. Offshore drilling companies may also set up service facilities at these terminals to support their offshore operations. Customers of our full service terminals are primarily oil and gas exploration and production companies, and oilfield service companies such as drilling fluids companies, marine transportation companies and offshore construction companies.

**Fuel and Lubricant Terminals**

We own or operate four lubricant and fuel oil terminals located along the Louisiana Gulf Coast with an aggregate storage capacity of approximately

159,000 barrels. These fuel and lubricant terminals primarily provide storage and handling services for fuel oil and lubricants used in the offshore exploration and production and oilfield service industries. We also distribute and market lubricants at these terminals.

**SPECIALTY PETROLEUM TERMINALS**

We own or operate 11 terminal facilities providing storage and handling services for some or all of the following: anhydrous ammonia, asphalt, molten sulfur, sulfuric acid, fuel oil, crude oil and other petroleum products and by-products. Our specialty terminals have an aggregate storage capacity of approximately 2.2 million barrels. Each of these terminals has storage capacity for petroleum products and by-products and has assets to handle products transported by vessel, barge and truck. The location and composition of our terminals are structured to complement our other businesses and business segments reflecting our strategy to provide a broad range of integrated services in the handling and transportation of petroleum products and by-products. We developed our terminalling and storage assets by acquiring existing terminalling and storage facilities and then customizing and upgrading these facilities as needed to integrate the facilities into our

petroleum product and by-product transportation network and to more effectively service customers.

In November 2009, we closed a transaction with Martin Resource Management and Cross Oil Refining & Marketing, Inc. where we acquired certain lube oil processing assets from Cross which are located in Smackover, Arkansas for consideration consisting of \$44.9 million

worth of common and subordinate units.

The assets we acquired are used to process crude oil into specialty finished products, including naphthenic lubricants, distillates, asphalt and other intermediate cuts. This process is dedicated to an affiliate of Martin Resource Management through a long-term tolling agreement based upon throughput rates and a monthly reservation fee.

**TERMINALLING & STORAGE  
 AREAS OF OPERATIONS**





Martin Midstream is pleased to welcome two new members to the Board of Directors of our General Partner in 2010. Joe N. Averett, Jr. (far right) and Charles Henry (Hank) Still (middle right) combined provide significant experience in both midstream oil and gas and corporate legal matters. Also pictured, Howard R. Hackney (far left), C. Scott Massey (middle left) and Ruben S. Martin III (center).

## Fellow Unitholders

In my letter to you last year, I emphasized that our Partnership's greatest assets were the women and men who work diligently together every day to enhance the value of your Partnership. While these people are the reason we have survived and prospered in these difficult times, the diverse nature of our multiple operating segments allows us to spread risk and ultimately keep our distributions flowing. The reliance on our diversification was never more prominent than in 2009 when some MMLP segments improved sooner than others. Terminalling and Storage was the least affected by the economic downturn and remained stable. Sulfur Services and Natural Gas Services made significant headway during the year, whereas Martine Transportation is not yet fully recovered.

Albeit in part a function of the difficulties our units had in 2008, calendar 2009 marked another year of successful financial return for MMLP unitholders by most performance metrics. Our units enjoyed a total return of approximately 110% during the year. Overall, most MLPs enjoyed a similarly successful year as commodities were more stable and access to capital slowly restored. Many partnerships, including MMLP, were able to work on their balance sheet and liquidity positions during 2009, which has promoted growth for us this year.

In our Natural Gas Services segment, we expanded the through-put capacity of our Waskom plant to 285 million cubic feet per day. At the same time in June 2009, we increased our fractionation capability to over 14,000 barrels per day to handle the additional volume generated from the expansion. This fractionation gives us a competitive advantage to our competition as we are the only full fractionation capable facility in the East Texas region. Given the continued drilling in the Cotton Valley basin and the rapid developmental growth of the Haynesville Shale, our assets have become more strategic and should be more productive over time.

In late November, we executed our largest asset drop-down to date with Martin Resource Management in the form of the Cross lubricant oil processing facility. This \$45 million transaction continues our growth initiative to add quality fee-based cash flow to the Partnership. We expect Cross to contribute \$10-\$12 million of cash flow annually. Further, the asset brings multiple growth opportunities to MMLP.

Cross is an exceptional asset serving a growing niche lubricant market. It fits well with our overall service and product slate within our specialty Terminalling and Storage Segment.

During the first half of 2010, we successfully re-charged our balance sheet. By issuing follow-on equity and accessing our first ever bond offering, the Partnership was able to effectively re-capitalize itself and is now well-positioned for growth. Although the majority of the identified growth is organic, we continued to find strategic enhancing assets for our portfolio through acquisition so far in 2010.

In January of this year, we successfully closed an acquisition in our Waskom joint venture that will allow us among other things to bifurcate leaner gas streams away from the processing plant. This is of increasing importance as we have found that the Haynesville Shale volumes tend to be leaner in liquid (NGL) content. This acquisition, The Waskom System as we have named it, will allow us to take these leaner streams of gas and by-pass the plant. This is beneficial as to not absorb capacity in the Waskom Plant and allow us to move that gas closer to market.

In August 2010, we closed another drop-down of two marine based terminal assets located in Pascagoula, Mississippi and Theodore, Alabama. As another fee-based addition to our Terminalling and Storage, the Partnership now owns terminal assets across the Gulf of Mexico region from Corpus Christi to Tampa.

As I indicated earlier, our Partnership has continued to thrive and prosper amidst uncertainties in the commodity and financial markets. Although we did not grow our distributions in 2009, we remain on solid footing guided in part by the diversity of our operations. MMLP is now again well-positioned for growth and, as we have announced, has many low cost multiple projects that will enhance our existing asset base.

I appreciate your investment in our Partnership.

Yours truly,



**Ruben S. Martin III**

President and Chief Executive Officer



## DISTRIBUTABLE CASH FLOW RECONCILIATION

(in thousands)	2005	2006	2007	2008	2009
Net income	\$13,880	\$22,243	\$ 32,561	\$ 48,558	\$22,203
Adjustments to reconcile net income to distributable cash flow:					
Depreciation and amortization	12,642	17,597	26,323	34,893	39,506
Amortization of deferred debt issue costs	600	1,040	1,233	1,120	1,689
Deferred income taxes	—	—	(680)	(2,442)	294
Distribution equivalents from unconsolidated entities	1,812	9,285	12,812	11,450	7,353
Invested cash in unconsolidated entities	(322)	767	1,338	2,793	2,712
Equity in earnings of unconsolidated entities	(1,591)	(8,547)	(10,941)	(13,224)	(7,044)
Non-cash mark-to-market on derivatives	(555)	(389)	3,904	(2,328)	2,526
Non-cash hurricane costs (net of cash payments)	—	—	—	512	—
Maintenance capital expenditures	(5,100)	(7,732)	(11,955)	(17,998)	(7,600)
Gain on disposition or sale of property, plant and equipment	—	—	(703)	(144)	(4,996)
Gain on involuntary conversion of property, plant and equipment	—	(3,125)	—	(65)	(1,017)
Repayment of debt	(291)	—	—	—	—
Debt prepayment premium	—	1,160	—	—	—
Other	58	(159)	46	39	98
Distributable cash flow	\$21,133	\$32,140	\$ 53,938	\$ 58,164	\$55,724



2009 FORM 10-K (A)

**UNITED STATES  
SECURITIES AND EXCHANGE COMMISSION**

Washington, D.C. 20549

**FORM 10-K/A  
(Amendment No. 1)**

Mark One

[ X ]

**Annual Report Pursuant to Section 13 or 15(d) of the  
Securities Exchange Act of 1934**

**For the fiscal year ended December 31, 2009**

**OR**

[ ]

**Transition Report Pursuant to Section 13 or 15(d) of the  
Securities Exchange Act of 1934**

For the transition period from \_\_\_\_\_ to \_\_\_\_\_.

Commission file number 000-50056

**MARTIN MIDSTREAM PARTNERS L.P.**

(Exact name of registrant as specified in its charter)

Delaware

\_\_\_\_\_  
State or other jurisdiction of incorporation or  
organization

05-0527861

\_\_\_\_\_  
(I.R.S. Employer Identification No.)

**4200 Stone Road Kilgore, Texas 75662**

(Address of principal executive offices) (Zip Code)

**903-983-6200**

(Registrant's telephone number, including area code)

**Securities Registered Pursuant to Section 12(b) of the Act:**

NONE

**Securities Registered Pursuant to Section 12(g) of the Act:**

Title of each class	Name of each exchange on which registered
Common Units representing limited partnership interests	NASDAQ

Indicate by check mark if the registrant is a well-known seasoned issuer, as defined in Rule 405 of the Securities Act.

Yes

No

Indicate by check mark if the registrant is not required to file reports pursuant to Section 13 or Section 15(d) of the Act.

Yes

No

Indicate by check mark whether the registrant (1) has filed all reports required to be filed by Section 13 or 15(d) of the Securities Exchange Act of 1934 during the preceding 12 months (or for such shorter period that the registrant was required to file such reports), and (2) has been subject to such filing requirements the past 90 days.

Yes

No

Indicate by check mark whether the Registrant has submitted electronically and posted on its corporate Web site, if any, every Interactive Data File required to be submitted and posted pursuant to Rule 405 of Regulation S-T during the preceding 12 months (or for such shorter period that the Registrant was required to submit and post such files).

Yes

No

Indicate by check mark if disclosure of delinquent filers pursuant to Item 405 of Regulation S-K is not contained herein, and will not be contained, to the best of registrant's knowledge, in definitive proxy or information statements incorporated by reference in Part III of this Form 10-K or any amendment to this Form 10-K.

Indicate by check mark whether the registrant is a large accelerated filer, an accelerated filer, a non-accelerated filer, or a smaller reporting company. See definition of "large accelerated filer," "accelerated filer" and "smaller reporting company" in Rule 12b-2 of the Exchange Act. (Check one):

Large accelerated filer

Accelerated filer

Non-accelerated filer

Smaller reporting company

(Do not check if a smaller reporting company)



Indicate by check mark whether the registrant is a shell company (as defined in Rule 12b-2 of the Exchange Act).

Yes

No

As of June 30, 2009, 13,688,152 common units were outstanding. The aggregate market value of the common units held by non-affiliates of the registrant as of such date approximated \$190,489,698 based on the closing sale price on that date. There were 17,707,832 of the registrant's common units and 889,444 of the registrant's subordinated units outstanding as of March 4, 2010.

**DOCUMENTS INCORPORATED BY REFERENCE:** None.

#### EXPLANATORY NOTE

Martin Midstream Partners L.P. (the "Partnership") is filing this Amendment No. 1 on Form 10-K/A ("Amendment No. 1") to amend its annual report on Form 10-K for the fiscal year ended December 31, 2009, as filed with the Securities and Exchange Commission on March 4, 2010, solely to correct certain typographical errors in the Financial Statements of Martin Midstream Partners L.P. for the year ended December 31, 2009. Specifically, the third paragraph of the Report of Independent Registered Public Accounting Firm on page 78 should read:

"In our opinion, the consolidated financial statements referred to above present fairly, in all material respects, the consolidated financial position of Martin Midstream Partners L.P. and subsidiaries as of December 31, 2009 and 2008 and the results of their operations and their cash flows for each of the years in the three-year period ended December 31, 2009, in conformity with U.S. generally accepted accounting principles."

Although this paragraph contained certain typographical errors, the remainder of Item 8 — Financial Statements and Supplementary Data was accurate. In all other respects, the Partnership's annual report on Form 10-K filed on March 4, 2010 remains unchanged. This Amendment No. 1 is as of the date of the original filing date of the Partnership's annual report on Form 10-K and the Partnership has not updated the disclosures contained therein to reflect any events that occurred at a later date.

## TABLE OF CONTENTS

Page

### PART I

Item 1.	Business .....	1
Item 1A.	Risk Factors .....	26
Item 1B.	Unresolved Staff Comments .....	46
Item 2.	Properties .....	46
Item 3.	Legal Proceedings .....	46
Item 4.	Reserved.....	47

### PART II

Item 5.	Market for Our Common Equity, Related Unitholder Matters and Issuer Purchases of Equity Securities.....	47
Item 6.	Selected Financial Data.....	49
Item 7.	Management’s Discussion and Analysis of Financial Condition and Results of Operations.....	51
Item 7A.	Quantitative and Qualitative Disclosures about Market Risk .....	74
Item 8.	Financial Statements and Supplementary Data .....	77
Item 9.	Changes in and Disagreements with Accountants on Accounting and Financial Disclosure .....	118
Item 9A.	Controls and Procedures .....	118
Item 9B.	Other Information .....	118

### PART III

Item 10.	Directors, Executive Officers and Corporate Governance.....	120
Item 11.	Executive Compensation.....	125
Item 12.	Security Ownership of Certain Beneficial Owners and Management and Related Stockholder Matters .....	133
Item 13.	Certain Relationships and Related Transactions, and Director Independence.....	136
Item 14.	Principal Accounting Fees and Services .....	144

### PART IV

Item 15.	Exhibits and Financial Statement Schedules.....	145
----------	---	-----

## PART I

### **Item 1. Business**

#### **Overview**

We are a publicly traded limited partnership with a diverse set of operations focused primarily in the United States Gulf Coast region. Our four primary business lines include:

- Terminalling and storage services for petroleum products and by-products;
- Natural gas services;
- Sulfur and sulfur-based products processing, manufacturing, marketing and distribution; and
- Marine transportation services for petroleum products and by-products.

The petroleum products and by-products we gather, process, transport, store and market are produced primarily by major and independent oil and gas companies who often turn to third parties, such as us, for the transportation and disposition of these products. In addition to these major and independent oil and gas companies, our primary customers include independent refiners, large chemical companies, fertilizer manufacturers and other wholesale purchasers of these products. We generate the majority of our cash flow from fee-based contracts with these customers. Our location in the Gulf Coast region of the United States provides us strategic access to a major hub for petroleum refining, natural gas gathering and processing and support services for the exploration and production industry.

We were formed in 2002 by Martin Resource Management Corporation (“Martin Resource Management”), a privately-held company whose initial predecessor was incorporated in 1951 as a supplier of products and services to drilling rig contractors. Since then, Martin Resource Management has expanded its operations through acquisitions and internal expansion initiatives as its management identified and capitalized on the needs of producers and purchasers of hydrocarbon products and by-products and other bulk liquids. As of March 4, 2010, Martin Resource Management owns an approximate 40.0% limited partnership interest in us. Furthermore, it owns and controls our general partner, which owns a 2.0% general partner interest and incentive distribution rights in us.

The historical operation of our business segments by Martin Resource Management provides us with several decades of experience and a demonstrated track record of customer service across our operations. Our current lines of business have been developed and systematically integrated over this period of more than 50 years, including natural gas services (1950s); sulfur (1960s); marine transportation (late 1980s) and terminalling and storage (early 1990s). This development of a diversified and integrated set of assets and operations has produced a complementary portfolio of midstream services that facilitates the maintenance of long-term customer relationships and encourages the development of new customer relationships.

#### **Primary Business Segments**

Our primary business segments can be generally described as follows:

- *Terminalling and Storage.* We own or operate 12 marine shore based terminal facilities and 11 specialty terminal facilities located in the United States Gulf Coast region that provide storage, processing and handling services for producers and suppliers of petroleum products and by-products, lubricants and other liquids, including the refining of various grades and quantities of naphthenic lubricants and related products. Our facilities and resources provide us with the ability to handle various products that require specialized treatment, such as molten sulfur and asphalt. We also provide land rental to oil and gas companies along with storage and handling services for lubricants and fuel oil. We provide these terminalling and storage services on a fee basis primarily under long-term contracts. A significant portion of the contracts in this segment provide for minimum fee arrangements that are not based on the volumes handled.
- *Natural Gas Services.* Through our acquisitions of Prism Gas Systems I, L.P. (“Prism Gas”) and Woodlawn Pipeline Co., Inc. (“Woodlawn”), we have ownership interests in over 615 miles of gathering and transmission pipelines located in the natural gas producing regions of East Texas, Northwest Louisiana, the Texas Gulf Coast and offshore Texas and federal waters in the Gulf of Mexico, as well as a 285 MMcfd capacity natural gas processing plant located in East Texas. In

addition to our natural gas gathering and processing business, we distribute natural gas liquids or, “NGLs”. We purchase NGLs primarily from natural gas processors. We store NGLs in our supply and storage facilities for wholesale deliveries to propane retailers, refineries and industrial NGL users in Texas and the Southeastern United States. We own an NGL pipeline which spans approximately 200 miles running from Kilgore to Beaumont, Texas. We own three NGL supply and storage facilities with an aggregate above-ground storage capacity of approximately 3,000 barrels and we lease approximately 2.2 million barrels of underground storage capacity for NGLs. We believe we have a natural gas processing competitive advantage in East Texas with the only full fractionation facilities serving this area. The recent acquisition of natural gas gathering and processing assets from Crosstex Energy, L.P. and Crosstex Energy, Inc. by our Waskom Gas Processing Company (a joint venture in which we participate with Center Point Energy Gas Processing Company, an indirect, wholly-owned subsidiary of CenterPoint Energy, Inc.) further strengthens our East Texas infrastructure.

- *Sulfur Services.* We have developed an integrated system of transportation assets and facilities relating to sulfur services over the last 30 years. We process and distribute sulfur predominantly produced by oil refineries primarily located in the United States Gulf Coast region. We handle molten sulfur on contracts that are tied to sulfur indices and tend to provide stable margins. We process molten sulfur into prilled or pelletized sulfur on take or pay fee contracts at our facilities in Port of Stockton, California and Beaumont, Texas. The sulfur we process and handle is primarily used in the production of fertilizers and industrial chemicals. We own and operate six sulfur-based fertilizer production plants and one emulsified sulfur blending plant that manufacture primarily sulfur-based fertilizer products for wholesale distributors and industrial users. These plants are located in Illinois, Texas and Utah. In October 2007, we completed the construction of a sulfuric acid production plant in Plainview, Texas which processes molten sulfur into sulfuric acid. Demand for our sulfur products exists in both the domestic and foreign markets, and we believe our asset base provides us with additional opportunities to handle increases in U.S. supply and access to foreign demand.
- *Marine Transportation.* We own a fleet of 40 inland marine tank barges, 17 inland push boats and four offshore tug barge units that transport petroleum products and by-products largely in the United States Gulf Coast region. We provide these transportation services on a fee basis primarily under annual contracts and many of our customers have long standing contractual relationships with us. Over the past several years, we have focused on modernizing our fleet. As a result, the average age of our vessels has decreased from 33 years in 2006 to 22 years as of March 4, 2010 and we anticipate that the average age will be 19 years at the end of 2010. This modernized asset base is attractive both to our existing customers as well as potential new customers. In addition, our fleet contains several vessels that reflect our focus on specialty products. For example, we are one of a very limited number of companies that can transport molten sulfur.

## **2009 Developments and Subsequent Events**

### ***Recent Acquisitions***

*Acquisition of Cross Assets.* On November 25, 2009, we closed a transaction with Martin Resource Management and Cross Refining & Marketing, Inc. (“Cross”), a wholly owned subsidiary of Martin Resource Management, in which we acquired certain specialty lubricants processing assets (“Assets”) from Cross for total consideration of \$44.9 million (the “Contribution”). As consideration for the Contribution, we issued 804,721 of our common units and 889,444 subordinated units to Martin Resource Management at a price of \$27.96 and \$25.16 per limited partner unit, respectively. The common units will be entitled to receive distributions beginning in February 2010, while the subordinated units will have no distribution rights until the second anniversary of closing of the Contribution. At the end of such second anniversary, the subordinated units will automatically convert to common units, having the same distribution rights as existing common units. In connection with the Contribution, our general partner made a capital contribution of \$0.9 million to us in order to maintain its 2% general partner interest in us.

In connection with the closing of the Contribution, we and Martin Resource Management entered into a long-term, fee for services-based Tolling Agreement whereby Martin Resource Management agreed to pay us for the processing of its crude oil into finished products, including naphthenic lubricants, distillates, asphalt and other intermediate cuts. Under the Tolling Agreement, Martin Resource Management generally agreed to refine a minimum of 6,500 barrels per day of crude oil at the refinery at a price of \$4.00 per barrel. Any additional barrels will be refined at a price of \$4.28 per barrel. In addition, Martin Resource Management agreed to pay a monthly reservation fee of \$1.3 million and a periodic fuel surcharge fee based on certain parameters specified in the Tolling Agreement. All of



these fees (other than the fuel surcharge) are subject to escalation annually based upon the greater of 3% or the increase in the Consumer Price Index for a specified annual period. In addition, every three years, the parties can negotiate an upward or downward adjustment in the fees subject to their mutual agreement. The Tolling Agreement has a 12-year term, subject to certain termination rights specified therein. Martin Resource Management will continue to market and distribute all finished products under the Cross brand name. In addition, Martin Resource Management will continue to own and operate the Cross packaging business.

The acquisition of the Cross assets was considered a transfer of net assets between entities under common control. Accordingly, we are required to revise our financial statements to include activities of the Cross assets as of the date of common control. Our historical financial statements have been recast to reflect the results attributable to the Cross assets as if we owned the Cross assets for all periods presented.

*Acquisition of the East Harrison Pipeline System.* In December 2009, we acquired, through Prism Gas, from Woodward Partners, Ltd., 6.45 miles of gathering pipeline referred to as the East Harrison Pipeline System for approximately \$0.3 million. The system currently transports approximately 500 Mcfd of natural gas under various transport contracts which provide for a minimum monthly fee.

### ***Other Developments***

*Fourth Amendment to Credit Agreement.* On December 21, 2009, we entered into a Fourth Amendment (the “Fourth Amendment”) to the Second Amended and Restated Credit Agreement (the “Credit Agreement”), among Martin Operating Partnership L.P., a wholly-owned subsidiary of ours (the “Operating Partnership”), as borrower, the Partnership and certain of our subsidiaries, as guarantors, the financial institutions parties thereto, as lenders, Royal Bank of Canada, as administrative agent and collateral agent, and the various other agents and parties thereto. The Fourth Amendment modified our existing Credit Agreement to, among other things, (1) increase the total commitments of the lenders thereunder from \$325.0 million to approximately \$335.7 million, (2) provide that the term loans thereunder will automatically convert to revolving loans on November 10, 2010, such that after giving effect to such conversion the aggregate revolving loan commitments will be approximately \$335.7 million, (3) extend the maturity date of amounts outstanding under the Credit Agreement from November 10, 2010 to November 9, 2012, (4) increase the applicable interest rate margin and fees payable to the lenders under the Credit Agreement, (5) amend the financial covenants and certain other covenants under the Credit Agreement, (6) include procedures for additional financial institutions to become revolving lenders, or for any existing revolving lender to increase its revolving commitment, subject to a maximum of \$375.0 million for all term loan and revolving loan commitments under the Credit Agreement, (7) eliminate the requirement that we make annual prepayments of the term loans outstanding under the Credit Agreement with excess cash flow, (8) eliminate the swing line facility under the Credit Agreement and (9) limit asset dispositions to \$25 million per fiscal year.

*Conversion of Subordinated Units Issued at Formation of Partnership.* On November 14, 2009, all of our remaining 850,674 outstanding subordinated units, which were issued at the formation of the partnership and owned by Martin Resource Management through a subsidiary, converted into common units on a one-for-one basis following our quarterly cash distribution on such date. All of the 4,253,362 original subordinated units issued to Martin Resource Management have been converted into common units on a one-for-one basis since the formation of the Partnership.

*Investment by Martin Resource Management.* On November 25, 2009, we closed a private equity sale with Martin Resource Management, under which Martin Resource Management invested \$20.0 million in cash in the Partnership in exchange for 714,285 of our common units (the “Investment”). In connection with the Investment, our general partner made a capital contribution to us of \$0.4 million in order to maintain its 2% general partner interest in us. Proceeds from the Investment were used to repay borrowings under our credit facility.

### ***Subsequent Events***

*Fifth Amendment to Credit Agreement.* On January 14, 2010, we entered into a Fifth Amendment (the “Fifth Amendment”) to the Credit Agreement. The Fifth Amendment modified the Credit Agreement to, among other things, (1) permit us to invest up to \$25 million in our joint ventures and (2) limit our ability to make capital expenditures.

*Increase Joinder.* On February 25, 2010, we entered into a Commitment Increase and Joinder Agreement (the “Increase Joinder”) with respect to the Credit Agreement. The Increase Joinder increased the maximum amount of borrowings and letters of credit under our credit facility from approximately \$335.7 million to \$350.0 million.

*Acquisition by Waskom of the Harrison Pipeline System.* On January 15, 2010, we, through Prism Gas, as 50% owner and the operator of Waskom Gas Processing Company (“WGPC”), through WGPC’s wholly owned subsidiaries Waskom Midstream LLC and Olin Gathering LLC, acquired from Crosstex North Texas Gathering, L.P., a 100% interest in approximately 62 miles of gathering pipeline, two 35 MMcfd dew point control plants and equipment referred to as the Harrison Pipeline System. The Partnership’s share of the acquisition cost is approximately \$20.0 million.

*Quarterly Distribution.* On January 21, 2010, we declared a quarterly cash distribution of \$0.75 per common unit for the fourth quarter of 2009, or \$3.00 per common unit on an annualized basis, to be paid on February 12, 2010 to unitholders of record as of February 5, 2010, reflecting no change over the quarterly distribution paid in respect to the third quarter of 2009.

*Public Offering.* On February 8, 2010, we completed a public offering of 1,650,000 common units, resulting in net proceeds of \$50.6 million, after payment of underwriters’ discounts, commissions and offering expenses. Our general partner contributed \$1.1 million in cash to us in conjunction with the issuance in order to maintain its 2% general partner interest in us. The net proceeds were used to pay down revolving debt under our credit facility.

## **Business Strategy**

The key components of our business strategy are to:

- *Pursue Organic Growth Projects.* We continually evaluate economically attractive organic expansion opportunities in new or existing areas of operation that will allow us to leverage our existing market position, increase the distributable cash flow from our existing assets through improved utilization and efficiency, and leverage our existing customer base. This ability to pursue organic growth opportunities which can be seen in the construction of our Beaumont, Texas sulfur prilling facility, which provides our customers with access to foreign markets.
- *Pursue Internal Organic Growth by Attracting New Customers and Expanding Services Provided to Existing Customers.* We seek to identify and pursue opportunities to expand our customer base across all of our business segments. We generally begin a relationship with a customer by transporting or marketing a limited range of products and services. We believe expanding our customer base and our product and service offerings to existing customers is the most efficient and cost-effective method of achieving organic growth. We believe significant opportunities exist to expand our customer base and provide additional services and products to existing customers.
- *Pursue Strategic Acquisitions.* We monitor the marketplace to identify and pursue accretive acquisitions that expand the services and products we offer or that expand our geographic presence. After acquiring other businesses, we will attempt to utilize our industry knowledge, network of customers and suppliers and strategic asset base to operate the acquired businesses more efficiently and competitively, thereby increasing revenues and cash flow. Our acquisitions have tended to focus on targets with which we are familiar through historical business relations (as suppliers or customers). This allows us to seek out operations that we believe will be strengthened by our management team and existing operations. An example of our strategy is the acquisition of our Prism subsidiary in 2005 which complemented and expanded our NGL distribution capabilities. We believe that our diversified base of operations provides multiple platforms for strategic growth through acquisitions.
- *Pursue Strategic Alliances.* Many of our larger customers are establishing strategic alliances with midstream service providers such as us to address logistical and transportation problems or achieve operational synergies. These strategic alliances are typically structured differently than our regular commercial relationships, with the goal that such alliances would expand our business relationships with our customers and suppliers. Due to our diversified portfolio of assets and the comprehensive solutions provided thereby, we believe we are an attractive partner for the pursuit of strategic alliances and we intend to pursue strategic alliances with customers in the future.
- *Expand Geographically.* We work to identify and assess other attractive geographic markets for our services and products based on the market dynamics and the cost associated with penetration of such markets. We typically enter a new market through an acquisition or by securing at least one major customer or supplier and then dedicating or purchasing assets for operation in the new market. Once in a new territory, we seek to expand our operations within this new territory both by targeting new customers and by selling additional services and products to our original customers in the territory. Our focus on geographic expansion can be seen in the 2005 acquisition of our Bay Sulfur assets in Stockton, California which allowed for us to establish our presence in the West Coast sulfur markets.

- *Maintain Financial Strength and Flexibility.* We continue to seek additional long-term, fee-based contracts to further minimize our exposure to commodity price fluctuations and sustain our long-term customer relationships. We continue to hedge a significant portion of our remaining exposure to commodity price fluctuations. In addition, we intend to continue to maintain a strong balance sheet by financing growth through a combination of long-term debt and equity, with the goal of having flexibility to fund future organic growth and strategic acquisitions through opportunistically accessing the capital markets.

## Competitive Strengths

We believe we are well positioned to execute our business strategy because of the following competitive strengths:

- *Asset Base and Integrated Distribution Network.* We operate a diversified asset base that, together with the services provided by Martin Resource Management, enables us to offer our customers an integrated distribution network consisting of transportation, terminalling and storage and midstream logistical services while minimizing our dependence on the availability and pricing of services provided by third parties. Our integrated distribution network enables us to provide customers with a complementary portfolio of transportation, terminalling, distribution and other midstream services for petroleum products and by-products. We believe our customers value the efficiency of using this complementary portfolio as opposed to contracting with a varying number of other service providers to obtain the same services.
- *Strategically Located Assets.* We believe we are one of the largest providers of shore bases and one of the largest lubricant distributors and marketers in the United States Gulf Coast region. In addition, we are one of the largest operators of marine service terminals in the United States Gulf Coast region providing broad geographic coverage and distribution capability of our products and comprehensive services to our customers. Our natural gas gathering and processing assets are focused in areas that have continued to experience high levels of drilling activity and natural gas production. In addition, our natural gas services business is well positioned in the East Texas area with the only full fractionation facilities serving this area.
- *Specialized Transportation Equipment and Storage Facilities.* We have the assets and expertise to handle and transport certain petroleum products and by-products with unique requirements for transportation and storage. For example, we own facilities and resources to transport molten sulfur and asphalt, which must be maintained at temperatures between approximately 275 and 350 degrees Fahrenheit to remain in liquid form. We believe these capabilities allow us to enhance relationships with our customers by offering them services to handle their unique product requirements. These specialized assets, and the comprehensive solutions provided thereby, provide us with the flexibility to require minimum fee contracts with certain of our customers that require these specialized services.
- *Ability for Growth Across Multiple Segments.* Our distinct lines of business allow us to allocate capital to the most promising growth opportunities based on current and anticipated market conditions. We believe that with our Prism Gas assets, we have opportunities for organic growth in our natural gas gathering and processing operations through increasing fractionation capacity, pipeline expansions, new pipeline construction and bolt-on acquisitions. We believe Prism Gas' assets are well situated in the Haynesville Shale, which is one of the four largest U.S. shale deposits, and anticipate growth opportunities as these deposits are further developed. Additionally, we believe we could significantly increase our sulfur processing capacity with minimal capital investment.
- *Experienced Management Team and Operational Expertise.* Members of our executive management team and the heads of our principal business lines have, on average, more than 30 years of experience in the industries in which we operate. Further, these individuals have been employed by Martin Resource Management, on average, for more than 18 years. Our management team has a successful track record of creating internal growth and completing acquisitions. We believe our management team's experience and familiarity with our industry and businesses are important assets that assist us in implementing our business strategies.
- *Strong Industry Reputation and Established Relationships with Suppliers and Customers.* We believe we have established a reputation in our industry as a reliable and cost-effective supplier of services to our customers and have a track record of safe, efficient operation of our facilities. Our management has also established long-term relationships with many of our suppliers and customers. We believe we benefit from our management's reputation and track record, and from these long-term relationships.

- *Financial Strength and Flexibility.* We have historically financed our operations with a combination of debt and equity while maintaining a modest leverage profile, even in challenging business environments. Since our initial public offering, we have accessed the public equity markets 4 times for \$241.0 million in total net proceeds, including capital contributions from our general partner. We have also occasionally issued units to Martin Resource Management in exchange for cash or assets.
- *Fee-Based Contracts and Active Commodity Risk Management.* We generate a majority of our cash flow from fee-based contracts with our customers. In addition, a significant portion of these fee-based contracts consist of reservation charges or minimum fee arrangements, which reduce the volatility of a portion of cash flows to volume fluctuations. We seek to further minimize our exposure to commodity price fluctuations through swaps for crude oil, natural gas and natural gasoline. As of December 31, 2009, Prism Gas has hedged approximately 50% of its commodity risk by volume for 2010.

## **Terminalling and Storage Segment**

**Industry Overview.** The United States petroleum distribution system moves petroleum products and by-products from oil refinery and natural gas processing facilities to end users. This distribution system is comprised of a network of terminals, storage facilities, pipelines, tankers, barges, rail cars and trucks. Terminals play a key role in moving these products throughout the distribution system by providing storage, blending and other ancillary services.

In the 1990s, the petroleum industry entered a period of consolidation. Refiners and marketers developed large-scale, cost-efficient operations resulting in several refinery acquisitions, combinations, alliances and joint ventures. This consolidation resulted in major oil companies integrating the various components of their businesses, including terminalling and storage. However, major integrated oil companies later concentrated their focus and resources on their core competencies of exploration, production, refining and retail marketing and examined ways to lower their distribution costs. Additionally, the Federal Trade Commission required some divestitures of terminal assets in markets in which merged companies, alliances and joint ventures were regarded as having excessive market power. As a result of these factors, oil and gas companies began to increasingly rely on third parties such as us to perform many terminalling and storage services.

Although many large energy and chemical companies own terminalling and storage facilities, these companies also use third-party terminalling and storage services. Major energy and chemical companies typically have a strong demand for terminals owned by independent operators when such terminals are strategically located at or near key transportation links, such as deep-water ports. Major energy and chemical companies also need independent terminal storage when their owned storage facilities are inadequate, either because of lack of capacity, the nature of the stored material or specialized handling requirements.

The Gulf Coast region is a major hub for petroleum refining. Approximately two-thirds of United States refining capacity expansion in the 1990s occurred in this region. Growth in the refining and natural gas processing industries has increased the volume of petroleum products and by-products that are transported within the Gulf Coast region, which consequently has increased the need for terminalling and storage services.

The marine and offshore oil and gas exploration and production industries use terminal facilities in the Gulf Coast region as shore bases that provide them logistical support services as well as provide a broad range of products, including fuel oil, lubricants, chemicals and supplies. The demand for these types of terminals, services and products is driven primarily by offshore exploration, development and production in the Gulf of Mexico. Offshore activity is greatly influenced by current and projected prices of oil and natural gas.

**Marine Shore Based Terminals.** We own or operate 12 marine shore based terminals along the Gulf Coast from Venice, Louisiana to Corpus Christi, Texas. Our terminal assets are located at strategic distribution points for the products we handle and are in close proximity to our customers.

We are one of the largest operators of marine shore based terminals in the Gulf Coast region. These terminals are used to distribute and market lubricants and the full service terminals also provide shore bases for companies that are operating in the offshore exploration and production industry. Customers are primarily oil and gas exploration and production companies and oilfield service companies, such as drilling fluid companies, marine transportation companies and offshore construction companies. Shore bases typically provide logistical support, including the storing and handling of tubular goods, loading and unloading bulk materials, providing facilities from which major and independent oil companies can communicate with and control offshore operations and leasing dockside facilities to companies which



provide complementary products and services such as drilling fluids and cementing services. We generate revenues from our terminals that have shore bases by fees that we charge our customers under land rental contracts for the use of our terminal facility for these shore bases. These contracts generally provide us a fixed land rental fee and additional rental fees that are determined based on a percentage of the sales value of the products and services delivered from the shore base. In addition, Martin Resource Management, through contractual arrangements, pays us for terminalling and storage of fuel oil and lubricants at these terminal facilities.

Our 12 marine shore based terminals are divided into two classes of terminals: (i) full service terminals and (ii) fuel and lubricant terminals.

*Full Service Terminals.* We own or operate eight full service terminals. These terminal facilities provide logistical support services and provide storage and handling services for fuel oil and lubricants. The significant difference between our full service terminals and our fuel and lubricant terminals is that our full service terminals generate additional revenues by providing shore bases to support our customer’s operating activities related to the offshore exploration and production industry. One typical use for our shore bases is for drilling fluids manufacturers to manufacture and sell drilling fluids to the offshore drilling industry. Offshore drilling companies may also set up service facilities at these terminals to support their offshore operations. Customers of our full service terminals are primarily oil and gas exploration and production companies, and oilfield service companies such as drilling fluids companies, marine transportation companies and offshore construction companies.

The following is a summary description of our eight full service terminals:

<u>Terminal</u>	<u>Location</u>	<u>Acres</u>	<u>Tanks</u>	<u>Aggregate Capacity</u>
Pelican Island .....	Galveston, Texas	51.3	16	87,200 Bbbs.
Harbor Island(1).....	Harbor Island, Texas	25.5	12	32,500 Bbbs.
Freeport .....	Freeport, Texas	17.8	1	8,300 Bbbs.
Port O’Connor(2).....	Port O’Connor, Texas	22.8	8	7,000 Bbbs.
Sabine Pass(3).....	Sabine Pass, Texas	23.1	11	17,000 Bbbs.
Cameron “East”(4)....	Cameron, Louisiana	34.3	12	34,000 Bbbs.
Cameron “West”(5)...	Cameron, Louisiana	16.9	5	16,500 Bbbs.
Venice (6) .....	Venice, Louisiana	2.8	2	15,000 Bbbs.

- (1) A portion of this terminal is located on land owned by a third party and leased under a lease that expires in January 2015.
- (2) This terminal is located on land owned by a third party and leased under a lease that expires in March 2014.
- (3) A portion of this terminal is located on land owned by a third party and leased under a lease that expires in September 2036.
- (4) This terminal is located on land owned by third parties and leased under a lease that expires in March 2012 and can be extended by us through March 2022.
- (5) This terminal is located on land owned by a third party and leased under a lease that expires in February 2013.
- (6) This terminal is located on land owned by a third party and leased under a sublease agreement that expires in August 2012.

*Fuel and Lubricant Terminals.* We own or operate four lubricant and fuel oil terminals located in the Gulf Coast region that provide storage and handling services for lubricants and fuel oil.

The following is a summary description of our fuel and lubricant terminals:

<u>Terminal</u>	<u>Location</u>	<u>Tanks</u>	<u>Aggregate Capacity</u>
Amelia .....	Amelia, Louisiana	17	14,900 Bbbs.
Berwick(1).....	Berwick, Louisiana	2	25,000 Bbbs.
Intracoastal City(2)(3)	Intracoastal City, Louisiana	16	39,000 Bbbs.
Fourchon(4).....	Fourchon, Louisiana	11	80,000 Bbbs.

- (1) This terminal is located on land owned by third parties and leased under a lease that expires in September 2012 and can be extended by us through September 2017.
- (2) A portion of this terminal is located on land owned by a third party at which we throughput fuel oil pursuant to an agreement that expired in January 2010 and is automatically renewed on a monthly basis.
- (3) A portion of this terminal is located on land owned by third parties and leased under a lease that expires in April 2014.
- (4) This terminal is located on land owned by a third party at which we throughput lubricants and fuel oil pursuant to an agreement that expires in January 2017.

***Specialty Petroleum Terminals.*** We own or operate 11 terminal facilities providing storage and handling services for some or all of the following: anhydrous ammonia, asphalt, sulfur, sulfuric acid, fuel oil, crude oil and other petroleum products and by-products. Our specialty terminals have an aggregate storage capacity of approximately 2.24 million barrels. Each of these terminals has storage capacity for petroleum products and by-products and has assets to handle products transported by vessel, barge and truck. The location and composition of our terminals are structured to complement our other businesses and reflect our strategy to provide a broad range of integrated services in the handling and transportation of petroleum products and by-products. We developed our terminalling and storage assets by acquiring existing terminalling and storage facilities and then customizing and upgrading these facilities as needed to integrate the facilities into our petroleum product and by-product transportation network and to more effectively service customers. We expect to continue to acquire facilities, streamline their operations and customize and upgrade them as part of our growth strategy. We also continually evaluate opportunities to add services and increase access to our terminals to attract more customers and create additional revenues.

Our Tampa terminal is located on approximately 10 acres of land owned by the Tampa Port Authority that was leased to us under a 10-year lease that commenced on December 16, 2006 with two five-year options. Our Stanolind terminal is located on approximately 11 acres of land owned by us located on the Neches River in Beaumont. Our Neches terminal is a deep water marine terminal located near Beaumont, Texas on approximately 50 acres of land owned by us. Our Ouachita County terminal is located on approximately six acres of land owned by us on the Ouachita River in southern Arkansas. Our Corpus Christi terminal is located on approximately 25 acres of land owned by us and has access to the waterfront via marine docks owned by the Port of Corpus Christi.

At our Tampa, Neches, Stanolind and Corpus Christi terminals, our customers are primarily large oil refining and natural gas processing companies. We charge either a fixed monthly fee or a throughput fee for the use of our facilities, based on the capacity of the applicable tank. We conduct a substantial portion of our terminalling and storage operations under long-term contracts, which enhances the stability and predictability of our operations and cash flow. We attempt to balance our short-term and long-term terminalling contracts in order to allow us to maintain a consistent level of cash flow while maintaining flexibility to earn higher storage revenues when demand for storage space increases. In addition, a significant portion of the contracts for our specialty terminals provide for minimum fee arrangements that are not based on the volume handled. At our Ouachita County terminal, Cross Oil Refining & Marketing, Inc., a related party owned by Martin Resource Management, operates the terminal under a long-term terminalling agreement whereby we receive a throughput fee.

In Channelview, Texas, we operate an inland terminal used for lubricant blending, storage, packaging and distribution. This terminal is used as our central hub for lubricant distribution where we receive, package and ship our lubricants to our terminals or directly to customers.

In Smackover, Arkansas, we own a refining terminal where we process crude oil into finished products, including naphthenic lubricants, distillates, asphalt and other intermediate cuts. This process is dedicated to an affiliate of Martin Resource Management through a long-term tolling agreement based upon throughput rates and a monthly reservation fee.

In Houston, Texas, we own an asphalt terminal whose use is dedicated to an affiliate of Martin Resource Management through a terminalling service agreement based on throughput rates.

In Port Neches, Texas, we own an asphalt terminal whose use is dedicated to an affiliate of Martin Resource Management through a terminalling service agreement based upon throughput rates.

In Omaha, Nebraska, we own an asphalt terminal whose use is dedicated to an affiliate of Martin Resource Management through a terminalling service agreement based on throughput rates.

In Beaumont, Texas we own Spindletop Terminal where we receive natural gasoline via pipeline and then ship the product to our customers via other pipelines to which the facility is connected. Our fees for the use of this facility are based on the number of barrels shipped from the terminal.

We also continually evaluate opportunities to add services and increase access to our terminals to attract more customers and create additional revenues. The following is a summary description of our specialty marine terminals:

<u>Terminal</u>	<u>Location</u>	<u>Tanks</u>	<u>Aggregate Capacity</u>	<u>Products</u>	<u>Description</u>
Tampa(1).....	Tampa, Florida	8	779,000 Bbls.	Asphalt, sulfur and fuel oil	Marine terminal, loading/unloading for vessels, barges railcars and trucks
Stanolind.....	Beaumont, Texas	8	555,000 Bbls.	Asphalt, crude oil, sulfur, sulfuric acid and fuel oil	Marine terminal, marine dock for loading/unloading of vessels, barges, railcars and trucks
Neches.....	Beaumont, Texas	7	500,400 Bbls.	Ammonia, asphalt, fuel oil, crude oil and sulfur-based fertilizer	Marine terminal, loading/unloading for vessels, barges, railcars and trucks
Ouachita County.....	Ouachita County, Arkansas	2	77,500 Bbls.	Crude oil	Marine terminal, loading/unloading for barges and trucks
Corpus Christi.....	Corpus Christi, Texas	4	330,000 Bbls.	Fuel oil and diesel	Marine Terminal, loading/unloading barges and vessels and unloading trucks

<u>Terminal</u>	<u>Location</u>	<u>Aggregate Capacity</u>	<u>Products</u>	<u>Description</u>
Channelview.....	Houston, Texas	34,000 sq. ft. Warehouse/29,000 Bbls	Lubricants	Lubricants blending and truck loading/unloading
Cross Refining ...	Smackover, Arkansas	7,500 Bbls per day	Naphthenic lubricants, Distillates, Asphalt	Crude refining facility
South Houston Asphalt.....	Houston, Texas	71,000 Bbls	Asphalt	Asphalt Processing and storage
Port Neches Asphalt.....	Port Neches, Texas	31,250 Bbls	Asphalt	Asphalt Processing and storage
Omaha Asphalt ..	Omaha, Nebraska	114,225 Bbls	Asphalt	Asphalt Processing and storage
Spindletop.....	Beaumont, Texas	90,000 Bbls	Natural Gasoline	Pipeline receipts and shipments

(1) This terminal is located on land owned by the Tampa Port Authority that was leased to us under a 10-year lease that expires in December 2016 with two five-year extension options.

**Competition.** We compete with independent terminal operators and major energy and chemical companies that own their own terminalling and storage facilities. We believe many customers prefer to contract with independent terminal operators rather than terminal operators owned by integrated energy and chemical companies that may have refining or marketing interests that compete with the customers.

Independent terminal owners generally compete on the basis of the location and versatility of terminals, service and price. A favorably-located terminal has access to various cost effective transportation modes, both to and from the terminal, such as waterways, railroads, roadways and pipelines. Terminal versatility depends upon the operator's ability to handle diverse products, some of which have complex or specialized handling and storage requirements. The service function of a terminal includes, among other things, the safe storage of product at specified temperature, moisture and other conditions, and receiving and delivering product to and from the terminal. All of these services must be in compliance with applicable environmental and other regulations.

We believe we successfully compete for terminal customers because of the strategic location of our terminals along the Gulf Coast, our integrated transportation services, our reputation, the prices we charge for our services and the quality and versatility of our services. Additionally, while some companies have significantly more terminalling and storage capacity than us, not all terminalling and storage facilities located in the markets we serve are equipped to properly handle specialty products such as asphalt, sulfur, anhydrous ammonia and sulfuric acid. As a result, our facilities typically command higher terminal fees when compared to fees charged for terminalling and storage of other petroleum products.

The principal competitive factors affecting our terminals which provide lubricant distribution and marketing, as well as shore bases at certain terminals, are the locations of the facilities, availability of competing logistical support services and the experience of personnel and dependability of service. The distribution and marketing of our lubricant products is brand sensitive and we encounter brand loyalty competition. Shore base rental contracts are generally long-term contracts and provide more protection from competition. Our primary competitors for both lubricants and shore bases include several independent operations as well as major companies that maintain their own similarly equipped marine terminals, shore bases and lubricant supply sources.

### Natural Gas Services Segment

**NGL Industry Overview.** NGLs are produced through natural gas processing. They are also a by-product of crude oil refining. NGL consists of hydrocarbons that are vapors at atmospheric temperatures and pressures but change to liquid phase under pressure. NGLs include ethane, propane, normal butane, iso butane and natural gasoline.

Ethane is almost entirely used as a petrochemical feedstock in the production of ethylene and propylene. Propane is used as a petrochemical feedstock in the production of ethylene and propylene, as a fuel for heating, for industrial applications, as motor fuel and as a refrigerant. Normal butane is used as a petrochemical feedstock, as a blend stock for motor gasoline and as a component in aerosol propellants. Normal butane can also be made into iso butane through isomerization. Iso butane is used in the production of motor gasoline, alkylation or MTBE and as a component in aerosol propellants. Natural gasoline is used as a component of motor gasoline and as a petrochemical feedstock.

**NGL Facilities.** We purchase NGLs primarily from natural gas processors and, to a lesser extent, major domestic oil refiners. We transport NGLs using Martin Resource Management's land transportation fleet or by contracting with common carriers, owner-operators and railroad tank cars. We typically enter into annual contracts with independent retail propane distributors to deliver their estimated annual volume requirements based on prevailing market prices. We believe dependable delivery is very important to these customers and in some cases may be more important than price. We ensure adequate supply of NGLs through:

- storage of NGLs purchased in off-peak months;
- efficient use of the transportation fleet of vehicles owned by Martin Resource Management; and
- product management expertise to obtain supplies when needed.

The following is a summary description of our owned and leased NGL facilities:

<u>NGL Facility</u>	<u>Location</u>	<u>Capacity</u>	<u>Description</u>
Wholesale terminals	Arcadia, Louisiana(1)	2,000,000 barrels	Underground storage
	Hattiesburg, Mississippi(2)	100,000 barrels	Underground storage
	Mt. Belvieu, Texas(3)(2)	40,000 barrels	Underground storage
Retail terminals	Kilgore, Texas	90,000 gallons	Retail propane distribution
	Longview, Texas	30,000 gallons	Retail propane distribution
	Henderson, Texas	12,000 gallons	Retail propane distribution

(1) We lease our underground storage at Arcadia, Louisiana from Martin Resource Management under a three-year product storage agreement, which is renewable on a yearly basis thereafter subject to a re-determination of the lease rate for each subsequent year.

(2) We lease our underground storage at Hattiesburg, Mississippi and Mont Belvieu, Texas from third parties under one-year lease agreements, which have been renewed annually for more than 20 years.

(3) In addition, under a throughput agreement, we are entitled to the access and use of a truck loading and unloading and pipeline distribution terminal owned by Enterprise Products and located at Mont Belvieu, Texas. Effective



each January 1, this agreement automatically renews for consecutive one-year periods unless either party terminates the agreement by giving written notice to the other party at least 30 days prior to the expiration of the then-applicable term. This terminal facility has a storage capacity of 8,000 barrels.

Our NGL customers that utilize these assets consist of retail propane distributors, industrial processors and refiners. For the year ended December 31, 2009, we sold approximately 32% of our NGL volume to independent retail propane distributors located in Texas and the southeastern United States and approximately 68% of our NGL volume to refiners and industrial processors.

**NGL Competition.** We compete with large integrated NGL producers and marketers, as well as small local independent marketers. NGLs compete primarily with natural gas, electricity and fuel oil as an energy source, principally on the basis of price, availability and portability.

**NGL Seasonality.** The level of NGL supply and demand is subject to changes in domestic production, weather, inventory levels and other factors. While production is not seasonal, residential and wholesale demand is highly seasonal. This imbalance causes increases in inventories during summer months when consumption is low and decreases in inventories during winter months when consumption is high. If inventories are low at the start of the winter, higher prices are more likely to occur during the winter. Additionally, abnormally cold weather can put extra upward pressure on prices during the winter because there are less readily available sources of additional supply except for imports which are less accessible and may take several weeks to arrive. General economic conditions and inventory levels have a greater impact on industrial and refinery use of NGLs than the weather.

We generally maintain consistent margins in our natural gas services business because we attempt to pass increases and decreases in the cost of NGLs directly to our customers. We generally try to coordinate our sales and purchases of NGLs based on the same daily price index of NGLs in order to decrease the impact of NGL price volatility on our profitability.

**Prism Gas.** Prism Gas is operated and reported as part of our natural gas services business segment, which has been expanded to include natural gas gathering and processing as well as the NGL services business described herein.

Prism Gas has ownership interests in over 615 miles of gathering pipelines located in the natural gas producing regions of North Central Texas and East Texas, Northwest Louisiana, the Texas Gulf Coast and offshore Texas and federal waters in the Gulf of Mexico as well as a 285 MMcfd natural gas processing plant located in East Texas. The underlying assets are in two operating areas:

*East Texas and North Central Texas*

The East Texas and North Central Texas area assets consist of the Waskom Processing Plant, Woodlawn, the McLeod Gathering System, the Hallsville Gathering System, the Marshall Line, Bosque County Pipeline (“BCP”), the East Texas Gathering System and the Prism Liquids Pipeline.

- Waskom Processing Plant — The Waskom Processing Plant, located in Harrison County in East Texas, currently has 285 MMcfd of processing capacity with full fractionation facilities. Expansions to the processing plant were completed in March and June of 2007, July of 2008 and June of 2009 increasing the capacity from 150 MMcfd to 285 MMcfd. In June 2009, the Waskom fractionator was expanded to a capacity of 14,500 barrels per day (“bpd”). For the years ended December 31, 2009 and 2008, inlet throughput and NGL fractionation averaged approximately 243 and 257 MMcfd and 10,034 and 10,542 bpd, respectively. Prism Gas owns an unconsolidated 50% operating interest in the Waskom Processing Plant with CenterPoint Energy Gas Processing, Inc. owning the remaining 50% non-operating interest. We reflect the results of operations from this facility using the equity method of accounting.
- Harrison Pipeline System – In January of 2010, as 50% owner and operator of Waskom Gas Processing Company, through Waskom Gas Processing Company’s wholly owned subsidiaries Waskom Midstream LLC and Olin Gathering LLC, we acquired the Harrison Pipeline System, located in Harrison County in East Texas. The system consists of approximately 62 miles of gathering pipeline, two 35 MMcfd dew point control plants and various equipment. We will reflect the results of operations from this system using the equity method of accounting.

- Woodlawn Plant and Gathering System — On May 2, 2007, we, through our subsidiary Prism Gas, acquired 100% of the outstanding stock of Woodlawn. The results of Woodlawn’s operations have been included in our consolidated financial statements beginning May 2, 2007. Woodlawn is a natural gas gathering and processing company which owns integrated gathering and processing assets in East Texas. Woodlawn’s system consists of approximately 142 miles of natural gas gathering pipe, approximately 33 miles of condensate transport pipe and a 30 MMcfd processing plant. Prism Gas acquired a nine-mile pipeline from a Woodlawn related party that delivers residue gas from the Woodlawn plant to the Texas Eastern Transmission pipeline system.
- McLeod Gathering System — The McLeod Gathering System, located in East Texas and Northwest Louisiana, is a low-pressure gathering system connected to the Waskom Processing Plant providing processing and blending services for natural gas, with high nitrogen and high liquids content gathered by the system. For the years ended December 31, 2009 and 2008, the McLeod Gathering System gathered approximately 4 and 5 MMcfd of natural gas, respectively. Prism Gas owns a consolidated 100% interest in this system.
- East Harrison Gathering System – In December of 2009, we acquired 6.45 miles of gathering pipeline referred to as the East Harrison Pipeline System. For December 2009, the system transported 514 Mcfd. Prism Gas owns a consolidated 100% interest in this system.
- Hallsville Gathering System — The Hallsville Gathering System, which Prism Gas constructed in 2006 in Harrison County, Texas, provides gathering and centralized compression for producers in the Oak Hill Field of East Texas. The system operates at low pressure and redelivers gas to two interstate and three intrastate markets via the Oakhill Gathering System. For the years ended December 31, 2009 and 2008, the Hallsville Gathering System gathered approximately 18 and 21 MMcfd of natural gas, respectively. Prism Gas owns a consolidated 100% interest in this system.
- The Marshall Line — The Marshall Line is a 10” gathering line that Prism Gas began leasing from Kinder Morgan Texas in 2006. It is located in Harrison County, Texas. The Marshall Line gathers gas at intermediate pressure and feeds the Waskom Processing Plant. Prism Gas owns a consolidated 100% interest in the lease.
- Bosque County Pipeline — The Bosque County Pipeline, gathers gas in four North Central Texas counties centered around Bosque County. Prism Gas owned an unconsolidated 20% non-operating interest in a partnership that owned the lease rights to the assets of the Bosque County Pipeline, with Panther Pipeline Ltd. owning a 42.5% operating interest and two unrelated parties owning the remaining 37.5% interest. The lease contract terminated in June 2009.
- East Texas Gathering System — The East Texas Gathering System, located in Panola County, Texas, is comprised of gathering systems built to gather gas produced in this area to market outlets. Prism Gas owns a consolidated 100% interest in these systems.

The natural gas supply for the Waskom Processing Plant, the Woodlawn Plant and Gathering System, the McLeod Gathering System, the Hallsville Gathering System, the Marshall Line and the East Texas Gathering System is derived primarily from natural gas wells located in the Cotton Valley and Haynesville formations of East Texas and Northwest Louisiana.

The Cotton Valley formation is one of the largest tight gas plays in the U.S. and extends over fourteen counties in East Texas and into Northwest Louisiana. Prism Gas’ East Texas Operating Area includes assets that provide gathering and processing services to producers in Cass, Gregg, Harrison, Panola and Rusk Counties, Texas and Caddo Parish, Louisiana. The total number of wells permitted in Prism Gas’ East Texas Operating Area was 419 and 2,323 in calendar years 2009 and 2008, respectively. These annual permit numbers include 200 and 261 permits for horizontal wells in 2009 and 2008, respectively. Improved technology and drilling applications have enhanced the economics of drilling in the Cotton Valley formation; however, in 2009 the economic benefit was more than offset by lower prices and as a result drilling activity declined. We anticipate that drilling activity in 2010 will begin to recover from the low levels of 2009.

In 2008 and 2009, development of the Haynesville Shale began. The Haynesville Shale is one of the four largest U.S. shale deposits. One of the largest producers in the Haynesville Shale estimates the formation will ultimately produce over 500 TCF of natural gas and will be among the top 10 natural gas fields in the world. Haynesville gas contains less natural gas liquids than Cotton Valley gas and as a result, in 2009, the inlet stream to Waskom Processing Plant contained less natural gas liquids than the historical average.

Our primary suppliers of natural gas to the Waskom Processing Plant include BP America Production Company, Centerpoint Energy Gas Transmission Company and Devon Energy Corporation, which collectively represented approximately 70% of the 257 MMcfd of natural gas supplied in 2008 and approximately 64% of the 243 MMcfd of natural gas supplied for the year ended December 31, 2009. A substantial portion (approximately 26%) of the Waskom Processing Plant's inlet volumes are derived from production at BP's Blocker, East Mountain, Carthage and Woodlawn fields in East Texas. Production from these fields is dedicated to the Waskom Processing Plant under a contract with BP for the life of the Waskom partnership. We receive natural gas at the Waskom Processing Plant from our McLeod Gathering System. We also receive a significant amount of trucked-in NGLs that are fractionated, treated and stabilized at the Waskom Processing Plant. In June 2009, we completed construction to expand the fractionator to 14,500 bpd to provide additional capacity for the increase in NGL volumes from the plant expansion that was underway and trucked-in NGL volumes. In 2009, trucked-in NGL volumes decreased along with the decline in drilling activity. The processing plant was expanded to 285 MMcfd in four phases with the first expansion of 30 MMcfd being completed in March 2007, the second expansion of 70 MMcfd being completed in June 2007, the third phase of 15 MMcfd being completed in July 2008 and the fourth phase of 20 MMcfd being completed in June 2009.

There are currently five cryogenic processing plants that compete with Waskom for natural gas supplies. Drilling activity in the Cotton Valley formation is moving north from the Panola-Harrison County line further into Harrison County. Our plant is the preferred gas plant for much of this new production due to its proximity to the increased drilling activity. In addition, the Waskom Processing Plant is the only plant in this area that has full fractionation capability with access to strong local markets for NGLs. Purchasers of NGLs fractionated at Waskom include various chemical companies and other industrial distributors.

The processing contracts for the Waskom Processing Plant are primarily percent-of-liquids ("POL") contracts, in which we retain a portion of the NGLs recovered as a processing fee, percent-of-proceeds ("POP") contracts in which we retain a portion of both the residue gas and the NGLs as payment for services and straight fee contracts in which we receive a fee for every Mcf of gas delivered to the plant. Currently, approximately 50% of the contracts are POL, 34% of the contracts are fee and 16% of the contracts are POP. In addition, there is one minor contract for processing on a keep-whole basis.

Woodlawn provides gathering and processing services. The Woodlawn gathering system provides both low and intermediate pressure gathering services. The gas is gathered to a 30 MMcfd refrigerated gas processing plant. The NGL's that are recovered at Woodlawn are trucked to the Waskom Processing Plant for fractionation. For both years ended December 31, 2009 and 2008, the system gathered and processed 24 MMcfd. The contracts on the Woodlawn system are primarily wellhead purchase with some POP contracts.

The McLeod Gathering System is a low-pressure gathering system that provides an outlet for high nitrogen and high liquids content gas. In June 2003, Prism Gas constructed a pipeline to tie the McLeod Gathering System to the Waskom Processing Plant to provide an outlet for high nitrogen gas. As a result, the majority of gas gathered on the McLeod Gathering System is transported to the Waskom Processing Plant for processing and blending. Revenue from the McLeod Gathering System is earned through gathering and compression fees and processing revenue. The processing revenue results from the difference in the processing agreements with the producers and the agreement that we have with the Waskom partnership. The processing contracts in the McLeod Gathering System are predominately POP contracts. Natural gas gathered in the region surrounding the McLeod Gathering System has two primary outlets, including the Waskom Processing Plant.

Cotton Valley and Haynesville wells are now being drilled in the southern area served by the McLeod Gathering System. The new Cotton Valley wells that have recently been tied into the system are POL contracts with a small gathering fee. These contracts are typically lower margin, higher volume contracts. The Haynesville wells are typically fee based gathering. In this area, competition is geographic based with the McLeod Gathering System capturing wells that are located near the system and the competitor capturing wells that are near its system.

The Hallsville Gathering System was constructed in 2005 and 2006 to gather low pressure gas. The wells tied into the system are fee-based gathering contracts.

The Marshall Line was leased from Kinder Morgan to provide additional sources of gas for the Waskom Processing Plant. The gas on the system is from Cotton Valley production and is tied into the system under percent of index-based contracts.

The East Texas Gathering System was constructed in 2004 to tie producers into DCP Midstream's gathering system in Panola County, Texas. These lines are sized to handle volumes that are expected to increase as producers continue to develop Cotton Valley sands in areas that were traditionally marginal. The existing East Texas Gathering System contracts are all fee-for-service contracts dependent on volumes gathered.

The Prism Liquids Pipeline condensate system was formed from the condensate pipeline system obtained in the Woodlawn acquisition. The system was subsequently extended approximately 10 miles using lateral lines to gather condensate from additional locations. The pipeline is a common carrier under the Rules and Regulations of the Railroad Commission of Texas, Oil and Gas Division and, as such, operates under a tariff filed with the Railroad Commission of Texas. The system gathers and transports condensate for producers along the main line which extends south from the Woodlawn Plant to the Carthage Plant operated by DCP Midstream.

### *Gulf Coast*

The Gulf Coast area assets consist of the Fishhook Gathering System and the Matagorda Offshore Gathering System ("Matagorda") located offshore and onshore of the Texas Gulf Coast.

- Fishhook Gathering System — The Fishhook Gathering System, located in Jefferson County, Texas offshore federal waters, gathers and transports gas in both offshore and onshore areas. In September 2008, Hurricane Ike caused extensive damage to an offshore platform on the system. Repairs were completed in February 2009. Prior to the hurricane damage approximately 15 MMcfd of natural gas was gathered and transported for the year ended December 31, 2008. For the year ended December 31, 2009 approximately 26 MMcfd of natural gas was gathered and transported on the system. Prism Gas owns an unconsolidated 50% non-operating interest in Panther Interstate Pipeline Energy, LLC ("PIPE"), the owner of the Fishhook Gathering System, with Panther Pipeline Ltd. owning the remaining 50% operating interest. We reflect the results of operations from this system using the equity method of accounting.
- Matagorda Offshore Gathering System — The Matagorda Offshore Gathering System, located in Matagorda County, Texas and offshore Texas State waters, gathers gas in both the offshore and onshore areas. For the years ended December 31, 2009 and 2008, the Matagorda Offshore Gathering System gathered approximately 10 and 15 MMcfd of natural gas, respectively. Prism Gas owns an unconsolidated 50% non-operating interest in the Matagorda Offshore Gathering System, with Panther Pipeline Ltd. owning the remaining 50% operating interest. We reflect the results of operations from this system using the equity method of accounting.

The Fishhook Gathering System and the Matagorda Offshore Gathering System gather and transport natural gas from Texas and federal waters of the Gulf of Mexico to onshore pipelines. The Fishhook Pipeline gathers and transports natural gas principally from the eastern portion of the High Island Area which is further offshore. The offshore natural gas supply for the Matagorda Offshore Gathering System is produced primarily from the Brazos Area blocks, which are near shore in the Texas State waters. Additionally, the Matagorda Offshore Gathering System includes onshore gathering in Matagorda, Wharton and Brazoria Counties.

The Fishhook Gathering System is located in Jefferson County, Texas offshore federal waters and gathers gas from producers. This area is characterized by strong drilling activity with traditionally high-volume, high-decline wells. Typically, two to four of these traditional wells are drilled near the Fishhook Gathering System each year. Contracts on this system are 100% fee-for-service contracts with both the gathering fee and the maximum transmission fee stated in PIPE's FERC Gas Tariff, on file with the Federal Energy Regulatory Commission. There are currently two competing pipelines in the area which limit our ability to increase margins on this system. However, we believe that our existing relationships with active producers will enable us to capture additional volumes from new production in this area.

The Matagorda Offshore Gathering System gathers gas from producers. Contracts for the offshore portion of the Matagorda Offshore Gathering System are a combination of fixed transportation fees plus a fixed margin. The contracts for the onshore portion of the Matagorda Offshore Gathering System are under either a fixed margin or a fixed



transportation fee. There is limited competition for the offshore portion of the pipeline. There are currently two pipelines situated in the offshore area but they primarily gather natural gas from wells further offshore than the Matagorda Offshore Gathering System. There are several pipelines that compete with the onshore portion of the system. These competing pipelines result in lower margins for the onshore portion of this system.

## **Sulfur Services Segment**

**Industry Overview.** Sulfur is a natural element and is required to produce a variety of industrial products. In the United States, approximately 10 million tons of sulfur are consumed annually, with the Tampa, Florida area being the largest single market. Currently, all sulfur produced in the United States is “recovered sulfur,” or sulfur that is a by-product from oil refineries and natural gas processing plants. Sulfur production in the United States is principally located along the Gulf Coast, along major inland waterways and in some areas of the western United States.

Sulfur is an important plant nutrient and is primarily used in the manufacture of phosphate fertilizers, with the balance used for industrial purposes. The primary application of sulfur in fertilizers occurs in the form of sulfuric acid. Burning sulfur creates sulfur dioxide, which is subsequently oxidized and dissolved in water to create sulfuric acid. The sulfuric acid is then combined with phosphate rock to make phosphoric acid, the base material for most high-grade phosphate fertilizers.

Sulfur-based fertilizers are manufactured chemicals containing nutrients known to improve the fertility of soils. Nitrogen, phosphorus, potassium and sulfur are the four most important nutrients for crop growth. These nutrients are found naturally in soils. However, soils used for agriculture become depleted of these nutrients and frequently require fertilizers rich in these essential nutrients to restore fertility.

Industrial sulfur products (including sulfuric acid) are used in a wide variety of industries. For example, these products are used in power plants, paper mills, auto and tire manufacturing plants, food processing plants, road construction, cosmetics and pharmaceuticals.

**Our Operations and Products.** We have an integrated system of transportation assets and facilities relating to our sulfur services. We gather molten sulfur from refiners, primarily located on the Gulf Coast, and from natural gas processing plants, primarily located in the southwestern United States. We transport sulfur by inland and offshore barges, rail cars and trucks. In the U.S., recovered sulfur is mainly kept in liquid form from production to usage at a temperature of approximately 275 degrees Fahrenheit. Because of the temperature requirement, the sulfur industry uses specialized equipment to store and transport molten sulfur. We have the necessary transportation and storage assets and expertise to handle the unique requirements for transportation and storage of molten sulfur for domestic customers.

The terms of our commercial sulfur contracts typically range from one to five years in length. We handle molten sulfur on margin-based contracts. The prices in such contracts are usually tied to a published market indicator and fluctuate according to the price movement of the indicator. We also provide barge transportation and tank storage to large integrated oil companies that produce sulfur and fertilizer manufacturers that consume sulfur under transportation and storage contracts with remaining lives from one to two years in duration.

The sulfur prilling assets we acquired from the acquisition of Bay Sulfur in April 2005 are located at the Port of Stockton in California and are used to process molten sulfur into pellets. These dry, bulk pellets are stored and loaded at our facility at the Port of Stockton. The sulfur pellets are sold into certain U.S. and international agricultural markets. Our facility at the Port of Stockton can process approximately 1,000 metric tons of molten sulfur per day. In January 2007, we completed the construction of a sulfur priller at our Neches facility in Beaumont, Texas. In January 2009, we completed the construction of a second sulfur priller at our Neches facility in Beaumont, Texas. The two Beaumont prillers have the capacity to process approximately 4,000 metric tons of molten sulfur per day. We process molten sulfur into prilled sulfur on take-or-pay fee contracts. Our sulfur prilling facilities provide refiners access to the export market for the sale of their residual sulfur.

In late September 2007, we completed construction of a sulfuric acid production facility at our Plainview, Texas location. This facility processes molten sulfur to produce approximately 500 short tons of sulfuric acid per day. Our sulfuric acid facility provides our Plainview fertilizer plant with an economical supply of sulfuric acid and the remaining sulfuric production is sold to Martin Resource Management which markets the product to third parties.

We entered the sulfur based fertilizer manufacturing business in 1990 through an acquisition. We acquired two additional fertilizer manufacturing companies in 1998. Over the next two years we expended significant resources to replace and update facilities and other assets and to integrate each of the businesses into our business. These acquisitions have subsequently increased the profitability of our fertilizer business. In December 2005, sulfur fertilizer production capacity was added with the purchase of the net operating assets of A & A Fertilizer, Ltd. (“A & A Fertilizer”). This production capacity is located at our Neches deep-water marine terminal near Beaumont, Texas.

Fertilizer and related sulfur products are a natural extension of our molten sulfur business because of our access to sulfur and our distribution capabilities. These products allow us to leverage the sulfur services segment of our business. Our annual fertilizer and industrial sulfur products sales have grown from approximately 62,000 tons in 1997 to approximately 238,000 tons in 2009 as a result of acquisitions and internal growth.

In the United States, fertilizer is generally sold to farmers through local dealers. These dealers are typically owned and supplied by much larger wholesale distributors. We sell primarily to these wholesale distributors throughout the United States. Our industrial sulfur products are marketed primarily in the eastern United States, where many paper manufacturers and power plants are located. Our products are sold in accordance with price lists that vary from state to state. These price lists are updated periodically to reflect changes in seasonal or competitive prices. We transport our fertilizer and industrial sulfur products to our customers using third-party common carriers. We utilize rail shipments for large volume and long distance shipments where available.

We manufacture and market the following sulfur-based fertilizer and related sulfur products:

- *Plant nutrient sulfur products.* We produce plant nutrient and agricultural ground sulfur products at our two facilities in Odessa, Texas. We also produce plant nutrient sulfur at our facility in Seneca, Illinois. Our plant nutrient sulfur product is a 90% degradable sulfur product marketed under the Disper-Sul® trade name and sold throughout the United States to direct application agricultural markets. Our agricultural ground sulfur products are used primarily in the western United States on grapes and vegetable crops.
- *Ammonium sulfate products, NPK products and related blended products.* We produce various grades of ammonium sulfate including coarse and standard grades, a 40% ammonium sulfate solution and a Kosher-approved food grade material. We also produce nitrogen-phosphorus-potassium products (commonly referred to as NPK products). Our NPK products are an ammoniated phosphate fertilizer containing nitrogen, phosphorus and potash that we manufacture so all particles have a uniform composition. These products primarily serve direct application agricultural markets within a 400-mile radius of our manufacturing plant in Plainview, Texas. We blend our ammonium sulfate to make custom grades of lawn and garden fertilizer at our facility in Salt Lake City, Utah. We package these custom grade products under both proprietary and private labels and sell them to major retail distributors, and other retail customers, of these products.
- *Industrial sulfur products.* We produce industrial sulfur products such as emulsified sulfur, elemental pastille sulfur, and industrial ground sulfur products. We produce emulsified sulfur at our Texarkana, Texas facility. Emulsified sulfur is primarily used to control the sulfur content in the pulp and paper manufacturing processes. We produce elemental pastille sulfur at our two Odessa, Texas facilities and at our Seneca, Illinois facility. Elemental pastille sulfur is used to increase the efficiency of the coal-fired precipitators in the power industry. These industrial ground sulfur products are also used in a variety of dusting and wettable sulfur applications such as rubber manufacturing, fungicides, sugar and animal feeds.
- *Liquid sulfur products.* We produce ammonium thiosulfate at our Neches terminal location in Beaumont, Texas. This agricultural sulfur product is a clear liquid containing 12% nitrogen and 26% sulfur. This product serves as a liquid plant nutrient used directly through spray rigs or irrigation systems. It is also blended with other NPK liquids or suspensions as well. Our market is predominantly the Mid South and Coastal Bend area of Texas.

***Our Sulfur Services Facilities.***

We own 59 railcars and lease approximately 150 railcars equipped to transport molten sulfur. We own the following major marine assets and use them to ship molten sulfur from our Beaumont, Texas terminal to our Tampa, Florida terminal:

<u>Asset</u>	<u>Class of Equipment</u>	<u>Capacity/Horsepower</u>	<u>Products Transported</u>
Margaret Sue .....	Offshore tank barge	10,450 long tons	Molten sulfur
M/V Martin Explorer....	Offshore tugboat	7,200 horsepower	N/A
M/V Martin Express.....	Inland push boat	1,200 horsepower	N/A
MGM 101 .....	Inland tank barge	2,450 long tons	Molten sulfur
MGM 102.....	Inland tank barge	2,450 long tons	Molten sulfur

We own the following sulfur prilling facilities as part of our sulfur services business:

<u>Terminal</u>	<u>Location</u>	<u>Daily Production Capacity</u>	<u>Products Stored</u>
Stockton...	Stockton, California	1,000 metric tons per day	Molten and prilled sulfur
Neches .....	Beaumont, Texas	4,000 metric tons per day	Molten and prilled sulfur

We lease approximately 40 railcars to transport ammonium thiosulfate. We own the following manufacturing plants as part of our sulfur services business:

<u>Facility</u>	<u>Location</u>	<u>Capacity</u>	<u>Description</u>
Fertilizer plants (two) .....	Odessa, Texas	70,000 tons/year	Dry sulfur fertilizer production
Fertilizer plant .....	Seneca, Illinois	36,000 tons/year	Dry sulfur fertilizer production
Fertilizer plant .....	Plainview Texas	180,000 tons/year	Fertilizer production
Fertilizer plant .....	Salt Lake City, Utah	25,000 tons/year	Blending and packaging
Fertilizer plant .....	Beaumont, Texas	70,000 tons/year	Liquid sulfur fertilizer production
Industrial sulfur plant .....	Texarkana, Texas	18,000 tons/year	Emulsified sulfur production
Sulfuric acid plant .....	Plainview Texas	150,000 tons/year	Sulfuric acid production

**Competition.** Seven phosphate fertilizer manufacturers together consume a vast majority of the total United States production of sulfur. These companies buy from resellers as well as directly from producers. We own one of the four vessels currently used to transport molten sulfur between United States ports on the Gulf of Mexico and Tampa, Florida. Our primary competition consists of producers that sell their production directly to a fertilizer manufacturer that has its own transportation assets or foreign suppliers from Mexico or Venezuela that may sell into the Florida market. Our sulfuric acid products compete with regional producers and importers in the South and Southwest portion of the U.S. from Louisiana to California. Our sulfur-based fertilizer products compete with several large fertilizer and sulfur products manufacturers. However, the close proximity of our manufacturing plants to our customer base is a competitive advantage for us in the markets we serve and allows us to minimize freight costs and respond quickly to customer requests.

**Seasonality.** Sales of our agricultural fertilizer products are partly seasonal as a result of increased demand during the growing season.

### Marine Transportation Segment

**Industry Overview.** The United States inland waterway system is a vast and heavily used transportation system. This inland waterway system is composed of a network of interconnected rivers and canals that serve as water highways and is used to transport vast quantities of products annually. This waterway system extends approximately 26,000 miles, of which 12,000 miles are generally considered significant for domestic commerce.

The Gulf Coast region is a major hub for petroleum refining. Approximately two-thirds of United States refining capacity expansion in the 1990s occurred in this region. The hydrocarbon refining process generates products and by-products that require transportation in large quantities from the refinery or processor. Convenient access to and use of this waterway system by the petroleum and petrochemical industry is a major reason for the current location of United States refineries and petrochemical facilities. Recent growth in refining and natural gas processing capacity has increased the volume of petroleum products and by-products transported within the Gulf Coast region, which consequently has increased the need for transportation, storage and distribution facilities.

The marine transportation industry uses push boats and tugboats as power sources and tank barges for freight capacity. The combination of the power source and tank barge freight capacity is called a tow.

**Marine Fleet.** We own a fleet of inland and offshore tows that provide marine transportation of petroleum products and by-products produced in oil refining and natural gas processing. Our marine transportation system operates coastwise along the Gulf of Mexico and on the United States inland waterway system, primarily between domestic ports along the Gulf of Mexico Intracoastal Waterway, the Mississippi River system and the Tennessee-Tombigbee Waterway system. Our inland tows generally consist of one push boat and one to three tank barges, depending upon the horsepower of the push boat, the river or canal capacity and conditions, and customer requirements. Each of our offshore tows consist of one tugboat, with much greater horsepower than an inland push boat, and one large tank barge.

We transport asphalt, fuel oil, gasoline, sulfur and other bulk liquids. The following is a summary description of the marine vessels we use in our marine transportation business:

<u>Class of Equipment</u>	<u>Number in Class</u>	<u>Capacity/Horsepower</u>	<u>Description of Products Carried</u>
Inland tank barges .....	12	20,000 bbl and under	Asphalt, crude oil, fuel oil, gasoline and sulfur(1)
Inland tank barges .....	28	20,000 - 30,000 bbl	Asphalt, crude oil, fuel oil and gasoline(1)
Inland push boats.....	17	800 - 3,800 horsepower	N/A
Offshore tank barges ...	4	40,000 bbl and 95,000 bbl	Asphalt, fuel oil and NGLs
Offshore tugboats .....	4	3,200 - 7,200 horsepower	N/A

(1) One of our 12 inland tank barges with capacity of up to 20,000 bbl, and 15 of our 28 inland tank barges with capacity of 20,000 to 30,000 bbl, are specialized and equipped to transport asphalt.

Our largest marine transportation customers include major and independent oil and gas refining companies, petroleum marketing companies and Martin Resource Management. We conduct our marine transportation services on a fee basis primarily under annual contracts.

The average age of our vessels is 22 years as of March 4, 2010 and we anticipate that the average age of our vessels will be 19 years by the end of 2010.

We are a party to a marine transportation agreement effective January 1, 2006 under which we provide marine transportation services to Martin Resource Management on a spot contract basis at applicable market rates. This agreement replaced a prior agreement between us and Martin Resource Management covering marine transportation services which expired in November 2005. Effective each January 1, this agreement automatically renews for consecutive one-year periods unless either party terminates the agreement by giving written notice to the other party at least 60 days prior to the expiration of the then-applicable term. The fees we charge Martin Resource Management are based on applicable market rates.

**Competition.** We compete primarily with other marine transportation companies. The marine barging industry has experienced significant consolidation in the past few years. The total number of tank barges and push boats that operate in the inland waters of the United States declined from approximately 4,200 in 1982 to approximately 2,900 in 1993 and has reduced to approximately 2,800 since 1993. We believe the earlier decrease primarily resulted from:

- the increasing age of the domestic tank barge fleet, resulting in retirements;
- a reduction in tax incentives, which previously encouraged speculative construction of new equipment;
- stringent operating standards to adequately address safety and environmental risks;
- the elimination of government programs supporting small refineries;
- an increase in environmental regulations mandating expensive equipment modification; and
- more restrictive and expensive insurance.

There are several barriers to entry into the marine transportation industry that discourage the emergence of new competitors. Examples of these barriers to entry include:

- significant start-up capital requirements;
- the costs and operational difficulties of complying with stringent safety and environmental regulations;
- the cost and difficulty in obtaining insurance; and
- the number and expertise of personnel required to support marine fleet operations.



We believe the reduction of the number of tank barges, the consolidation among barging companies and the significant barriers to entry in the industry have resulted in a more stabilized and favorable pricing environment for our marine transportation services.

We believe we compete favorably with many of our competitors. Historically, competition within the marine transportation business was based primarily on price. However, we believe customers are placing an increased emphasis on safety, environmental compliance, quality of service and the availability of a single source of supply of a diversified package of services. In particular, we believe customers are increasingly seeking transportation vendors that can offer marine, land, rail and terminal distribution services, as well as provide operational flexibility, safety, environmental and financial responsibility, adequate insurance and quality of service consistent with the customer's own operations and policies. We operate a diversified asset base that, together with the services provided by Martin Resource Management, enables us to offer our customers an integrated distribution network consisting of transportation, terminalling, distribution and midstream logistical services for petroleum products and by-products.

In addition to competitors that provide marine transportation services, we also compete with providers of other modes of transportation, such as rail tank cars, tractor-trailer tank trucks and, to a limited extent, pipelines. We believe we offer a competitive advantage over rail tank cars and tractor-trailer tank trucks because marine transportation is a more efficient, and generally less expensive, mode of transporting petroleum products and by-products. For example, a typical two inland barge unit carries a volume of product equal to approximately 80 rail cars or 250 tanker trucks. Pipelines generally provide a less expensive form of transportation than marine transportation. However, pipelines are not able to transport most of the products we transport and are generally a less flexible form of transportation because they are limited to the fixed point-to-point distribution of commodities in high volumes over extended periods of time.

**Seasonality.** The demand for our marine transportation business is subject to some seasonality factors. Our asphalt shipments are generally higher during April through November when weather allows for efficient road construction. However, demand for marine transportation of sulfur, fuel oil and gasoline is directly related to production of these products in the oil refining and natural gas processing business, which is fairly stable.

#### **Our Relationship with Martin Resource Management**

Martin Resource Management is engaged in the following principal business activities:

- providing land transportation of various liquids using a fleet of trucks and road vehicles and road trailers;
- distributing fuel oil, asphalt, sulfuric acid, marine fuel and other liquids;
- providing marine bunkering and other shore-based marine services in Alabama, Louisiana, Mississippi and Texas;
- operating a small crude oil gathering business in Stephens, Arkansas;
- operating a lube oil packaging facility in Smackover, Arkansas;
- operating an underground NGL storage facility in Arcadia, Louisiana;
- building and marketing sulfur prillers;
- developing an underground natural gas storage facility in Arcadia, Louisiana;
- supplying employees and services for the operation of our business;
- operating, for its account and our account, the docks, roads, loading and unloading facilities and other common use facilities or access routes at our Stanolind terminal; and
- operating, solely for our account, the asphalt facilities in Omaha, Nebraska.

We are and will continue to be closely affiliated with Martin Resource Management as a result of the following relationships.

### ***Ownership***

As of March 4, 2010, Martin Resource Management owned an approximate 40.0% limited partnership interest and a 2% general partnership interest in us and all of our incentive distribution rights.

### ***Management***

Martin Resource Management directs our business operations through its ownership and control of our general partner. We benefit from our relationship with Martin Resource Management through access to a significant pool of management expertise and established relationships throughout the energy industry. We do not have employees. Martin Resource Management's employees are responsible for conducting our business and operating our assets on our behalf.

### ***Related Party Agreements***

We are a party to an omnibus agreement with Martin Resource Management. The omnibus agreement requires us to reimburse Martin Resource Management for all direct expenses it incurs or payments it makes on our behalf or in connection with the operation of our business. We reimbursed Martin Resource Management for \$63.1 million of direct costs and expenses for the twelve months ended December 31, 2009, compared to \$67.5 million for the twelve months ended December 31, 2008. There is no monetary limitation on the amount we are required to reimburse Martin Resource Management for direct expenses.

In addition to the direct expenses, under the omnibus agreement, we are required to reimburse Martin Resource Management for indirect general and administrative and corporate overhead expenses. The amount of this reimbursement was capped at \$2.0 million through November 1, 2007 when the cap expired. For the years ended December 31, 2009, 2008, and 2007, the Conflicts Committee of our general partner approved reimbursement amounts of \$3.5, \$2.9 and \$1.5 million, respectively, reflecting our allocable share of such expenses. The Conflicts Committee will review and approve future adjustments in the reimbursement amount for indirect expenses, if any, annually. These indirect expenses covered the centralized corporate functions Martin Resource Management provides for us, such as accounting, treasury, clerical billing, information technology, administration of insurance, general office expenses and employee benefit plans and other general corporate overhead functions we share with Martin Resource Management's retained businesses. The omnibus agreement also contains significant non-compete provisions and indemnity obligations. Martin Resource Management also licenses certain of its trademarks and trade names to us under the omnibus agreement.

In addition to the omnibus agreement, we and Martin Resource Management have entered into various other agreements that may not be the result of arm's-length negotiations and consequently may not be as favorable to us as they might have been if we had negotiated them with unaffiliated third parties. The agreements include, but are not limited to, a motor carrier agreement, a terminal services agreement, a marine transportation agreement, a product storage agreement, a product supply agreement, a throughput agreement, and a Purchaser Use Easement, Ingress-Egress Easement and Utility Facilities Easement. Pursuant to the terms of the omnibus agreement, we are prohibited from entering into certain material agreements with Martin Resource Management without the approval of the Conflicts Committee of our general partner's board of directors.

For a more comprehensive discussion concerning the omnibus agreement and the other agreements that we have entered into with Martin Resource Management, please see "Item 13. Certain Relationships and Related Transactions, and Director Independence – Agreements."

### ***Commercial***

We have been and anticipate that we will continue to be both a significant customer and supplier of products and services offered by Martin Resource Management. Our motor carrier agreement with Martin Resource Management provides us with access to Martin Resource Management's fleet of road vehicles and road trailers to provide land transportation in the areas served by Martin Resource Management. Our ability to utilize Martin Resource Management's land transportation operations is currently a key component of our integrated distribution network.

We also use the underground storage facilities owned by Martin Resource Management in our natural gas services operations. We lease an underground storage facility from Martin Resource Management in Arcadia, Louisiana with a storage capacity of 2.0 million barrels. Our use of this storage facility gives us greater flexibility in our operations by allowing us to store a sufficient supply of product during times of decreased demand for use when demand increases.

In the aggregate, our purchases of land transportation services, NGL storage services, and lube oil product purchases and sulfur services payroll reimbursements from Martin Resource Management accounted for approximately 15%, 10% and 12% of our total cost of products sold during the years ended December 31, 2009, 2008, and 2007, respectively. We also purchase marine fuel from Martin Resource Management, which we account for as an operating expense.

Correspondingly, Martin Resource Management is one of our significant customers. It primarily uses our terminalling, marine transportation and NGL distribution services for its operations. We provide terminalling and storage services under a terminal services agreement. We provide marine transportation services to Martin Resource Management under a charter agreement on a spot-contract basis at applicable market rates. Our sales to Martin Resource Management accounted for approximately 7%, 6% and 5% of our total revenues for the years ended December 31, 2009, 2008, and 2007, respectively. In connection with the closing of the Tesoro Marine asset acquisition in 2003, we entered into certain agreements with Martin Resource Management pursuant to which we provide terminalling and storage and marine transportation services to Midstream Fuel and Midstream Fuel provides terminal services to us to handle lubricants, greases and drilling fluids. Additionally, we have entered into a long-term, fee for services-based Tolling Agreement with Martin Resource Management where Martin Resource Management agrees to pay us for the processing of its crude oil into finished products, including naphthenic lubricants, distillates, asphalt and other intermediate cuts.

For a more comprehensive discussion concerning the omnibus agreement and the other agreements that we have entered into with Martin Resource Management, please see “Item 13. Certain Relationships and Related Transactions, and Director Independence – Agreements.”

#### ***Approval and Review of Related Party Transactions***

If we contemplate entering into a transaction, other than a routine or in the ordinary course of business transaction, in which a related person will have a direct or indirect material interest, the proposed transaction is submitted for consideration to the board of directors of our general partner or to our management, as appropriate. If the board of directors is involved in the approval process, it determines whether to refer the matter to the Conflicts Committee of our general partner's board of directors, as constituted under our limited partnership agreement. If a matter is referred to the Conflicts Committee, it obtains information regarding the proposed transaction from management and determines whether to engage independent legal counsel or an independent financial advisor to advise the members of the committee regarding the transaction. If the Conflicts Committee retains such counsel or financial advisor, it considers such advice and, in the case of a financial advisor, such advisor's opinion as to whether the transaction is fair and reasonable to us and to our unitholders.

#### **Insurance**

Loss of, or damage to, our vessels and cargo is insured through hull and cargo insurance policies. Vessel operating liabilities such as collision, cargo, environmental and personal injury are insured primarily through our participation in mutual insurance associations and other reinsurance arrangements, pursuant to which we are potentially exposed to assessments in the event claims by us or other members exceed available funds and reinsurance. Protection and indemnity, (“P&I”), insurance coverage is provided by P&I associations and other insurance underwriters. Our vessels are entered in P&I associations that are parties to a pooling agreement, known as the International Group Pooling Agreement, (“Pooling Agreement”), through which approximately 90% of the world's ocean-going tonnage is reinsured through a group reinsurance policy. With regard to collision coverage, the first \$1.0 million of coverage is insured by our hull policy and any excess is insured by a P&I association. We insure our owned cargo through a domestic insurance company. We insure cargo owned by third parties through our P&I coverage. As a member of P&I associations that are parties to the Pooling Agreement, we are subject to supplemental calls payable to the associations of which we are a member, based on our claims record and the other members of the other P&I associations that are parties to the Pooling Agreement. Except for our marine operations, we self-insure against liability exposure up to a pre-determined amount, beyond which we are covered by catastrophe insurance coverage.

For marine pollution claims, our insurance covers up to \$1.0 billion of liability per accident or occurrence and for non-pollution incidents, our insurance covers up to \$2.0 billion of liability per accident or occurrence. We believe our current insurance coverage is adequate to protect us against most accident related risks involved in the conduct of our business and that we maintain appropriate levels of environmental damage and pollution insurance coverage. However, there can be no assurance that all risks are adequately insured against, that any particular claim will be paid by the insurer, or that we will be able to procure adequate insurance coverage at commercially reasonable rates in the future.

## **Environmental and Regulatory Matters**

Our activities are subject to various federal, state and local laws and regulations, as well as orders of regulatory bodies, governing a wide variety of matters, including marketing, production, pricing, community right-to-know, protection of the environment, safety and other matters.

### ***Environmental***

We are subject to complex federal, state, and local environmental laws and regulations governing the discharge of materials into the environment or otherwise relating to protection of human health, natural resources and the environment. These laws and regulations can impair our operations that affect the environment in many ways, such as requiring the acquisition of permits to conduct regulated activities; restricting the manner in which we can release materials into the environment; requiring remedial activities or capital expenditures to mitigate pollution from former or current operations; and imposing substantial liabilities on us for pollution resulting from our operations. Many environmental laws and regulations can impose joint and several, strict liability, and any failure to comply with environmental laws and regulations may result in the assessment of administrative, civil, and criminal penalties, the imposition of investigatory and remedial obligations, and, in some circumstances, the issuance of injunctions that can limit or prohibit our operations.

The clear trend in environmental regulation is to place more restrictions and limitations on activities that may affect the environment, and, thus, any changes in environmental laws and regulations that result in more stringent and costly waste handling, storage, transport, disposal, or remediation requirements could have a material adverse effect on our operations and financial position. Moreover, there is inherent risk of incurring significant environmental costs and liabilities in the performance of our operations due to our handling of petroleum hydrocarbons, chemical substances, and wastes as well as the accidental release or spill of such materials into the environment. Consequently, we cannot assure you that we will not incur significant costs and liabilities as result of such handling practices, releases or spills, including those relating to claims for damage to property and persons. In the event of future increases in costs, we may be unable to pass on those increases to our customers. While we believe that we are in substantial compliance with current environmental laws and regulations and that continued compliance with existing requirements would not have a material adverse impact on us, we cannot provide any assurance that our environmental compliance expenditures will not have a material adverse impact on us in the future.

### ***Superfund***

The Federal Comprehensive Environmental Response, Compensation and Liability Act, as amended, (“CERCLA”), also known as the “Superfund” law, and similar state laws, impose liability without regard to fault or the legality of the original conduct, on certain classes of “responsible persons,” including the owner or operator of a site where regulated hazardous substances have been released into the environment and companies that disposed or arranged for the disposal of the hazardous substances found at such site. Under CERCLA, these responsible persons may be subject to joint and several, strict liability for the costs of cleaning up the hazardous substances that have been released into the environment, for damages to natural resources, and for the costs of certain health studies, and it is not uncommon for neighboring landowners and other third parties to file claims for personal injury and property damage allegedly caused by the release of hazardous substances into the environment. Although certain hydrocarbons are not subject to CERCLA’s reach because “petroleum” is excluded from CERCLA’s definition of a “hazardous substance,” in the course of our ordinary operations we will generate wastes that may fall within the definition of a “hazardous substance.” We have not received any notification that we may be potentially responsible for cleanup costs under CERCLA.

### ***Solid Waste***

We generate both hazardous and nonhazardous solid wastes which are subject to requirements of the federal Resource Conservation and Recovery Act, as amended (“RCRA”) and comparable state statutes. From time to time, the U.S. Environmental Protection Agency (“EPA”) has considered making changes in nonhazardous waste standards that would result in stricter disposal requirements for these wastes. Furthermore, it is possible some wastes generated by us that are currently classified as nonhazardous may in the future be designated as “hazardous wastes,” resulting in the wastes being subject to more rigorous and costly disposal requirements. Changes in applicable regulations may result in an increase in our capital expenditures or operating expenses.

We currently own or lease, and have in the past owned or leased, properties that have been used for the manufacturing, processing, transportation and storage of petroleum products and by-products. Solid waste disposal practices within oil and gas related industries have improved over the years with the passage and implementation of various environmental laws and regulations. Nevertheless, a possibility exists that hydrocarbons and other solid wastes

may have been disposed of on or under various properties owned or leased by us during the operating history of those facilities. In addition, a number of these properties have been operated by third parties over whom we had no control as to such entities' handling of hydrocarbons, hydrocarbon by-products or other wastes and the manner in which such substances may have been disposed of or released. State and federal laws and regulations applicable to oil and natural gas wastes and properties have gradually become more strict and, under such laws and regulations, we could be required to remove or remediate previously disposed wastes or property contamination, including groundwater contamination, even under circumstances where such contamination resulted from past operations of third parties.

### ***Clean Air Act***

Our operations are subject to the federal Clean Air Act, as amended, and comparable state statutes. Amendments to the Clean Air Act adopted in 1990 contain provisions that may result in the imposition of increasingly stringent pollution control requirements with respect to air emissions from the operations of our terminal facilities, processing and storage facilities and fertilizer and related products manufacturing and processing facilities. Such air pollution control requirements may include specific equipment or technologies to control emissions, permits with emissions and operational limitations, pre-approval of new or modified projects or facilities producing air emissions, and similar measures. For example, the Neches Terminal we use is located in an EPA-designated ozone non-attainment area, referred to as the Beaumont/Port Arthur non-attainment area, which is now subject to a new, EPA-adopted 8-hour standard for complying with the national standard for ozone. Categorized as being in "moderate" non-attainment for ozone, the Beaumont/Port Arthur non-attainment area has until 2010 to achieve compliance with this new standard, which almost certainly will require the adoption of more restrictive regulations in this non-attainment area for the issuance of air permits for new or modified facilities. In addition, existing sources of air emissions in the Beaumont/Port Arthur area are already subject to stringent emission reduction requirements. Failure to comply with applicable air statutes or regulations may lead to the assessment of administrative, civil or criminal penalties, and/or result in the limitation or cessation of construction or operation of certain air emission sources. We believe our operations, including our manufacturing, processing and storage facilities and terminals, are in substantial compliance with applicable requirements of the Clean Air Act and analogous state laws.

*Global Warming and Climate Change.* Recent scientific studies have suggested that emissions of certain gases, commonly referred to as "greenhouse gases" and including carbon dioxide and methane, may be contributing to warming of the Earth's atmosphere. In response to such studies, the U.S. Congress is actively considering climate change-related legislation to restrict greenhouse gas emissions. At least 17 states have already taken legal measures to reduce emissions of greenhouse gases, primarily through the planned development of greenhouse gas emission inventories and/or regional greenhouse gas cap and trade programs. Also, as a result of the U.S. Supreme Court's decision on April 2, 2007, in *Massachusetts, et al. v. EPA*, the EPA must consider whether it is required to regulate greenhouse gas emissions from mobile sources (e.g., cars and trucks) even if Congress does not adopt new legislation specifically addressing emissions of greenhouse gases. The Court's holding in *Massachusetts* that greenhouse gases fall under the federal Clean Air Act's definition of "air pollutant" may also result in future regulation of greenhouse gas emissions from stationary sources under various Clean Air Act programs. New legislation or regulatory programs that restrict emissions of greenhouse gases in areas in which we conduct business could adversely affect our operations and demand for our services.

### ***Clean Water Act***

The Federal Water Pollution Control Act, as amended, also known as the Clean Water Act, and analogous state laws impose restrictions and controls on the discharge of pollutants into federal and state waters. Regulations promulgated under these laws require entities that discharge into federal and state waters obtain National Pollutant Discharge Elimination System ("NPDES") and/or state permits authorizing these discharges. The Clean Water Act and analogous state laws assess penalties for releases of unauthorized pollutants into the water and impose substantial liability for the costs of removing spills from such waters. In addition, the Clean Water Act and analogous state laws require that individual permits or coverage under general permits be obtained by covered facilities for discharges of storm water runoff and that applicable facilities develop and implement plans for the management of storm water runoff (referred to as storm water pollution prevention plans ("SWPPPs")) as well as for the prevention and control of oil spills (referred to as spill prevention, control and countermeasure ("SPCC") plans). As part of the regular overall evaluation of our on-going operations, we are reviewing and, as necessary, updating SWPPPs for certain of our facilities, including facilities recently acquired. In addition, we have reviewed our SPCC plans and, where necessary, amended such plans to comply with applicable regulations adopted by EPA in 2002. We believe that compliance with the conditions of such permits and plans will not have a material effect on our operations.



### ***Oil Pollution Act***

The Oil Pollution Act of 1990, as amended (“OPA”) imposes a variety of regulations on “responsible parties” related to the prevention of oil spills and liability for damages resulting from such spills in United States waters. A “responsible party” includes the owner or operator of a facility or vessel, or the lessee or permittee of the area in which an offshore facility is located. The OPA assigns liability to each responsible party for oil removal costs and a variety of public and private damages including natural resource damages. Under OPA, vessels and shore facilities handling, storing, or transporting oil are required to develop and implement oil spill response plans, and vessels greater than 300 tons in weight must provide to the United States Coast Guard evidence of financial responsibility to cover the costs of cleaning up oil spills from such vessels. The OPA also requires that all newly constructed tank barges engaged in oil transportation in the United States be double hulled and all existing single hull tank barges be retrofitted with double hulls or phased out by 2015. We believe we are in substantial compliance with all of these oil spill-related and financial responsibility requirements.

### ***Safety Regulation***

The Company’s marine transportation operations are subject to regulation by the United States Coast Guard, federal laws, state laws and certain international treaties. Tank ships, push boats, tugboats and barges are required to meet construction and repair standards established by the American Bureau of Shipping, a private organization, and the United States Coast Guard and to meet operational and safety standards presently established by the United States Coast Guard. We believe our marine operations and our terminals are in substantial compliance with current applicable safety requirements.

### ***Occupational Health Regulations***

The workplaces associated with our manufacturing, processing, terminal and storage facilities are subject to the requirements of the federal Occupational Safety and Health Act (“OSHA”) and comparable state statutes. We believe we have conducted our operations in substantial compliance with OSHA requirements, including general industry standards, record keeping requirements and monitoring of occupational exposure to regulated substances. In May 2001, Martin Resource Management paid a small fine in relation to the settlement of alleged OSHA violations at our facility in Plainview, Texas. Although we believe the amount of this fine and the nature of these violations were not, as an individual event, material to our business or operations, this violation may result in increased fines and other sanctions if we are cited for similar violations in the future. Our marine vessel operations are also subject to safety and operational standards established and monitored by the United States Coast Guard.

In general, we expect to increase our expenditures relating to compliance with likely higher industry and regulatory safety standards such as those described above. These expenditures cannot be accurately estimated at this time, but we do not expect them to have a material adverse effect on our business.

### ***Jones Act***

The Jones Act is a federal law that restricts maritime transportation between locations in the United States to vessels built and registered in the United States and owned and manned by United States citizens. Since we engage in maritime transportation between locations in the United States, we are subject to the provisions of the law. As a result, we are responsible for monitoring the ownership of our subsidiaries that engage in maritime transportation and for taking any remedial action necessary to insure that no violation of the Jones Act ownership restrictions occurs. The Jones Act also requires that all United States-flagged vessels be manned by United States citizens. Foreign-flagged seamen generally receive lower wages and benefits than those received by United States citizen seamen. This requirement significantly increases operating costs of United States-flagged vessel operations compared to foreign-flagged vessel operations. Certain foreign governments subsidize their nations’ shipyards. This results in lower shipyard costs both for new vessels and repairs than those paid by United States-flagged vessel owners. The United States Coast Guard and American Bureau of Shipping maintain the most stringent regimen of vessel inspection in the world, which tends to result in higher regulatory compliance costs for United States-flagged operators than for owners of vessels registered under foreign flags of convenience. Following Hurricane Katrina, and again after Hurricane Rita, emergency suspensions of the Jones Act were effectuated by the United States government. The last suspension ended on October 24, 2005. Future suspensions of the Jones Act or other similar actions could adversely affect our cash flow and ability to make distributions to our unitholders.

### ***Merchant Marine Act of 1936***

The Merchant Marine Act of 1936 is a federal law that provides that, upon proclamation by the President of the United States of a national emergency or a threat to the national security, the United States Secretary of Transportation may requisition or purchase any vessel or other watercraft owned by United States' citizens (including us, provided that we are considered a United States citizen for this purpose). If one of our push boats, tugboats or tank barges were purchased or requisitioned by the United States government under this law, we would be entitled to be paid the fair market value of the vessel in the case of a purchase or, in the case of a requisition, the fair market value of charter hire. However, if one of our push boats or tugboats is requisitioned or purchased and its associated tank barge is left idle, we would not be entitled to receive any compensation for the lost revenues resulting from the idled barge. We also would not be entitled to be compensated for any consequential damages we suffer as a result of the requisition or purchase of any of our push boats, tugboats or tank barges.

### ***Regulations Affecting Natural Gas Transmission, Processing and Gathering***

We own a 50% non-operating interest in PIPE. PIPE's Fishhook Gathering System transports natural gas in interstate commerce and is thus subject to FERC regulations and FERC-approved tariffs as a natural gas company under the National Gas Act of 1938 ("NGA"). Under the NGA, FERC has issued orders requiring pipelines to provide open-access transportation on a basis that is equal for all shippers. In addition, FERC has the authority to regulate natural gas companies with respect to: rates, terms and conditions of service; the types of services PIPE may provide to its customers; the construction of new facilities; the acquisition, extension, expansion or abandonment of services or facilities; the maintenance and retention of accounts and records; and relationships of affiliated companies involved in all aspects of the natural gas and energy business.

On August 8, 2005, President George W. Bush signed into law the Domenici-Barton Energy Policy Act of 2005 ("EP Act"). The EP Act is a comprehensive compilation of tax incentives, authorized appropriations for grants and guaranteed loans, and significant changes to the statutory policy that affects all segments of the energy industry. With respect to regulation of natural gas transportation, the EP Act amends the NGA and the Natural Gas Policy Act of 1978 by increasing the criminal penalties available for violations of each act. The EP Act also adds a new section to the NGA which provides FERC with the power to assess civil penalties of up to \$1,000,000 per day per violation of the NGA.

Additional proposals and proceedings that might affect the natural gas industry are pending before Congress, FERC and the courts. However, we do not believe that we will be disproportionately affected as compared to other natural gas producers and marketers by any action taken. We believe that our natural gas gathering operations meet the tests FERC uses to establish a pipeline's status as a gatherer exempt from FERC regulation under the NGA, but FERC regulation still affects these businesses and the markets for products derived from these businesses. FERC's policies and practices across the range of its oil and natural gas regulatory activities, including, for example, its policies on open access transportation, ratemaking, capacity release and market center promotion, indirectly affect intrastate markets. In recent years, FERC has pursued pro-competitive policies in its regulation of interstate oil and natural gas pipelines. However, we cannot assure our unitholders that FERC will continue this approach as it considers matters such as pipeline rates and rules and policies that may affect rights of access to oil and natural gas transportation capacity. In addition, the distinction between FERC-regulated transmission services and federally unregulated gathering services has been the subject of regular litigation, so, in such a circumstance, the classification and regulation of some of our gathering facilities and intrastate transportation pipelines may be subject to change based on future determinations by FERC and the courts.

Other state and local regulations also affect our natural gas processing and gathering business. Our gathering lines are subject to ratable take and common purchaser statutes in Louisiana and Texas. Ratable take statutes generally require gatherers to take, without undue discrimination, oil or natural gas production that may be tendered to the gatherer for handling. Similarly, common purchaser statutes generally require gatherers to purchase without undue discrimination as to source of supply or producer. These statutes restrict our right as an owner of gathering facilities to decide with whom we contract to purchase or transport oil or natural gas. Federal law leaves any economic regulation of natural gas gathering to the states. The states in which we operate have adopted complaint-based regulation of oil and natural gas gathering activities, which allows oil and natural gas producers and shippers to file complaints with state regulators in an effort to resolve grievances relating to oil and natural gas gathering access and rate discrimination. Other state regulations may not directly regulate our business, but may nonetheless affect the availability of natural gas for purchase, processing and sale, including state regulation of production rates and maximum daily production allowable from gas wells. While our gathering lines currently are subject to limited state regulation, there is a risk that state laws will be changed, which may give producers a stronger basis to challenge proprietary status of a line, or the rates, terms and conditions of a gathering line providing transportation service.

Pursuant to the Pipeline Safety Improvement Act of 2002, the United States Department of Transportation (“DOT”) has adopted regulations requiring pipeline operators to develop integrity management programs for transportation pipelines located where a leak or rupture could do the most harm in “high consequence areas.” The regulations require operators to:

- perform ongoing assessments of pipeline integrity;
- identify and characterize applicable threats to pipeline segments that could impact a high consequence area;
- improve data collection, integration and analysis;
- repair and remediate the pipeline as necessary; and
- implement preventive and mitigating actions.

## **Employees**

We do not have any employees. Under our omnibus agreement with Martin Resource Management, Martin Resource Management provides us with corporate staff and support services. These services include centralized corporate functions, such as accounting, treasury, engineering, information technology, insurance, administration of employee benefit plans and other corporate services. Martin Resource Management employs approximately 642 individuals who provide direct support to our operations as of March 2, 2010. None of these employees are represented by labor unions.

## **Financial Information about Segments**

Information regarding our operating revenues and identifiable assets attributable to each of our segments is presented in Note 19 to our consolidated financial statements included in this annual report on Form 10-K.

## **Access to Public Filings**

We provide public access to our annual reports on Form 10-K, quarterly reports on Form 10-Q, current reports on Form 8-K, and amendments to these reports filed with the Securities and Exchange Commission (“SEC”) under the Securities and Exchange Act of 1934. These documents may be accessed free of charge on our website at the following address: [www.martinmidstream.com](http://www.martinmidstream.com). These documents are provided as soon as is reasonably practicable after their filing with the SEC. This website address is intended to be an inactive, textual reference only, and none of the material on this website is part of this report. These documents may also be found at the SEC’s website at [www.sec.gov](http://www.sec.gov).

## **Item 1A. Risk Factors**

*Limited partner interests are inherently different from the capital stock of a corporation, although many of the business risks to which we are subject are similar to those that would be faced by a corporation engaged in a business similar to ours. If any of the following risks were actually to occur, our business, financial condition or results of operations could be materially adversely affected. In this case, we might not be able to pay distributions on our common units, the trading price of our common units could decline and unitholders could lose all or part of their investment. These risk factors should be read in conjunction with the other detailed information concerning us set forth herein.*

### **Risks Relating to Our Business**

Important factors that could cause actual results to differ materially from our expectations include, but are not limited to, the risks set forth below. The risks described below should not be considered to be comprehensive and all-inclusive. Additional risks that we do not yet know of or that we currently think are immaterial may also impair our business operations, financial condition and results of operations. If any events occur that give rise to the following risks, our business, financial condition, or results of operations could be materially and adversely affected, and as a result, the trading price of our common units could be materially and adversely impacted. Many of such factors are beyond our ability to control or predict. Unitholders are cautioned not to put undue reliance on forward-looking statements.

***We may not have sufficient cash after the establishment of cash reserves and payment of our general partner's expenses to enable us to pay the minimum quarterly distribution each quarter.***

We may not have sufficient available cash each quarter in the future to pay the minimum quarterly distribution on all our units. Under the terms of our partnership agreement, we must pay our general partner's expenses and set aside any cash reserve amounts before making a distribution to our unitholders. The amount of cash we can distribute on our common units principally depends upon the amount of net cash generated from our operations, which will fluctuate from quarter to quarter based on, among other things:

- the costs of acquisitions, if any;
- the prices of petroleum products and by-products;
- fluctuations in our working capital;
- the level of capital expenditures we make;
- restrictions contained in our debt instruments and our debt service requirements;
- our ability to make working capital borrowings under our credit facility; and
- the amount, if any, of cash reserves established by our general partner in its discretion.

Unitholders should also be aware that the amount of cash we have available for distribution depends primarily on our cash flow, including cash flow from working capital borrowings, and not solely on profitability, which will be affected by non-cash items. In addition, our general partner determines the amount and timing of asset purchases and sales, capital expenditures, borrowings, issuances of additional partnership securities and the establishment of reserves, each of which can affect the amount of cash available for distribution to our unitholders. As a result, we may make cash distributions during periods when we record losses and may not make cash distributions during periods when we record net income.

***Restrictions in our credit facility may prevent us from making distributions to our unitholders.***

The payment of principal and interest on our indebtedness reduces the cash available for distribution to our unitholders. In addition, we are prohibited by our credit facility from making cash distributions during a default or an event of default under our credit facility, or if the payment of a distribution would cause a default or an event of default thereunder. Our leverage and various limitations in our credit facility may reduce our ability to incur additional debt, engage in certain transactions and capitalize on acquisition or other business opportunities that could increase cash flows and distributions to our unitholders.

***If we do not have sufficient capital resources for acquisitions or opportunities for expansion, our growth will be limited.***

We intend to explore acquisition opportunities in order to expand our operations and increase our profitability. We may finance acquisitions through public and private financing, or we may use our limited partner interests for all or a portion of the consideration to be paid in acquisitions. Distributions of cash with respect to these equity securities or limited partner interests may reduce the amount of cash available for distribution to the common units. In addition, in the event our limited partner interests do not maintain a sufficient valuation, or potential acquisition candidates are unwilling to accept our limited partner interests as all or part of the consideration, we may be required to use our cash resources, if available, or rely on other financing arrangements to pursue acquisitions. If we use funds from operations, other cash resources or increased borrowings for an acquisition, the acquisition could adversely impact our ability to make our minimum quarterly distributions to our unitholders. Additionally, if we do not have sufficient capital resources or are not able to obtain financing on terms acceptable to us for acquisitions, our ability to implement our growth strategies may be adversely impacted.

***We may not be able to obtain funding on acceptable terms or at all because of the deterioration of the credit and capital markets. This may hinder or prevent us from meeting our future capital needs.***

Global financial markets and economic conditions have been, and continue to be, disrupted and volatile due to a variety of factors, including significant write-offs in the financial services sector and the current weak economic conditions. As a result of these conditions, the availability of funds from the credit and capital markets has diminished

significantly and the cost of raising money in the debt and equity capital markets has increased substantially. In particular, as a result of concerns about the stability of financial markets generally and the solvency of lending counterparties specifically, the cost of obtaining money from the credit markets generally has increased as many lenders and institutional investors have increased interest rates, enacted tighter lending standards, refused to refinance existing debt on similar terms or at all and reduced, or in some cases ceased, to provide funding to borrowers. In addition, lending counterparties under our existing revolving credit facility and other debt instruments may be unwilling or unable to meet their funding obligations. These conditions, have made, and may continue to make, it difficult to obtain funding for our capital needs. Due to these conditions, we cannot be certain that new debt or equity financing will be available on acceptable terms or at all. If funding is not available when needed, or is available only on unfavorable terms, we may be unable to meet our obligations as they come due, complete future acquisitions or expansion and maintenance capital projects, which could have a material adverse effect on our revenues and results of operations.

***We are exposed to counterparty risk in our credit facility and related interest rate protection agreements.***

We rely on our credit facility to assist in financing a significant portion of our working capital, acquisitions and capital expenditures. Our ability to borrow under our credit facility may be impaired because:

- one or more of our lenders may be unable or otherwise fail to meet its funding obligations;
- the lenders do not have to provide funding if there is a default under the credit facility or if any of the representations or warranties included in the credit facility are false in any material respect; and
- if any lender refuses to fund its commitment for any reason, whether or not valid, the other lenders are not required to provide additional funding to make up for the unfunded portion.

If we are unable to access funds under our credit facility, we will need to meet our capital requirements, including some of our short-term capital requirements, using other sources. Alternative sources of liquidity may not be available on acceptable terms, if at all. If the cash generated from our operations or the funds we are able to obtain under our credit facility or other sources of liquidity are not sufficient to meet our capital requirements, then we may need to delay or abandon capital projects or other business opportunities, which could have a material adverse effect on our business, financial condition and results of operations.

In addition, we have entered into interest rate protection agreements to manage our interest rate risk exposure by fixing a portion of the interest expense we pay on our long-term debt under our credit facility. There is considerable turmoil in the world economy and banking markets which could affect whether the counterparties to such interest rate protection agreements are able to honor their agreements. If the counterparties fail to honor their commitments, we could experience higher interest rates, which could have a material adverse effect on our business, financial condition and results of operations. In addition, if the counterparties fail to honor their commitments, we also may be required to replace such interest rate protection agreements with new interest rate protection agreements, and such replacement interest rate protection agreements may be at higher rates than our current interest rate protection agreements, which could have a material adverse effect on our business, financial condition and results of operations.

***The current economic crisis may significantly affect our customers and their ability to make payments to us.***

The current economic crisis is having profound effects on all areas of the world economy. Our customers' abilities to make payments to us when due may be adversely affected in this environment. As such, we could see an increase in delayed or uncollected receivables that may have an adverse effect on our results of operations, cash flow and ability to make distributions to our unitholders.

***The impacts of climate-related initiatives, at the international, federal and state levels, remain uncertain at this time.***

Currently, there are numerous international, federal and state-level initiatives and proposals addressing domestic and global climate issues. Within the U.S., most of these proposals would regulate and/or tax, in one fashion or another, the production of carbon dioxide and other "greenhouse gases" to facilitate the reduction of carbon compound emissions to the atmosphere, and provide tax and other incentives to produce and use more "clean energy." For example, in 2009 the U.S. House of Representatives passed the Markey-Waxman bill (HR 2454), which would establish a so-called "cap and trade" regime and new permitting requirements to regulate greenhouse gas generation, as well as provide an incentive for the production and use of clean energy. To date, the U.S. Senate has not passed any comparable legislation. In sum, we believe that the potential for climate change legislation on the federal level is unknown. In addition, in late 2009, the U.S. EPA issued an "endangerment finding" under the Clear Air Act ("CAA") with respect to carbon dioxide, which could lead to the regulation of carbon dioxide as a criteria pollutant under the



CAA and have significant ramifications for us and the industry in general. On the international front, the United Nations Climate Change Conference in Copenhagen, which took place in December 2009, did not result in any significant progress toward a binding agreement to replace the Kyoto Protocol, which expires in 2012.

Overall, it is possible that future legislative and regulatory activity in this area will in some way impact us, but it is unclear at this time whether such impact will be, in the aggregate, positive or negative, or material. We continue to monitor political and regulatory developments in this area, but their overall impact on us, from a cost, benefit and financial performance standpoint, is uncertain at this time.

***Our recent and future acquisitions may not be successful, may substantially increase our indebtedness and contingent liabilities, and may create integration difficulties.***

As part of our business strategy, we intend to acquire businesses or assets we believe complement our existing operations. We may not be able to successfully integrate recent or any future acquisitions into our existing operations or achieve the desired profitability from such acquisitions. These acquisitions may require substantial capital expenditures and the incurrence of additional indebtedness. If we make acquisitions, our capitalization and results of operations may change significantly. Further, any acquisition could result in:

- post-closing discovery of material undisclosed liabilities of the acquired business or assets;
- the unexpected loss of key employees or customers from the acquired businesses;
- difficulties resulting from our integration of the operations, systems and management of the acquired business; and
- an unexpected diversion of our management's attention from other operations.

If recent or any future acquisitions are unsuccessful or result in unanticipated events or if we are unable to successfully integrate acquisitions into our existing operations, such acquisitions could adversely affect our results of operations, cash flow and ability to make distributions to our unitholders.

***Adverse weather conditions, including droughts, hurricanes, tropical storms and other severe weather, could reduce our results of operations and ability to make distributions to our unitholders.***

Our distribution network and operations are primarily concentrated in the Gulf Coast region and along the Mississippi River inland waterway. Weather in these regions is sometimes severe (including tropical storms and hurricanes) and can be a major factor in our day-to-day operations. Our marine transportation operations can be significantly delayed, impaired or postponed by adverse weather conditions, such as fog in the winter and spring months, and certain river conditions. Additionally, our marine transportation operations and our assets in the Gulf of Mexico, including our barges, push boats, tugboats and terminals, can be adversely impacted or damaged by hurricanes, tropical storms, tidal waves or other related events. Demand for our lubricants and the diesel fuel we throughput in our terminalling and storage segment can be affected if offshore drilling operations are disrupted by weather in the Gulf of Mexico.

National weather conditions have a substantial impact on the demand for our products. Unusually warm weather during the winter months can cause a significant decrease in the demand for NGL products, fuel oil and gasoline. Likewise, extreme weather conditions (either wet or dry) can decrease the demand for fertilizer. For example, an unusually wet spring can delay planting of seeds, which can leave insufficient time to apply fertilizer at the planting stage. Conversely, drought conditions can kill or severely stunt the growth of crops, thus eliminating the need to nurture plants with fertilizer. Any of these or similar conditions could result in a decline in our net income and cash flow, which would reduce our ability to make distributions to our unitholders.

***If we incur material liabilities that are not fully covered by insurance, such as liabilities resulting from accidents on rivers or at sea, spills, fires or explosions, our results of operations and ability to make distributions to our unitholders could be adversely affected.***

Our operations are subject to the operating hazards and risks incidental to terminalling and storage, marine transportation and the distribution of petroleum products and by-products and other industrial products. These hazards and risks, many of which are beyond our control, include:

- accidents on rivers or at sea and other hazards that could result in releases, spills and other environmental damages, personal injuries, loss of life and suspension of operations;
- leakage of NGLs and other petroleum products and by-products;
- fires and explosions;
- damage to transportation, terminalling and storage facilities, and surrounding properties caused by natural disasters; and
- terrorist attacks or sabotage.

Our insurance coverage may not be adequate to protect us from all material expenses related to potential future claims for personal injury and property damage, including various legal proceedings and litigation resulting from these hazards and risks. If we incur material liabilities that are not covered by insurance, our operating results, cash flow and ability to make distributions to our unitholders could be adversely affected.

Changes in the insurance markets attributable to the September 11, 2001, terrorist attacks, and their aftermath, may make some types of insurance more difficult or expensive for us to obtain. In addition, changes in the insurance markets attributable to the effects of Hurricanes Katrina, Rita and Ike, and their aftermath, may make some types of insurance more difficult or expensive for us to obtain. As a result, we may be unable to secure the levels and types of insurance we would otherwise have secured prior to such events. Moreover, the insurance that may be available to us may be significantly more expensive than our existing insurance coverage.

***The price volatility of petroleum products and by-products can reduce our liquidity and results of operations and ability to make distributions to our unitholders.***

We purchase hydrocarbon products and by-products such as molten sulfur, sulfur derivatives, fuel oils, LPGs, lubricants, asphalt and other bulk liquids, and sell these products to wholesale and bulk customers and to other end users. We also generate revenues through the terminalling and storage of certain products for third parties. The price and market value of hydrocarbon products and by-products can be, and has recently been, volatile. Our liquidity and revenues have been adversely affected by this volatility during periods of decreasing prices because of the reduction in the value and resale price of our inventory. In addition, our liquidity and costs have been adversely affected during periods of increasing prices because of the increased costs associated with our purchase of hydrocarbon products and by-products. Future price volatility could have an adverse impact on our liquidity and results of operations, cash flow and ability to make distributions to our unitholders.

***Increasing energy prices could adversely affect our results of operations.***

Increasing energy prices, such as those experienced in the past couple of years, could adversely affect our results of operations. Diesel fuel, natural gas, chemicals and other supplies are recorded in operating expenses. An increase in price of these products would increase our operating expenses which could adversely affect our results of operations including net income and cash flows. We cannot assure unitholders that we will be able to pass along increased operating expenses to our customers.

***Demand for our terminalling and storage services is substantially dependent on the level of offshore oil and gas exploration, development and production activity.***

The level of offshore oil and gas exploration, development and production activity historically has been volatile and is likely to continue to be so in the future. The level of activity is subject to large fluctuations in response to relatively minor changes in a variety of factors that are beyond our control, including:

- prevailing oil and natural gas prices and expectations about future prices and price volatility;
- the cost of offshore exploration for, and production and transportation of, oil and natural gas;
- worldwide demand for oil and natural gas;
- consolidation of oil and gas and oil service companies operating offshore;
- availability and rate of discovery of new oil and natural gas reserves in offshore areas;
- local and international political and economic conditions and policies;
- technological advances affecting energy production and consumption;
- weather conditions;
- environmental regulation; and
- the ability of oil and gas companies to generate or otherwise obtain funds for exploration and production.

We expect levels of offshore oil and gas exploration, development and production activity to continue to be volatile and affect demand for our terminalling and storage services.

***Our NGL and sulfur-based fertilizer products are subject to seasonal demand and could cause our revenues to vary.***

The demand for NGL and natural gas is highest in the winter. Therefore, revenue from our natural gas services business is higher in the winter than in other seasons. Our sulfur-based fertilizer products experience an increase in demand during the spring, which increases the revenue generated by this business line in this period compared to other periods. The seasonality of the revenue from these products may cause our results of operations to vary on a quarter to quarter basis and thus could cause our cash available for quarterly distributions to fluctuate from period to period.

***The highly competitive nature of our industry could adversely affect our results of operations and ability to make distributions to our unitholders.***

We operate in a highly competitive marketplace in each of our primary business segments. Most of our competitors in each segment are larger companies with greater financial and other resources than we possess. We may lose customers and future business opportunities to our competitors and any such losses could adversely affect our results of operations and ability to make distributions to our unitholders.

***Our business is subject to compliance with environmental laws and regulations that may expose us to significant costs and liabilities and adversely affect our results of operations and ability to make distributions to our unitholders.***

Our business is subject to federal, state and local environmental laws and regulations governing the discharge of materials into the environment or otherwise relating to protection of human health, natural resources and the environment. These laws and regulations may impose numerous obligations that are applicable to our operations, such as requiring the acquisition of permits to conduct regulated activities; restricting the manner in which we can release materials into the environment; requiring remedial activities or capital expenditures to mitigate pollution from former or current operations; and imposing substantial liabilities on us for pollution resulting from our operations. Numerous governmental authorities, such as the U.S. Environmental Protection Agency and analogous state agencies, have the power to enforce compliance with these laws and regulations and the permits issued under them, oftentimes requiring difficult and costly actions. Many environmental laws and regulations can impose joint and several strict liability, and any failure to comply with environmental laws, regulations and permits may result in the assessment of administrative, civil, and criminal penalties,

the imposition of investigatory and remedial obligations, and, in some circumstances, the issuance of injunctions that can limit or prohibit our operations. The clear trend in environmental regulation is to place more restrictions and limitations on activities that may affect the environment, and, thus, any changes in environmental laws and regulations that result in more stringent and costly waste handling, storage, transport, disposal, or remediation requirements could have a material adverse effect on our operations and financial position.

***The loss or insufficient attention of key personnel could negatively impact our results of operations and ability to make distributions to our unitholders. Additionally, if neither Ruben Martin nor Scott Martin is the chief executive officer of our general partner, amounts we owe under our credit facility may become immediately due and payable.***

Our success is largely dependent upon the continued services of members of the senior management team of Martin Resource Management. Those senior executive officers have significant experience in our businesses and have developed strong relationships with a broad range of industry participants. The loss of any of these executives could have a material adverse effect on our relationships with these industry participants, our results of operations and our ability to make distributions to our unitholders. Additionally, if neither Ruben Martin nor Scott Martin is the chief executive officer of our general partner, the lenders under our credit facility could declare amounts outstanding thereunder immediately due and payable. If such event occurs, our results of operations and our ability to make distribution to our unitholders could be negatively impacted.

We do not have employees. We rely solely on officers and employees of Martin Resource Management to operate and manage our business. Martin Resource Management operates businesses and conducts activities of its own in which we have no economic interest. There could be competition for the time and effort of the officers and employees who provide services to our general partner. If these officers and employees do not or cannot devote sufficient attention to the management and operation of our business, our results of operation and ability to make distributions to our unitholders may be reduced.

***Our loss of significant commercial relationships with Martin Resource Management could adversely impact our results of operations and ability to make distributions to our unitholders.***

Martin Resource Management provides us with various services and products pursuant to various commercial contracts. The loss of any of these services and products provided by Martin Resource Management could have a material adverse impact on our results of operations, cash flow and ability to make distributions to our unitholders. Additionally, we provide terminalling and storage, processing and marine transportation services to Martin Resource Management to support its businesses under various commercial contracts. The loss of Martin Resource Management as a customer could have a material adverse impact on our results of operations, cash flow and ability to make distributions to our unitholders.

***Our business would be adversely affected if operations at our transportation, terminalling and storage and distribution facilities experienced significant interruptions. Our business would also be adversely affected if the operations of our customers and suppliers experienced significant interruptions.***

Our operations are dependent upon our terminalling and storage facilities and various means of transportation. We are also dependent upon the uninterrupted operations of certain facilities owned or operated by our suppliers and customers. Any significant interruption at these facilities or inability to transport products to or from these facilities or to or from our customers for any reason would adversely affect our results of operations, cash flow and ability to make distributions to our unitholders. Operations at our facilities and at the facilities owned or operated by our suppliers and customers could be partially or completely shut down, temporarily or permanently, as the result of any number of circumstances that are not within our control, such as:

- catastrophic events, including hurricanes;
- environmental remediation;
- labor difficulties; and
- disruptions in the supply of our products to our facilities or means of transportation.

Additionally, terrorist attacks and acts of sabotage could target oil and gas production facilities, refineries, processing plants, terminals and other infrastructure facilities. Any significant interruptions at our facilities, facilities owned or operated by our suppliers or customers, or in the oil and gas industry as a whole caused by such attacks or acts could have a material adverse affect on our results of operations, cash flow and ability to make distributions to our unitholders.

***Political, regulatory and economic factors may significantly affect our operations, the manner in which we conduct our business and slow our rate of growth.***

Due to changes in the political climate as a result of the outcome of recent state elections and the Presidential election in the United States, we cannot predict with any certainty the nature and extent of the changes in federal, state and local laws, regulations and policy we will face, or the effect of such elections on any pending legislation. Any increased regulation, new policy initiatives, increased taxes or any other changes in federal law may have an adverse effect on our business, financial condition and results of operations.

***Our marine transportation business would be adversely affected if we do not satisfy the requirements of the Jones Act, or if the Jones Act were modified or eliminated.***

The Jones Act is a federal law that restricts domestic marine transportation in the United States to vessels built and registered in the United States. Furthermore, the Jones Act requires that the vessels be manned and owned by United States citizens. If we fail to comply with these requirements, our vessels lose their eligibility to engage in coastwise trade within United States domestic waters.

The requirements that our vessels be United States built and manned by United States citizens, the crewing requirements and material requirements of the Coast Guard and the application of United States labor and tax laws significantly increase the costs of United States flagged vessels when compared with foreign flagged vessels. During the past several years, certain interest groups have lobbied Congress to repeal the Jones Act to facilitate foreign flag competition for trades and cargoes reserved for United States flagged vessels under the Jones Act and cargo preference laws. If the Jones Act were to be modified to permit foreign competition that would not be subject to the same United States government imposed costs, we may need to lower the prices we charge for our services in order to compete with foreign competitors, which would adversely affect our cash flow and ability to make distributions to our unitholders. Following Hurricane Katrina and again after Hurricane Rita, emergency suspensions of the Jones Act were effectuated by the United States government. The last suspension ended on October 24, 2005. Future suspensions of the Jones Act or other similar actions could result in similar consequences.

***Our marine transportation business would be adversely affected if the United States Government purchases or requisitions any of our vessels under the Merchant Marine Act.***

We are subject to the Merchant Marine Act of 1936, which provides that, upon proclamation by the President of the United States of a national emergency or a threat to the national security, the United States Secretary of Transportation may requisition or purchase any vessel or other watercraft owned by United States citizens (including us, provided that we are considered a United States citizen for this purpose). If one of our push boats, tugboats or tank barges were purchased or requisitioned by the United States government under this law, we would be entitled to be paid the fair market value of the vessel in the case of a purchase or, in the case of a requisition, the fair market value of charter hire. However, if one of our push boats or tugboats is requisitioned or purchased and its associated tank barge is left idle, we would not be entitled to receive any compensation for the lost revenues resulting from the idled barge. We also would not be entitled to be compensated for any consequential damages we suffer as a result of the requisition or purchase of any of our push boats, tugboats or tank barges. If any of our vessels are purchased or requisitioned for an extended period of time by the United States government, such transactions could have a material adverse affect on our results of operations, cash flow and ability to make distributions to our unitholders.

***Regulations affecting the domestic tank vessel industry may limit our ability to do business, increase our costs and adversely impact our results of operations and ability to make distributions to our unitholders.***

The OPA 90, provides for the phase out of single-hull vessels and the phase-in of the exclusive operation of double-hull tank vessels in U.S. waters for barges that carry petroleum products that are regulated under OPA. Under OPA, substantially all tank vessels that do not have double hulls will be phased out by 2015 and will not be permitted to enter U.S. ports or trade in U.S. waters. The phase-out dates vary based on the age of the vessel and other factors. All but one of our offshore tank barges are double-hull vessels which have no phase out date. We have 11 single-hull barges that will be phased out of the petroleum product trade by the year 2015. The phase out of these single-hull vessels in accordance with OPA may require us to make substantial capital expenditures, which could adversely affect our operations and market position and reduce our cash available for distribution.



***A decline in the volume of natural gas and NGLs delivered to our facilities could adversely affect our results of operations, cash flows and financial condition.***

Our profitability could be materially impacted by a decline in the volume of natural gas and NGLs transported, gathered or processed at our facilities. A material decrease in natural gas production, as a result of depressed commodity prices, a decrease in exploration and development activities or otherwise, could result in a decline in the volume of natural gas and NGLs handled by our facilities.

The natural gas and NGLs available to our facilities will be derived from reserves produced from existing wells. These reserves naturally decline over time. To offset this natural decline, our facilities will need access to additional reserves.

***Our profitability is dependent upon prices and market demand for natural gas and NGLs, which are beyond our control and have been volatile.***

We are subject to significant risks due to fluctuations in commodity prices. These risks relate primarily to: (1) the purchase of certain volumes of natural gas at a price that is a percentage of a relevant index; and (2) certain processing contracts for Prism Gas whereby we are exposed to natural gas and NGL commodity price risks.

The margins we realize from purchasing and selling a portion of the natural gas that we transport through our pipeline systems decrease in periods of low natural gas prices because our gross margins are based on a percentage of the index price. For the years ended December 31, 2009, and 2008, Prism Gas purchased approximately 19% and 22%, respectively, of our gas at a percentage of relevant index. Accordingly, a decline in the price of natural gas could have an adverse impact on our results of operations.

In the past, the prices of natural gas and NGLs have been extremely volatile and we expect this volatility to continue. For example, in 2008, the spot price of Henry Hub natural gas ranged from a high of \$13.31 per MMBtu to a low of \$5.38 per MMBtu. From January 1, 2009, through December 31, 2009, the same price ranged from \$6.10 per MMBtu to \$1.84 per MMBtu. On December 31, 2009, the spot price was \$5.79 per MMBtu.

We may not be successful in balancing our purchases and sales. In addition, a producer could fail to deliver contracted volumes or deliver in excess of contracted volumes, or a consumer could purchase less than contracted volumes. Any of these actions could cause our purchases and sales not to be balanced. If our purchases and sales are not balanced, we will face increased exposure to commodity price risks and could have increased volatility in our operating income.

The markets and prices for residue gas and NGLs depend upon factors beyond our control. These factors include demand for oil, natural gas and NGLs, which fluctuate with changes in market and economic conditions and other factors, including:

- the impact of weather on the demand for oil and natural gas;
- the level of domestic oil and natural gas production;
- the level of domestic industrial and manufacturing activity;
- the availability of imported oil and natural gas;
- actions taken by foreign oil and gas producing nations;
- the availability of local, intrastate and interstate transportation systems;
- the availability and marketing of competitive fuels;
- the impact of energy conservation efforts; and
- the extent of governmental regulation and taxation.

***Our hedging activities may have a material adverse effect on our earnings, profitability, liquidity, cash flows and financial condition.***

As of December 31, 2009, Prism Gas has hedged approximately 50% of its commodity risk by volume for 2010. These hedging arrangements are in the form of swaps for crude oil, natural gas and natural gasoline. We anticipate entering into additional hedges in 2010 and beyond to further reduce our exposure to commodity price movements. The intent of these arrangements is to reduce the volatility in our cash flows resulting from fluctuations in commodity prices.

We entered into these derivative transactions with an investment grade subsidiary of a major oil company and investment grade banks. While we anticipate that future derivative transactions will be entered into with investment grade counterparties, and that we will actively monitor the credit rating of such counterparties, it is nevertheless possible that losses will result from counterparty credit risk in the future. Such risks may be more likely due to the worldwide financial and credit crisis.

Management will continue to evaluate whether to enter into any new hedging arrangements, but there can be no assurance that we will enter into any new hedging arrangements or that our future hedging arrangements will be on terms similar to our existing hedging arrangements. Also, we may seek in the future to further limit our exposure to changes in natural gas, NGL and condensate commodity prices and we may seek to limit our exposure to changes in interest rates by using financial derivative instruments and other hedging mechanisms from time to time. To the extent we hedge our commodity price and interest rate risk, we may forego the benefits we would otherwise experience if commodity prices or interest rates were to change in our favor.

Despite our hedging program, we remain exposed to risks associated with fluctuations in commodity prices. The extent of our commodity price risk is related largely to the effectiveness and scope of our hedging activities. For example, the derivative instruments we utilize are based on posted market prices, which may differ significantly from the actual natural gas, NGL and condensate prices that we realize in our operations. Furthermore, we have entered into derivative transactions related to only a portion of the volume of our expected natural gas supply and production of NGLs and condensate from our processing plants; as a result, we will continue to have direct commodity price risk to the unhedged portion. Our actual future production may be significantly higher or lower than we estimated at the time we entered into the derivative transactions for that period. If the actual amount is higher than we estimated, we will have greater commodity price risk than we intended. If the actual amount is lower than the amount that is subject to our derivative financial instruments, we might be forced to satisfy all or a portion of our derivative transactions without the benefit of the cash flow from our sale of the underlying physical commodity, resulting in a reduction of our liquidity.

As a result of these factors, our hedging activities may not be as effective as we intend in reducing the volatility of our cash flows, and in certain circumstances may actually increase the volatility of our cash flows. In addition, even though our management monitors our hedging activities, these activities can result in substantial losses. Such losses could occur under various circumstances, including if a counterparty does not perform its obligations under the applicable hedging arrangement, the hedging arrangement is imperfect or ineffective, or our hedging policies and procedures are not properly followed or do not perform as planned. We cannot assure our unitholders that the steps we take to monitor our hedging activities will detect and prevent violations of our risk management policies and procedures, particularly if deception or other intentional misconduct is involved. For additional information regarding our hedging activities, please see “Item 7A. Quantitative and Qualitative Disclosures about Market Risk — Commodity Price Risk.”

***We typically do not obtain independent evaluations of natural gas reserves dedicated to our gathering and pipeline systems; therefore, volumes of natural gas on our systems in the future could be less than we anticipate.***

We make internal evaluations of natural gas reserves based on publicly available information. However, we typically do not obtain independent evaluations of natural gas reserves connected to our systems due to the unwillingness of producers to provide reserve information as well as the cost of such evaluations to verify publicly available information. Accordingly, we do not have independent estimates of total reserves dedicated to our systems or the anticipated life of such reserves. If the total reserves or estimated life of the reserves connected to our gathering systems are less than we anticipate and we are unable to secure additional sources of natural gas, then the volumes of natural gas on our systems in the future could be less than we anticipate. A decline in the volumes of natural gas on our systems could have a material adverse effect on our business, results of operations, financial condition and our ability to make cash distributions to our unitholders.

***We depend on certain natural gas producers for a significant portion of our supply of natural gas and NGLs. The loss of any of these customers could result in a decline in our volumes, revenues and cash available for distribution.***

We rely on certain natural gas producers for a significant portion of our natural gas and NGL supply. While some of these producers are subject to long-term contracts, we may be unable to negotiate extensions or replacements of these contracts on favorable terms, if at all. The loss of all or even a portion of the natural gas volumes supplied by these producers, as a result of competition or otherwise, could have a material adverse effect on our business, results of operations and financial condition, unless we were able to acquire comparable volumes from other sources.

***We may not successfully balance our purchases and sales of natural gas, which would increase our exposure to commodity price risks.***

We purchase from producers and other customers a significant amount of the natural gas that flows through our natural gas gathering, processing and transportation systems for resale to third parties, including natural gas marketers and end-users. We may not be successful in balancing our purchases and sales. A producer or supplier could fail to deliver contracted volumes or deliver in excess of contracted volumes, or a purchaser could purchase less than contracted volumes. Any of these actions could cause our purchases and sales to be unbalanced. While we attempt to balance our purchases and sales, if our purchases and sales are unbalanced, we will face increased exposure to commodity price risks and could have increased volatility in our operating income and cash flows.

***If third party pipelines and other facilities interconnected to our natural gas and NGL pipelines and facilities become unavailable to transport or produce natural gas and NGLs, our revenues and cash available for distribution could be adversely affected.***

We depend upon third party pipelines and other facilities that provide delivery options to and from our pipelines and facilities for the benefit of our customers. Since we do not own or operate any of these pipelines or other facilities, their continuing operation is not within our control. If any of these third party pipelines and other facilities become unavailable to transport or produce natural gas and NGLs, our revenues and cash available for distribution could be adversely affected.

***The industry in which we operate is highly competitive, and increased competitive pressure could adversely affect our business and operating results.***

We compete with similar enterprises in our respective areas of operation. Some of our competitors are large oil, natural gas and petrochemical companies that have greater financial resources and access to supplies of natural gas and NGLs than we do. Some of these competitors may expand or construct gathering, processing and transportation systems that would create additional competition for the services we provide to our customers. In addition, our customers who are significant producers of natural gas may develop their own gathering, processing and transportation systems in lieu of using ours. Likewise, our customers who produce NGLs may develop their own systems to transport NGLs in lieu of using ours. Our ability to renew or replace existing contracts with our customers at rates sufficient to maintain current revenues and cash flows could be adversely affected by the activities of our competitors and our customers. All of these competitive pressures could have a material adverse effect on our business, results of operations, financial condition and ability to make cash distributions to our unitholders.

***A change in the jurisdictional characterization of some of our assets by federal, state or local regulatory agencies or a change in policy by those agencies may result in increased regulation of our assets, which may cause our revenues to decline and operating expenses to increase.***

We believe that our natural gas gathering operations meet the tests the FERC uses to establish a pipeline's status as a gatherer exempt from FERC regulation under the NGA, but FERC regulation still affects these businesses and the markets for products derived from these businesses. FERC's policies and practices across the range of its oil and natural gas regulatory activities, including, for example, its policies on open access transportation, ratemaking, capacity release and market center promotion, indirectly affect intrastate markets. In recent years, FERC has pursued pro-competitive policies in its regulation of interstate oil and natural gas pipelines. However, we cannot assure our unitholders that FERC will continue this approach as it considers matters such as pipeline rates and rules and policies that may affect rights of access to oil and natural gas transportation capacity. In addition, the distinction between FERC-regulated transmission services and federally unregulated gathering services has been the subject of regular litigation, so, in such a circumstance, the classification and regulation of some of our gathering facilities and intrastate transportation pipelines may be subject to change based on future determinations by FERC and the courts.

Other state and local regulations also affect our business. Our gathering lines are subject to ratable take and common purchaser statutes in Louisiana and Texas. Ratable take statutes generally require gatherers to take, without undue discrimination, oil or natural gas production that may be tendered to the gatherer for handling. Similarly, common purchaser statutes generally require gatherers to purchase without undue discrimination as to source of supply or producer. These statutes restrict our right as an owner of gathering facilities to decide with whom we contract to purchase or transport oil or natural gas. Federal law leaves any economic regulation of natural gas gathering to the states. The states in which we operate have adopted complaint-based regulation of oil and natural gas gathering activities, which allows oil and natural gas producers and shippers to file complaints with state regulators in an effort to resolve grievances relating to oil and natural gas gathering access and rate discrimination. Other state regulations may not directly regulate our business, but may nonetheless affect the availability of natural gas for purchase, processing and sale, including state regulation of production rates and maximum daily production allowable from gas wells. While our gathering lines currently are subject to limited state regulation, there is a risk that state laws will be changed, which may give producers a stronger basis to challenge the rates, terms and conditions of a gathering line providing transportation service.

***Panther Interstate Pipeline Energy, LLC is also subject to regulation by FERC with respect to issues other than ratemaking.***

Under the NGA, FERC has the authority to regulate natural gas companies, such as Panther Interstate Pipeline Energy, LLC with respect to: rates, terms and conditions of service; the types of services Panther Interstate Pipeline Energy, LLC may provide to its customers; the construction of new facilities; the acquisition, extension, expansion or abandonment of services or facilities; the maintenance and retention of accounts and records; and relationships of affiliated companies involved in all aspects of the natural gas and energy business. FERC's actions in any of these areas or modifications to its current regulations could impair Panther Interstate Pipeline Energy, LLC's ability to compete for business, the costs it incurs to operate, or the acquisition or construction of new facilities.

***We may incur significant costs and liabilities resulting from pipeline integrity programs and related repairs.***

Pursuant to the Pipeline Safety Improvement Act of 2002, the DOT has adopted regulations requiring pipeline operators to develop integrity management programs for transportation pipelines located where a leak or rupture could do the most harm in "high consequence areas." The regulations require operators to:

- perform ongoing assessments of pipeline integrity;
- identify and characterize applicable threats to pipeline segments that could impact a high consequence area;
- improve data collection, integration and analysis;
- repair and remediate the pipeline as necessary; and
- implement preventive and mitigating actions.

We currently estimate that we will incur costs of less than \$0.5 million between 2010 and 2012 to implement pipeline integrity management program testing along certain segments of our natural gas and NGL pipelines. This does not include the costs, if any, of any repair, remediation, preventative or mitigating actions that may be determined to be necessary as a result of the testing program, which costs could be substantial.

***We do not own all of the land on which our pipelines and facilities are located, which could disrupt our operations.***

We do not own all of the land on which our pipelines and facilities have been constructed, and we are therefore subject to the possibility of more onerous terms and/or increased costs to retain necessary land use if we do not have valid rights of way or if such rights of way lapse or terminate. We obtain the rights to construct and operate our pipelines on land owned by third parties and governmental agencies for a specific period of time. Our loss of these rights, through our inability to renew right-of-way contracts or otherwise, could have a material adverse effect on our business, results of operations and financial condition and our ability to make cash distributions to our unitholders.

## **Risks Relating to an Investment in the Common Units**

***Units available for future sales by us or our affiliates could have an adverse impact on the price of our common units or on any trading market that may develop.***

Martin Resource Management through its subsidiaries currently holds 889,444 subordinated units and 6,703,823 common units. The subordinated units will have no distribution rights until February, 2012. At the end of such second anniversary, the subordinated units will automatically convert to common units, having the same distribution rights as existing common units.

Common units will generally be freely transferable without restriction or further registration under the Securities Act, except that any common units held by an “affiliate” of ours may not be resold publicly except in compliance with the registration requirements of the Securities Act or under an exemption under Rule 144 or otherwise.

Our partnership agreement provides that we may issue an unlimited number of limited partner interests of any type without a vote of the unitholders. Our general partner may also cause us to issue an unlimited number of additional common units or other equity securities of equal rank with the common units, without unitholder approval, in a number of circumstances such as:

- the issuance of common units in additional public offerings or in connection with acquisitions that increase cash flow from operations on a pro forma, per unit basis;
- the conversion of subordinated units into common units;
- the conversion of units of equal rank with the common units into common units under some circumstances; or
- the conversion of our general partner’s general partner interest in us and its incentive distribution rights into common units as a result of the withdrawal of our general partner.

Our partnership agreement does not restrict our ability to issue equity securities ranking junior to the common units at any time. Any issuance of additional common units or other equity securities would result in a corresponding decrease in the proportionate ownership interest in us represented by, and could adversely affect the cash distributions to and market price of, common units then outstanding.

Under our partnership agreement, our general partner and its affiliates have the right to cause us to register under the Securities Act and applicable state securities laws the offer and sale of any units that they hold. Subject to the terms and conditions of our partnership agreement, these registration rights allow the general partner and its affiliates or their assignees holding any units to require registration of any of these units and to include any of these units in a registration by us of other units, including units offered by us or by any unitholder. Our general partner will continue to have these registration rights for two years following its withdrawal or removal as a general partner. In connection with any registration of this kind, we will indemnify each unitholder participating in the registration and its officers, directors, and controlling persons from and against any liabilities under the Securities Act or any applicable state securities laws arising from the registration statement or prospectus. Except as described below, the general partner and its affiliates may sell their units in private transactions at any time, subject to compliance with applicable laws. Our general partner and its affiliates, with our concurrence, have granted comparable registration rights to their bank group to which their partnership units have been pledged.

The sale of any common or subordinated units could have an adverse impact on the price of the common units or on any trading market that may develop.

***Unitholders have less power to elect or remove management of our general partner than holders of common stock in a corporation. Common unitholders will not have sufficient voting power to elect or remove our general partner without the consent of Martin Resource Management.***

Unlike the holders of common stock in a corporation, unitholders have only limited voting rights on matters affecting our business and therefore limited ability to influence management’s decisions regarding our business. Unitholders did not elect our general partner or its directors and will have no right to elect our general partner or its directors on an annual or other continuing basis. Martin Resource Management elects the directors of our general partner.

Although our general partner has a fiduciary duty to manage our partnership in a manner beneficial to us and our unitholders, the directors of our general partner also have a fiduciary duty to manage our general partner in a manner beneficial to Martin Resource Management and its shareholders.

If unitholders are dissatisfied with the performance of our general partner, they will have a limited ability to remove our general partner. Our general partner generally may not be removed except upon the vote of the holders of at least 66 2/3% of the outstanding units voting together as a single class. Because our general partner and its affiliates, including Martin Resource Management, control 40.8% of our outstanding limited partnership units as of March 4, 2010, our general partner initially cannot be removed without the consent of it and its affiliates.

Unitholders' voting rights are further restricted by our partnership agreement provision prohibiting any units held by a person owning 20% or more of any class of units then outstanding, other than our general partner, its affiliates, their transferees and persons who acquired such units with the prior approval of our general partner's directors, from voting on any matter. In addition, our partnership agreement contains provisions limiting the ability of unitholders to call meetings or to acquire information about our operations, as well as other provisions limiting the unitholders' ability to influence the manner or direction of management.

As a result of these provisions, it will be more difficult for a third party to acquire our partnership without first negotiating the acquisition with our general partner. Consequently, it is unlikely the trading price of our common units will ever reflect a takeover premium.

***Our general partner's discretion in determining the level of our cash reserves may adversely affect our ability to make cash distributions to our unitholders.***

Our partnership agreement requires our general partner to deduct from operating surplus cash reserves it determines in its reasonable discretion to be necessary to fund our future operating expenditures. In addition, our partnership agreement permits our general partner to reduce available cash by establishing cash reserves for the proper conduct of our business, to comply with applicable law or agreements to which we are a party or to provide funds for future distributions to partners. These cash reserves will affect the amount of cash available for distribution to our unitholders.

***Unitholders may not have limited liability if a court finds that we have not complied with applicable statutes or that unitholder action constitutes control of our business.***

The limitations on the liability of holders of limited partner interests for the obligations of a limited partnership have not been clearly established in some states. The holder of one of our common units could be held liable in some circumstances for our obligations to the same extent as a general partner if a court were to determine that:

- we had been conducting business in any state without compliance with the applicable limited partnership statute; or
- the right or the exercise of the right by our unitholders as a group to remove or replace our general partner, to approve some amendments to our partnership agreement, or to take other action under our partnership agreement constituted participation in the "control" of our business.

Our general partner generally has unlimited liability for our obligations, such as our debts and environmental liabilities, except for our contractual obligations that are expressly made without recourse to our general partner. In addition, under some circumstances, a unitholder may be liable to us for the amount of a distribution for a period of nine years from the date of the distribution.

***Our partnership agreement contains provisions that reduce the remedies available to unitholders for actions that might otherwise constitute a breach of fiduciary duty by our general partner.***

Our partnership agreement limits the liability and reduces the fiduciary duties of our general partner to the unitholders. Our partnership agreement also restricts the remedies available to unitholders for actions that would otherwise constitute breaches of our general partner's fiduciary duties. For example, our partnership agreement:

- permits our general partner to make a number of decisions in its "sole discretion." This entitles our general partner to consider only the interests and factors that it desires, and it has no duty or obligation to give any consideration to any interest of, or factors affecting, us, our affiliates or any limited partner;



- provides that our general partner is entitled to make other decisions in its “reasonable discretion” which may reduce the obligations to which our general partner would otherwise be held;
- generally provides that affiliated transactions and resolutions of conflicts of interest not involving a required vote of unitholders must be “fair and reasonable” to us and that, in determining whether a transaction or resolution is “fair and reasonable,” our general partner may consider the interests of all parties involved, including its own; and
- provides that our general partner and its officers and directors will not be liable for monetary damages to us, our limited partners or assignees for errors of judgment or for any acts or omissions if our general partner and those other persons acted in good faith.

Unitholders are treated as having consented to the various actions contemplated in our partnership agreement and conflicts of interest that might otherwise be considered a breach of fiduciary duties under applicable state law.

***We may issue additional common units without unitholder approval, which would dilute unitholder ownership interests.***

Our general partner may also cause us to issue an unlimited number of additional common units or other equity securities of equal rank with the common units, without unitholder approval, in a number of circumstances such as:

- the issuance of common units in additional public offerings or in connection with acquisitions that increase cash flow from operations on a pro forma, per unit basis;
- the conversion of subordinated units into common units;
- the conversion of units of equal rank with the common units into common units under some circumstances; or
- the conversion of our general partner’s general partner interest in us and its incentive distribution rights into common units as a result of the withdrawal of our general partner.

We may issue an unlimited number of limited partner interests of any type without the approval of our unitholders. Our partnership agreement does not give our unitholders the right to approve our issuance of equity securities ranking junior to the common units at any time.

The issuance of additional common units or other equity securities of equal or senior rank will have the following effects:

- our unitholders’ proportionate ownership interest in us will decrease;
- the amount of cash available for distribution on a per unit basis may decrease;
- because a lower percentage of total outstanding units will be subordinated units, the risk that a shortfall in the payment of the minimum quarterly distribution will be borne by our common unitholders will increase;
- the relative voting strength of each previously outstanding unit will diminish;
- the market price of the common units may decline; and
- the ratio of taxable income to distributions may increase.

***The control of our general partner may be transferred to a third party, and that party could replace our current management team, without unitholder consent. Additionally, if Martin Resource Management no longer controls our general partner, amounts we owe under our credit facility may become immediately due and payable.***

Our general partner may transfer its general partner interest to a third party in a merger or in a sale of all or substantially all of its assets without the consent of the unitholders. Furthermore, there is no restriction in our partnership agreement on the ability of the owner of our general partner to transfer its ownership interest in our general partner to a third party. A new owner of our general partner could replace the directors and officers of our general partner with its own designees and control the decisions taken by our general partner. Martin Resource Management and its affiliates have

pledged their interests in our general partner and us to their bank group. If, at any time, Martin Resource Management no longer controls our general partner, the lenders under our credit facility may declare all amounts outstanding thereunder immediately due and payable. If such event occurs, we may be required to refinance our debt on unfavorable terms, which could negatively impact our results of operations and our ability to make distribution to our unitholders.

***Our general partner has a limited call right that may require unitholders to sell their common units at an undesirable time or price.***

If at any time our general partner and its affiliates own more than 80% of the common units, our general partner will have the right, but not the obligation, which it may assign to any of its affiliates or to us, to acquire all, but not less than all, of the remaining common units held by unaffiliated persons at a price not less than the then-current market price. As a result, unitholders may be required to sell their common units at an undesirable time or price and may not receive any return on their investment. Unitholders may also incur a tax liability upon a sale of their units. No provision in our partnership agreement, or in any other agreement we have with our general partner or Martin Resource Management, prohibits our general partner or its affiliates from acquiring more than 80% of our common units. For additional information about this call right and unitholders' potential tax liability, please see "Risk Factors — Tax Risks — Tax gain or loss on the disposition of our common units could be different than expected".

***Our common units have a limited trading volume compared to other publicly traded securities.***

Our common units are quoted on the Nasdaq Global Select Market ("NASDAQ") under the symbol "MMLP." However, daily trading volumes for our common units are, and may continue to be, relatively small compared to many other securities quoted on the NASDAQ. The price of our common units may, therefore, be volatile.

***Failure to achieve and maintain effective internal controls in accordance with Section 404 of the Sarbanes-Oxley Act could have a material adverse effect on our unit price.***

In order to comply with Section 404 of the Sarbanes-Oxley Act, we periodically document and test our internal control procedures. Section 404 of the Sarbanes-Oxley Act requires annual management assessments of the effectiveness of our internal controls over financial reporting addressing these assessments. During the course of our testing we may identify deficiencies which we may not be able to address in time to meet the deadline imposed by the Sarbanes-Oxley Act for compliance with the requirements of Section 404. In addition, if we fail to maintain the adequacy of our internal controls, as such standards are modified, supplemented or amended from time to time, we may not be able to ensure that we can conclude on an ongoing basis that we have effective internal controls over financial reporting in accordance with Section 404 of the Sarbanes-Oxley Act. Failure to achieve and maintain an effective internal control environment could have a material adverse effect on the price of our common units.

**Risks Relating to Our Relationship with Martin Resource Management**

***Existing litigation between Ruben Martin and Scott Martin and related parties concerning the ownership, management and operation of Martin Resource Management, the owner of our General Partner, could adversely affect us.***

There are several pending lawsuits between Ruben Martin, the President, Chief Executive Officer and member of the board of directors of our General Partner, and Scott Martin, who is Ruben Martin's brother, and related parties concerning the ownership, management and operation of Martin Resource Management, the owner of our General Partner. We are not a party to any of those lawsuits and they do not assert any claims (i) against us, (ii) concerning our governance or operations or (iii) against our directors, officers or employees with respect to their service to us. The existence of those lawsuits, however, including any ultimate outcomes that might be deemed negative to us or our existing management team, could adversely affect our ability to access capital markets or obtain additional credit or negatively impact our business, results of operations and/or ability to make distributions to our unitholders. Any similar effects from such litigation on Martin Resource Management or its existing management team could also adversely affect us.

In addition, such litigation, depending on its ultimate outcome, could also result in changes in the existing boards of directors and management teams of Martin Resource Management and us. To the extent that any such adverse circumstances occur, they could be deemed by our lenders to have a "material adverse effect" on us, thereby providing such lenders with an opportunity to prohibit further borrowings by us under our credit facility and, depending on the circumstances, assert that an event of default exists thereunder. If any such event of default exists and is continuing, then, upon the election of our lenders, all outstanding amounts due under our credit facility could be accelerated and

could become immediately due and payable. Similarly, a negative outcome in such litigation could result in a similar result under the credit facility maintained by Martin Resource Management. While any such litigation remains pending, there can be no assurance that the litigation parties adverse to our existing management team or the existing management team of Martin Resource Management will not seek to disrupt, delay or postpone any future attempts by us to access the capital markets.

For a more detailed discussion of these pending litigation matters, please see “Item 9B. Other Information — Existing Litigation at Martin Resource Management.”

***Cash reimbursements due to Martin Resource Management may be substantial and will reduce our cash available for distribution to our unitholders.***

Under our omnibus agreement with Martin Resource Management, Martin Resource Management provides us with corporate staff and support services on behalf of our general partner that are substantially identical in nature and quality to the services it conducted for our business prior to our formation. The omnibus agreement requires us to reimburse Martin Resource Management for the costs and expenses it incurs in rendering these services, including an overhead allocation to us of Martin Resource Management’s indirect general and administrative expenses from its corporate allocation pool. These payments may be substantial. Payments to Martin Resource Management will reduce the amount of available cash for distribution to our unitholders.

***Martin Resource Management has conflicts of interest and limited fiduciary responsibilities, which may permit it to favor its own interests to the detriment of our unitholders.***

As of March 4, 2010, Martin Resource Management owns an approximate 40.0% limited partnership interest in us. Furthermore, it owns and controls our general partner, which owns a 2.0% general partner interest and incentive distribution rights in us. Conflicts of interest may arise between Martin Resource Management and our general partner, on the one hand, and our unitholders, on the other hand. As a result of these conflicts, our general partner may favor its own interests and the interests of Martin Resource Management over the interests of our unitholders. Potential conflicts of interest between us, Martin Resource Management and our general partner could occur in many of our day-to-day operations including, among others, the following situations:

- Officers of Martin Resource Management who provide services to us also devote significant time to the businesses of Martin Resource Management and are compensated by Martin Resource Management for that time.
- Neither our partnership agreement nor any other agreement requires Martin Resource Management to pursue a business strategy that favors us or utilizes our assets or services. Martin Resource Management’s directors and officers have a fiduciary duty to make these decisions in the best interests of the shareholders of Martin Resource Management without regard to the best interests of the unitholders.
- Martin Resource Management may engage in limited competition with us.
- Our general partner is allowed to take into account the interests of parties other than us, such as Martin Resource Management, in resolving conflicts of interest, which has the effect of reducing its fiduciary duty to our unitholders.
- Under our partnership agreement, our general partner may limit its liability and reduce its fiduciary duties, while also restricting the remedies available to our unitholders for actions that, without the limitations and reductions, might constitute breaches of fiduciary duty. As a result of purchasing units, our unitholders will be treated as having consented to some actions and conflicts of interest that, without such consent, might otherwise constitute a breach of fiduciary or other duties under applicable state law.
- Our general partner determines which costs incurred by Martin Resource Management are reimbursable by us.
- Our partnership agreement does not restrict our general partner from causing us to pay it or its affiliates for any services rendered on terms that are fair and reasonable to us or from entering into additional contractual arrangements with any of these entities on our behalf.
- Our general partner controls the enforcement of obligations owed to us by Martin Resource Management.

- Our general partner decides whether to retain separate counsel, accountants or others to perform services for us.
- The audit committee of our general partner retains our independent auditors.
- In some instances, our general partner may cause us to borrow funds to permit us to pay cash distributions, even if the purpose or effect of the borrowing is to make incentive distributions.
- Our general partner has broad discretion to establish financial reserves for the proper conduct of our business. These reserves also will affect the amount of cash available for distribution.

***Martin Resource Management and its affiliates may engage in limited competition with us.***

Martin Resource Management and its affiliates may engage in limited competition with us. For a discussion of the non-competition provisions of the omnibus agreement, please see “Item 13. Certain Relationships and Related Transactions, and Director Independence”. If Martin Resource Management does engage in competition with us, we may lose customers or business opportunities, which could have an adverse impact on our results of operations, cash flow and ability to make distributions to our unitholders.

***If Martin Resource Management were ever to file for bankruptcy or otherwise default on its obligations under its credit facility, amounts we owe under our credit facility may become immediately due and payable and our results of operations could be adversely affected.***

If Martin Resource Management were ever to commence or consent to the commencement of a bankruptcy proceeding or otherwise defaults on its obligations under its credit facility, its lenders could foreclose on its pledge of the interests in our general partner and take control of our general partner. If Martin Resources Management no longer controls our general partner, the lenders under our credit facility may declare all amounts outstanding thereunder immediately due and payable. In addition, either a judgment against Martin Resource Management or a bankruptcy filing by or against Martin Resource Management could independently result in an event of default under our credit facility if it could reasonably be expected to have a material adverse effect on us. If our lenders do declare us in default and accelerate repayment, we may be required to refinance our debt on unfavorable terms, which could negatively impact our results of operations and our ability to make distributions to our unitholders. A bankruptcy filing by or against Martin Resource Management could also result in the termination or material breach of some or all of the various commercial contracts between us and Martin Resource Management, which could have a material adverse impact on our results of operations, cash flow and ability to make distributions to our unitholders.

**Tax Risks**

***The IRS could treat us as a corporation for tax purposes, which would substantially reduce the cash available for distribution to unitholders.***

The anticipated after-tax economic benefit of an investment in us depends largely on our classification as a partnership for federal income tax purposes. In order for us to be classified as a partnership for U.S. federal income tax purposes, more than 90% of our gross income each year must be “qualifying income” under Section 7704 of the U.S. Internal Revenue Code of 1986, as amended (the “Internal Revenue Code”). “Qualifying income” includes income and gains derived from the transportation, storage, processing and marketing of crude oil, natural gas and products thereof. Other types of qualifying income include interest (other than from a financial business), dividends, gains from the sale of real property and gains from the sale or other disposition of capital assets held for the production of income that otherwise constitutes qualifying income. Thus, “qualifying income” includes income from providing marine transportation services to customers with respect to crude oil, natural gas and certain products thereof but does not include rental income from leasing vessels to customers. The recent decision of the United States Court of Appeals for the Fifth Circuit in *Tidewater Inc. v. United States*, 565 F.3d 299 (5th Cir. April 13, 2009) held that marine time charter agreements are “leases” that generate rental income for purposes of a foreign sales corporation provision of the Code.

After the *Tidewater* decision, there is some uncertainty regarding the status of a significant portion of our income as “qualifying income” and, thus, whether we are classified as a partnership for federal income tax purposes. As a result of this uncertainty, our counsel, Baker Botts L.L.P., has previously rendered an opinion that we should (as opposed to will) be classified as a partnership for U.S. federal income tax purposes. Additionally, as a result of the *Tidewater* decision, we have requested a private letter ruling from the U.S. Internal Revenue Service to confirm that

gross income from our marine time charter agreements constitutes “qualifying income” under Section 7704 of the Internal Revenue Code. There can be no assurance that the U.S. Internal Revenue Service (the “IRS”) will issue a favorable private letter ruling to us.

If the income from our marine time charters were not considered “qualifying income,” then we would not have satisfied the “qualifying income” requirement of Section 7704 for any year of our existence and, accordingly, we would be classified as a corporation for federal income tax purposes. If we were treated as a corporation for federal income tax purposes, we would owe federal income tax on our income at the corporate tax rate, which is currently a maximum of 35%, and would likely owe state income tax at varying rates, for 2006 through the current tax year. Distributions would generally be taxed again to unitholders as corporate distributions and no income, gains, losses, or deductions would flow through to unitholders. Because a tax would be imposed upon us as an entity for a period of several years, cash available for distribution to unitholders would be reduced. Treatment of us as a corporation would result in a reduction in the anticipated cash flow and after-tax return to unitholders and therefore would likely result in a reduction in the value of the common units.

Moreover, current law may change so as to cause us to be treated as a corporation for federal income tax purposes or otherwise subject us to entity-level taxation. At the federal level, members of Congress have considered substantive changes to the existing U.S. tax laws that would have affected certain publicly traded partnerships. Although the legislation considered would not have appeared to affect our tax treatment, we are unable to predict whether any such change or other proposals will ultimately be enacted. Moreover, any modification to the federal income tax laws and interpretations thereof may or may not be applied retroactively. Any such changes could negatively impact the value of an investment in our common units. At the state level, because of widespread state budget deficits and other reasons, several states are evaluating ways to subject partnerships to entity-level taxation through the imposition of state income, franchise and other forms of taxation. For example, we are required to pay Texas franchise tax at a maximum effective rate of 0.7% of our gross income apportioned to Texas in the prior year. Imposition of any such tax on us by any other state will reduce the cash available for distribution to you.

Our partnership agreement provides that if a law is enacted or existing law is modified or interpreted in a manner that subjects us to taxation as a corporation or otherwise subjects us to entity-level taxation for federal, state or local income tax purposes, then the minimum quarterly distribution amount and the target distribution amount will be adjusted to reflect the impact of that law on us.

***A successful IRS contest of the federal income tax positions we take may adversely affect the market for our common units and the costs of any contest will be borne by our unitholders, debt security holders and our general partner.***

Except as noted above, we have not requested a ruling from the IRS with respect to our treatment as a partnership for federal income tax purposes. The IRS may adopt positions that differ from our counsel’s conclusions. It may be necessary to resort to administrative or court proceedings to sustain some or all of our counsel’s conclusions or the positions we take. A court may not agree with some or all our counsel’s conclusions or the positions we take. Any contest with the IRS may materially and adversely impact the market for our common units and the prices at which they trade. In addition, the costs of any contest with the IRS will be borne directly or indirectly by all of our unitholders, debt security holders and our general partner.

***Unitholders may be required to pay taxes on income from us even if they do not receive any cash distributions from us.***

Unitholders may be required to pay federal income taxes and, in some cases, state, local and foreign income taxes on their share of our taxable income even if they receive no cash distributions from us. Unitholders may not receive cash distributions from us equal to their share of our taxable income or even the tax liability that results from the taxation of their share of our taxable income.

***Tax gain or loss on the disposition of our common units could be different than expected.***

If our unitholders sell their common units, they will recognize gain or loss equal to the difference between the amount realized and their tax basis in those common units. Prior distributions in excess of the total net taxable income unitholders were allocated for a common unit, which decreased unitholder tax basis in that common unit, will, in effect, become taxable income to our unitholders if the common unit is sold at a price greater than their tax basis in that common unit, even if the price they receive is less than their original cost. A substantial portion of the amount realized, whether or not representing gain, may be ordinary income to our unitholders. Should the IRS successfully contest some positions we

take, our unitholders could recognize more gain on the sale of units than would be the case under those positions, without the benefit of decreased income in prior years. In addition, if our unitholders sell their units, they may incur a tax liability in excess of the amount of cash they receive from the sale.

***Tax-exempt entities and foreign persons face unique tax issues from owning common units that may result in adverse tax consequences to them.***

Investment in common units by tax-exempt entities, such as individual retirement accounts (known as IRAs), and non-U.S. persons raises issues unique to them. For example, virtually all of our income allocated to organizations exempt from federal income tax, including individual retirement accounts and other retirement plans, will be unrelated business income and will be taxable to them. Distributions to non-U.S. persons will be reduced by withholding taxes at the highest effective tax rate applicable to individuals, and non-U.S. persons will be required to file federal income tax returns and pay tax on their share of our taxable income.

***We treat a purchaser of our common units as having the same tax benefits without regard to the seller's identity. The IRS may challenge this treatment, which could adversely affect the value of the common units.***

Because we cannot match transferors and transferees of common units and because of other reasons, we have adopted depreciation positions that may not conform to all aspects of the Treasury regulations. A successful IRS challenge to those positions could adversely affect the amount of tax benefits available to our unitholders. It also could affect the timing of these tax benefits or the amount of gain from the sale of common units and could have a negative impact on the value of our common units or result in audit adjustments to our unitholders' tax returns.

***Unitholders may be subject to state, local and foreign taxes and return filing requirements as a result of investing in our common units.***

In addition to federal income taxes, unitholders may be subject to other taxes, such as state, local and foreign income taxes, unincorporated business taxes and estate, inheritance, or intangible taxes that are imposed by the various jurisdictions in which we do business or own property. Unitholders may be required to file state, local and foreign income tax returns and pay state and local income taxes in some or all of the various jurisdictions in which we do business or own property and may be subject to penalties for failure to comply with those requirements. We own property and conduct business in Alabama, Arkansas, California, Georgia, Florida, Illinois, Louisiana, Mississippi, Nebraska, Texas and Utah. We may do business or own property in other states or foreign countries in the future. It is the unitholder's responsibility to file all federal, state, local and foreign tax returns. Our counsel has not rendered an opinion on the state, local or foreign tax consequences of an investment in our common units.

***The tax treatment of publicly traded partnerships or an investment in our units could be subject to potential legislative, judicial or administrative changes and differing interpretations, possibly on a retroactive basis.***

The present United States federal income tax treatment of publicly traded partnerships, including us, or an investment in our common units may be modified by administrative, legislative or judicial interpretation at any time. Any modification to the United States federal income tax laws and interpretations thereof may or may not be applied retroactively and could make it more difficult or impossible to meet the exception for us to be treated as a partnership for United States federal income tax purposes that is not taxable as a corporation (referred to as the "Qualifying Income Exception"), affect or cause us to change our business activities, affect the tax considerations of an investment in us, change the character or treatment of portions of our income and adversely affect an investment in our common units. For example, in response to certain recent developments, members of Congress are considering substantive changes to the definition of qualifying income under Internal Revenue Code Section 7704(d) and the treatment of certain types of income earned from profits interests in partnerships. It is possible that these efforts could result in changes to the existing United States tax laws that affect publicly traded partnerships, including us. We are unable to predict whether any of these changes, or other proposals will ultimately be enacted. Any such changes could negatively impact the value of an investment in our common units.

***The sale or exchange of 50% or more of our capital and profits interests during any twelve-month period will result in the termination of our partnership for federal income tax purposes.***

We will be considered to have terminated for federal income tax purposes if there is a sale or exchange of 50% or more of the total interests in our capital and profits within a twelve-month period. Our termination would, among other things, result in the closing of our taxable year for all unitholders, which would result in us filing two tax returns (and unitholders receiving two Schedule K-1's) for one fiscal year. For purposes of determining whether the 50% threshold is

met, multiple sales of the same units are counted only once. Our termination could also result in a deferral of depreciation deductions allowable in computing our taxable income. In the case of a unitholder reporting on a taxable year other than a fiscal year ending December 31, the closing of our taxable year may also result in more than twelve months of our taxable income or loss being includable in his taxable income for the year of termination. Our termination currently would not affect our classification as a partnership for federal income tax purposes, but instead, we would be treated as a new partnership for tax purposes. If treated as a new partnership, we must make new tax elections and could be subject to penalties if we are unable to determine that a termination occurred.

***We prorate our items of income, gain, loss, and deduction between transferors and transferees of our units each month based upon the ownership of our units on the first day of each month, instead of on the basis of the date a particular unit is transferred. The IRS may challenge this treatment, which could change the allocation of items of income, gain, loss and deduction among our unitholders.***

We prorate our items of income, gain, loss and deduction between transferors and transferees of our units each month based upon the ownership of our units on the first day of each month, instead of on the basis of the date a particular unit is transferred. The use of this proration method may not be permitted under existing Treasury regulations, and, accordingly, our counsel is unable to opine as to the validity of this method. If the IRS were to challenge this method or new Treasury regulations were issued, we may be required to change the allocation of items of income, gain, loss and deduction among our unitholders.

***A unitholder whose units are loaned to a “short seller” to cover a short sale of units may be considered as having disposed of those units. If so, he would no longer be treated for tax purposes as a partner with respect to those units during the period of the loan and may recognize gain or loss from the disposition.***

Because a unitholder whose units are loaned to a “short seller” to cover a short sale of units may be considered as having disposed of the loaned units, he may no longer be treated for tax purposes as a partner with respect to those units during the period of the loan to the short seller and the unitholder may recognize gain or loss from such disposition. Moreover, during the period of the loan to the short seller, any of our income, gain, loss or deduction with respect to those units may not be reportable by the unitholder and any cash distributions received by the unitholder as to those units could be fully taxable as ordinary income. Our counsel has not rendered an opinion regarding the treatment of a unitholder where common units are loaned to a short seller to cover a short sale of common units; therefore, unitholders desiring to assure their status as partners and avoid the risk of gain recognition from a loan to a short seller are urged to modify any applicable brokerage account agreements to prohibit their brokers from borrowing their units.

#### **Item 1B. Unresolved Staff Comments**

None.

#### **Item 2. Properties**

A description of our properties is contained in Item 1. Business.

We believe we have satisfactory title to our assets. Some of the easements, rights-of-way, permits, licenses or similar documents relating to the use of the properties that have been transferred to us in connection with our initial public offering and the assets we acquired in our acquisitions, required the consent of third parties, which in some cases is a governmental entity. We believe we have obtained sufficient third-party consents, permits and authorizations for the transfer of assets necessary for us to operate our business in all material respects. With respect to any third-party consents, permits or authorizations that have not been obtained, we believe the failure to obtain these consents, permits or authorizations will not have a material adverse effect on the operation of our business.

Title to our property may be subject to encumbrances, including liens in favor of our secured lender. We believe none of these encumbrances materially detract from the value of our properties or our interest in these properties, or materially interfere with their use in the operation of our business.

#### **Item 3. Legal Proceedings**

From time to time, we are subject to certain legal proceedings claims and disputes that arise in the ordinary course of our business. Although we cannot predict the outcomes of these legal proceedings, we do not believe these actions, in the aggregate, will have a material adverse impact on our financial position, results of operations or liquidity.



In addition to the foregoing, as a result of a routine inspection by the U.S. Coast Guard of our tug Martin Explorer at the Freeport Sulfur Dock Terminal in Tampa, Florida, we have been informed that an investigation has been commenced concerning a possible violation of the Act to Prevent Pollution from Ships, 33 USC 1901, et. seq., and the MARPOL Protocol 73/78. In connection with this matter, two of our employees were served with grand jury subpoenas during the fourth quarter of 2007. We are cooperating with the investigation and, as of the date of this report, no formal charges, fines and/or penalties have been asserted against us.

**Item 4. Reserved**

**PART II**

**Item 5. Market for Our Common Equity, Related Unitholder Matters and Issuer Purchases of Equity Securities**

Our common units are traded on the NASDAQ under the symbol "MMLP." As of March 2, 2010 there were approximately 24 holders of record and approximately 10,934 beneficial owners of our common units. In addition, as of that date there were 889,444 subordinated units representing limited partner interests outstanding. All of the subordinated units are held by Martin Resource Management through a subsidiary. There is no established public trading market for our subordinated units. The following table sets forth the high and low closing sale prices of our common units for the periods indicated, based on the daily composite listing of stock transactions for the NASDAQ and cash distributions declared per common and subordinated units during those periods:

**Fiscal 2009:**

<u>Quarters Ended</u>	<u>Common Units</u>		<u>Distributions Declared per Unit</u>	
	<u>High</u>	<u>Low</u>	<u>Common</u>	<u>Subordinated<sup>1</sup></u>
March 31, 2009	\$21.00	\$14.89	\$0.750	\$0.750
June 30, 2009	\$21.96	\$17.33	\$0.750	\$0.750
September 30, 2009	\$28.50	\$20.70	\$0.750	\$0.750
December 31, 2009	\$31.69	\$26.02	\$0.750	\$0.750

**Fiscal 2008:**

<u>Quarters Ended</u>	<u>Common Units</u>		<u>Distributions Declared per Unit</u>	
	<u>High</u>	<u>Low</u>	<u>Common</u>	<u>Subordinated<sup>1</sup></u>
March 31, 2008	\$37.20	\$30.50	\$0.720	\$0.720
June 30, 2008	\$36.24	\$31.50	\$0.740	\$0.740
September 30, 2008	\$32.76	\$19.23	\$0.750	\$0.750
December 31, 2008	\$26.99	\$13.60	\$0.750	\$0.750

<sup>1</sup> All of our original 4,253,362 subordinated units which were issued upon the formation of the Partnership and subsequently converted into common units on a one-for-one bases received distributions prior to their conversion. The 889,444 subordinated units issued in connection with the acquisition of the Cross assets will not receive cash distributions until February 2012, the first distribution paid after they automatically convert into common units in November 2011.

On March 3, 2010, the last reported sales price of our common units as reported on the NASDAQ was \$31.91 per unit.

On November 25, 2009, we closed a transaction with Martin Resource Management and Cross, in which we acquired certain specialty lubricants processing assets from Cross for total consideration of \$44.9 million. As consideration for the Contribution, we issued 804,721 of our common units and 889,444 subordinated units to Martin Resource Management at a price of \$27.96 and \$25.16 per limited partner unit, respectively. The common units will be entitled to receive distributions beginning in February 2010, while the subordinated units will have no distribution rights until the second anniversary of closing of the Contribution. At the end of such second anniversary, in November 2011, the subordinated units will automatically convert to common units, having the same distribution rights as existing common units. In connection with the Contribution, our general partner made a capital contribution of \$0.9 million to us in order to maintain its 2% general partner interest in us. The units were issued in reliance on the exemption from registration provided by Section 4(2) of the Securities Act of 1933, as amended (the "Securities Act"). We accounted for the Cross acquisition as a transfer of net assets between entities under common control. The Cross assets were recorded at \$33.0 million, which represents the amounts reflected in Martin Resource Management's historical consolidated financial statements. The difference between the purchase price and Martin Resource Management's carrying value of the combined net assets acquired and liabilities assumed was recorded as an adjustment to partners' capital.

On November 25, 2009, we closed a private equity sale with Martin Resource Management, under which Martin Resource Management invested \$20.0 million in cash in us in exchange for 714,285 of our common units. In connection with the Investment, our general partner made a capital contribution to us of \$0.4 million in order to maintain its 2% general partner interest in us. Proceeds from the Investment were used to repay borrowings under our credit facility. In issuing the common units, we relied on the exemption from registration provided by Section 4(2) of the Securities Act.

All of our original 4,253,362 outstanding subordinated units owned by Martin Resource Management and its subsidiaries, which were issued at the formation of the Partnership, converted into common units on a one-for-one basis following our quarterly cash distributions in November 2009. The subordinated units converted as follows: 850,674 on November 14, 2009 and 850,672 each on November 14, 2008, 2007, 2006 and 2005. The common units into which the subordinated units were converted were issued in reliance on Section 3(a)(9) of the Securities Act.

Within 45 days after the end of each quarter, we distribute all of our available cash, as defined in our partnership agreement, to unitholders of record on the applicable record date. Until our current subordinated units convert into common units in November 2011, the subordinated units will not have the right to receive distributions of available cash from operating surplus.

Our general partner has broad discretion to establish cash reserves that it determines are necessary or appropriate to properly conduct our business. These can include cash reserves for future capital and maintenance expenditures, reserves to stabilize distributions of cash to the unitholders and our general partner, reserves to reduce debt, or, as necessary, reserves to comply with the terms of any of our agreements or obligations. Our distributions are effectively made 98% to unitholders and 2% to our general partner, subject to the payment of incentive distributions to our general partner if certain target cash distribution levels to common unitholders are achieved. Distributions to our general partner increase to 15%, 25% and 50% based on incremental distribution thresholds as set forth in our partnership agreement.

Our ability to distribute available cash is contractually restricted by the terms of our credit facility. Our credit facility contains covenants requiring us to maintain certain financial ratios. We are prohibited from making any distributions to unitholders if the distribution would cause a default or an event of default, or a default or an event of default is existing, under our credit facility. Please read “Item 7. Management’s Discussion and Analysis of Financial Condition and Results of Operations — Liquidity and Capital Resources — Description of Our Credit Facility.”

## Item 6. Selected Financial Data

The following table sets forth selected financial data and other operating data of Martin Midstream Partners L.P. for the years ended December 31, 2009, 2008, 2007, 2006 and 2005 is derived from the audited consolidated financial statements of Martin Midstream Partners L.P.

The following selected financial data are qualified by reference to and should be read in conjunction with our Consolidated and Combined Financial Statements and Notes thereto and “Management’s Discussion and Analysis of Financial Condition and Results of Operations” included elsewhere in this document.

	<u>2009<sup>1</sup></u>	<u>2008<sup>1</sup></u>	<u>2007<sup>1</sup></u>	<u>2006</u>	<u>2005</u>
<b>Income Statement Data:</b>					
Revenues.....	\$ 662,385	\$ 1,246,444	\$ 804,327	\$ 576,384	\$ 438,443
Cost of product sold.....	457,259	1,013,526	618,689	459,170	351,820
Operating expenses.....	117,438	126,808	104,165	65,387	46,888
Selling, general, and administrative.....	19,775	19,062	13,918	10,977	8,133
Depreciation and amortization.....	<u>39,506</u>	<u>34,893</u>	<u>26,323</u>	<u>17,597</u>	<u>12,642</u>
Total costs and expenses.....	633,978	1,194,289	763,095	553,131	419,483
Other operating income.....	<u>6,013</u>	<u>209</u>	<u>703</u>	<u>3,356</u>	<u>—</u>
Operating income.....	34,420	52,364	41,935	26,609	18,960
Equity in earnings of unconsolidated entities.....	7,044	13,224	10,941	8,547	1,591
Interest expense.....	(18,995)	(21,433)	(15,125)	(12,466)	(6,909)
Debt prepayment premium.....	—	—	—	(1,160)	—
Other, net.....	<u>326</u>	<u>801</u>	<u>405</u>	<u>713</u>	<u>238</u>
Income before income taxes.....	22,795	44,956	38,156	22,243	13,880
Income taxes.....	<u>592</u>	<u>1,398</u>	<u>5,595</u>	<u>—</u>	<u>—</u>
Net income.....	<u>\$ 22,203</u>	<u>\$ 43,558</u>	<u>\$ 32,561</u>	<u>\$ 22,243</u>	<u>\$ 13,880</u>
Net income per limited partner unit.....	\$1.17	\$2.72	\$1.67	\$1.69	\$1.58
Weighted average limited partner units.....	14,680,807	14,529,826	14,018,799	12,602,000	8,583,634
<b>Balance Sheet Data (at Period End):</b>					
Total assets.....	\$ 685,939	\$ 706,322	\$ 656,604	\$ 457,461	\$ 389,044
Due to affiliates.....	13,810	23,085	17,119	10,474	3,492
Long-term debt.....	304,372	295,000	225,000	174,021	192,200
Partner’s capital (owner’s equity).....	264,951	246,379	246,765	198,525	95,565
<b>Cash Flow Data:</b>					
Net cash flow provided by (used in):					
Operating activities.....	47,592	86,340	61,209	39,317	32,334
Investing activities.....	(14,675)	(106,621)	(130,295)	(95,098)	(138,742)
Financing activities.....	(34,944)	24,151	69,896	52,991	109,689
<b>Other Financial Data:</b>					
Maintenance capital expenditures.....	7,601	17,998	11,955	12,391	5,100
Expansion capital expenditures.....	<u>28,572</u>	<u>89,435</u>	<u>109,474</u>	<u>78,267</u>	<u>74,110</u>
Total capital expenditures.....	<u>\$36,173</u>	<u>\$ 107,433</u>	<u>\$ 121,429</u>	<u>\$ 90,658</u>	<u>\$ 79,210</u>
Cash dividends per common unit (in dollars).....	<u>\$ 3.00</u>	<u>\$ 2.91</u>	<u>\$ 2.60</u>	<u>\$ 2.44</u>	<u>\$ 2.19</u>

<sup>1</sup> Financial information for 2007, 2008 and the period from January 1, 2009 through November 24, 2009 have been revised to include results attributable to the Cross assets. The acquisition of the Cross assets was considered a transfer of net assets between entities under common control. We are required to revise our historical financial statements to include the activities of the Cross assets as of the date of common control. Martin Resource Management acquired Cross in November 2006; however, the activity for the period Cross was owned by Martin Resource Management during 2006 was not considered significant to our consolidated financial statements and has been excluded from the 2006 consolidated financial statements. The acquisition of the Cross assets and increase in partners capital for the common and subordinated units issued in November 2009 are recorded at amounts based on the historical carrying value of the Cross assets at that date.

The following tables present our historical results of operations, the effect of including the results of the Cross assets which are included in our terminalling and storage segment and the revised total amounts included in our consolidated financial statements:

<b>Year Ended December 31, 2009</b>			
	<b>Historical Martin Midstream Partners LP</b>	<b>Cross Assets Results</b>	<b>Revised Total</b>
(Dollars in thousands, except per unit amounts)			
Revenues	\$ 633,776	\$ 28,609	\$ 662,385
Costs and expenses:			
Cost of products sold (excluding depreciation and amortization)	457,259	—	457,259
Operating expenses	98,677	18,761	117,438
Selling, general and administrative	18,090	1,685	19,775
Depreciation and amortization	35,143	4,363	39,506
Total costs and expenses	<u>609,169</u>	<u>24,809</u>	<u>633,978</u>
Other operating income	6,160	(147)	6,013
Operating income	<u>30,767</u>	<u>3,653</u>	<u>34,420</u>
Equity in earnings of unconsolidated entities	7,044	—	7,044
Interest expense	(18,124)	(871)	(18,995)
Other, net	303	23	326
Net income before taxes	19,990	2,805	22,795
Income tax benefit (expense)	549	(1,141)	(592)
Net income	<u>\$ 20,539</u>	<u>\$ 1,664</u>	<u>\$ 22,203</u>

<b>Year Ended December 31, 2008</b>			
	<b>Historical Martin Midstream Partners LP</b>	<b>Cross Assets Results</b>	<b>Revised Total</b>
(Dollars in thousands, except per unit amounts)			
Revenues	\$ 1,213,958	\$ 32,486	\$ 1,246,444
Costs and expenses:			
Cost of products sold (excluding depreciation and amortization)	1,013,526	—	1,013,526
Operating expenses	102,894	23,914	126,808
Selling, general and administrative	16,939	2,123	19,062
Depreciation and amortization	31,218	3,675	34,893
Total costs and expenses	<u>1,164,576</u>	<u>29,712</u>	<u>1,194,289</u>
Other operating income	209	—	209
Operating income	<u>49,591</u>	<u>2,773</u>	<u>52,364</u>
Equity in earnings of unconsolidated entities	13,224	—	13,224
Interest expense	(19,777)	(1,656)	(21,433)
Other, net	483	318	801
Net income before taxes	43,521	1,435	44,956
Income tax benefit (expense)	(711)	(687)	(1,398)
Net income	<u>\$ 42,810</u>	<u>\$ 748</u>	<u>\$ 43,558</u>

<b>Year Ended December 31, 2007</b>			
	<b>Historical Martin Midstream Partners LP</b>	<b>Cross Assets Results</b>	<b>Revised Total</b>
(Dollars in thousands, except per unit amounts)			
Revenues	\$ 765,822	\$ 38,505	\$ 804,327
Costs and expenses:			
Cost of products sold (excluding depreciation and amortization)	618,689	—	618,689
Operating expenses	83,533	20,632	104,165
Selling, general and administrative	11,985	1,933	13,918
Depreciation and amortization	23,442	2,881	26,323
Total costs and expenses	<u>737,649</u>	<u>25,446</u>	<u>763,095</u>
Other operating income	703	—	703
Operating income	<u>28,876</u>	<u>13,059</u>	<u>41,935</u>
Equity in earnings of unconsolidated entities	10,941	—	10,941
Interest expense	(14,533)	(592)	(15,125)
Other, net	299	106	405
Net income before taxes	25,583	12,573	38,156
Income tax benefit (expense)	(644)	(4,951)	(5,595)
Net income	<u>\$ 24,939</u>	<u>\$ 7,622</u>	<u>\$ 32,561</u>

## **Item 7. Management’s Discussion and Analysis of Financial Condition and Results of Operations**

References in this annual report to “we,” “ours,” “us” or like terms when used in a historical context refer to the assets and operations of Martin Resource Management’s business contributed to us in connection with our initial public offering on November 6, 2002. References in this annual report to “Martin Resource Management” refers to Martin Resource Management Corporation and its subsidiaries, unless the context otherwise requires. You should read the following discussion of our financial condition and results of operations in conjunction with the consolidated financial statements and the notes thereto included elsewhere in this annual report. For more detailed information regarding the basis for presentation for the following information, you should read the notes to the consolidated financial statements included elsewhere in this annual report.

### **Forward-Looking Statements**

This annual report on Form 10-K includes “forward-looking statements” within the meaning of Section 27A of the Securities Act of 1933, as amended, and Section 21E of the Securities Exchange Act of 1934, as amended. Statements included in this annual report that are not historical facts (including any statements concerning plans and objectives of management for future operations or economic performance, or assumptions or forecasts related thereto), are forward-looking statements. These statements can be identified by the use of forward-looking terminology including “forecast,” “may,” “believe,” “will,” “expect,” “anticipate,” “estimate,” “continue” or other similar words. These statements discuss future expectations, contain projections of results of operations or of financial condition or state other “forward-looking” information. We and our representatives may from time to time make other oral or written statements that are also forward-looking statements.

These forward-looking statements are made based upon management’s current plans, expectations, estimates, assumptions and beliefs concerning future events impacting us and therefore involve a number of risks and uncertainties. We caution that forward-looking statements are not guarantees and that actual results could differ materially from those expressed or implied in the forward-looking statements.

Because these forward-looking statements involve risks and uncertainties, actual results could differ materially from those expressed or implied by these forward-looking statements for a number of important reasons, including those discussed above in “Item 1A. Risk Factors – Risks Related to our Business”.

### **Overview**

We are a publicly traded limited partnership with a diverse set of operations focused primarily in the United States Gulf Coast region. Our four primary business lines include:

- Terminalling and storage services for petroleum and by-products;
- Natural gas services;
- Sulfur and sulfur-based products gathering, processing, marketing, manufacturing and distribution; and
- Marine transportation services for petroleum products and by-products.

The petroleum products and by-products we gather, process, transport, store and market are produced primarily by major and independent oil and gas companies who often turn to third parties, such as us, for the transportation and disposition of these products. In addition to these major and independent oil and gas companies, our primary customers include independent refiners, large chemical companies, fertilizer manufacturers and other wholesale purchasers of these products. We generate the majority of our cash flow from fee-based contracts with these customers. Our location in the Gulf Coast region of the United States provides us strategic access to a major hub for petroleum refining, natural gas gathering and processing and support services for the exploration and production industry.

We were formed in 2002 by Martin Resource Management, a privately-held company whose initial predecessor was incorporated in 1951 as a supplier of products and services to drilling rig contractors. Since then, Martin Resource Management has expanded its operations through acquisitions and internal expansion initiatives as its management identified and capitalized on the needs of producers and purchasers of hydrocarbon products and by-products and other bulk liquids. As of March 4, 2010, Martin Resource Management owns an approximate 40.0% limited partnership interest in us. Furthermore, it owns and controls our general partner, which owns a 2.0% general partner interest and incentive distribution rights in us.

The historical operation of our business segments by Martin Resource Management provides us with several decades of experience and a demonstrated track record of customer service across our operations. Our current lines of business have been developed and systematically integrated over this period of more than 50 years, including natural gas services (1950s); sulfur (1960s); marine transportation (late 1980s) and terminalling and storage (early 1990s). This development of a diversified and integrated set of assets and operations has produced a complementary portfolio of midstream services that facilitates the maintenance of long-term customer relationships and encourages the development of new customer relationships.

## **2009 Developments and Subsequent Events**

Global financial markets and economic conditions have been, and continue to be, disrupted and volatile. Numerous events have restricted current liquidity in the capital markets throughout the United States and around the world. The ability to raise money in the debt and equity markets has diminished and, if available, the cost of funds has increased. One of the features driving investments in master limited partnerships, including us, over the past few years has been the distribution growth offered by master limited partnerships due to liquidity in the financial markets for capital investments to grow distributable cash flow through development projects and acquisitions. Growth opportunities have been and are expected to continue to be constrained by the lack of liquidity in the financial markets.

Conditions in our industry continued to be challenging in 2009. For example:

- Market prices of oil, natural gas, NGLs, and sulfur remained below the market prices realized throughout most of 2008.
- The decline in drilling activity by gas producers in our areas of operations that began during the fourth quarter of 2008 as a result of the global economic crisis has continued. Several gas producers in our areas of operation substantially reduced drilling activity during 2009 as compared to their drilling levels during 2008.
- The decline in the demand for marine transportation services based on decreased refinery production resulting in an oversupply of equipment.
- A modest shift in marine transportation contracts from term contracts to spot contracts.

Despite the weaker commodity price environment and reduced drilling activity, we are positioning ourselves to benefit from a recovering economy. In particular:

- We adjusted our business strategy for 2009 to focus on maximizing our liquidity, maintaining a stable asset base and improving the profitability of our assets by increasing their utilization while controlling costs. We also reduced our capital expenditures.
- We continue to evaluate opportunities to enter into commodity hedging transactions to further reduce our commodity price risk.
- We completed the disposition of certain non-strategic assets including the April 2009 sale of the Mont Belvieu Railcar Unloading Facility for \$19.6 million, and we may consider marketing certain other non-strategic assets in the future.
- We extended the maturity date of our existing credit facility and increased the aggregate commitments of the lenders thereunder through an amendment in order to have sufficient liquidity to fund our growth programs, while continuing the present distribution rate to our unitholders. The current economic crisis and the existing litigation at Martin Resource Management created a challenging operating environment for us to maintain our liquidity and operating cash flows at levels consistent with the recent past while maintaining the present distribution rate to our unitholders.
- We acquired certain assets of a subsidiary of Martin Resource Management in exchange for the issuance of new common and subordinated units to maintain appropriate financial ratios satisfactory to our lenders. See “Recent Acquisitions – Acquisition of Cross Assets”.

## ***Recent Acquisitions***

*Acquisition of Cross Assets.* On November 25, 2009, we closed a transaction with Martin Resource Management and Cross Refining & Marketing, Inc. (“Cross”), a wholly owned subsidiary of Martin Resource Management, in which we acquired certain specialty lubricants processing assets (“Assets”) from Cross for total consideration of \$44.9 million (the “Contribution”). As consideration for the Contribution, we issued 804,721 of our common units and 889,444 subordinated units to Martin Resource Management at a price of \$27.96 and \$25.16 per limited partner unit, respectively. The common units will be entitled to receive distributions beginning in February 2010, while the subordinated units will have no distribution rights until the second anniversary of closing of the Contribution. At the end of such second anniversary, the subordinated units will automatically convert to common units, having the same distribution rights as existing common units. In connection with the Contribution, our general partner made a capital contribution of \$0.9 million to us in order to maintain its 2% general partner interest in us.

In connection with the closing of the Contribution, we and Martin Resource Management entered into a long-term, fee for services-based Tolling Agreement whereby Martin Resource Management agreed to pay us for the processing of its crude oil into finished products, including naphthenic lubricants, distillates, asphalt and other intermediate cuts. Under the Tolling Agreement, Martin Resource Management has generally agreed to refine a minimum of 6,500 barrels per day of crude oil at the refinery at a price of \$4.00 per barrel. Any additional barrels will be refined at a price of \$4.28 per barrel. In addition, Martin Resource Management has agreed to pay a monthly reservation fee of \$1.3 million and a periodic fuel surcharge fee based on certain parameters specified in the Tolling Agreement. All of these fees (other than the fuel surcharge) are subject to escalation annually based upon the greater of 3% or the increase in the Consumer Price Index for a specified annual period. In addition, every three years, the parties can negotiate an upward or downward adjustment in the fees subject to their mutual agreement. The Tolling Agreement has a 12 year term, subject to certain termination rights specified therein. Martin Resource Management will continue to market and distribute all finished products under the Cross brand name. In addition, Martin Resource Management will continue to own and operate the Cross packaging business.

The acquisition of the Cross assets was considered a transfer of net assets between entities under common control. Accordingly, we are required to revise our financial statements to include activities of the Cross assets as of the date of common control. Our historical financial statements have been recast to reflect the results attributable to the Cross assets as if we owned the Cross assets for all periods presented.

*Acquisition of the East Harrison Pipeline System.* In December 2009, we acquired, through Prism Gas, from Woodward Partners, Ltd. 6.45 miles of gathering pipeline referred to as the East Harrison Pipeline System for approximately \$0.3 million. The system currently transports approximately 500 Mcfd of natural gas under various transport contracts which provide for a minimum monthly fee.

## ***Other Developments***

*Fourth Amendment to Credit Agreement.* On December 21, 2009, we entered into a Fourth Amendment (the “Fourth Amendment”) to the Second Amended and Restated Credit Agreement (the “Credit Agreement”), among Martin Operating Partnership L.P., a wholly-owned subsidiary of ours (the “Operating Partnership”), as borrower, the Partnership and certain of our subsidiaries, as guarantors, the financial institutions parties thereto, as lenders, Royal Bank of Canada, as administrative agent and collateral agent, and the various other agents and parties thereto. The Fourth Amendment modified our existing Credit Agreement to, among other things, (1) increase the total commitments of the lenders thereunder from \$325.0 million to approximately \$335.7 million, (2) provide that the term loans thereunder will automatically convert to revolving loans on November 10, 2010, such that after giving effect to such conversion the aggregate revolving loan commitments will be approximately \$335.7 million, (3) extend the maturity date of amounts outstanding under the Credit Agreement from November 10, 2010 to November 9, 2012, (4) increase the applicable interest rate margin and fees payable to the lenders under the Credit Agreement, (5) amend the financial covenants and certain other covenants under the Credit Agreement, (6) include procedures for additional financial institutions to become revolving lenders, or for any existing revolving lender to increase its revolving commitment, subject to a maximum of \$375.0 million for all term loan and revolving loan commitments under the Credit Agreement, (7) eliminate the requirement that we make annual prepayments of the term loans outstanding under the Credit Agreement with excess cash flow, (8) eliminate the swing line facility under the Credit Agreement and (9) limit asset dispositions to \$25 million per fiscal year.

*Conversion of Subordinated Units Issued at Formation of Partnership.* On November 14, 2009, all of our remaining 850,674 outstanding subordinated units issued at the formation of the partnership and owned by Martin Resource Management through a subsidiary converted into common units on a one-for-one basis following our quarterly cash distribution on such date. All of the 4,253,362 original subordinated units issued to Martin Resource Management have been converted into common units on a one-for-one basis since the formation of the Partnership.



*Investment by Martin Resource Management.* On November 25, 2009, we closed a private equity sale with Martin Resource Management, under which Martin Resource Management invested \$20.0 million in cash in the Partnership in exchange for 714,285 of our common units (the "Investment"). In connection with the Investment, our general partner made a capital contribution to us of \$0.4 million in order to maintain its 2% general partner interest in us. Proceeds from the Investment were used to repay borrowings under our credit facility.

### ***Subsequent Events***

*Fifth Amendment to Credit Agreement.* On January 14, 2010, we entered into a Fifth Amendment (the "Fifth Amendment") to the Credit Agreement. The Fifth Amendment modified the Credit Agreement to, among other things, (1) permit us to invest up to \$25 million in our joint ventures and (2) limit our ability to make capital expenditures.

*Increase Joinder.* On February 25, 2010, we entered into a Commitment Increase and Joinder Agreement (the "Increase Joinder") with respect to the Credit Agreement. The Increase Joinder increased the maximum amount of borrowings and letters of credit under our credit facility from approximately \$335.7 million to \$350.0 million.

*Acquisition by Waskom of the Harrison Pipeline System.* On January 15, 2010, the Partnership, through Prism Gas, as 50% owner and the operator of Waskom Gas Processing Company ("WGPC"), through WGPC's wholly owned subsidiaries Waskom Midstream LLC and Olin Gathering LLC, acquired from Crosstex North Texas Gathering, L.P., a 100% interest in approximately 62 miles of gathering pipeline, two 35 MMcfd dew point control plants and equipment referred to as the Harrison Pipeline System. The Partnership's share of the acquisition cost is approximately \$20.0 million.

*Quarterly Distribution.* On January 21, 2010, we declared a quarterly cash distribution of \$0.75 per common unit for the fourth quarter of 2009, or \$3.00 per common unit on an annualized basis, to be paid on February 12, 2010 to unitholders of record as of February 5, 2010, reflecting no change over the quarterly distribution paid in respect to the third quarter of 2009.

*Public Offering.* In February 2010, we completed a public offering of 1,650,000 common units, resulting in net proceeds of \$50.6 million, after payment of underwriters' discounts, commissions and offering expenses. Our general partner contributed \$1.1 million in cash to us in conjunction with the issuance in order to maintain its 2% general partner interest in us. The net proceeds were used to pay down revolving debt under our credit facility.

### **Critical Accounting Policies**

Our discussion and analysis of our financial condition and results of operations are based on the historical consolidated and condensed financial statements included elsewhere herein. We prepared these financial statements in conformity with generally accepted accounting principles. The preparation of these financial statements required us to make estimates and assumptions that affect the reported amounts of assets and liabilities at the dates of the financial statements and the reported amounts of revenues and expenses during the reporting periods. We based our estimates on historical experience and on various other assumptions we believe to be reasonable under the circumstances. Our results may differ from these estimates. Currently, we believe that our accounting policies do not require us to make estimates using assumptions about matters that are highly uncertain. However, we have described below the critical accounting policies that we believe could impact our consolidated and condensed financial statements most significantly.

You should also read Note 2, "Significant Accounting Policies" in Notes to Consolidated Financial Statements contained in this annual report on Form 10-K. Some of the more significant estimates in these financial statements include the amount of the allowance for doubtful accounts receivable and the determination of the fair value of our reporting units as it relates to our annual goodwill evaluation.

### ***Derivatives***

All derivatives and hedging instruments are included on the balance sheet as an asset or liability measured at fair value and changes in fair value are recognized currently in earnings unless specific hedge accounting criteria are met. If a derivative qualifies for hedge accounting, changes in the fair value can be offset against the change in the fair value of the hedged item through earnings or recognized in other comprehensive income until such time as the hedged item is recognized in earnings. Our hedging policy allows us to use hedge accounting for financial transactions that are designated as hedges. Derivative instruments not designated as hedges or hedges that become ineffective are being marked to market with all market value adjustments being recorded in the consolidated statements of operations. As of December 31, 2009, we have designated a portion of our derivative instruments as qualifying cash flow hedges. Fair value changes for these hedges have been recorded in other comprehensive income as a component of partners' capital.

### ***Product Exchanges***

We enter into product exchange agreements with third parties whereby we agree to exchange natural gas liquids (“NGLs”) and sulfur with third parties. We record the balance of exchange products due to other companies under these agreements at quoted market product prices and the balance of exchange products due from other companies at the lower of cost or market. Cost is determined using the first-in, first-out method.

### ***Revenue Recognition***

Revenue for our four operating segments is recognized as follows:

*Terminalling and storage* – Revenue is recognized for storage contracts based on the contracted monthly tank fixed fee. For throughput contracts, revenue is recognized based on the volume moved through our terminals at the contracted rate. For our tolling agreement, revenue is recognized based on the contracted monthly reservation fee and throughput volumes moved through the facility. When lubricants and drilling fluids are sold by truck, revenue is recognized upon delivering product to the customers as title to the product transfers when the customer physically receives the product.

*Natural gas services* – Natural gas gathering and processing revenues are recognized when title passes or service is performed. NGL distribution revenue is recognized when product is delivered by truck to our NGL customers, which occurs when the customer physically receives the product. When product is sold in storage, or by pipeline, we recognize NGL distribution revenue when the customer receives the product from either the storage facility or pipeline.

*Sulfur services* – Revenue is recognized when the customer takes title to the product at our plant or the customer facility.

*Marine transportation* – Revenue is recognized for contracted trips upon completion of the particular trip. For time charters, revenue is recognized based on a per day rate.

### ***Equity Method Investments***

We use the equity method of accounting for investments in unconsolidated entities where the ability to exercise significant influence over such entities exists. Investments in unconsolidated entities consist of capital contributions and advances plus our share of accumulated earnings as of the entities’ latest fiscal year-ends, less capital withdrawals and distributions. Investments in excess of the underlying net assets of equity method investees, specifically identifiable to property, plant and equipment, are amortized over the useful life of the related assets. Excess investment representing equity method goodwill is not amortized but is evaluated for impairment, annually. This goodwill is not subject to amortization and is accounted for as a component of the investment. Equity method investments are subject to impairment evaluation. No portion of the net income from these entities is included in our operating income.

We own an unconsolidated 50% of the ownership interests in Waskom Gas Processing Company (“Waskom”), Matagorda Offshore Gathering System (“Matagorda”), Panther Interstate Pipeline Energy LLC (“PIPE”) and a 20% ownership interest in a partnership which owns the lease rights to Bosque County Pipeline (“BCP”). Each of these interests is accounted for under the equity method of accounting.

### ***Goodwill***

Goodwill is subject to a fair-value based impairment test on an annual basis. We are required to identify our reporting units and determine the carrying value of each reporting unit by assigning the assets and liabilities, including the existing goodwill and intangible assets. We are required to determine the fair value of each reporting unit and compare it to the carrying amount of the reporting unit. To the extent the carrying amount of a reporting unit exceeds the fair value of the reporting unit, we would be required to perform the second step of the impairment test, as this is an indication that the reporting unit goodwill may be impaired.

All four of our “reporting units”, terminalling and storage, marine transportation, natural gas services and sulfur services, contain goodwill.

We have performed the annual impairment tests as of September 30, 2009, September 30, 2008, and September 30, 2007, and we have determined fair value in each reporting unit based on the weighted average of three valuation techniques: (i) the discounted cash flow method, (ii) the guideline public company method, and (iii) the guideline transaction method. At September 30, 2009, 2008 and 2007 the estimated fair value of each of our four reporting units was in excess of its carrying value resulting in no impairment.

As a result of the deterioration in the overall stock market subsequent to September 30, 2008 and the decline in our unit price, we reviewed specific factors, as outlined in under certain provisions of ASC 350-20, to determine if we had a triggering event that required us to test our goodwill for impairment as of December 31, 2008. These factors included whether there have been any significant fundamental changes since our annual impairment test to (i) our business as a whole or to the reporting units, including regulatory changes, (ii) our level of operating cash flows, (iii) our expectation of future levels of operating cash flows, (iv) our executive management team and (v) the carrying value of our other long-lived assets. While these factors did not indicate a triggering event occurred, our unit price fell to a point by December 31, 2008, that resulted in our total market capitalization being less than our partner's equity. We determined this to be a triggering event requiring us to perform an impairment test as of December 31, 2008. As a result of our goodwill impairment test for each of the four reporting units as of December 31, 2008, no impairment was determined to exist.

No such triggering events occurred that would cause us to perform an impairment test at December 31, 2009.

Significant changes in these estimates and assumptions could materially affect the determination of fair value for each reporting unit which could give rise to future impairment. Changes to these estimates and assumptions can include, but may not be limited to, varying commodity prices, volume changes and operating costs due to market conditions and/or alternative providers of services.

#### ***Environmental Liabilities and Litigation***

We have not historically experienced circumstances requiring us to account for environmental remediation obligations. If such circumstances arise, we would estimate remediation obligations utilizing a remediation feasibility study and any other related environmental studies that we may elect to perform. We would record changes to our estimated environmental liability as circumstances change or events occur, such as the issuance of revised orders by governmental bodies or court or other judicial orders and our evaluation of the likelihood and amount of the related eventual liability.

Because the outcomes of both contingent liabilities and litigation are difficult to predict, when accounting for these situations, significant management judgment is required. Amounts paid for contingent liabilities and litigation have not had a materially adverse effect on our operations or financial condition and we do not anticipate they will in the future.

#### ***Allowance for Doubtful Accounts***

In evaluating the collectability of our accounts receivable, we assess a number of factors, including a specific customer's ability to meet its financial obligations to us, the length of time the receivable has been past due and historical collection experience. Based on these assessments, we record specific and general reserves for bad debts to reduce the related receivables to the amount we ultimately expect to collect from customers.

Our management closely monitors potentially uncollectible accounts. Estimates of uncollectible amounts are revised each period, and changes are recorded in the period they become known. If there is a deterioration of a major customer's creditworthiness or actual defaults are higher than the historical experience, management's estimates of the recoverability of amounts due us could potentially be adversely affected. These charges have not had a materially adverse effect on our operations or financial condition.

#### ***Asset Retirement Obligation***

We recognize and measure our asset and conditional asset retirement obligations and the associated asset retirement cost upon acquisition of the related asset and based upon the estimate of the cost to settle the obligation at its anticipated future date. The obligation is accreted to its estimated future value and the asset retirement cost is depreciated over the estimated life of the asset.

Estimates of future asset retirement obligations include significant management judgment and are based on projected future retirement costs. Such costs could differ significantly when they are incurred. Revisions to estimated asset retirement obligations can result from changes in retirement cost estimates due to surface repair, and labor and material costs, revisions to estimated inflation rates and changes in the estimated timing of abandonment. For example, the Company does not have access to natural gas reserves information related to our gathering systems to estimate when abandonment will occur.

### Our Relationship with Martin Resource Management

Martin Resource Management directs our business operations through its ownership and control of our general partner and under an omnibus agreement. In addition to the direct expenses, under the omnibus agreement, we are required to reimburse Martin Resource Management for indirect general and administrative and corporate overhead expenses. The amount of this reimbursement was capped at \$2.0 million through November 1, 2007, when the cap expired. For the years ended December 31, 2009, 2008 and 2007, the Conflicts Committee of our general partner approved reimbursement amounts of \$3.5, \$2.9 and \$1.5 million, respectively, reflecting our allocable share of such expenses. The Conflicts Committee will review and approve future adjustments in the reimbursement amount for indirect expenses, if any, annually.

We are required to reimburse Martin Resource Management for all direct expenses it incurs or payments it makes on our behalf or in connection with the operation of our business. Martin Resource Management also licenses certain of its trademarks and trade names to us under this omnibus agreement.

We are both an important supplier to and customer of Martin Resource Management. Among other things, we sell sulfuric acid and provide marine transportation and terminalling and storage services to Martin Resource Management. We purchase land transportation services, underground storage services, sulfuric acid and marine fuel from Martin Resource Management. All of these services and goods are purchased and sold pursuant to the terms of a number of agreements between us and Martin Resource Management.

For a more comprehensive discussion concerning the omnibus agreement and the other agreements that we have entered into with Martin Resource Management, please see “Item 13. Certain Relationships and Related Transactions, and Director Independence – Agreements.”

### Results of Operations

The results of operations for the twelve months ended December 31, 2009, 2008 and 2007 have been derived from our consolidated financial statements.

We evaluate segment performance on the basis of operating income, which is derived by subtracting cost of products sold, operating expenses, selling, general and administrative expenses, and depreciation and amortization expense from revenues. The following table sets forth our operating revenues and operating income by segment for the twelve months ended December 31, 2009, 2008 and 2007.

	<u>Operating Revenues</u>	<u>Revenues Intersegment Eliminations</u>	<u>Operating Revenues after Intersegment Eliminations</u>	<u>Operating Income (loss)</u>	<u>Operating Income Intersegment Eliminations</u>	<u>Operating Income (loss) after Intersegment Eliminations</u>
	(In thousands)					
<b>Year ended December 31, 2009:</b>						
Terminalling and storage .....	\$ 109,513	\$ (4,219)	\$ 105,294	\$ 20,231	\$ (2,332)	\$ 17,899
Natural gas services .....	408,989	(7)	408,982	4,880	786	5,666
Sulfur services.....	79,631	(2)	79,629	9,575	4,201	13,776
Marine transportation.....	72,103	(3,623)	68,480	5,811	(2,655)	3,156
Indirect selling, general and administrative	—	—	—	(6,077)	—	(6,077)
Total.....	<u>\$ 670,236</u>	<u>\$ (7,851)</u>	<u>\$ 662,385</u>	<u>\$ 34,420</u>	<u>\$ —</u>	<u>\$ 34,420</u>
<b>Year ended December 31, 2008:</b>						
Terminalling and storage .....	\$ 122,960	\$ (4,189)	\$ 118,771	\$ 15,034	\$ (3,635)	\$ 11,399
Natural gas services .....	679,375	—	679,375	2,780	945	3,725
Sulfur services.....	372,987	(1,038)	371,949	31,956	5,224	37,180
Marine transportation.....	80,059	(3,710)	76,349	8,104	(2,534)	5,570
Indirect selling, general and administrative	—	—	—	(5,510)	—	(5,510)
Total.....	<u>\$1,255,381</u>	<u>\$ (8,937)</u>	<u>\$1,246,444</u>	<u>\$ 52,364</u>	<u>\$ —</u>	<u>\$ 52,364</u>

	<u>Operating Revenues</u>	<u>Revenues Intersegment Eliminations</u>	<u>Operating Revenues after Eliminations</u>	<u>Operating Income (loss)</u>	<u>Operating Income Intersegment Eliminations</u>	<u>Operating Income (loss) after Eliminations</u>
<b>Year ended December 31, 2007:</b>						
Terminalling and storage .....	\$ 98,295	\$ (865)	\$ 97,430	\$ 23,804	\$ (472)	\$ 23,332
Natural gas services .....	515,992	—	515,992	4,159	333	4,492
Sulfur services.....	131,602	(276)	131,326	9,222	3,818	13,040
Marine transportation.....	63,533	(3,954)	59,579	7,949	(3,679)	4,270
Indirect selling, general and administrative	=	=	=	(3,199)	=	(3,199)
Total.....	<u>\$ 809,422</u>	<u>\$ (5,095)</u>	<u>\$ 804,327</u>	<u>\$ 41,935</u>	<u>\$ —</u>	<u>\$ 41,935</u>

Our results of operations are discussed on a comparative basis below. There are certain items of income and expense which we do not allocate on a segment basis. These items, including equity in earnings (loss) of unconsolidated entities, interest expense, and indirect selling, general and administrative expenses, are discussed after the comparative discussion of our results within each segment.

The acquisition of the Cross assets was considered a transfer of net assets between entities under common control. Accordingly, we are required to revise our financial statements to include activities of the Cross assets as of the date of common control. Our historical financial statements have been recast to reflect the results attributable to the Cross assets as if we owned the Cross assets for all periods presented.

#### **Year Ended December 31, 2009 Compared to the Year Ended December 31, 2008**

Our total revenues before eliminations were \$670.2 million for the year ended December 31, 2009 compared to \$1,255.4 million for the year ended December 31, 2008, a decrease of \$585.2 million, or 47%. Our operating income before eliminations was \$34.4 million for the year ended December 31, 2009 compared to \$52.4 million for the year ended December 31, 2008, a decrease of \$18.0 million, or 34%.

The results of operations are described in greater detail on a segment basis below.

#### ***Terminalling and Storage Segment***

The following table summarizes our results of operations in our terminalling and storage segment.

	<b>Years Ended December 31,</b>	
	<b>2009</b>	<b>2008</b>
	(In thousands)	
Revenues:		
Services.....	\$ 73,885	\$ 72,604
Products .....	<u>35,628</u>	<u>50,356</u>
Total Revenues .....	109,513	122,960
Cost of products sold .....	31,331	42,721
Operating expenses .....	45,783	50,001
Selling, general and administrative expenses.....	1,955	2,243
Depreciation and amortization .....	<u>15,717</u>	<u>12,947</u>
	<u>14,727</u>	<u>15,048</u>
Other operating income (loss).....	<u>5,504</u>	<u>(14)</u>
Operating income .....	<u>\$ 20,231</u>	<u>\$ 15,034</u>

*Revenues.* Our terminalling and storage revenues decreased \$13.4 million, or 11%, for the year ended December 31, 2009 compared to the year ended December 31, 2008. Service revenue accounted for a \$1.3 million increase offset by a \$14.7 million decrease in lubricant product sales. The service revenue increase was primarily a result of new agreements entered into in 2008 and 2009, including a new lubricant terminalling fee of \$5.3 million. This service revenue increase was offset by decreased activity at our terminals of \$2.4 million, decreased revenues from the Cross assets of \$1.2 million, and lost revenues due to the sale of our Mont Belvieu terminal of \$0.4 million. Of the \$14.7 million lubricant product sales decrease, \$12.6 million was due to

the sale of our traditional lubricants business, including inventory, to Martin Resource Management in April 2009 in return for a service fee for lubricant volumes moved through our terminals. The remaining \$2.1 million decrease is due to a 13% decrease in average selling price offset by a 7% increase in sales volumes at our Mega Lubricant facility.

*Cost of products sold.* Our cost of products sold decreased \$11.4 million, or 27% for the year ended December 31, 2009 compared to the year ended December 31, 2008. This decrease was primarily due to the sale of our traditional lubricants business, including inventory to Martin Resource Management in April 2009 in return for a service fee for lubricant volumes moved through our terminals.

*Operating expenses.* Operating expenses decreased \$4.2 million, or 8%, for the year ended December 31, 2009 compared to the year ended December 31, 2008. This decrease was a result of a \$3.2 million decrease from the Cross assets, a \$1.1 million decreases in hurricane expenses that were recorded in 2008, and a decrease in utility cost of \$0.5 million. These decreases were offset by an increase in salaries and burden of \$0.3 million and product hauling costs of \$0.3 million.

*Selling, general and administrative expenses.* Selling, general & administrative expenses decreased \$0.3 million, or 13% for the year ended December 31, 2009 compared to the year ended December 31, 2008. This decrease was primarily due to the Cross assets.

*Depreciation and amortization.* Depreciation and amortization increased \$2.8 million, or 21%, for the year ended December 31, 2009 compared to the year ended December 31, 2008. This increase was primarily a result of our recent acquisitions and capital expenditures.

*Other operating income (loss).* Other operating income for the year ended December 31, 2009 consisted primarily of a gain on the sale of our Mont Belvieu terminal on April 30, 2009.

In summary, terminalling and storage operating income increased \$5.2 million, or 35%, for the years ended December 31, 2009 and 2008.

### ***Natural Gas Services Segment***

The following table summarizes our results of operations in our natural gas services segment.

	<b>Years Ended December 31,</b>	
	<b>2009</b>	<b>2008</b>
	<b>(In thousands)</b>	
Revenues:		
NGLs.....	\$384,124	\$615,966
Natural gas .....	20,334	59,346
Non-cash mark to market and impairment adjustments of commodity derivatives.....	(2,490)	4,930
Gain (loss) on cash settlements of commodity derivatives .....	3,273	(3,932)
Other operating fees .....	<u>3,748</u>	<u>3,065</u>
Total revenues.....	408,989	679,375
Cost of products sold:		
NGLs .....	364,350	599,835
Natural gas .....	<u>19,261</u>	<u>58,771</u>
Total cost of products sold.....	383,611	658,606
Operating expenses.....	8,627	8,633
Selling, general and administrative expenses.....	7,332	5,292
Depreciation and amortization.....	<u>4,527</u>	<u>4,067</u>
	<u>4,892</u>	<u>2,777</u>
Other operating income .....	(12)	3
Operating income .....	<u>\$ 4,880</u>	<u>\$ 2,780</u>
NGLs Volumes (Bbls) .....	<u>9,880</u>	<u>8,794</u>
Natural Gas Volumes (Mmbtu) .....	<u>6,155</u>	<u>7,267</u>
*Information above does not include activities relating to Waskom, PIPE, Matagorda and BCP investments		
Equity in Earnings of Unconsolidated Entities .....	<u>\$ 7,044</u>	<u>\$ 13,224</u>

Waskom:		
Plant Inlet Volumes (MMcfd) .....	<u>243</u>	<u>257</u>
Frac Volumes (Bbls/d) .....	<u>10,034</u>	<u>10,542</u>

*Revenues.* Our natural gas services revenues decreased \$270.4 million, or 40% for the year ended December 31, 2009 compared to the year ended December 31, 2008 primarily due to lower commodity prices.

For the year ended December 31, 2009, NGL revenues decreased \$231.8 million, or 38% and natural gas revenues decreased \$39.0 million, or 66%. During 2009, our NGL average sales price per barrel decreased \$31.17 or 45% and our natural gas average sales price per Mmbtu decreased \$4.86, or 60% compared to the same period in 2008. NGL sales volumes for the year increased 12% and natural gas volumes decreased 15% compared to the same period of 2008. The increase in NGL volumes is primarily due to increased industrial demand experienced during 2009 and the decrease in natural gas volumes is primarily due to the Waskom plant shutdown in second quarter 2009 and operational issues on various producer's gathering lines in fourth quarter 2009.

Our natural gas services segment utilizes derivative instruments to manage the risk of fluctuations in market prices for its anticipated sales of natural gas, condensate and NGLs. This activity is referred to as price risk management. For the year ended December 31, 2009, 54% of our total natural gas volumes and 35% of our total NGL volumes were hedged as compared to 58% and 33%, respectively in 2008. The impact of price risk management and marketing activities increased total natural gas and NGL revenues \$0.8 million for 2009 compared to an increase of \$1.0 million in the same period of 2008.

*Costs of product sold.* Our cost of products decreased \$275.0 million, or 42%, for the year ended December 31, 2009 compared to the same period in 2008. Of the decrease, \$235.5 million relates to NGLs and \$39.5 million relates to natural gas. The percentage decrease in NGL cost of products sold is greater than our percentage decrease in NGL revenues as our NGL per barrel margins increased \$0.17, or 9%. The percentage decrease relating to natural gas cost of products sold is greater than the percentage decrease in natural gas revenues which caused our Mmbtu margins to increase by 121%. This is primarily a result of revisions to the terms of certain producer contracts.

*Operating expenses.* Operating expenses remained consistent for the years ended December 31, 2009 and 2008.

*Selling, general and administrative expenses.* Selling, general and administrative expenses increased \$2.0 million, or 39%, for the year ended December 31, 2009 compared to the same period of 2008. This increase was primarily a result of increased salary expenses due to increased headcount and compensation increases of \$1.6 million and an increase in expense related to uncollectible accounts receivable of \$0.4 million.

*Depreciation and amortization.* Depreciation and amortization increased \$0.5 million, or 11%, for the year ended December 31, 2009 compared to the same period of 2008. This increase was primarily a result of normal capital expenditure activity during the current year.

In summary, our natural gas services operating income increased \$2.1 million, or 76%, for the year ended December 31, 2009 compared to the year ended December 31, 2008.

*Equity in earnings of unconsolidated entities.* Equity in earnings of unconsolidated entities was \$7.0 million and \$13.2 million for the year ended December 31, 2009 and 2008, respectively, a decrease of 47%. This decrease is a result of several factors including significantly lower commodity prices and the Waskom plant shutdown during the second quarter of 2009 which contributed to our inlet volumes decreasing 5% and our fractionation volumes decreasing 5% for the year ended December 31, 2009 compared to the same period of 2008.



### ***Sulfur Services Segment***

The following table summarizes our results of operations in our sulfur services segment.

	<b>Years Ended December 31,</b>	
	<b>2009</b>	<b>2008</b>
	(In thousands)	
Revenues .....	\$ 79,631	\$372,987
Cost of products sold.....	43,748	314,001
Operating expenses .....	17,113	17,963
Selling, general and administrative expenses.....	3,449	3,382
Depreciation and amortization .....	<u>6,151</u>	<u>5,751</u>
	<u>9,170</u>	<u>31,890</u>
Other operating income.....	<u>405</u>	<u>66</u>
Operating income.....	<u>\$ 9,575</u>	<u>\$ 31,956</u>
Sulfur (long tons) .....	1,107.4	1,094.3
Fertilizer (long tons) .....	<u>238.0</u>	<u>227.6</u>
Sulfur Services Volumes (long tons) .....	<u>1,345.4</u>	<u>1,321.9</u>

*Revenues.* Our sulfur services revenues decreased \$293.4 million, or 79%, for the year ended December 31, 2009 compared to the year ended December 31, 2008. This decrease was a result of lower market prices in 2009 compared to 2008 while volumes remained relatively constant.

*Cost of products sold.* Our cost of products sold decreased \$270.3 million, or 86%, for the year ended December 31, 2009 compared to the year ended December 31, 2008. This decrease was directly related to the decreased price of our raw materials in 2009 compared to 2008. Our overall gross margin per ton decreased from \$44.62 in 2008 to \$26.66 in 2009. This is related to commodity prices being extremely high in 2008 compared to a more normalized year like 2009.

*Operating expenses.* Our operating expenses decreased \$0.9 million, or 5%, for the year ended December 31, 2009 compared to the year ended December 31, 2008. This decrease was a result of decreased costs relating to fuel prices for marine transportation of our sulfur products.

*Selling, general, and administrative expenses.* Our selling, general, and administrative expenses increased less than \$0.1 million, or 2%, for the year ended December 31, 2009 compared to the year ended December 31, 2008.

*Depreciation and amortization.* Depreciation and amortization increased \$0.4 million, or 7%, for the year ended December 31, 2009 compared to the year ended December 31, 2008. This is attributable to a new sulfur priller at our Neches facility that came online in the first quarter of 2009.

In summary, our sulfur services operating income decreased \$22.4 million, or 70%, for the year ended December 31, 2009 compared to the year ended December 31, 2008.

### ***Marine Transportation Segment***

The following table summarizes our results of operations in our marine transportation segment.

	<b>Years Ended December 31,</b>	
	<b>2009</b>	<b>2008</b>
	(In thousands)	
Revenues.....	\$ 72,103	\$ 80,059
Operating expenses .....	52,335	57,346
Selling, general and administrative expenses.....	962	2,635
Depreciation and amortization .....	<u>13,111</u>	<u>12,128</u>
	<u>5,695</u>	<u>7,950</u>
Other operating income.....	<u>116</u>	<u>154</u>
Operating income .....	<u>\$ 5,811</u>	<u>\$ 8,104</u>

*Revenues.* Our marine transportation revenues decreased \$8.0 million, or 10%, for the year ended December 31, 2009 compared to the year ended December 31, 2008. Our inland marine revenues declined \$6.9 million primarily due to decreases in ancillary charges of \$4.8 million and a \$2.1 million decrease due to reduced charter contract rates. Our offshore revenue decreased \$1.1 million primarily from reduction in offshore fleet utilization.

*Operating expenses.* Operating expenses decreased \$5.0 million, or 9%, for the year ended December 31, 2009 compared to the year ended December 31, 2008. This was primarily a result of a decrease in fuel costs of \$5.3 million and outside charter expenses of \$2.1 million. These decreases were offset by increases in repair and maintenance of \$1.0 million, wage and burden cost of \$0.8 million and other operating expenses, including insurance premiums, of \$0.6 million.

*Selling, general and administrative expenses.* Selling, general & administrative expenses decreased \$1.7 million, or 63% for the year ended December 31, 2009 compared to the year ended December 31, 2008. This decrease was primarily a result of a reduction of bad debt expense in 2009.

*Depreciation and amortization.* Depreciation and amortization increased \$1.0 million, or 8%, for the year ended December 31, 2009 compared to the year ended December 31, 2008. This increase was the result of capital expenditures made in the last 12 months.

*Other operating income.* Other operating income remained relatively flat for the year ended December 31, 2009 compared to the year ended December 31, 2008. In 2009, there were fewer gains recorded on the sale of property and equipment than in 2008.

In summary, our marine transportation operating income decreased \$2.3 million, or 28%, for the year ended December 31, 2009 compared to the year ended December 31, 2008.

#### ***Equity in Earnings of Unconsolidated Entities***

For the years ended December 31, 2009 and 2008, equity in earnings of unconsolidated entities relates to our unconsolidated interests in Waskom Gas Processing Company (“Waskom”), Matagorda, PIPE and BCP. With respect to BCP, the lease contract terminated in June 2009, and, as such, the investment was fully amortized as of June 20, 2009.

Equity in earnings of unconsolidated entities was \$7.0 million for the year ended December 31, 2009, compared to \$13.2 million for the year ended December 31, 2008, a decrease of \$6.2 million. This decrease is a result of several factors including significantly lower commodity prices and the Waskom plant shutdown during the second quarter of 2009 which contributed to our inlet volumes decreasing 5% and our fractionation volumes decreasing 5% for the year ended December 31, 2009 compared to the same period of 2008.

#### ***Interest Expense***

Our interest expense for all operations was \$19.0 million for 2009 compared to \$21.4 million for 2008, a decrease of \$2.4 million, or 11%. This decrease was primarily due to a decrease in average debt outstanding and a decrease in interest rates throughout 2009 compared to 2008. Also, we had interest swap cash settlements of \$7.9 million which increased interest expense in 2009.

#### ***Indirect Selling, General and Administrative Expenses***

Indirect selling, general and administrative expenses were \$6.1 million for 2009 compared to \$5.5 million for 2008, an increase of \$0.6 million or 11%.

Martin Resource Management allocated to us a portion of its indirect selling, general and administrative expenses for services such as accounting, treasury, clerical billing, information technology, administration of insurance, engineering, general office expense and employee benefit plans and other general corporate overhead functions we share with Martin Resource Management retained businesses. This allocation is based on the percentage of time spent by Martin Resource Management personnel that provide such centralized services. Generally accepted accounting principles also permit other methods for allocation of these expenses, such as basing the allocation on the percentage of revenues contributed by a segment. The allocation of these expenses between Martin Resource Management and us is subject to a number of judgments and estimates, regardless of the method used. We can provide no assurances that our method of allocation, in the past or in the future, is or will be the most accurate or appropriate method of allocation these expenses. Other methods could result in a higher allocation of selling, general and administrative expense to us, which would reduce our net income.

In addition to the direct expenses, under the omnibus agreement, we are required to reimburse Martin Resource Management for indirect general and administrative and corporate overhead expenses. The amount of this reimbursement was capped at \$2.0 million through November 1, 2007, when the cap expired. For the years ended December 31, 2009 and 2008, the Conflicts Committee of our general partner approved reimbursement amounts of \$3.5 and \$2.9 million, respectively, reflecting our allocable share of such expenses. The Conflicts Committee will review and approve future adjustments in the reimbursement amount for indirect expenses, if any, annually.

### Year Ended December 31, 2008 Compared to the Year Ended December 31, 2007

Our total revenues before eliminations were \$1,255.4 million for the year ended December 31, 2008 compared to \$809.4 million for the year ended December 31, 2007, an increase of \$446.0 million, or 55%. Our operating income before eliminations was \$52.4 million for the year ended December 31, 2008 compared to \$41.9 million for the year ended December 31, 2007, an increase of \$10.5 million, or 25%.

The acquisition of the Cross assets were considered transfers of net assets between entities under common control. Accordingly, we are required to revise our financial statements to include activities of the Cross assets as of the date of common control. Our historical financial statements have been recast to reflect the results attributable to the Cross assets as if we owned the Cross assets for all periods presented.

The results of operations are described in greater detail on a segment basis below.

#### *Terminalling and Storage Segment*

The following table summarizes our results of operations in our terminalling and storage segment.

	<b>Years Ended December 31,</b>	
	<b>2008</b>	<b>2007</b>
	<b>(In thousands)</b>	
Revenues:		
Services .....	\$ 72,604	\$ 67,905
Products .....	<u>50,356</u>	<u>30,390</u>
Total Revenues .....	122,960	98,295
Cost of products sold .....	42,721	26,298
Operating expenses .....	50,001	36,871
Selling, general and administrative expenses .....	2,243	2,071
Depreciation and amortization .....	<u>12,947</u>	<u>9,239</u>
	<u>15,048</u>	<u>23,817</u>
Other operating income (loss) .....	<u>(14)</u>	<u>(12)</u>
Operating income .....	<u>\$ 15,034</u>	<u>\$ 23,804</u>

*Revenues.* Our terminalling and storage revenues increased \$24.7 million, or 25%, for the year ended December 31, 2008 compared to the year ended December 31, 2007. Service revenue accounted for \$4.7 million of this increase. The service revenue increase was primarily a result of recent acquisitions and capital projects being placed into service during the end of 2007 and throughout 2008 which totaled \$9.0 million and increased service revenue of \$1.7 million. These increases were offset by a \$6.0 million decrease in Cross revenues. Product revenue, which is lubricant sales, increased \$20.0 million primarily due to our acquisition of the operations assets of Mega Lubricants Inc. (“Mega Lube”) in June 2007.

*Cost of products sold.* Our cost of products sold increased \$16.4 million, or 62% for the year ended December 31, 2008 compared to the year ended December 31, 2007. This increase was primarily a result of the Mega Lube acquisition.

*Operating expenses.* Operating expenses increased \$13.1 million, or 36%, for the year ended December 31, 2008 compared to the year ended December 31, 2007. The increase was result of our recent acquisitions and capital projects placed into service during the end of 2007 and throughout 2008 which totaled \$6.1 million. The increase was also a result of inclusion of operating expenses for the Cross assets of \$3.3 million, increased operating activities of \$0.9 million and an increase in costs of those activities at our terminals, including increased salaries and related burden of \$1.3 million and utility costs of \$0.3 million. Hurricane expenses also accounted for \$1.1 million of this increase.

*Selling, general and administrative expenses.* Selling, general & administrative expenses increased \$0.2 million, or 8%, for the year ended December 31, 2008 compared to the year ended December 31, 2007. This increase was primarily due to the Cross assets.

*Depreciation and amortization.* Depreciation and amortization increased \$3.7 million, or 40%, for the year ended December 31, 2008 compared to the year ended December 31, 2007. This increase was primarily a result of our recent acquisitions and capital expenditures.

*Other operating income (loss).* Other operating income was approximately the same for the year ended December 31, 2008 compared to the year ended December 31, 2007. This consisted solely of a loss related to the sale of equipment for both periods.

In summary, terminalling and storage operating income decreased \$8.8 million, or 37%, for the years ended December 31, 2008 and 2007.

### ***Natural Gas Services Segment***

The following table summarizes our results of operations in our natural gas services segment.

	<b>Years Ended December 31,</b>	
	<b>2008</b>	<b>2007</b>
	<b>(In thousands)</b>	
Revenues:		
NGLs.....	\$615,966	\$481,018
Natural gas.....	59,346	35,983
Non-cash mark to market and impairment adjustments of commodity derivatives.....	4,930	(3,104)
Loss on cash settlements of commodity derivatives.....	(3,932)	(611)
Other operating fees.....	<u>3,065</u>	<u>2,706</u>
Total revenues.....	679,375	515,992
Cost of products sold:		
NGLs.....	599,835	461,489
Natural gas.....	<u>58,771</u>	<u>34,485</u>
Total cost of products sold.....	658,606	495,974
Operating expenses.....	8,633	7,082
Selling, general and administrative expenses.....	5,292	5,524
Depreciation and amortization.....	<u>4,067</u>	<u>3,252</u>
	<u>2,777</u>	<u>4,160</u>
Other operating income.....	<u>3</u>	<u>(1)</u>
Operating income.....	<u>\$ 2,780</u>	<u>\$ 4,159</u>
NGLs Volumes (Bbls).....	<u>8,794</u>	<u>8,266</u>
Natural Gas Volumes (Mmbtu).....	<u>7,267</u>	<u>5,550</u>
*Information above does not include activities relating to Waskom, PIPE, Matagorda and BCP investments		
Equity in Earnings of Unconsolidated Entities.....	<u>\$ 13,224</u>	<u>\$ 10,941</u>
Waskom:		
Plant Inlet Volumes (MMcfd).....	<u>257</u>	<u>229</u>
Frac Volumes (Bbls/d).....	<u>10,542</u>	<u>8,725</u>

*Revenues.* Our natural gas services revenues increased \$163.4 million, or 32% for the year ended December 31, 2008 compared to the year ended December 31, 2007 due to higher commodity prices, in addition to increased natural gas and NGL volumes.

For the year ended December 31, 2008, NGL revenues increased \$134.9 million, or 28% and natural gas revenues increased \$23.4 million, or 65%. During 2008, our NGL average sales price per barrel increased \$11.85 or 20% and our natural gas average sales price per Mmbtu increased \$1.68, or 26% compared to the same period in 2007. NGL sales volumes for the year increased 6% and natural gas volumes increased 31% compared to the same period of 2007. The increase in NGL volumes is primarily due to increased industrial demand experienced during 2008 and the increase in natural gas volumes is primarily due to receiving a full year's benefit of the Woodlawn acquisition.

Our natural gas services segment utilizes derivative instruments to manage the risk of fluctuations in market prices for its anticipated sales of natural gas, condensate and NGLs. This activity is referred to as price risk management. For the year ended December 31, 2008, 58% of our total natural gas volumes and 33% of our total NGL volumes were hedged as compared to 46% and 53%, respectively in 2007. The impact of price risk management and marketing activities increased total natural gas and NGL revenues \$1.0 million for 2008 compared to a decrease of \$3.7 million in the same period of 2007.

*Costs of product sold.* Our cost of products increased \$162.6 million, or 33%, for the year ended December 31, 2008 compared to the same period in 2007. Of the increase, \$138.3 million relates to NGLs and \$24.3 million relates to natural gas. The percentage increase in NGL cost of products sold is greater than our percentage increase in NGL revenues as our NGL per barrel margins decreased \$0.53, or 22%, primarily due to a sharp decline in commodity prices experienced in the fourth quarter of 2008. The percentage increase relating to natural gas cost of products sold is greater than the percentage increase in natural gas revenues which caused our Mmbtu margins to decrease by 70%, primarily as a result of the terms of Woodlawn's producer contracts compared to our historical producer contracts.

*Operating expenses.* Operating expenses increased \$1.6 million, or 22%, for the year ended December 31, 2008 compared to the same period of 2007. This increase is primarily due to a full year of operations of the Woodlawn acquisition.

*Selling, general and administrative expenses.* Selling, general and administrative expenses remained consistent for the years ended December 31, 2008 and 2007.

*Depreciation and amortization.* Depreciation and amortization increased \$0.8 million, or 25%, for the year ended December 31, 2008 compared to the same period of 2007. This increase was primarily a result of the Woodlawn acquisition.

In summary, our natural gas services operating income decreased \$1.4 million, or 33%, for the year ended December 31, 2008 compared to the year ended December 31, 2007.

*Equity in earnings of unconsolidated entities.* Equity in earnings of unconsolidated entities was \$13.2 million and \$10.9 million for the year ended December 31, 2008 and 2007, respectively, an increase of 21%. This increase is primarily a result of receiving full benefit of the expansion to the Waskom plant and the Waskom fractionator in 2008 as the plant was shut down for a portion of 2007. As a result, our inlet volumes increased 12% and our fractionation volumes increased 21% for the year ended December 31, 2008 compared to the same period of 2007.

### ***Sulfur Services Segment***

The following table summarizes our results of operations in our sulfur services segment.

	<b>Years Ended December 31,</b>	
	<b>2008</b>	<b>2007</b>
	<b>(In thousands)</b>	
Revenues .....	\$372,987	\$131,602
Cost of products sold.....	314,001	97,747
Operating expenses .....	17,963	17,033
Selling, general and administrative expenses.....	3,382	2,587
Depreciation and amortization .....	5,751	5,013
	<u>31,890</u>	<u>9,222</u>
Other operating income.....	66	—
Operating income.....	<u>\$ 31,956</u>	<u>\$ 9,222</u>
Sulfur (long tons) .....	1,094.3	1,169.8
Fertilizer (long tons) .....	227.6	251.1
Sulfur Services Volumes (long tons) .....	<u>1,321.9</u>	<u>1,420.9</u>

*Revenues.* Our sulfur services revenues increased \$241.4 million, or 183%, for the year ended December 31, 2008 compared to the year ended December 31, 2007. This increase was primarily a result of the significant escalation in market prices during 2008, primarily driven by higher costs of sulfur and raw materials, which generated higher revenues on decreased volumes. Margins were positively impacted due to a contract pricing provision with a significant customer which allowed us to invoice them at prices greater than the prevailing market prices in the fourth quarter of 2008.

*Cost of products sold.* Our cost of products sold increased \$216.3 million, or 221%, for the year ended December 31, 2008 compared to the year ended December 31, 2007. This increase was primarily a result of significant escalation in market prices during 2008 which generated higher cost of products sold on decreased volumes, particularly with respect to prilled sulfur.

*Operating expenses.* Our operating expenses increased \$0.9 million, or 5%, for the year ended December 31, 2008 compared to the year ended December 31, 2007. This increase was a result of increased costs relating to fuel prices for marine transportation \$0.4 million and increased gas utilities pricing \$0.5 million.

*Selling, general, and administrative expenses.* Our selling, general, and administrative expenses increased \$0.8 million, or 31%, for the year ended December 31, 2008 compared to the year ended December 31, 2007. This increase is a result of increased compensation expense.

*Depreciation and amortization.* Depreciation and amortization increased \$0.7 million, or 15%, for the year ended December 31, 2008 compared to the year ended December 31, 2007. This is attributable to full year of operations at our sulfuric acid facility.

In summary, our sulfur services operating income increased \$22.7 million, or 247%, for the year ended December 31, 2008 compared to the year ended December 31, 2007.

### ***Marine Transportation Segment***

The following table summarizes our results of operations in our marine transportation segment.

	<b>Years Ended December 31,</b>	
	<b>2008</b>	<b>2007</b>
	<b>(In thousands)</b>	
Revenues.....	\$ 80,059	\$ 63,533
Operating expenses .....	57,346	46,946
Selling, general and administrative expenses.....	2,635	535
Depreciation and amortization .....	<u>12,128</u>	<u>8,819</u>
	<u>7,950</u>	<u>7,233</u>
Other operating income.....	154	716
Operating income .....	<u>\$ 8,104</u>	<u>\$ 7,949</u>

*Revenues.* Our marine transportation revenues increased \$16.5 million, or 26%, for the year ended December 31, 2008 compared to the year ended December 31, 2007. Our inland marine assets generated an additional \$16.8 million in revenue from expansion of our inland fleet and increased contract rates. This increase was offset by a slight decrease in our offshore revenues of \$0.3 million resulting primarily from downtime associated with capital expenditures of offshore vessels.

*Operating expenses.* Operating expenses increased \$10.4 million, or 22%, for the year ended December 31, 2008 compared to the year ended December 31, 2007 due to increases in fuel of \$4.7 million, salaries and wages of \$3.3 million, property and liability premiums of \$0.6 million and repair and maintenance expenses of \$0.4 million.

*Selling, general and administrative expenses.* Selling, general & administrative expenses increased \$2.1 million, or 393% for the year ended December 31, 2008 compared to the year ended December 31, 2007. This increase was a result of the bankruptcy of a contractor to which we had made advance payments for the construction of vessels of \$1.3 million and other expenses associated with the expansion of our fleet.

*Depreciation and amortization.* Depreciation and amortization increased \$3.3 million, or 38%, for the year ended December 31, 2008 compared to the year ended December 31, 2007. This increase was the result of capital expenditures made in the last 12 months.

*Other operating income.* Other operating income decreased \$0.5 million, or 78%, for the year ended December 31, 2008 compared to the year ended December 31, 2007. In 2008, there were less gains recorded on the sale of property and equipment than in 2007.

In summary, our marine transportation operating income increased \$0.2 million, or 2%, for the year ended December 31, 2008 compared to the year ended December 31, 2007.

### ***Equity in Earnings of Unconsolidated Entities***

For the years ended December 31, 2008 and 2007, equity in earnings of unconsolidated entities relates to our unconsolidated interests in Waskom Gas Processing Company (“Waskom”), Matagorda, PIPE and BCP.

Equity in earnings of unconsolidated entities was \$13.2 million for the year ended December 31, 2008, compared to \$10.9 million for the year ended December 31, 2007, an increase of \$2.3 million. This increase is primarily a result of receiving full benefit of the expansion to the Waskom plant and the Waskom fractionator in 2008 as the plant was shut down for a portion of 2007. As a result, our inlet volumes increased 12% and our fractionation volumes increased 21% for the year ended December 31, 2008 compared to the same period of 2007.

### ***Interest Expense***

Our interest expense for all operations was \$21.4 million for 2008 compared to \$15.1 million for 2007, an increase of \$6.3 million, or 42%. This increase was primarily due to an increase in average debt outstanding offset by a decrease in interest rates throughout 2008 compared to 2007. Also, we had interest swap cash settlements of \$2.7 million and mark-to-market charges of \$0.7 million which increased interest expense in 2008.

### ***Indirect Selling, General and Administrative Expenses***

Indirect selling, general and administrative expenses were \$5.5 million for 2008 compared to \$3.2 million for 2007, an increase of \$2.3 million or 72%.

Martin Resource Management allocated to us a portion of its indirect selling, general and administrative expenses for services such as accounting, treasury, clerical billing, information technology, administration of insurance, engineering, general office expense and employee benefit plans and other general corporate overhead functions we share with Martin Resource Management retained businesses. This allocation is based on the percentage of time spent by Martin Resource Management personnel that provide such centralized services. Generally accepted accounting principles also permit other methods for allocation of these expenses, such as basing the allocation on the percentage of revenues contributed by a segment. The allocation of these expenses between Martin Resource Management and us is subject to a number of judgments and estimates, regardless of the method used. We can provide no assurances that our method of allocation, in the past or in the future, is or will be the most accurate or appropriate method of allocation these expenses. Other methods could result in a higher allocation of selling, general and administrative expense to us, which would reduce our net income.

In addition to the direct expenses, under the omnibus agreement, we are required to reimburse Martin Resource Management for indirect general and administrative and corporate overhead expenses. The amount of this reimbursement was capped at \$2.0 million through November 1, 2007, when the cap expired. For the years ended December 31, 2008 and 2007, the Conflicts Committee of our general partner approved reimbursement amounts of \$2.9 and \$1.5 million, respectively, reflecting our allocable share of such expenses. The Conflicts Committee will review and approve future adjustments in the reimbursement amount for indirect expenses, if any, annually.

## **Liquidity and Capital Resources**

### ***Amendment to Credit Facility; Impact of Current Economic Crisis and Existing Litigation at Martin Resource Management***

On December 21, 2009, we entered into a Fourth Amendment (the “Fourth Amendment”) to the Second Amended and Restated Credit Agreement (the “Credit Agreement”), among Martin Operating Partnership L.P., a wholly-owned subsidiary of ours (the “Operating Partnership”), as borrower, the Partnership and certain of our subsidiaries, as guarantors, the financial institutions parties thereto, as lenders, Royal Bank of Canada, as administrative agent and collateral agent, and the various other agents and parties thereto. The Fourth Amendment modified our existing Credit Agreement to, among other things, (1) increase the total commitments of the lenders thereunder from \$325.0 million to approximately \$335.7 million, (2) provide that the term loans thereunder will automatically convert to revolving loans on November 10, 2010, such that after giving effect to such conversion the aggregate revolving loan commitments will be approximately \$335.7 million, (3) extend the maturity date of amounts outstanding under the Credit Agreement from November 10, 2010 to November 9, 2012, (4) increase the applicable interest rate margin and fees payable to the lenders under the Credit Agreement, (5) amend the financial covenants and certain other covenants



under the Credit Agreement, (6) include procedures for additional financial institutions to become revolving lenders, or for any existing revolving lender to increase its revolving commitment, subject to a maximum of \$375.0 million for all term loan and revolving loan commitments under the Credit Agreement, (7) eliminate the requirement that we make annual prepayments of the term loans outstanding under the Credit Agreement with excess cash flow, (8) eliminate the swing line facility under the Credit Agreement and (9) limit asset dispositions to \$25 million per fiscal year.

Subsequently, on January 14, 2010, we entered into a Fifth Amendment (the “Fifth Amendment”) to the Credit Agreement. The Fifth Amendment modified the Credit Agreement to, among other things, (1) permit us to invest up to \$25 million in our joint ventures and (2) limit our ability to make capital expenditures. And on February 25, 2010, we entered into a Commitment Increase and Joinder Agreement (the “Increase Joinder”) with respect to the Credit Agreement. The Increase Joinder increased the maximum amount of borrowings and letters of credit under our credit facility from approximately \$335.7 million to \$350.0 million.

Due to the foregoing, we believe that cash generated from operations and our borrowing capacity under our credit facility will be sufficient to meet our working capital requirements, anticipated maintenance capital expenditures and scheduled debt payments in 2010.

Due to restrictions on liquidity within the capital markets and the existing litigation at Martin Resource Management our ability to access the capital markets in the future may be constrained. Our near-term focus is to ensure we have sufficient liquidity to fund our growth programs, while continuing the present distribution rate to our unitholders. The current economic crisis and the existing litigation at Martin Resource Management has created a challenging operating environment for us to maintain our liquidity and operating cash flows at levels consistent with the recent past while maintaining the present distribution rate to our unitholders. We continue to evaluate our liquidity and capital resources and we have and will continue to consider sales of non-essential assets and other available options for additional liquidity. For example, in the second quarter of 2009 we sold the assets comprising the Mont Belvieu railcar unloading facility to Enterprise Products Operating LLC. See Note 16 to our Financial Statements — Gain on Disposal of Assets.

Within the constraints noted above, we intend to move forward with our commercially supported internal growth projects. We may revise the timing and scope of other projects as necessary to adapt to existing economic, capital market and litigation conditions affecting us.

Finally, our ability to satisfy our working capital requirements, to fund planned capital expenditures and to satisfy our debt service obligations will depend upon our future operating performance, which is subject to certain risks. For example, the impact of the current economic crisis may significantly affect our customers, including their ability to satisfy receivables to us on a timely basis. Please read “Item 1A. Risk Factors – Risks Related to Our Business” for a discussion of such risks.

### ***General***

In 2009, cash decreased \$2.0 million as a result of \$47.6 million provided by operating activities, \$14.7 million used in investing activities and \$34.9 million used in financing activities. In 2008, cash increased \$3.9 million as a result of \$86.3 million provided by operating activities, \$106.6 million used in investing activities and \$24.2 million provided by financing activities. In 2007, cash increased \$0.8 million as a result of \$61.2 million provided by operating activities, \$130.3 million used in investing activities and \$69.9 million provided by financing activities.

For 2009, our investing activities of \$14.7 million consisted primarily of capital expenditures, acquisitions, proceeds from sale of property, insurance proceeds from involuntary conversion of property, plant and equipment, and investments in and returns of investments from unconsolidated partnerships. Our investment in unconsolidated partnerships helped to fund \$0.4 million and \$3.8 million in expansion capital expenditures made by these unconsolidated entities for the fourth quarter and year ended December 31, 2009, respectively. For 2008, our investing activities of \$106.6 million consisted primarily of capital expenditures, acquisitions, proceeds from sale of property, insurance proceeds from involuntary conversion of property, plant and equipment, and investments in and returns of investments from unconsolidated partnerships. Our investment in unconsolidated partnerships helped to fund \$0.9 million and \$5.2 million in expansion capital expenditures made by these unconsolidated entities for the fourth quarter and year ended December 31, 2008, respectively. For 2007, our investing activities of \$130.3 million consisted primarily of capital expenditures, acquisitions, proceeds from sale of property, and investments in and returns of investments from unconsolidated partnerships. Our investment in unconsolidated partnerships helped to fund \$1.2 million and \$8.2 million in expansion capital expenditures made by these unconsolidated entities for the fourth quarter and year ended December 31, 2007, respectively.

For 2009, 2008 and 2007 our capital expenditures for property and equipment were \$44.1 million, \$107.4 million, and \$121.4 million, respectively.

As to each period:

- In 2009, we spent \$36.5 million for expansion and \$7.6 million for maintenance (including \$0.9 million for maintenance in the fourth quarter of 2009). Our expansion capital expenditures were made in connection with marine vessel purchases and conversions, construction projects associated with our terminalling and sulfur services businesses. Our maintenance capital expenditures were primarily made in our marine transportation segment for routine dry dockings of our vessels pursuant to the United States Coast Guard requirements.
- In 2008, we spent \$89.4 million for expansion and \$18.0 million for maintenance (including \$7.0 million for maintenance in the fourth quarter of 2008). Our expansion capital expenditures were made in connection with marine vessel purchases and conversions, construction projects associated with our terminalling business. Our maintenance capital expenditures were primarily made in our marine transportation segment for routine dry dockings of our vessels pursuant to the United States Coast Guard requirements and in our terminalling and sulfur services at our Neches facility, where \$1.5 million in maintenance capital expenditures was spent in connection with restoration of assets destroyed in Hurricanes Gustav and Ike.
- In 2007, we spent \$109.5 million for expansion and \$11.9 million for maintenance (including \$4.1 million for maintenance in the fourth quarter of 2007). Our expansion capital expenditures were made in connection with the Woodlawn and Mega Lube acquisitions, marine vessel purchases and conversions, construction projects associated with our terminalling business, and the sulfuric acid plant construction project at our facility in Plainview, Texas. Our maintenance capital expenditures were primarily made in our marine transportation segment for routine dry dockings of our vessels pursuant to the United States Coast Guard requirements and include \$0.3 million spent in connection with the restoration of assets destroyed in hurricanes Rita and Katrina.

In 2009, our financing activities consisted of payments of long-term debt under our credit facilities of \$432.0 million and borrowings of long-term debt under our credit facilities of \$433.7 million, cash distributions paid to common and subordinated unitholders of \$47.5 million, purchase of treasury stock of \$0.1 million and payments of debt issuance costs of \$10.4 million. Additional financing activities consisted of \$20.0 million in connection with a private equity offering issuance of 714,285 common units to Martin Resource Management and contributions of \$1.3 million from our general partner to maintain its 2% general partner interest.

In November 2009, we acquired the Cross assets for total consideration of \$44.9 million as a result of a non-cash financing activity. As consideration for the contribution of the Cross assets, we issued 804,721 of our common units and 889,444 subordinated units to Martin Resource Management at a price of \$27.96 and \$25.16 per limited partner unit, respectively. In connection with the contribution of the Cross assets, our general partner made a capital contribution of \$0.9 million to us in order to maintain its 2% general partner interest.

In 2008, our financing activities consisted of payments of long-term debt under our credit facilities of \$257.2 million and borrowings of long-term debt under our credit facilities of \$327.2 million, cash distributions paid to common and subordinated unitholders of \$45.7 million, purchase of treasury stock of \$0.1 million and payments of debt issuance costs of \$18 thousand.

In 2007, our financing activities consisted of payments of long-term debt under our credit facilities of \$169.0 million and borrowings of long-term debt under our credit facilities of \$220.0 million, cash distributions paid to common and subordinated unitholders of \$37.9 million and payments of debt issuance costs of \$0.3 million. Additional financing activities consisted of net proceeds from a follow-on public equity offering of \$55.9 million and contributions of \$1.2 million from our general partner to maintain its 2% general partner interest.

### ***Capital Resources***

Historically, we have generally satisfied our working capital requirements and funded our capital expenditures with cash generated from operations and borrowings. We expect our primary sources of funds for short-term liquidity needs to be cash flows from operations and borrowings under our credit facility.

As of December 31, 2009, we had \$298.2 million of outstanding indebtedness, consisting of outstanding borrowings of \$230.3 million under our revolving credit facility and \$67.9 million under our term loan facility.

In November 2009, we acquired certain specialty lubricants processing assets through the issuance of 804,721 common units and 889,444 subordinated units for total consideration of \$44.9 million. Our general partner contributed \$0.9 million in cash to us in conjunction with the issuance in order to maintain its 2% general partner interest in us.

In November 2009, we issued 714,285 common units to Martin Resource LLC, an affiliate of Martin Resource Management, for approximately \$20.4 million, including a capital contribution of approximately \$0.4 million made by our general partner in order to maintain its 2% general partner interest in us. These funds were used to reduce the revolving line of credit.

*Total Contractual Cash Obligations.* A summary of our total contractual cash obligations as of December 31, 2009 is as follows (dollars in thousands):

Type of Obligation	Payment due by period				
	Total Obligation	Less than One Year	1-3 Years	3-5 Years	Due Thereafter
Long-Term Debt.....					
Revolving credit facility.....	\$230,251	\$ —	\$230,251	\$ —	\$ —
Term loan facility.....	67,949	—	67,949	—	—
Capital leases including current maturities	6,283	111	297	482	5,393
Non-competition agreements .....	250	50	100	100	—
Purchase obligations.....	23,280	7,760	15,520	—	—
Operating leases .....	23,082	4,233	9,698	4,314	4,837
Interest expense(1) .....					
Revolving credit facility.....	53,205	18,614	34,591	—	—
Term loan facility.....	9,190	3,215	5,975	—	—
Capital leases .....	<u>6,071</u>	<u>991</u>	<u>1,921</u>	<u>1,800</u>	<u>1,359</u>
Total contractual cash obligations	<u>\$419,561</u>	<u>\$34,974</u>	<u>\$366,302</u>	<u>\$ 6,696</u>	<u>\$ 11,589</u>

(1) Interest commitments are estimated using our current interest rates for the respective credit agreements over their remaining terms.

*Letter of Credit.* At December 31, 2009, we had outstanding irrevocable letters of credit in the amount of \$2.1 million, which were issued under our revolving credit facility.

*Off-Balance Sheet Arrangements.* We do not have any off-balance sheet financing arrangements.

### Description of Our Credit Facility

On November 10, 2005, we entered into a \$225.0 million multi-bank credit facility comprised of a \$130.0 million term loan facility and a \$95.0 million revolving credit facility, which includes a \$20.0 million letter of credit sub-limit. Our credit facility, as amended on December 21, 2009, also includes procedures for additional financial institutions to become revolving lenders, or for any existing revolving lender to increase its revolving commitment, subject to a maximum of \$375.0 million for all commitments under the credit facility. Effective June 30, 2006, we increased our revolving credit facility by \$25.0 million, resulting in a committed \$120.0 million revolving credit facility. Effective December 28, 2007, we increased our revolving credit facility by \$75.0 million, resulting in a committed \$195.0 million revolving credit facility. Effective December 21, 2009, (i) we increased our revolving credit facility by approximately \$72.7 million, resulting in a committed \$267.8 million revolving credit facility and (ii) decreased our term loan facility by approximately \$62.1 million, resulting in a \$67.9 million term loan facility. On November 10, 2010, the term loans under our credit facility will automatically convert to revolver loans that mature on November 9, 2012 along with the aggregate principal amount all outstanding committed revolver loans outstanding on such date.

Under the credit facility, as of December 31, 2009, we had approximately \$230.3 million outstanding under the revolving credit facility, \$67.9 million outstanding under the term loan facility, and \$2.1 million of letters of credit issued under our credit facility, leaving approximately \$35.4 million available under our credit facility for future revolving credit borrowings and letters of credit.

On February 25, 2010, we increased the maximum amount of borrowings and letters of credit under our credit facility from approximately \$335.7 million to \$350.0 million. As of February 25, 2010, after giving effect to this increase, we had approximately \$210.1 million outstanding under the revolving credit facility, \$67.9 million outstanding under the term loan facility, and \$2.1 million of letters of credit issued under our credit facility, leaving approximately \$69.9 million available under our credit facility for future revolving credit borrowings and letters of credit. The revolving credit facility is used for ongoing working capital needs and general partnership purposes, and to finance permitted investments, acquisitions and capital expenditures. During 2009, draws on our credit facility ranged from a low of \$285.0 million to a high of \$315.0 million.

The credit facility matures on November 9, 2012, and all amounts outstanding thereunder are due on such date. The credit facility is guaranteed by substantially all of our subsidiaries. Obligations under the credit facility are secured by first priority liens on substantially all of our assets and those of the guarantors, including, without limitation, inventory, accounts receivable, bank accounts, marine vessels, equipment, fixed assets and the interests in our subsidiaries and certain of our equity method investees.

We may prepay all amounts outstanding under the credit facility at any time without premium or penalty (other than customary LIBOR breakage costs), subject to certain notice requirements. The credit facility requires mandatory prepayments of amounts outstanding thereunder with the net proceeds of certain asset sales, equity issuances and debt incurrences. Prepayments as a result of asset sales and debt incurrences require a mandatory reduction of the lenders' commitments under the credit facility equal to 25% of the corresponding mandatory prepayment, but in no event will such prepayments cause the lenders' commitments under the credit facility to be less than \$250.0 million. Prepayments as a result of equity issuances do not require any reduction of the lenders' commitments under the credit facility.

Indebtedness under the credit facility bears interest at our option at the Eurodollar Rate (the British Bankers Association LIBOR Rate) plus an applicable margin or the Base Rate (the highest of the Federal Funds Rate plus 0.50%, the 30-day Eurodollar Rate plus 1.0%, or the administrative agent's prime rate) plus an applicable margin. We pay a per annum fee on all letters of credit issued under the credit facility, and we pay a commitment fee of 0.50% per annum on the unused revolving credit availability under the credit facility. The letter of credit fee and the applicable margins for our interest rate vary quarterly based on our leverage ratio (as defined in the new credit facility, being generally computed as the ratio of total funded debt to consolidated earnings before interest, taxes, depreciation, amortization and certain other non-cash charges) and are as follows:

<b>Leverage Ratio</b>	<b>Base Rate</b>	<b>Eurodollar Rate</b>	<b>Letter of Credit</b>
	<b>Loans</b>	<b>Loans</b>	<b>Fees</b>
Less than 2.75 to 1.00.....	2.50%	3.50%	3.50%
Greater than or equal to 2.75 to 1.00 and less than 3.00 to 1.00.....	2.75%	3.75%	3.75%
Greater than or equal to 3.00 to 1.00 and less than 3.50 to 1.00.....	3.00%	4.00%	4.00%
Greater than or equal to 3.50 to 1.00 and less than 4.00 to 1.00.....	3.50%	4.50%	4.50%
Greater than or equal to 4.00 to 1.00.....	3.75%	4.75%	4.75%

As of December 31, 2009, based on our leverage ratio the applicable margin for existing Eurodollar Rate borrowings is 4.50%. Effective January 1, 2010, based on our leverage ratio as of December 31, 2010, the applicable margin for Eurodollar Rate borrowings will remain at 4.50% until the next quarterly determination of our leverage ratio. The credit facility does not have a floor for the Base Rate or the Eurodollar Rate.

The credit facility includes financial covenants that are tested on a quarterly basis, based on the rolling four-quarter period that ends on the last day of each fiscal quarter. Prior to our or any of our subsidiaries' issuance of \$100.0 million or more of unsecured indebtedness, the maximum permitted leverage ratio is 4.00 to 1.00. After our or any of our subsidiaries' issuance of \$100.0 million or more of unsecured indebtedness, the maximum permitted leverage ratio is 4.25 to 1.00. After our or any of our subsidiaries' issuance of \$100.0 million or more of unsecured indebtedness, the maximum permitted senior leverage ratio (as defined in the new credit facility, but generally computed as the ratio of total secured funded debt to consolidated earnings before interest, taxes, depreciation, amortization and certain other non-cash charges) is 3.00 to 1.00. The minimum consolidated interest coverage ratio (as defined in the new credit facility, but generally computed as the ratio of consolidated earnings before interest, taxes, depreciation, amortization and certain other non-cash charges to consolidated interest charges) is 3.00 to 1.00.

In addition, the credit facility contains various covenants that, among other restrictions, limit our and our subsidiaries' ability to:

- grant or assume liens;
- make investments (including investments in our joint ventures) and acquisitions;
- enter into certain types of hedging agreements;
- incur or assume indebtedness;
- sell, transfer, assign or convey assets;
- repurchase our equity, make distributions and certain other restricted payments, but the credit facility permits us to make quarterly distributions to unitholders so long as no default or event of default exists under the credit facility;
- change the nature of our business;
- engage in transactions with affiliates.
- enter into certain burdensome agreements;
- make certain amendments to the omnibus agreement and our material agreements;
- make capital expenditures; and
- permit our joint ventures to incur indebtedness or grant certain liens.

Each of the following will be an event of default under the credit facility:

- failure to pay any principal, interest, fees, expenses or other amounts when due;
- failure to meet the quarterly financial covenants;
- failure to observe any other agreement, obligation, or covenant in the credit facility or any related loan document, subject to cure periods for certain failures;
- the failure of any representation or warranty to be materially true and correct when made;
- our or any of our subsidiaries' default under other indebtedness that exceeds a threshold amount;
- bankruptcy or other insolvency events involving us or any of our subsidiaries;
- judgments against us or any of our subsidiaries, in excess of a threshold amount;
- certain ERISA events involving us or any of our subsidiaries, in excess of a threshold amount;
- a change in control (as defined in the credit facility);
- the termination of any material agreement or certain other events with respect to material agreements;
- the invalidity of any of the loan documents or the failure of any of the collateral documents to create a lien on the collateral;
- any of our joint ventures incurs debt or liens in excess of a threshold amount.

The credit facility also contains certain default provisions relating to Martin Resource Management. If Martin Resource Management no longer controls our general partner, the lenders under our credit facility may declare all amounts outstanding there under immediately due and payable. In addition, either a bankruptcy event with respect to Martin Resource Management or a judgment with respect to Martin Resource Management could independently result in an event of default under our credit facility if it is deemed to have a material adverse effect on us.

If an event of default relating to bankruptcy or other insolvency events occurs with respect to us or any of our subsidiaries, all indebtedness under our credit facility will immediately become due and payable. If any other event of default exists under our credit facility, the lenders may terminate their commitments to lend us money, accelerate the maturity of the indebtedness outstanding under the credit facility and exercise other rights and remedies. In addition, if any event of default exists under our credit facility, the lenders may commence foreclosure or other actions against the collateral. Any event of default and corresponding acceleration of outstanding balances under our credit facility could require us to refinance such indebtedness on unfavorable terms and would have a material adverse effect on our financial condition and results of operations as well as our ability to make distributions to unitholders.

If any default occurs under our credit facility, or if we are unable to make any of the representations and warranties in the credit facility, we will be unable to borrow funds or have letters of credit issued under our credit facility.

As of March 3, 2010, our outstanding indebtedness includes \$275.0 million under our credit facility.

We are subject to interest rate risk on our credit facility and may enter into interest rate swaps to reduce this risk.

Effective October 2008, we entered into an interest rate swap that swaps \$40.0 million of floating rate to fixed rate. The fixed rate cost is 2.820% plus our applicable LIBOR borrowing spread. Effective April 2009, we entered into two subsequent swaps to lower our effective fixed rate to 2.580% plus our applicable LIBOR borrowing spread. The original swap and the first subsequent swap are accounted for using mark-to-market accounting. The second subsequent swap is accounted for using hedge accounting. Each of the swaps matures in October 2010.

Effective January 2008, we entered into an interest rate swap that swaps \$25.0 million of floating rate to fixed rate. The fixed rate cost is 3.400% plus our applicable LIBOR borrowing spread. Effective April 2009, we entered into two subsequent swaps to lower our effective fixed rate to 3.050% plus our applicable LIBOR borrowing spread. The original swap and the first subsequent swap are accounted for using mark-to-market accounting. The second subsequent swap is accounted for using hedge accounting. Each of the swaps matured in January 2010.

Effective September 2007, we entered into an interest rate swap that swaps \$25.0 million of floating rate to fixed rate. The fixed rate cost is 4.605% plus our applicable LIBOR borrowing spread. Effective March 2009, we entered into two subsequent swaps to lower our effective fixed rate to 4.305% plus our applicable LIBOR borrowing spread. The original swap and the first subsequent swap are accounted for using mark-to-market accounting. The second subsequent swap is accounted for using hedge accounting. Each of the swaps matures in September 2010.

Effective November 2006, we entered into an interest rate swap that swaps \$30.0 million of floating rate to fixed rate. The fixed rate cost is 4.765% plus our applicable LIBOR borrowing spread. This interest rate swap, which matures in March 2010, is not accounted for using hedge accounting.

Effective March 2006, we entered into an interest rate swap that swaps \$75.0 million of floating rate to fixed rate. The fixed rate cost is 5.25% plus our applicable LIBOR borrowing spread. Effective February 2009, we entered into two subsequent swaps to lower our effective fixed rate to 5.10% plus our applicable LIBOR borrowing spread. The original swap and the first subsequent swap are accounted for using mark-to-market accounting. The second subsequent swap is accounted for using hedge accounting. Each of the swaps matures in November 2010.

### **Seasonality**

A substantial portion of our revenues are dependent on sales prices of products, particularly NGLs and sulfur-based fertilizer products, which fluctuate in part based on winter and spring weather conditions. The demand for NGLs is strongest during the winter heating season. The demand for fertilizers is strongest during the early spring planting season. However, our terminalling and storage and marine transportation businesses and the molten sulfur business are typically not impacted by seasonal fluctuations. We expect to derive approximately half of our net income from our terminalling and storage, marine transportation, natural gas and sulfur businesses. Therefore, we do not expect that our overall net income will be impacted by seasonality factors. However, extraordinary weather events, such as hurricanes, have in the

past, and could in the future, impact our terminalling and storage and marine transportation businesses. For example, Hurricanes Gustav and Ike in the third quarter of 2008 and Hurricanes Katrina and Rita in the third quarter of 2005 adversely impacted our operating expenses and adversely impacted our terminalling and storage and marine transportation business's revenues.

### **Impact of Inflation**

Inflation in the United States has been relatively low in recent years and did not have a material impact on our results of operations in 2009, 2008 and 2007. However, inflation remains a factor in the United States economy and could increase our cost to acquire or replace property, plant and equipment as well as our labor and supply costs. We cannot assure our unitholders that we will be able to pass along increased costs to our customers.

Increasing energy prices could adversely affect our results of operations. Diesel fuel, natural gas, chemicals and other supplies are recorded in operating expenses. An increase in price of these products would increase our operating expenses which could adversely affect net income. We cannot assure our unitholders that we will be able to pass along increased operating expenses to our customers.

### **Environmental Matters**

Our operations are subject to environmental laws and regulations adopted by various governmental authorities in the jurisdictions in which these operations are conducted. We incurred no significant environmental costs, liabilities or expenditures to mitigate or eliminate environmental contamination during 2009, 2008 or 2007.

### **Item 7A. Quantitative and Qualitative Disclosures about Market Risk**

Market risk is the risk of loss arising from adverse changes in market rates and prices. We are exposed to market risks associated with commodity prices, counterparty credit and interest rates. Historically, we have not engaged in commodity contract trading or hedging activities. However, in connection with our acquisition of Prism Gas, we have established a hedging policy. For the year ended December 31, 2009, changes in the fair value of our derivative contracts were recorded both in earnings and accumulated other comprehensive income ("AOCI") since we have designated a portion of our derivative instruments as hedges as of December 31, 2009.

*Commodity Price Risk.* We are exposed to market risks associated with commodity prices, counterparty credit and interest rates. Under our hedging policy, we monitor and manage the commodity market risk associated with the commodity risk exposure of Prism Gas. In addition, we are focusing on utilizing counterparties for these transactions whose financial condition is appropriate for the credit risk involved in each specific transaction.

We use derivatives to manage the risk of commodity price fluctuations. These outstanding contracts expose us to credit loss in the event of nonperformance by the counterparties to the agreements. We have incurred no losses associated with counterparty nonperformance on derivative contracts.

On all transactions where we are exposed to counterparty risk, we analyze the counterparty's financial condition prior to entering into an agreement, have established a maximum credit limit threshold pursuant to our hedging policy, and monitor the appropriateness of these limits on an ongoing basis. We have agreements with three counterparties containing collateral provisions. Based on those current agreements, cash deposits are required to be posted whenever the net fair value of derivatives associated with the individual counterparty exceed a specific threshold. If this threshold is exceeded, cash is posted by us if the value of derivatives is a liability to us. As of December 31, 2009, we have no cash collateral deposits posted with counterparties.

We are exposed to the impact of market fluctuations in the prices of natural gas, NGLs and condensate as a result of gathering, processing and sales activities. Our exposure to these fluctuations is primarily in the gas processing component of our business. Gathering and processing revenues are earned under various contractual arrangements with gas producers. Gathering revenues are generated through a combination of fixed-fee and index-related arrangements. Processing revenues are generated primarily through contracts which provide for processing on percent-of-liquids and percent-of-proceeds basis.

- 1) Percent-of-liquids contracts: Under these contracts, we receive a fee in the form of a percentage of the NGLs recovered, and the producer bears all of the cost of natural gas shrink. Therefore, margins increase during periods of high NGL prices and decrease during periods of low NGL prices.
- 2) Percent-of-proceeds contracts: Under these contracts, we generally gather and process natural gas on behalf of certain producers, sell the resulting residue gas and NGLs at market prices and remit to producers an agreed upon percentage of the proceeds based on an index price. In other cases, instead of remitting cash payments to

the producer, we deliver an agreed upon percentage of the residue gas and NGLs to the producer and sell the volumes kept to third parties at market prices. Under these types of contracts, revenues and gross margins increase as natural gas prices and NGL prices increase, and revenues and gross margins decrease as natural gas and NGL prices decrease.

Market risk associated with gas processing margins by contract type, and gathering and transportation margins as a percent of total gross margin remained consistent for the years ended December 31, 2009 and 2008 as our contract mix and volumes associated with those contracts did not differ materially.

The aggregate effect of a hypothetical \$1.00/MMBtu increase or decrease in the natural gas price index would result in an approximate annual gross margin change of \$0.5 million. In addition, the aggregate effect of a hypothetical \$10.00/Bbl increase or decrease in the crude oil price index would result in an approximate annual gross margin change of \$0.7 million.

Prism Gas has entered into hedging transactions through 2010 to protect a portion of its commodity exposure from these contracts. These hedging arrangements are in the form of swaps for crude oil, natural gas and natural gasoline.

Based on estimated volumes, as of December 31, 2009, we had hedged approximately 50% of our commodity risk by volume for 2010. We anticipate entering into additional commodity derivatives on an ongoing basis to manage our risks associated with these market fluctuations and will consider using various commodity derivatives, including forward contracts, swaps, collars, futures and options, although there is no assurance that we will be able to do so or that the terms thereof will be similar to our existing hedging arrangements.

The relevant payment indices for our various commodity contracts are as follows:

- Natural gas contracts - monthly posting for ANR Pipeline Co. - Louisiana as posted in Platts Inside FERC's Gas Market Report;
- Crude oil contracts - WTI NYMEX average for the month of the daily closing prices; and
- Natural gasoline contracts - Mt. Belvieu Non-TET average monthly postings as reported by the Oil Price Information Service (OPIS).

**Derivative Contracts in Place  
As of December 31, 2009**

Period	Underlying	Notional Volume	Commodity Price We Receive	Commodity Price We Pay	Fair Value Asset (In Thousands)	Fair Value Liability (In Thousands)
January 2010-December 2010	Crude Oil	24,000 (BBL)	Index	\$69.15/bbl	\$ —	\$ 290
January 2010-December 2010	Crude Oil	36,000 (BBL)	Index	\$72.25/bbl	—	326
January 2010-December 2010	Crude Oil	12,000 (BBL)	Index	\$104.80/bbl	275	—
January 2010-December 2010	Natural Gasoline	12,000 (BBL)	Index	\$94.14/bbl	241	—
January 2010-December 2010	Natural Gas	240,000 (MMBTU)	Index	\$5.95/Mmbtu	42	—
January 2010-December 2010	Natural Gas	120,000 (MMBTU)	Index	\$6.005/Mmbtu	28	—
					\$ 586	\$ 616

Our principal customers with respect to Prism Gas' natural gas gathering and processing are large, natural gas marketing services, oil and gas producers and industrial end-users. In addition, substantially all of our natural gas and NGL sales are made at market-based prices. Our standard gas and NGL sales contracts contain adequate assurance provisions which allows for the suspension of deliveries, cancellation of agreements or discontinuance of deliveries to the buyer unless the buyer provides security for payment in a form satisfactory to us.



## Interest Rate Risk

*Interest Rate Risk.* We are exposed to changes in interest rates as a result of our credit facility, which had a weighted-average interest rate of 7.32% as of December 31, 2009. As of March 3, 2010, we had a total of \$275.0 million of indebtedness outstanding under our credit facility of which \$110.0 million was unhedged floating rate debt. Based on the amount of unhedged floating rate debt owed by us on December 31, 2009, the impact of a 1% increase in interest rates on this amount of debt would result in an increase in interest expense and a corresponding decrease in net income of approximately \$1.1 million annually.

We have entered into interest rate protection agreements to manage our interest rate risk exposure by fixing a portion of the interest expense we pay on our long-term debt under our credit facility. Continued instability in the banking markets could affect whether our counterparties of interest rate protection agreements are able to honor their agreements. If the counterparties fail to honor their commitments, we could experience higher interest rates, which could have a material adverse effect on our business, financial condition and results of operations. In addition, if the counterparties fail to honor their commitments, we also may be required to replace such interest rate protection agreements with new interest rate protection agreements, and such replacement interest rate protection agreements may be at higher rates than our current interest rate protection agreements.

We manage a portion of our interest rate risk with interest rate swaps, which reduce our exposure to changes in interest rates by converting variable interest rates to fixed interest rates. Pursuant to the terms of the interest rate swap agreement, we pay a fixed rate and receive an interest payment based on the one-month LIBOR. The net difference to be paid or received under the interest rate swap agreement is settled monthly and is recognized as an adjustment to interest expense.

At December 31, 2009, we are party to interest rate swap agreements with Royal Bank of Canada as shown below:

### Interest Rate Swaps As of December 31, 2009

Date of Swap	Maturity	Notional Amount	Interest Rate We Pay	Interest Rate We Receive	Fair Value Asset (In Thousands)	Fair Value Liability (In Thousands)
March 2006	November 2010	\$75,000	5.250%	3 MO LIBOR	\$ —	\$ 3,448
November 2006	March 2010	\$30,000	4.765%	3 MO LIBOR	—	334
September 2007	September 2010	\$25,000	4.605%	3 MO LIBOR	—	771
January 2008	January 2010	\$25,000	3.400%	3 MO LIBOR	—	198
October 2008	October 2010	\$40,000	2.820%	3 MO LIBOR	—	938
February 2009	November 2010	\$75,000	1.295%	1 MO LIBOR	—	556
March 2009	September 2010	\$25,000	1.290%	1 MO LIBOR	—	169
April 2009	January 2010	\$25,000	.720%	1 MO LIBOR	—	10
April 2009	October 2010	\$40,000	1.000%	1 MO LIBOR	—	187
February 2009	November 2010	\$75,000	3 MO LIBOR	1.445%	696	—
March 2009	September 2010	\$25,000	3 MO LIBOR	1.590%	220	—
April 2009	January 2010	\$25,000	3 MO LIBOR	1.070%	50	—
April 2009	October 2010	\$40,000	3 MO LIBOR	1.240%	320	—
					<u>\$ 1,286</u>	<u>\$ 6,611</u>

**Item 8. Financial Statements and Supplementary Data**

The following financial statements of Martin Midstream Partners L.P. (Partnership):

	Page
Report of Independent Registered Public Accounting Firm.....	78
Report of Independent Registered Public Accounting Firm.....	79
Consolidated Balance Sheets as of December 31, 2009 and 2008 .....	80
Consolidated Statements of Operations for the years ended December 31, 2009, 2008 and 2007.....	81
Consolidated Statements of Changes in Capital for the years ended December 31, 2009, 2008 and 2007.....	82
Consolidated Statements of Comprehensive Income for the years ended December 31, 2009, 2008 and 2007 .....	83
Consolidated Statements of Cash Flows for the years ended December 31, 2009, 2008 and 2007 .....	84
Notes to the Consolidated Financial Statements .....	85

**Report of Independent Registered Public Accounting Firm**

The Board of Directors  
Martin Midstream GP LLC:

We have audited the accompanying consolidated balance sheets of Martin Midstream Partners L.P. and subsidiaries as of December 31, 2009 and 2008, and the related consolidated statements of operations, changes in capital, comprehensive income, and cash flows for each of the years in the three-year period ended December 31, 2009. These financial statements are the responsibility of Martin Midstream's management. Our responsibility is to express an opinion on these financial statements based on our audits.

We conducted our audits in accordance with the standards of the Public Company Accounting Oversight Board (United States). Those standards require that we plan and perform the audit to obtain reasonable assurance about whether the financial statements are free of material misstatement. An audit includes examining, on a test basis, evidence supporting the amounts and disclosures in the financial statements. An audit also includes assessing the accounting principles used and significant estimates made by management, as well as evaluating the overall financial statement presentation. We believe that our audits provide a reasonable basis for our opinion.

In our opinion, the consolidated financial statements referred to above present fairly, in all material respects, the consolidated financial position of Martin Midstream Partners L.P. and subsidiaries as of December 31, 2009 and 2008 and the results of their operations and their cash flows for each of the years in the three-year period ended December 31, 2009, in conformity with U.S. generally accepted accounting principles.

We also have audited, in accordance with the standards of the Public Company Accounting Oversight Board (United States), Martin Midstream Partners L.P. and subsidiaries' internal control over financial reporting as of December 31, 2009, based on criteria established in *Internal Control—Integrated Framework* issued by the Committee of Sponsoring Organizations of the Treadway Commission (COSO), and our report dated March 4, 2010 expressed an unqualified opinion on the effectiveness of Martin Midstream Partners L.P. and subsidiaries' internal control over financial reporting.

/s/ KPMG LLP

Shreveport, Louisiana  
March 4, 2010

## **Report of Independent Registered Public Accounting Firm**

The Board of Directors  
Martin Midstream GP LLC:

We have audited Martin Midstream Partners L.P. and subsidiaries' internal control over financial reporting as of December 31, 2009, based on criteria established in *Internal Control—Integrated Framework* issued by the Committee of Sponsoring Organizations of the Treadway Commission (COSO). Martin Midstream's management is responsible for maintaining effective internal control over financial reporting and for its assessment of the effectiveness of internal control over financial reporting included in the accompanying Management's Report on Internal Control Over Financial Reporting in Item 9A(b). Our responsibility is to express an opinion on Martin Midstream's internal control over financial reporting based on our audit.

We conducted our audit in accordance with the standards of the Public Company Accounting Oversight Board (United States). Those standards require that we plan and perform the audit to obtain reasonable assurance about whether effective internal control over financial reporting was maintained in all material respects. Our audit included obtaining an understanding of internal control over financial reporting, assessing the risk that a material weakness exists, and testing and evaluating the design and operating effectiveness of internal control based on the assessed risk. Our audit also included performing such other procedures as we considered necessary in the circumstances. We believe that our audit provides a reasonable basis for our opinion.

A company's internal control over financial reporting is a process designed to provide reasonable assurance regarding the reliability of financial reporting and the preparation of financial statements for external purposes in accordance with generally accepted accounting principles. A company's internal control over financial reporting includes those policies and procedures that (1) pertain to the maintenance of records that, in reasonable detail, accurately and fairly reflect the transactions and dispositions of the assets of the company; (2) provide reasonable assurance that transactions are recorded as necessary to permit preparation of financial statements in accordance with generally accepted accounting principles, and that receipts and expenditures of the company are being made only in accordance with authorizations of management and directors of the company; and (3) provide reasonable assurance regarding prevention or timely detection of unauthorized acquisition, use, or disposition of the company's assets that could have a material effect on the financial statements.

Because of its inherent limitations, internal control over financial reporting may not prevent or detect misstatements. Also, projections of any evaluation of effectiveness to future periods are subject to the risk that controls may become inadequate because of changes in conditions, or that the degree of compliance with the policies or procedures may deteriorate.

In our opinion, Martin Midstream Partners L.P. and subsidiaries maintained, in all respects, effective internal control over financial reporting as of December 31, 2009, based on criteria established in *Internal Control – Integrated Framework* issued by the Committee of Sponsoring Organizations of the Treadway Commission.

We also have audited, in accordance with the standards of the Public Company Accounting Oversight Board (United States), the consolidated balance sheets of Martin Midstream Partners L.P. and subsidiaries as of December 31, 2009 and 2008, and the related consolidated statements of operations, changes in capital, comprehensive income, and cash flows for each of the years in the three-year period ended December 31, 2009, and our report dated March 4, 2010 expressed an unqualified opinion on those consolidated financial statements.

/s/ KPMG LLP

Shreveport, Louisiana  
March 4, 2010

**MARTIN MIDSTREAM PARTNERS L.P.  
CONSOLIDATED BALANCE SHEETS**

	<b>December 31,</b>	
	<b>2009</b>	<b>2008<sup>1</sup></b>
	<b>(Dollars in thousands)</b>	
<b>Assets</b>		
Cash.....	\$ 5,956	\$ 7,983
Accounts and other receivables, less allowance for doubtful accounts of \$1,025 and \$481, respectively .....	77,413	68,168
Product exchange receivables .....	4,132	6,924
Inventories.....	35,510	42,754
Due from affiliates .....	3,051	555
Fair value of derivatives.....	1,872	3,623
Other current assets .....	<u>1,340</u>	<u>3,418</u>
Total current assets .....	<u>129,274</u>	<u>133,425</u>
Property, plant and equipment, at cost .....	584,036	576,608
Accumulated depreciation.....	<u>(162,121)</u>	<u>(130,976)</u>
Property, plant and equipment, net.....	<u>421,915</u>	<u>445,632</u>
Goodwill.....	37,268	37,405
Investment in unconsolidated entities .....	80,582	79,843
Fair value of derivatives.....	—	1,469
Other assets, net .....	<u>16,900</u>	<u>8,548</u>
	<u>\$ 685,939</u>	<u>\$ 706,322</u>
<b>Liabilities and Partners' Capital</b>		
Current installments of lease obligations	\$ 111	\$ —
Trade and other accounts payable .....	71,911	94,146
Product exchange payables .....	7,986	10,924
Due to affiliates.....	13,810	23,085
Income taxes payable .....	454	414
Fair value of derivatives.....	7,227	6,478
Other accrued liabilities .....	<u>5,000</u>	<u>6,428</u>
Total current liabilities.....	106,499	141,475
Long-term debt and capital leases, less current maturities.....	304,372	295,000
Deferred income taxes.....	8,628	17,499
Fair value of derivatives.....	—	4,302
Other long-term obligations .....	<u>1,489</u>	<u>1,667</u>
Total liabilities.....	<u>420,988</u>	<u>459,943</u>
Partners' capital.....	267,027	251,314
Accumulated other comprehensive loss.....	<u>(2,076)</u>	<u>(4,935)</u>
Total partners' capital.....	<u>264,951</u>	<u>246,379</u>
Commitments and contingencies .....		
	<u>\$ 685,939</u>	<u>\$ 706,322</u>

<sup>1</sup> Financial information for 2008 has been revised to include balances attributable to the Cross assets. See Note 2(a) — Principles of Presentation and Consolidation.

See accompanying notes to consolidated financial statements.

**MARTIN MIDSTREAM PARTNERS L.P.**  
**CONSOLIDATED STATEMENTS OF OPERATIONS**

	Year Ended December 31,		
	2009 <sup>1</sup>	2008 <sup>1</sup>	2007 <sup>1</sup>
	(Dollars in thousands, except per unit amounts)		
<b>Revenues:</b>			
Terminalling and storage *	\$ 69,710	\$ 68,552	\$ 67,905
Marine transportation *	68,480	76,349	59,579
Product sales: *			
Natural gas services	408,982	679,375	515,992
Sulfur services	79,629	371,949	131,326
Terminalling and storage	35,584	50,219	29,525
	<u>524,195</u>	<u>1,101,543</u>	<u>676,843</u>
Total revenues	<u>662,385</u>	<u>1,246,444</u>	<u>804,327</u>
<b>Costs and expenses:</b>			
Cost of products sold: (excluding depreciation and amortization)			
Natural gas services *	382,542	657,662	495,641
Sulfur services *	43,386	313,143	97,577
Terminalling and storage	31,331	42,721	25,471
	<u>457,259</u>	<u>1,013,526</u>	<u>618,689</u>
Expenses:			
Operating expenses *	117,438	126,808	104,165
Selling, general and administrative *	19,775	19,062	13,918
Depreciation and amortization	39,506	34,893	26,323
Total costs and expenses	<u>633,978</u>	<u>1,194,289</u>	<u>763,095</u>
Other operating income	<u>6,013</u>	<u>209</u>	<u>703</u>
Operating income	<u>34,420</u>	<u>52,364</u>	<u>41,935</u>
<b>Other income (expense):</b>			
Equity in earnings of unconsolidated entities	7,044	13,224	10,941
Interest expense	(18,995)	(21,433)	(15,125)
Other, net	326	801	405
Total other income (expense)	<u>(11,625)</u>	<u>(7,408)</u>	<u>(3,779)</u>
Net income before taxes	22,795	44,956	38,156
Income tax benefit (expense)	(592)	(1,398)	(5,595)
Net income	<u>\$ 22,203</u>	<u>\$ 43,558</u>	<u>\$ 32,561</u>
General partner's interest in net income <sup>2</sup>	<u>\$ 3,249</u>	<u>\$ 3,301</u>	<u>\$ 1,564</u>
Limited partners' interest in net income <sup>2</sup>	<u>\$ 17,179</u>	<u>\$ 39,509</u>	<u>\$ 23,375</u>
Net income per limited partner unit - basic and diluted	\$ 1.17	\$ 2.72	\$ 1.67
Weighted average limited partner units - basic	14,680,807	14,529,826	14,018,799
Weighted average limited partner units - diluted	14,684,775	14,534,722	14,022,545

<sup>1</sup> Financial information for 2007, 2008 and for the period January 1, 2009 through November 24, 2009 has been revised to include results attributable to the Cross assets. See Note 2(a) — Principles of Presentation and Consolidation.

<sup>2</sup> General and limited partner's interest in net income includes net income of the Cross assets since the date of the acquisition.

See accompanying notes to consolidated financial statements.

**\*Related Party Transactions Included Above**

<b>Revenues:</b>			
Terminalling and storage	\$ 19,998	\$18,362	\$ 11,816
Marine transportation	19,370	24,956	23,729
Product Sales	5,838	26,704	7,577
<b>Costs and expenses:</b>			
Cost of products sold: (excluding depreciation and amortization)			
Natural gas services	56,914	92,322	62,686
Sulfur services	12,583	13,282	13,992
Expenses:			
Operating expenses	37,284	37,661	28,991
Selling, general and administrative	7,162	6,284	4,089

**MARTIN MIDSTREAM PARTNERS L.P.**  
**CONSOLIDATED STATEMENTS OF CHANGES IN CAPITAL**  
**For the years ended December 31, 2009, 2008 and 2007**

	Partners' Capital						Accumulated Comprehensive Income Amount	Total
	Parent Net Investment <sup>1</sup>	Common		Subordinated		General Partner Amount		
		Units	Amount	Units	Amount			
				(Dollars in thousands)				
<b>Balances – December 31, 2006</b> .....	\$ 3,295	10,603,808	\$ 201,426	2,552,018	\$ (6,224)	\$ 3,201	\$ 122	\$ 201,820
Net Income .....	7,622	—	19,781	—	3,594	1,564	—	32,561
Follow-on public offering .....	—	1,380,000	55,933	—	—	—	—	55,933
General partner contribution.....	—	—	—	—	—	1,192	—	1,192
Conversion of subordinated units to common units...	—	850,672	(3,243)	(850,672)	3,243	—	—	—
Unit-based compensation.....	—	3,000	46	—	—	—	—	46
Cash distributions (\$2.60 per unit) .....	—	—	(29,423)	—	(6,635)	(1,845)	—	(37,903)
Commodity hedging gains reclassified to earnings..	—	—	—	—	—	—	478	478
Adjustment in fair value of derivatives .....	—	—	—	—	—	—	(7,362)	(7,362)
<b>Balances – December 31, 2007</b> .....	\$ 10,917	12,837,480	\$ 244,520	1,701,346	\$ (6,022)	\$ 4,112	\$ (6,762)	\$ 246,765
Net Income .....	748	—	34,978	—	4,531	3,301	—	43,558
Cash distributions (\$2.91 per unit) .....	—	—	(37,357)	—	(4,951)	(3,409)	—	(45,717)
Conversion of subordinated units to common units.	—	850,672	(2,754)	(850,672)	2,754	—	—	—
Unit-based compensation.....	—	3,000	39	—	—	—	—	39
Purchase of treasury units .....	—	(3,000)	(93)	—	—	—	—	(93)
Adjustment in fair value of derivatives .....	—	—	—	—	—	—	1,827	1,827
<b>Balances – December 31, 2008</b> .....	\$ 11,665	13,688,152	\$ 239,333	850,674	\$ (3,688)	\$ 4,004	\$ (4,935)	\$ 246,379
Net Income .....	1,664	—	16,310	—	980	3,249	—	22,203
General partner contribution.....	—	—	—	—	—	1,324	—	1,324
Units issued in connection with Cross acquisition...	—	804,721	16,523	889,444	16,434	—	—	32,957
Recognition of beneficial conversion feature.....	—	—	(111)	—	111	—	—	—
Issuance of common units.....	—	714,285	20,000	—	—	—	—	20,000
Cash distributions (\$3.00 per unit) .....	—	—	(41,064)	—	(2,552)	(3,846)	—	(47,462)
Conversion of subordinated units to common units.	—	850,674	(5,328)	(850,674)	5,328	—	—	—
Unit-based compensation.....	—	3,000	98	—	—	—	—	98
Purchase of treasury units .....	—	(3,000)	(78)	—	—	—	—	(78)
Distributions to parent.....	(13,329)	—	—	—	—	—	—	(13,329)
Adjustment in fair value of derivatives .....	—	—	—	—	—	—	2,859	2,859
<b>Balances – December 31, 2009</b> .....	<u>\$ —</u>	<u>16,057,832</u>	<u>\$ 245,683</u>	<u>889,444</u>	<u>\$ 16,613</u>	<u>\$ 4,731</u>	<u>\$ (2,076)</u>	<u>\$ 264,951</u>

<sup>1</sup> Financial information for 2007, 2008 and for the period January 1, 2009 through November 24, 2009 has been revised to include results attributable to the Cross assets. See Note 2(a) — Principles of Presentation and Consolidation.

See accompanying notes to consolidated financial statements.

**MARTIN MIDSTREAM PARTNERS L.P.**  
**CONSOLIDATED STATEMENTS OF COMPREHENSIVE INCOME**  
**(Dollars in thousands)**

	<b>Year Ended December 31,</b>		
	<b>2009<sup>1</sup></b>	<b>2008<sup>1</sup></b>	<b>2007<sup>1</sup></b>
	<b>(Dollars in thousands)</b>		
Net income .....	\$ 22,203	\$ 43,558	\$ 32,561
Changes in fair values of commodity cash flow hedges .....	14	4,219	(3,569)
Commodity cash flow hedging (gains) losses reclassified to earnings .....	(2,646)	3,043	478
Changes in fair value of interest rate cash flow hedges.....	(1,854)	(5,435)	(3,793)
Interest rate cash flow hedging losses reclassified to earnings.....	<u>7,345</u>	<u>—</u>	<u>—</u>
Comprehensive income.....	<u>\$ 25,062</u>	<u>\$ 45,385</u>	<u>\$ 25,677</u>

<sup>1</sup> Financial information for 2007, 2008 and for the period January 1, 2009 through November 24, 2009 has been revised to include results attributable to the Cross assets. See Note 2(a) - Principles of Presentation and Consolidation.

See accompanying notes to consolidated financial statements.



**MARTIN MIDSTREAM PARTNERS L.P.**  
**CONSOLIDATED STATEMENTS OF CASH FLOWS**

	<b>Year Ended December 31,</b>		
	<b>2009<sup>1</sup></b>	<b>2008<sup>1</sup></b>	<b>2007<sup>1</sup></b>
	<b>(Dollars in thousands)</b>		
Cash flows from operating activities:			
Net income	\$ 22,203	\$ 43,558	\$ 32,561
Adjustments to reconcile net income to net cash provided by operating activities:			
Depreciation and amortization	39,506	34,895	26,322
Amortization of deferred debt issue costs	1,689	1,120	1,233
Deferred income taxes	294	2,442	680
Gain on disposition or sale of property, plant, and equipment	(4,996)	(131)	(484)
Gain on involuntary conversion of property, plant, and equipment	(1,017)	(65)	—
Equity in earnings of unconsolidated entities	(7,044)	(13,224)	(10,941)
Distributions from unconsolidated entities	650	500	1,523
Distribution in-kind from unconsolidated entities	5,826	9,725	9,337
Non-cash mark-to-market on derivatives	2,526	(2,327)	3,904
Other	98	39	47
Change in current assets and liabilities, excluding effects of acquisitions and dispositions:			
Accounts and other receivables	(10,471)	19,753	(26,992)
Product exchange receivables	2,792	3,988	(3,422)
Inventories	7,135	9,398	(18,651)
Due from affiliates	1,560	1,770	(995)
Other current assets	2,461	(992)	(1,241)
Trade and other accounts payable	(15,874)	(14,904)	46,119
Product exchange payables	(2,938)	(13,629)	9,817
Due to affiliates	4,133	5,966	(5,583)
Income taxes payable	569	(453)	(1,225)
Other accrued liabilities	871	101	793
Change in other non-current assets and liabilities	(2,381)	(1,190)	(1,593)
Net cash provided by operating activities	<u>47,592</u>	<u>86,340</u>	<u>61,209</u>
Cash flows from investing activities:			
Payments for property, plant, and equipment	(35,846)	(101,450)	(85,359)
Acquisitions, net of cash acquired	(327)	(5,983)	(41,271)
Proceeds from sale of property, plant, and equipment	19,445	463	1,293
Insurance proceeds from involuntary conversion of property, plant and equipment	2,224	1,503	—
Return of investments from unconsolidated entities	877	1,225	1,952
Distributions from (contributions to) unconsolidated entities for operations	(1,048)	(2,379)	(6,910)
Net cash used in investing activities	<u>(14,675)</u>	<u>(106,621)</u>	<u>(130,295)</u>
Cash flows from financing activities:			
Payments of long-term debt	(431,982)	(257,191)	(169,024)
Proceeds from long-term debt	433,700	327,170	219,950
Net proceeds from follow on public offering	—	—	55,933
General partner contribution	1,324	—	1,192
Purchase of treasury units	(78)	(93)	—
Proceeds from issuance of common units	20,000	—	—
Payments of debt issuance costs	(10,446)	(18)	(252)
Cash distributions paid	(47,462)	(45,717)	(37,903)
Net cash provided by (used in) financing activities	<u>(34,944)</u>	<u>24,151</u>	<u>69,896</u>
Net increase(decrease) in cash	(2,027)	3,870	810
Cash at beginning of period	<u>7,983</u>	<u>4,113</u>	<u>3,303</u>
Cash at end of period	<u>\$ 5,956</u>	<u>\$ 7,983</u>	<u>\$ 4,113</u>
Supplemental schedule of non-cash investing and financing activities:			
Purchase of assets under capital lease obligations	<u>\$ 7,764</u>	<u>\$ —</u>	<u>\$ —</u>
Issuance of common and subordinated units in connection with Cross acquisition	<u>\$ 32,957</u>	<u>\$ —</u>	<u>\$ —</u>

<sup>1</sup> Financial information for 2007, 2008 and for the period January 1, 2009 through November 24, 2009 has been revised to include results attributable to the Cross assets. See Note 2(a) - Principles of Presentation and Consolidation.

See accompanying notes to consolidated financial statements.

**MARTIN MIDSTREAM PARTNERS L.P.**  
**NOTES TO CONSOLIDATED FINANCIAL STATEMENTS**  
(Dollars in Thousands)

**(1) ORGANIZATION AND DESCRIPTION OF BUSINESS**

Martin Midstream Partners L.P. (the “Partnership”) is a publicly traded limited partnership with a diverse set of operations focused primarily in the United States Gulf Coast region. Its four primary business lines include: terminalling and storage services for petroleum products and by-products, natural gas services, sulfur and sulfur-based products processing, manufacturing, marketing and distribution and marine transportation services for petroleum products and by-products.

The petroleum products and by-products the Partnership collects, transports, stores and distributes are produced primarily by major and independent oil and gas companies who often turn to third parties, such as the Partnership, for the transportation and disposition of these products. In addition to these major and independent oil and gas companies, our primary customers include independent refiners, large chemical companies, fertilizer manufacturers and other wholesale purchasers of these products. The Partnership operates primarily in the Gulf Coast region of the United States, which is a major hub for petroleum refining, natural gas gathering and processing and support services for the oil and gas exploration and production industry.

The Partnership owns Prism Gas Systems I, L.P. (“Prism Gas”) which is engaged in the gathering, processing and marketing of natural gas and natural gas liquids, predominantly in Texas and northwest Louisiana. Prism Gas owns a 50% ownership interest in Waskom Gas Processing Company (“Waskom”), the Matagorda Offshore Gathering System (“Matagorda”), Panther Interstate Pipeline Energy LLC (“PIPE”), and Bosque County Pipeline (“BCP”) each accounted for under the equity method of accounting.

**(2) SIGNIFICANT ACCOUNTING POLICIES**

**(a) Principles of Presentation and Consolidation**

The consolidated financial statements include the financial statements of the Partnership and its wholly-owned subsidiaries and equity method investees. In the opinion of the management of the Partnership’s general partner, all adjustments and elimination of significant intercompany balances necessary for a fair presentation of the Partnership’s results of operations, financial position and cash flows for the periods shown have been made. All such adjustments are of a normal recurring nature. In addition, the Partnership evaluates its relationships with other entities to identify whether they are variable interest entities under certain provisions of the Financial Accounting Standards Board (“FASB”) Accounting Standards Codification (“ASC”), 810-10 and to assess whether it is the primary beneficiary of such entities. If the determination is made that the Partnership is the primary beneficiary, then that entity is included in the consolidated financial statements in accordance with ASC 810-10. No such variable interest entities exist as of December 31, 2009 or 2008.

The Partnership acquired the assets of Cross Oil Refining & Marketing Inc. (“Cross”) from Martin Resource Management (“Martin Resource Management”) in November 2009 as described in Note 5. The acquisition of the Cross assets was considered a transfer of net assets between entities under common control. The acquisition of the Cross assets and increase in partners capital for the common and subordinated units issued in November 2009 are recorded at amounts based on the historical carrying value of the Cross assets at that date, and the Partnership is required to revise its historical financial statements to include the activities of the Cross assets as of the date of common control. Martin Resource Management acquired Cross in November 2006; however, the activity for the period Cross was owned by Martin Resource Management during 2006 was not considered significant to the Partnership’s consolidated financial statements and has been excluded from the consolidated financial statements. The Partnership’s historical financial statements for 2007, 2008 and the period January 1, 2009 through November 24, 2009 have been revised to reflect the financial position, cash flows and results of operations attributable to the Cross assets as if the Partnership owned the Cross assets for these periods. Net income attributable to the Cross assets for periods prior to the Partnership’s acquisition of the assets is not allocated to the general and limited partners for purposes of calculating net income per limited partner unit. See Note (2)(o).

**MARTIN MIDSTREAM PARTNERS L.P.**  
**NOTES TO CONSOLIDATED FINANCIAL STATEMENTS**  
(Dollars in Thousands)

**(b) Product Exchanges**

The Partnership enters into product exchange agreements with third parties whereby the Partnership agrees to exchange NGLs and sulfur with third parties. The Partnership records the balance of exchange products due to other companies under these agreements at quoted market product prices and the balance of exchange products due from other companies at the lower of cost or market. Cost is determined using the first-in, first-out (“FIFO”) method.

**(c) Inventories**

Inventories are stated at the lower of cost or market. Cost is determined by using the first-in, first-out (FIFO) method for all inventories.

**(d) Revenue Recognition**

*Terminalling and storage* – Revenue is recognized for storage contracts based on the contracted monthly tank fixed fee. For throughput contracts, revenue is recognized based on the volume moved through the Partnership’s terminals at the contracted rate. For the Partnership’s tolling agreement, revenue is recognized based on the contracted monthly reservation fee and throughput volumes moved through the facility. When lubricants and drilling fluids are sold by truck, revenue is recognized upon delivering product to the customers as title to the product transfers when the customer physically receives the product.

*Natural gas services* – Natural gas gathering and processing revenues are recognized when title passes or service is performed. NGL distribution revenue is recognized when product is delivered by truck to our NGL customers, which occurs when the customer physically receives the product. When product is sold in storage, or by pipeline, the Partnership recognizes NGL distribution revenue when the customer receives the product from either the storage facility or pipeline.

*Sulfur services* – Revenues are recognized when the products are delivered, which occurs when the customer has taken title and has assumed the risks and rewards of ownership based on specific contract terms at either the shipping or delivery point.

*Marine transportation* – Revenue is recognized for contracted trips upon completion of the particular trip. For time charters, revenue is recognized based on a per day rate.

**(e) Equity Method Investments**

The Partnership uses the equity method of accounting for investments in unconsolidated entities where the ability to exercise significant influence over such entities exists. Investments in unconsolidated entities consist of capital contributions and advances plus the Partnership’s share of accumulated earnings as of the entities’ latest fiscal year-ends, less capital withdrawals and distributions. Investments in excess of the underlying net assets of equity method investees, specifically identifiable to property, plant and equipment, are amortized over the useful life of the related assets. Excess investment representing equity method goodwill is not amortized but is evaluated for impairment, annually. Under certain provisions of ASC 350-20, related to goodwill, this goodwill is not subject to amortization and is accounted for as a component of the investment. Equity method investments are subject to impairment under the provisions of ASC 323-10, which relates to the equity method of accounting for investments in common stock. No portion of the net income from these entities is included in the Partnership’s operating income.

The Partnership’s Prism Gas subsidiary owns an unconsolidated 50% interest in Waskom, Matagorda, and PIPE. As a result, these assets are accounted for by the equity method.

**(f) Property, Plant, and Equipment**

Owned property, plant, and equipment is stated at cost, less accumulated depreciation. Owned buildings and equipment are depreciated using straight-line method over the estimated lives of the respective assets.

Equipment under capital leases is stated at the present value of minimum lease payments less accumulated amortization. Equipment under capital leases is amortized straight line over the estimated useful life of the asset.

**MARTIN MIDSTREAM PARTNERS L.P.**  
**NOTES TO CONSOLIDATED FINANCIAL STATEMENTS**  
(Dollars in Thousands)

Routine maintenance and repairs are charged to operating expense while costs of betterments and renewals are capitalized. When an asset is retired or sold, its cost and related accumulated depreciation are removed from the accounts and the difference between net book value of the asset and proceeds from disposition is recognized as gain or loss.

**(g) Goodwill and Other Intangible Assets**

Goodwill represents the excess of costs over fair value of assets of businesses acquired. Goodwill and intangible assets acquired in a purchase business combination and determined to have an indefinite useful life are not amortized, but instead tested for impairment at least annually in accordance with certain provisions of ASC 350-20. Intangible assets with estimated useful lives are amortized over their respective estimated useful lives to their estimated residual values, and reviewed for impairment under certain provisions of ASC 360-10 related to accounting for impairment or disposal of long-lived assets. Other intangible assets primarily consist of covenants not-to-compete and contracts obtained through business combinations and are being amortized over the life of the respective agreements.

Goodwill is subject to a fair-value based impairment test on an annual basis, or more often if events or circumstances indicate there may be impairment. The Partnership is required to identify their reporting units and determine the carrying value of each reporting unit by assigning the assets and liabilities, including the existing goodwill and intangible assets. Goodwill is assigned to reporting units at the date the goodwill is initially recorded. Once goodwill has been assigned to reporting units, it no longer retains its association with a particular acquisition, and all of the activities within a reporting unit, whether acquired or organically grown, are available to support value of the goodwill.

The Partnership performed the annual impairment tests as of September 30, 2009, September 30, 2008 and September 30, 2007, respectively. In performing such tests, it was determined that there were four "reporting units" which contained goodwill. These reporting units were in each of the four reporting segments: terminalling, natural gas services, marine transportation, and sulfur services. The estimated fair value of the reporting units with goodwill were developed using the guideline public company method, the guideline transaction method, and the discounted cash flow ("DCF") method using observable market data where available. To the extent the carrying amount of a reporting unit exceeds the fair value of the reporting unit, the Partnership would be required to perform the second step of the impairment test, as this is an indication that the reporting unit goodwill may be impaired. At September 30, 2009, 2008 and 2007 the estimated fair value of each of the four reporting units was in excess of its carrying value which indicates no impairment existed.

As a result of the deterioration in the overall stock market subsequent to September 30, 2008 and the decline in the Partnership's unit price, the Partnership reviewed specific factors, as outlined under certain provisions of ASC 350-20, to determine if the Partnership had a triggering event that required it to test the goodwill for impairment as of December 31, 2008. These factors included whether there have been any significant fundamental changes since the annual impairment test to (i) the Partnership as a whole or to the reporting units, including regulatory changes, (ii) the level of operating cash flows, (iii) the expectation of future levels of operating cash flows, (iv) the executive management team, and (v) the carrying value of the other long-lived assets. While these factors did not indicate a triggering event occurred, the Partnership's unit price fell to a point by December 31, 2008 that resulted in the total market capitalization being less than the partner's equity. The Partnership determined this to be a triggering event requiring the Partnership to perform an impairment test as of December 31, 2008. As a result of the goodwill impairment test for each of the four reporting units as of December 31, 2008, no impairment was determined to exist.

**(h) Debt Issuance Costs**

In connection with the Partnership's multi-bank credit facility, on November 10, 2005, it incurred debt issuance costs of \$3,258. In connection with the amendment and expansion of the Partnership's multi-bank credit facility on June 30, 2006, it incurred debt issuance costs of \$372. In connection with the amendment and expansion of the Partnership's multi-bank credit facility on December 28, 2007, it incurred debt issuance costs of \$252. In connection with the amendment and expansion of the Partnership's multi-bank credit facility in December, 2009, it incurred debt issuance costs of \$10,383. Due to a reduction in the number of lenders under the Partnership's multi-bank credit agreement, \$495 of the existing debt issuance costs were determined not to have continuing benefit and were expensed during 2009. These debt issuance costs, along with the remaining unamortized deferred issuance costs relating to the line of credit facility as of November 10, 2005 which remain deferred, are amortized over the term of the revised debt arrangement.

**MARTIN MIDSTREAM PARTNERS L.P.**  
**NOTES TO CONSOLIDATED FINANCIAL STATEMENTS**  
(Dollars in Thousands)

Amortization of debt issuance cost, which is included in interest expense for the years ended December 31, 2009, 2008 and 2007, totaled \$1,689, \$1,120, and \$1,233, respectively, and accumulated amortization amounted to \$105 and \$5,445 at December 31, 2009 and 2008, respectively. The unamortized balance of debt issuance costs, classified as other assets amounted to \$10,885 and \$2,086 at December 31, 2009 and 2008, respectively.

**(i) Impairment of Long-Lived Assets**

In accordance with ASC 360-10, long-lived assets, such as property, plant and equipment, are reviewed for impairment whenever events or changes in circumstances indicate that the carrying amount of an asset may not be recoverable. Recoverability of assets to be held and used is measured by a comparison of the carrying amount of an asset to estimated undiscounted future cash flows expected to be generated by the asset. If the carrying amount of an asset exceeds its estimated future cash flows, an impairment charge is recognized by the amount by which the carrying amount of the asset exceeds the fair value of the asset. Assets to be disposed of would be separately presented in the balance sheet and reported at the lower of the carrying amount or fair value less costs to sell, and are no longer depreciated. The assets and liabilities of a disposed group classified as held for sale would be presented separately in the appropriate asset and liability sections of the balance sheet. The Partnership has not identified any triggering events in 2009, 2008 or 2007 that would require an assessment for impairment of long-lived assets.

**(j) Asset Retirement Obligation**

Under ASC 410-20, which relates to accounting requirements for costs associated with legal obligations to retire tangible, long-lived assets, the Partnership records an Asset Retirement Obligation (“ARO”) at fair value in the period in which it is incurred by increasing the carrying amount of the related long-lived asset. In each subsequent period, the liability is accreted over time towards the ultimate obligation amount and the capitalized costs are depreciated over the useful life of the related asset. The Partnership’s fixed assets include land, buildings, transportation equipment, storage equipment, marine vessels and operating equipment.

The transportation equipment includes pipeline systems. The Partnership transports NGLs through the pipeline system and gathering system. The Partnership also gathers natural gas from wells owned by producers and delivers natural gas and NGLs on the Partnership’s pipeline systems, primarily in Texas and Louisiana to the fractionation facility of the Partnership’s 50% owned joint venture. The Partnership is obligated by contractual or regulatory requirements to remove certain facilities or perform other remediation upon retirement of the Partnership’s assets. However, the Partnership is not able to reasonably determine the fair value of the asset retirement obligations for the Partnership’s trunk and gathering pipelines and the Partnership’s surface facilities, since future dismantlement and removal dates are indeterminate. In order to determine a removal date of the Partnership’s gathering lines and related surface assets, reserve information regarding the production life of the specific field is required. As a transporter and gatherer of natural gas, the Partnership is not a producer of the field reserves, and the Partnership therefore does not have access to adequate forecasts that predict the timing of expected production for existing reserves on those fields in which the Partnership gathers natural gas. In the absence of such information, the Partnership is not able to make a reasonable estimate of when future dismantlement and removal dates of the Partnership’s gathering assets will occur. With regard to the Partnership’s trunk pipelines and their related surface assets, it is impossible to predict when demand for transportation of the related products will cease. The Partnership’s right-of-way agreements allow us to maintain the right-of-way rather than remove the pipe. In addition, the Partnership can evaluate the Partnership’s trunk pipelines for alternative uses, which can be and have been found. The Partnership will record such asset retirement obligations in the period in which more information becomes available for us to reasonably estimate the settlement dates of the retirement obligations.

**(k) Derivative Instruments and Hedging Activities**

In accordance with certain provisions of ASC 815-10 related to accounting for derivative instruments and hedging activities, all derivatives and hedging instruments are included on the balance sheet as an asset or liability measured at fair value and changes in fair value are recognized currently in earnings unless specific hedge accounting criteria are met. If a derivative qualifies for hedge accounting, changes in the fair value can be offset against the change in the fair value of the hedged item through earnings or recognized in other comprehensive income until such time as the hedged item is recognized in earnings.

**MARTIN MIDSTREAM PARTNERS L.P.**  
**NOTES TO CONSOLIDATED FINANCIAL STATEMENTS**  
(Dollars in Thousands)

Derivative instruments not designated as hedges are being marked to market with all market value adjustments being recorded in the consolidated statements of operations. As of December 31, 2009, the Partnership has designated a portion of its derivative instruments as qualifying cash flow hedges. Fair value changes for these hedges have been recorded in accumulated other comprehensive income as a component of equity.

**(l) Comprehensive Income**

Comprehensive income includes net income and other comprehensive income. Other comprehensive income for the partnership includes unrealized gains and losses on derivative financial instruments. In accordance ASC 815-10, the partnership records deferred hedge gains and losses on its derivative financial instruments that qualify as cash flow hedges as other comprehensive income.

**(m) Unit Grants**

In August 2009, the Partnership issued 1,000 restricted common units to each of its three independent, non-employee directors under its long-term incentive plan from treasury shares purchased by the Partnership in the open market for \$77. These units vest in 25% increments beginning in January 2010 and will be fully vested in January 2013.

In May 2008, the Partnership issued 1,000 restricted common units to each of its three independent, non-employee directors under its long-term incentive plan from treasury shares purchased by the Partnership in the open market for \$93. These units vest in 25% increments beginning in January 2009 and will be fully vested in January 2012.

In May 2007, the Partnership issued 1,000 restricted common units to each of its three independent, non-employee directors under its long-term incentive plan. These units vest in 25% increments beginning in January 2008 and will be fully vested in January 2011.

In January 2006, the Partnership issued 1,000 restricted common units to each of its three independent, non-employee directors under its long-term incentive plan. These units vest in 25% increments on the anniversary of the grant date each year and will be fully vested in January 2010.

The Partnership accounts for the transaction under certain provisions of FASB ASC 505-50-55 related to equity-based payments to non-employees. The cost resulting from the share-based payment transactions was \$98, \$39, and \$46 for the years ended December 31, 2009, 2008 and 2007, respectively. The Partnership's general partner contributed cash of \$2 in May 2007 to the Partnership in conjunction with the issuance of these restricted units in order to maintain its 2% general partner interest in the Partnership.

**(n) Incentive Distribution Rights**

The Partnership's general partner, Martin Midstream GP LLC, holds a 2% general partner interest and certain incentive distribution rights in the Partnership. Incentive distribution rights represent the right to receive an increasing percentage of cash distributions after the minimum quarterly distribution, any cumulative arrearages on common units, and certain target distribution levels have been achieved. The Partnership is required to distribute all of its available cash from operating surplus, as defined in the partnership agreement. The target distribution levels entitle the general partner to receive 15% of quarterly cash distributions in excess of \$0.55 per unit until all unit holders have received \$0.625 per unit, 25% of quarterly cash distributions in excess of \$0.625 per unit until all unit holders have received \$0.75 per unit, and 50% of quarterly cash distributions in excess of \$0.75 per unit. For the years ended December 31, 2009, 2008 and 2007, the general partner received \$2,896, \$2,495, and \$1,087 in incentive distributions.

**(o) Net Income per Unit**

In March 2008, the FASB amended the provisions of ASC 260-10 related to earnings per share, which addresses the application of the two-class method in determining income per unit for master limited partnerships having multiple classes of securities that may participate in partnership distributions accounted for as equity distributions. To the extent the partnership agreement does not explicitly limit distributions to the general partner,

**MARTIN MIDSTREAM PARTNERS L.P.**  
**NOTES TO CONSOLIDATED FINANCIAL STATEMENTS**  
(Dollars in Thousands)

any earnings in excess of distributions are to be allocated to the general partner and limited partners utilizing the distribution formula for available cash specified in the partnership agreement. When current period distributions are in excess of earnings, the excess distributions for the period are to be allocated to the general partner and limited partners based on their respective sharing of losses specified in the partnership agreement. ASC 260-10 is to be applied retrospectively for all financial statements presented and is effective for financial statements issued for fiscal years beginning after December 15, 2008, and interim periods within those fiscal years.

The Partnership adopted the amended provisions of ASC 260-10 on January 1, 2009. Adoption did not impact the Partnership's computation of earnings per limited partner unit as cash distributions exceeded earnings for the years ended December 31, 2009, 2008 and 2007, respectively, and the IDRs do not share in losses under the partnership agreement. In the event the Partnership's earnings exceed cash distributions, ASC 260-10 will have an impact on the computation of the Partnership's earnings per limited partner unit. The Partnership agreement does not explicitly limit distributions to the general partner; therefore, any earnings in excess of distributions are to be allocated to the general partner and limited partners utilizing the distribution formula for available cash specified in the Partnership agreement. For years ended December 31, 2009, 2008 and 2007, the general partner's interest in net income, including the IDRs, represents distributions declared after period end on behalf of the general partner interest and IDRs less the allocated excess of distributions over earnings for the periods.

General and limited partner interest in net income includes only net income of the Cross assets since the date of acquisition. Accordingly, net income of the Partnership is adjusted to remove the net income attributable to the Cross assets prior to the date of acquisition and such income is allocated to the Parent. The recognition of the beneficial conversion feature for the period is considered a deemed distribution to the subordinated unit holders and reduces net income available to common limited partners in computing net income per unit.

For purposes of computing diluted net income per unit, the Partnership uses the more dilutive of the two-class and if-converted methods. Under the if-converted method, the beneficial conversion feature is added back to net income available to common limited partners, the weighted-average number of subordinated units outstanding for the period is added to the weighted-average number of common units outstanding for purposes of computing basic net income per unit and the resulting amount is compared to the diluted net income per unit computed using the two-class method.

The following table reconciles net income to limited partners' interest in net income:

	<u>Years Ended December 31,</u>		
	<u>2009</u>	<u>2008</u>	<u>2007</u>
Net income attributable to Martin Midstream Partners L. P .....	\$ 22,203	\$ 43,558	\$ 32,561
Less pre-acquisition income allocated to Parent .....	1,664	748	7,622
Less general partner's interest in net income:			
Distributions payable on behalf of IDRs .....	2,896	2,495	1,087
Distributions payable on behalf of general partner interest ....	949	914	758
Distributions payable to the general partner interest in excess of earnings allocable to the general partner interest	(596)	(108)	(281)
Less beneficial conversion feature .....	<u>111</u>	<u>—</u>	<u>—</u>
Limited partners' interest in net income .....	<u>\$ 17,179</u>	<u>\$ 39,509</u>	<u>\$ 23,375</u>

The weighted average units outstanding for basic net income per unit were 14,680,807, 14,529,826, and 14,018,799 for years ended December 31, 2009, 2008 and 2007, respectively. For diluted net income per unit, the weighted average units outstanding were increased by 3,968, 4,896 and 3,746 units for the years ended December 31, 2009, 2008 and 2007, respectively, due to the dilutive effect of restricted units granted under the Partnership's long-term incentive plan.

**(p) Indirect Selling, General and Administrative Expenses**

Indirect selling, general and administrative expenses are incurred by Martin Resource Management Corporation ("Martin Resource Management") and allocated to the Partnership to cover costs of centralized corporate

**MARTIN MIDSTREAM PARTNERS L.P.**  
**NOTES TO CONSOLIDATED FINANCIAL STATEMENTS**  
(Dollars in Thousands)

functions such as accounting, treasury, engineering, information technology, risk management and other corporate services. Such expenses are based on the percentage of time spent by Martin Resource Management's personnel that provide such centralized services. Under the omnibus agreement, we are required to reimburse Martin Resource Management for indirect general and administrative and corporate overhead expenses. The amount of this reimbursement was capped at \$2,000 through November 1, 2007 when the cap expired. For the years ended December 31, 2009, 2008 and 2007, the Conflicts Committee of our general partner approved reimbursement amounts of \$3,542, \$2,896, and \$1,493, respectively, reflecting our allocable share of such expenses. The Conflicts Committee will review and approve future adjustments in the reimbursement amount for indirect expenses, if any, annually.

**(q) Environmental Liabilities and Litigation**

The Partnership's policy is to accrue for losses associated with environmental remediation obligations when such losses are probable and reasonably estimable. Accruals for estimated losses from environmental remediation obligations generally are recognized no later than completion of the remedial feasibility study. Such accruals are adjusted as further information develops or circumstances change. Costs of future expenditures for environmental remediation obligations are not discounted to their present value. Recoveries of environmental remediation costs from other parties are recorded as assets when their receipt is deemed probable.

**(r) Accounts Receivable and Allowance for Doubtful Accounts.**

Trade accounts receivable are recorded at the invoiced amount and do not bear interest. The allowance for doubtful accounts is the Partnership's best estimate of the amount of probable credit losses in the Partnership's existing accounts receivable.

**(s) Use of Estimates**

Management has made a number of estimates and assumptions relating to the reporting of assets and liabilities and the disclosure of contingent assets and liabilities to prepare these consolidated financial statements in conformity with accounting principles generally accepted in the United States of America. Actual results could differ from those estimates.

**(t) Income Taxes**

With respect to the Partnership's taxable subsidiary (Woodlawn Pipeline Co., Inc.) and the Cross assets prior to the date of acquisition (see Notes 2(a) and 5(b)), income taxes are accounted for under the asset and liability method. Deferred tax assets and liabilities are recognized for the future tax consequences attributable to differences between the financial statement carrying amounts of existing assets and liabilities and their respective tax basis. Deferred tax assets and liabilities are measured using enacted tax rates expected to apply to taxable income in the years in which those temporary differences are expected to be recovered or settled. The effect on deferred tax assets and liabilities of a change in tax rates is recognized in income in the period that includes the enactment date.

**(3) FAIR VALUE MEASUREMENTS**

During the first quarter of 2008, the Partnership adopted certain provisions of ASC 820 related to fair value measurements and disclosures, which established a framework for measuring fair value and expanded disclosures about fair value measurements. The adoption of this guidance had no impact on the Partnership's financial position or results of operations.



**MARTIN MIDSTREAM PARTNERS L.P.**  
**NOTES TO CONSOLIDATED FINANCIAL STATEMENTS**  
(Dollars in Thousands)

ASC 820 applies to all assets and liabilities that are being measured and reported on a fair value basis. This statement enables the reader of the financial statements to assess the inputs used to develop those measurements by establishing a hierarchy for ranking the quality and reliability of the information used to determine fair values. ASC 820 establishes a three-tier fair value hierarchy, which prioritizes the inputs used in measuring fair value of each asset and liability carried at fair value into one of the following categories:

- Level 1: Quoted market prices in active markets for identical assets or liabilities.
- Level 2: Observable market based inputs or unobservable inputs that are corroborated by market data.
- Level 3: Unobservable inputs that are not corroborated by market data.

The Partnership's derivative instruments, which consist of commodity and interest rate swaps, are required to be measured at fair value on a recurring basis. The fair value of the Partnership's derivative instruments is determined based on inputs that are readily available in public markets or can be derived from information available in publicly quoted markets, which is considered Level 2. Refer to Note 13 for further information on the Partnership's derivative instruments and hedging activities.

The following items are measured at fair value on a recurring basis subject to the disclosure requirements of ASC 820 at December 31, 2009:

<u>Description</u>	<u>Fair Value Measurements at Reporting Date Using</u>			
	December 31, 2009	Quoted Prices in Active Markets for Identical Assets	Significant Other Observable Inputs	Significant Unobservable Inputs
		<u>(Level 1)</u>	<u>(Level 2)</u>	<u>(Level 3)</u>
<b><u>Assets</u></b>				
Interest rate derivatives	\$ 1,286	\$ —	\$ 1,286	\$ —
Commodity derivatives	<u>586</u>	<u>—</u>	<u>586</u>	<u>—</u>
Total assets	<u>\$ 1,872</u>	<u>\$ —</u>	<u>\$ 1,872</u>	<u>\$ —</u>
<b><u>Liabilities</u></b>				
Interest rate derivatives	\$ 6,611	\$ —	\$ 6,611	\$ —
Commodity derivatives	<u>616</u>	<u>—</u>	<u>616</u>	<u>—</u>
Total liabilities	<u>\$ 7,227</u>	<u>\$ —</u>	<u>\$ 7,227</u>	<u>\$ —</u>

The following items are measured at fair value on a recurring basis subject to the disclosure requirements of ASC 820 at December 31, 2008:

<u>Description</u>	<u>Fair Value Measurements at Reporting Date Using</u>			
	December 31, 2008	Quoted Prices in Active Markets for Identical Assets	Significant Other Observable Inputs	Significant Unobservable Inputs
		<u>(Level 1)</u>	<u>(Level 2)</u>	<u>(Level 3)</u>
<b><u>Assets</u></b>				
Commodity derivatives	<u>\$ 5,092</u>	<u>\$ —</u>	<u>\$ 5,092</u>	<u>\$ —</u>
<b><u>Liabilities</u></b>				
Interest rate derivatives	<u>\$ 10,780</u>	<u>\$ —</u>	<u>\$ 10,780</u>	<u>\$ —</u>

**MARTIN MIDSTREAM PARTNERS L.P.**  
**NOTES TO CONSOLIDATED FINANCIAL STATEMENTS**  
(Dollars in Thousands)

FASB ASC 825-10-65, *Disclosures about Fair Value of Financial Instruments*, requires that the Partnership disclose estimated fair values for its financial instruments. Fair value estimates are set forth below for the Partnership's financial instruments. The following methods and assumptions were used to estimate the fair value of each class of financial instrument:

- Accounts and other receivables, trade and other accounts payable, other accrued liabilities, income taxes payable and due from/to affiliates — The carrying amounts approximate fair value because of the short maturity of these instruments.
- Long-term debt including current installments — The carrying amount of the revolving and term loan facilities approximates fair value due to the debt having a variable interest rate.

**(4) RECENT ACCOUNTING PRONOUNCEMENTS**

In April 2009, the FASB amended the provisions of ASC 805-10, 805-20 and 805-30 related to accounting for assets acquired and liabilities assumed in a business combination that arise from contingencies, to amend the provisions related to the initial recognition and measurement, subsequent measurement and disclosure of assets and liabilities arising from contingencies in a business combination under ASC. Under the new guidance, assets acquired and liabilities assumed in a business combination that arise from contingencies should be recognized at fair value on the acquisition date if fair value can be determined during the measurement period. If fair value cannot be determined, companies should typically account for the acquired contingencies using existing guidance. The Partnership adopted this guidance on January 1, 2009. As the provisions of this guidance are applied prospectively to business combinations with an acquisition date on or after the guidance became effective, the impact to the Partnership cannot be determined until the transactions occur. No such transactions have occurred during 2009.

In March 2008, the FASB amended the provisions of ASC 260-10 related to earnings per share, which addresses the application of the two-class method in determining income per unit for master limited partnerships having multiple classes of securities that may participate in partnership distributions. ASC 260-10 is to be applied retrospectively for all financial statements presented and is effective for financial statements issued for fiscal years beginning after December 15, 2008, and interim periods within those fiscal years. The Partnership adopted this guidance on January 1, 2009. See Note 1(o) for more information.

In March 2008, FASB amended the provisions of ASC 815-10-65 related to disclosures about derivative instruments and hedging activities, which requires enhanced disclosures concerning (1) the manner in which an entity uses derivatives (and the reasons it uses them), (2) the manner in which derivatives and related hedged items are accounted for and (3) the effects that derivatives and related hedged items have on an entity's financial position, financial performance and cash flows. ASC 815-10-65 is effective for financial statements issued for fiscal years and interim periods beginning on or after November 15, 2008. The Partnership adopted this guidance on January 1, 2009, and the adoption did not have a material impact on the Partnership's financial position or results of operations.

In December 2007, FASB amended the provisions of ASC 805-10-65 related to business combinations, which establishes principles and requirements for how an acquirer in a business combination (1) recognizes and measures in its financial statements the identifiable assets acquired, the liabilities assumed, and any noncontrolling interest in the acquiree; (2) recognizes and measures the goodwill acquired in the business combination or a gain from a bargain purchase price and (3) determines what information to disclose to enable users of the consolidated financial statements to evaluate the nature and financial effects of the business combination. ASC 805-10-65 applies prospectively to business combinations for which the acquisition date is on or after the beginning of the first annual reporting period beginning on or after December 15, 2008. The Partnership adopted certain provisions of ASC 805-10-65 on January 1, 2009. The application of ASC 805-10-65 will cause management to evaluate future transactions under different conditions than previously completed significant acquisitions, particularly related to the near-term and long-term economic impact of expensing transaction costs. No such transactions have occurred during 2009.

**MARTIN MIDSTREAM PARTNERS L.P.**  
**NOTES TO CONSOLIDATED FINANCIAL STATEMENTS**  
(Dollars in Thousands)

**(5) ACQUISITIONS**

*(a) East Harrison Pipeline System.*

In December 2009, the Partnership acquired, through Prism Gas, from Woodward Partners, Ltd. 6.45 miles of gathering pipeline referred to as the East Harrison Pipeline System for \$327. The system currently transports approximately 500 Mcfd of natural gas under various transport contracts which provide for a minimum monthly fee.

*(b) Cross assets.*

In November 2009, the Partnership closed a transaction with Martin Resource Management (“Martin Resource Management”) and Cross Refining & Marketing, Inc. (“Cross”), a wholly owned subsidiary of Martin Resource Management, in which the Partnership acquired certain specialty lubricants processing assets (“Assets”) from Cross for total consideration of \$44,878 (the “Contribution”). As consideration for the Contribution, the Partnership issued 804,721 common units and 889,444 subordinated units to Martin Resource Management at a price of \$27.96 and \$25.16 per limited partner unit, respectively. In connection with the Contribution, the General Partner made a capital contribution of \$918 in cash to the Partnership in order to maintain its 2% general partner interest.

The Partnership accounted for the Cross acquisition as a transfer of net assets between entities under common control pursuant to the provisions of FASB ASC 850. The Cross assets were recorded at \$32,957, which represents the amounts reflected in Martin Resource Management’s historical consolidated financial statements. The difference between the purchase price and Martin Resource Management’s carrying value of the combined net assets acquired and liabilities assumed was recorded as an adjustment to partners’ capital.

*(c) Stanolind Assets.*

In January 2008, the Partnership acquired 7.8 acres of land, a deep water dock and two sulfuric acid tanks at its Stanolind terminal in Beaumont, Texas from Martin Resource Management for \$5,983 which was allocated to property, plant and equipment. Martin Resource Management entered into a lease agreement with the Partnership for use of the sulfuric acid tanks. In connection with the acquisition, the Partnership borrowed approximately \$6,000 under its credit facility.

**(6) ISSUANCE OF COMMON UNITS**

In addition to the units referred to in Note 5(b) above, in November 2009, the Partnership closed a private equity sale with Martin Resource Management, under which Martin Resource Management invested \$20,000 in cash in the Partnership in exchange for 714,285 common units of the Partnership. In connection with the issuance of these common units, the General Partner made a capital contribution to the Partnership of \$408 in order to maintain its 2% general partner interest in the Partnership.

**(7) INVENTORIES**

Components of inventories at December 31, 2009 and 2008 were as follows:

	<u>2009</u>	<u>2008</u>
Natural gas liquids .....	\$15,002	\$10,530
Sulfur .....	2,540	6,522
Sulfur Based Products.....	10,053	14,879
Lubricants .....	4,684	8,110
Other .....	3,231	2,713
	<u>\$35,510</u>	<u>\$42,754</u>

**MARTIN MIDSTREAM PARTNERS L.P.**  
**NOTES TO CONSOLIDATED FINANCIAL STATEMENTS**  
(Dollars in Thousands)

**(8) PROPERTY, PLANT AND EQUIPMENT**

At December 31, 2009 and 2008, property, plant, and equipment consisted of the following:

	<u>Depreciable Lives</u>	<u>2009</u>	<u>2008</u>
Land .....	—	\$ 15,759	\$ 16,899
Improvements to land and buildings .....	10-25 years	48,704	47,237
Transportation equipment .....	3-7 years	1,786	2,443
Storage equipment .....	5-20 years	59,597	52,296
Marine vessels .....	4-25 years	210,593	200,473
Operating equipment .....	3-20 years	238,956	211,934
Furniture, fixtures and other equipment .....	3-20 years	1,646	2,168
Construction in progress .....		<u>6,995</u>	<u>43,158</u>
		<u>\$584,036</u>	<u>\$576,608</u>

Depreciation expense for the year ended December 31, 2009, 2008, and 2007 was \$37,027, \$33,060, and \$24,780, respectively, which includes amortization of fixed assets acquired under capital lease obligations of \$116, \$0, and \$0 for 2009, 2008, and 2007; respectively. Gross assets under capital leases were \$7,764 and \$0 at December 31, 2009 and 2008. Accumulated amortization associated with capital leases was \$116 and \$0 at December 31, 2009 and 2008.

**(9) GOODWILL AND OTHER INTANGIBLE ASSETS**

At December 31, 2009 and 2008, goodwill balances consisted of the following:

	<u>2009</u>	<u>2008</u>
Carrying amount of goodwill:		
Terminalling and storage .....	\$ 883	\$ 1,020
Natural gas services .....	29,010	29,010
Sulfur services .....	5,349	5,349
Marine transportation .....	<u>2,026</u>	<u>2,026</u>
	<u>\$37,268</u>	<u>\$37,405</u>

In conjunction with the sale of the Partnership's railcar unloading facility at Mont Belvieu, \$137 of goodwill was allocated from the terminalling and storage segment to the carrying value of the disposed assets in accordance with certain provisions of ASC 350-20 related to goodwill. See Note 16 for more information regarding the disposal of the Mont Belvieu facility.

At December 31, 2009 and 2008, covenants not-to-compete balances consisted of the following:

	<u>2009</u>	<u>2008</u>
Covenants not-to-compete:		
Terminalling and storage .....	\$ 1,928	\$ 1,956
Natural gas services .....	—	40
Sulfur services .....	<u>100</u>	<u>790</u>
	2,028	2,786
Less accumulated amortization .....	<u>1,324</u>	<u>1,572</u>
	<u>\$ 704</u>	<u>\$ 1,214</u>

Intangible assets consists of the covenants not-to-compete listed above, customer contracts associated with gathering and processing assets and a transportation contract associated with the residue gas pipeline. The covenants not-to-compete and contracts are presented in the consolidated balance sheets as other assets, net. Aggregate amortization expense for

**MARTIN MIDSTREAM PARTNERS L.P.**  
**NOTES TO CONSOLIDATED FINANCIAL STATEMENTS**  
(Dollars in Thousands)

amortizing intangible assets was \$2,479, \$1,833, and \$1,543 for the years ended December 31, 2009, 2008, and 2007, respectively. Estimated amortization expenses for the years subsequent to December 31, 2009 are as follows: 2010 - \$600; 2011 - \$516; 2012 - \$512; 2013 - \$514; 2014 - \$435; subsequent years -\$1,279.

**(10) LEASES**

The Partnership has numerous non-cancelable operating leases primarily for transportation and other equipment. The leases generally provide that all expenses related to the equipment are to be paid by the lessee. Management expects to renew or enter into similar leasing arrangements for similar equipment upon the expiration of the current lease agreements. The Partnership also has cancelable operating lease land rentals and outside marine vessel charters. Certain of our marine vessels have been acquired under capital leases.

The Partnership's future minimum lease obligations as of December 31, 2009 consist of the following:

Fiscal year	<b>Operating Leases</b>	<b>Capital Leases</b>
2010 .....	\$ 4,233	\$1,102
2011 .....	4,036	1,102
2012 .....	3,205	1,117
2013 .....	2,457	1,135
2014 .....	2,176	1,147
Thereafter .....	<u>6,975</u>	<u>6,751</u>
Total	23,082	12,354
Less amounts representing interest costs	—	<u>6,071</u>
Present value of net minimum capital lease payments	—	6,283
Less current installments	—	<u>111</u>
Present value of net minimum capital lease payments, excluding current installments	<u>\$ —</u>	<u>\$ 6,172</u>

Rent expense for operating leases for the years ended December 31, 2009, 2008 and 2007 was \$11,158, \$12,527 and \$12,492; respectively. The amount recognized in interest expense for capital leases was \$250, \$0, and \$0 for the years ended December 31, 2009, 2008 and 2007; respectively.

**(11) INVESTMENT IN UNCONSOLIDATED ENTITIES AND JOINT VENTURES**

The Partnership's Prism Gas Systems I, L.P. ("Prism Gas") subsidiary owns an unconsolidated 50% interest in Waskom Gas Processing Company ("Waskom"), the Matagorda Offshore Gathering System ("Matagorda") and Panther Interstate Pipeline Energy LLC ("PIPE"). As a result, these assets are accounted for by the equity method.

On June 30, 2006, the Partnership's Prism Gas subsidiary, acquired a 20% ownership interest in a partnership which owns the lease rights to the assets of the Bosque County Pipeline ("BCP"). The lease contract terminated in June 2009, and, as such, the investment was fully amortized as of June 30, 2009.

In accounting for the acquisition of the interests in Waskom, Matagorda and PIPE, the carrying amount of these investments exceeded the underlying net assets by approximately \$46,176. The difference was attributable to property and equipment of \$11,872 and equity method goodwill of \$34,304. The excess investment relating to property and equipment is being amortized over an average life of 20 years, which approximates the useful life of the underlying assets. Such amortization amounted to \$594 for the years ended December 31, 2009, 2008 and 2007, respectively, has been recorded as a reduction of equity in earnings of unconsolidated equity method investees. The remaining unamortized excess investment relating to property and equipment was \$9,497, \$10,091 and \$10,685 at December 31, 2009, 2008 and 2007, respectively. The equity-method goodwill is not amortized; however, it is analyzed for impairment annually or if changes in circumstance indicate that a potential impairment exists. No impairment was recorded in 2009, 2008 or 2007.

**MARTIN MIDSTREAM PARTNERS L.P.**  
**NOTES TO CONSOLIDATED FINANCIAL STATEMENTS**  
(Dollars in Thousands)

As a partner in Waskom, the Partnership receives distributions in kind of natural gas liquids (“NGLs”) that are retained according to Waskom’s contracts with certain producers. The NGLs are valued at prevailing market prices. In addition, cash distributions are received and cash contributions are made to fund operating and capital requirements of Waskom.

Activity related to these investment accounts is as follows:

	<u>Waskom</u>	<u>PIPE</u>	<u>Matagorda</u>	<u>BCP</u>	<u>Total</u>
Investment in unconsolidated entities, December 31, 2007	\$ 70,237	\$ 1,582	\$ 3,693	\$ 178	\$ 75,690
Distributions in kind.....	(9,72)	—	—	—	(9,725)
Return on investments.....	(500)	—	—	—	(500)
Contributions to (distributions from) unconsolidated entities:					
Cash contributions.....	1,250	129	—	80	1,459
Contributions to (distributions from) unconsolidated entities for operations.....	920	—	—	—	920
Return of investments.....	(300)	(180)	(745)	—	(1,225)
Equity in earnings:					
Equity in earnings from operations.....	13,646	(302)	640	(166)	13,818
Amortization of excess investment.....	(550)	(15)	(29)	—	(594)
Investment in unconsolidated entities, December 31, 2008	<u>\$74,978</u>	<u>\$ 1,214</u>	<u>\$ 3,559</u>	<u>\$ 92</u>	<u>\$ 79,843</u>
	<u>Waskom</u>	<u>PIPE</u>	<u>Matagorda</u>	<u>BCP</u>	<u>Total</u>
Investment in unconsolidated entities, December 31, 2008	\$ 74,978	\$ 1,214	\$ 3,559	\$ 92	\$ 79,843
Distributions in kind.....	(5,826)	—	—	—	(5,826)
Distributions from unconsolidated entities.....	(650)	—	—	—	(650)
Contributions to unconsolidated entities:					
Cash contributions.....	—	90	—	—	90
Contributions to unconsolidated entities for operations.....	958	—	—	—	958
Return of investments.....	—	(490)	(375)	(12)	(877)
Equity in earnings:					
Equity in earnings (losses) from operations.....	6,934	602	182	(80)	7,638
Amortization of excess investment.....	(550)	(15)	(29)	—	(594)
Investment in unconsolidated entities, December 31 2009	<u>\$ 75,844</u>	<u>\$ 1,401</u>	<u>\$ 3,337</u>	<u>\$ —</u>	<u>\$ 80,582</u>

Select financial information for significant unconsolidated equity method investees is as follows:

	<u>As of December 31,</u>		<u>Years ended December 31,</u>	
	<u>Total Assets</u>	<u>Partners' Capital</u>	<u>Revenues</u>	<u>Net Income</u>
<b>2009</b>				
Waskom.....	<u>\$ 79,604</u>	<u>\$ 70,561</u>	<u>\$ 71,044</u>	<u>\$ 13,867</u>
<b>2008</b>				
Waskom.....	<u>\$ 78,661</u>	<u>\$ 67,730</u>	<u>\$ 115,031</u>	<u>\$ 27,292</u>
<b>2007</b>				
Waskom.....	<u>\$ 66,772</u>	<u>\$ 57,149</u>	<u>\$ 81,797</u>	<u>\$ 22,019</u>

As of December 31, 2009 and December 31, 2008 the amount of the Partnership’s consolidated retained earnings that represents undistributed earnings related to the unconsolidated equity method investees is \$32,717 and \$27,208, respectively. There are no material restrictions to transfer funds in the form of dividends, loans or advances related to the equity method investees.

As of December 31, 2009 and 2008, the Partnership’s interest in cash of the unconsolidated equity method investees is \$704 and \$1,956, respectively.

**MARTIN MIDSTREAM PARTNERS L.P.**  
**NOTES TO CONSOLIDATED FINANCIAL STATEMENTS**  
(Dollars in Thousands)

**(12) LONG-TERM DEBT AND CAPITAL LEASES**

At December 31, 2009 and December 31, 2008, long-term debt consisted of the following:

	<b>December 31, 2009</b>	<b>December 31, 2008</b>
** \$267,722 (at December 31, 2008 - \$195,000) Revolving loan facility at variable interest rate (8.08%* weighted average at December 31, 2009), due November 2012 secured by substantially all of the Partnership's assets, including, without limitation, inventory, accounts receivable, vessels, equipment, fixed assets and the interests in the Partnership's operating subsidiaries and equity method investees .....	\$230,251	\$ 165,000
\$67,949 (at December 31, 2008 - \$130,000) Term loan facility at variable interest rate (4.73%* at December 31, 2009), converts to revolver loan on November 2010, secured by substantially all of the Partnership assets, including, without limitation, inventory, accounts receivable, vessels, equipment, fixed assets and the interests in Partnership's operating subsidiaries .....	67,949	130,000
Capital lease obligations	6,283	—
Total long-term debt and capital lease obligations	304,483	295,000
Less current installments of capital lease obligations	111	—
Long-term debt and capital lease obligations, net of current installments	<u>\$304,372</u>	<u>\$295,000</u>

\* Interest rate fluctuates based on the LIBOR rate plus an applicable margin set on the date of each advance. The margin above LIBOR is set every three months. Indebtedness under the credit facility bears interest at LIBOR plus an applicable margin or the base prime rate plus an applicable margin. The applicable margin for revolving loans that are LIBOR loans ranges from 3.50% to 4.75% and the applicable margin for revolving loans that are base prime rate loans ranges from 2.50% to 3.75%. The applicable margin for term loans that are LIBOR loans ranges from 3.50% to 4.75% and the applicable margin for term loans that are base prime rate loans ranges from 2.50% to 3.75%. The applicable margin for existing LIBOR borrowings is 4.50%. Effective January 1, 2010, the applicable margin for existing LIBOR borrowings will remain at 4.50%. As a result of the Partnership's leverage ratio test as of December 31, 2009, effective April 1, 2010, the applicable margin for existing LIBOR borrowings will remain at 4.50% under the current credit facility.

\*\* Effective October 2008, the Partnership entered into a cash flow hedge that swaps \$40,000 of floating rate to fixed rate. The fixed rate cost is 2.820% plus the Partnership's applicable LIBOR borrowing spread. Effective April 2009, the Partnership entered into two subsequent swaps to lower its effective fixed rate to 2.580% plus the Partnership's applicable LIBOR borrowing spread. These cash flow hedges mature in October 2010.

\*\* Effective January 2008, the Partnership entered into a cash flow hedge that swaps \$25,000 of floating rate to fixed rate. The fixed rate cost is 3.400% plus the Partnership's applicable LIBOR borrowing spread. Effective April 2009, the Partnership entered into two subsequent swaps to lower its effective fixed rate to 3.050% plus the Partnership's applicable LIBOR borrowing spread. These cash flow hedges mature in January 2010.

\*\* Effective September 2007, the Partnership entered into a cash flow hedge that swaps \$25,000 of floating rate to fixed rate. The fixed rate cost is 4.605% plus the Partnership's applicable LIBOR borrowing spread. Effective March 2009, the Partnership entered into two subsequent swaps to lower its effective fixed rate to 4.305% plus the Partnership's applicable LIBOR borrowing spread. These cash flow hedges mature in September 2010.

\*\* Effective November 2006, the Partnership entered into an interest rate swap that swaps \$30,000 of floating rate to fixed rate. The fixed rate cost is 4.765% plus the Partnership's applicable LIBOR borrowing spread. This cash flow hedge matures in March 2010.

**MARTIN MIDSTREAM PARTNERS L.P.**  
**NOTES TO CONSOLIDATED FINANCIAL STATEMENTS**  
(Dollars in Thousands)

\*\* Effective March 2006, the Partnership entered into a cash flow hedge that swaps \$75,000 of floating rate to fixed rate. The fixed rate cost is 5.25% plus the Partnership's applicable LIBOR borrowing spread. Effective February 2009, the Partnership entered into two subsequent swaps to lower its effective fixed rate to 5.10% plus the Partnership's applicable LIBOR borrowing spread. These cash flow hedges mature in November 2010.

On November 10, 2005, the Partnership entered into a new \$225,000 multi-bank credit facility comprised of a \$130,000 term loan facility and a \$95,000 revolving credit facility, which includes a \$20,000 letter of credit sub-limit. This credit facility also includes procedures for additional financial institutions to become revolving lenders, or for any existing revolving lender to increase its revolving commitment, subject to a maximum of \$100,000 for all such increases in revolving commitments of new or existing revolving lenders. Effective June 30, 2006, the Partnership increased its revolving credit facility \$25,000 resulting in a committed \$120,000 revolving credit facility. Effective December 28, 2007, the Partnership increased its revolving credit facility \$75,000 resulting in a committed \$195,000 revolving credit facility. Effective December 21, 2009, the Partnership increased its revolving credit facility \$72,722 resulting in a committed \$267,722 revolving credit facility. The Partnership decreased its term loan facility \$62,051 resulting in a \$67,949 term loan facility. On November 10, 2010, the term loan converts to a revolver loan which matures on November 9, 2012 along with the aggregate principal amount of all outstanding committed revolver loans outstanding on such date.

Under the amended and restated credit facility, as of December 31, 2009, the Partnership had \$230,251 outstanding under the revolving credit facility and \$67,949 outstanding under the term loan facility. As of December 31, 2009, irrevocable letters of credit issued under the Partnership's credit facility totaled \$2,120.

As of December 31, 2009, the Partnership had \$35,351 available under its revolving credit facility. The revolving credit facility is used for ongoing working capital needs and general partnership purposes, and to finance permitted investments, acquisitions and capital expenditures. During 2009, draws on the Partnership's credit facility ranged from a low of \$285,000 to a high of \$315,000.

The Partnership's obligations under the credit facility are secured by substantially all of the Partnership's assets, including, without limitation, inventory, accounts receivable, vessels, equipment, fixed assets and the interests in its operating subsidiaries and equity method investees. The Partnership may prepay all amounts outstanding under this facility at any time without penalty.

In addition, the credit facility contains various covenants, which, among other things, limit the Partnership's ability to: (i) incur indebtedness; (ii) grant certain liens; (iii) merge or consolidate unless it is the survivor; (iv) sell all or substantially all of its assets; (v) make certain acquisitions; (vi) make certain investments; (vii) make certain capital expenditures; (viii) make distributions other than from available cash; (ix) create obligations for some lease payments; (x) engage in transactions with affiliates; (xi) engage in other types of business; and (xii) incur indebtedness or grant certain liens through its joint ventures.

The credit facility also contains covenants, which, among other things, require the Partnership to maintain specified ratios of: (i) minimum net worth (as defined in the credit facility) of \$75,000 plus 50% of net proceeds from equity issuances after November 10, 2005; (ii) trailing four quarters of Earnings Before Interest, Taxes, Depreciation and Amortization as defined in the credit facility, ("EBITDA") to interest expense of not less than 3.0 to 1.0 at the end of each fiscal quarter; (iii) total funded debt to EBITDA of not more than 4.75 to 1.00 for each fiscal quarter; and (iv) total secured funded debt to EBITDA of not more than 4.00 to 1.00 for each fiscal quarter. The Partnership was in compliance with the covenants contained in the credit facility for the years ended December 31, 2009 and 2008.

The credit facility also contains certain default provisions relating to Martin Resource Management. If Martin Resource Management no longer controls the Partnership's general partner, the lenders under the Partnership's credit facility may declare all amounts outstanding thereunder immediately due and payable. In addition, an event of default by Martin Resource Management under its credit facility could independently result in an event of default under the Partnership's credit facility if it is deemed to have a material adverse effect on the Partnership. Any event of default and corresponding acceleration of outstanding balances under the Partnership's credit facility could require the Partnership to refinance such indebtedness on unfavorable terms and would have a material adverse effect on the Partnership's financial condition and results of operations as well as its ability to make distributions to unitholders.



**MARTIN MIDSTREAM PARTNERS L.P.**  
**NOTES TO CONSOLIDATED FINANCIAL STATEMENTS**  
(Dollars in Thousands)

The Partnership is required to make certain prepayments under the credit facility. If the Partnership receives greater than \$15,000 from the incurrence of indebtedness other than under the credit facility, it must prepay indebtedness under the credit facility with all such proceeds in excess of \$15,000. Any such prepayments are first applied to the term loan under the credit facility. The Partnership must prepay revolving loans under the credit facility with the net cash proceeds from any issuance of its equity. The Partnership must also prepay indebtedness under the credit facility with the proceeds of certain asset dispositions. Other than these mandatory prepayments, the credit facility requires interest only payments on a quarterly basis until maturity. All outstanding principal and unpaid interest must be paid by November 9, 2012. The credit facility contains customary events of default, including, without limitation, payment defaults, cross-defaults to other material indebtedness, bankruptcy-related defaults, change of control defaults and litigation-related defaults.

In connection with the Partnership's Stanolind asset acquisition on January 22, 2008, the Partnership borrowed approximately \$6,000 under its revolving credit facility.

The Partnership paid cash interest in the amount of \$18,291, \$18,744, and \$17,253 for the years ended December 31, 2009, 2008, and 2007 respectively. Capitalized interest was \$259, \$1,383 and \$2,483 for the years ended December 31, 2009, 2008 and 2007 respectively.

**(13) DERIVATIVE INSTRUMENTS AND HEDGING ACTIVITIES**

The Partnership's results of operations are materially impacted by changes in crude oil, natural gas and natural gas liquids prices and interest rates. In an effort to manage our exposure to these risks, we periodically enter into various derivative instruments, including commodity and interest rate hedges. We are required to recognize all derivative instruments as either assets or liabilities at fair value on our Consolidated Balance Sheets and to recognize certain changes in the fair value of derivative instruments on our Consolidated Statements of Operations.

The Partnership performs, at least quarterly, a retrospective assessment of the effectiveness of our hedge contracts, including assessing the possibility of counterparty default. If we determine that a derivative is no longer expected to be highly effective, we discontinue hedge accounting prospectively and recognize subsequent changes in the fair value of the hedge in earnings. As a result of our effectiveness assessment at December 31, 2009, we believe certain hedge contracts will continue to be effective in offsetting changes in cash flow or fair value attributable to the hedged risk.

All derivatives and hedging instruments are included on the balance sheet as an asset or a liability measured at fair value and changes in fair value are recognized currently in earnings unless specific hedge accounting criteria are met. If a derivative qualifies for hedge accounting, changes in the fair value can be offset against the change in the fair value of the hedged item through earnings or recognized in accumulated other comprehensive income ("AOCI") until such time as the hedged item is recognized in earnings. The Partnership is exposed to the risk that periodic changes in the fair value of derivatives qualifying for hedge accounting will not be effective, as defined, or that derivatives will no longer qualify for hedge accounting. To the extent that the periodic changes in the fair value of the derivatives are not effective, that ineffectiveness is recorded to earnings. Likewise, if a hedge ceases to qualify for hedge accounting, any change in the fair value of derivative instruments since the last period is recorded to earnings; however, any amounts previously recorded to AOCI would remain there until such time as the original forecasted transaction occurs, then would be reclassified to earnings or if it is determined that continued reporting of losses in AOCI would lead to recognizing a net loss on the combination of the hedging instrument and the hedge transaction in future periods, then the losses would be immediately reclassified to earnings.

For derivative instruments that are designated and qualify as cash flow hedges, the effective portion of the gain or loss on the derivative is reported as a component of accumulated other comprehensive income and reclassified into earnings in the same period during which the hedged transaction affects earnings. The effective portion of the derivative represents the change in fair value of the hedge that offsets the change in fair value of the hedged item. To the extent the change in the fair value of the hedge does not perfectly offset the change in the fair value of the hedged item, the ineffective portion of the hedge is immediately recognized in earnings.

**MARTIN MIDSTREAM PARTNERS L.P.**  
**NOTES TO CONSOLIDATED FINANCIAL STATEMENTS**  
(Dollars in Thousands)

In March 2008, the FASB amended the provisions of ASC Topic 820 related to fair value measurements and disclosures, which changes the disclosure requirements for derivative instruments and hedging activities. Entities are required to provide enhanced disclosures about (1) how and why an entity uses derivative instruments, (2) how derivative instruments and related hedged items are accounted for and (3) how derivative instruments and related hedged items affect an entity's financial position, financial performance and cash flows. The Partnership adopted this guidance on January 1, 2009.

***Commodity Derivative Instruments***

The Partnership is exposed to market risks associated with commodity prices and uses derivatives to manage the risk of commodity price fluctuation. The Partnership has established a hedging policy and monitors and manages the commodity market risk associated with its commodity risk exposure. The Partnership has entered into hedging transactions through 2010 to protect a portion of its commodity exposure. These hedging arrangements are in the form of swaps for crude oil, natural gas, and natural gasoline. In addition, the Partnership is focused on utilizing counterparties for these transactions whose financial condition is appropriate for the credit risk involved in each specific transaction.

Due to the volatility in commodity markets, the Partnership is unable to predict the amount of ineffectiveness each period, including the loss of hedge accounting, which is determined on a derivative by derivative basis. This may result, and has resulted in increased volatility in the Partnership's financial results. Factors that have and may continue to lead to ineffectiveness and unrealized gains and losses on derivative contracts include: a substantial fluctuation in energy prices, the number of derivatives the Partnership holds, and significant weather events that have affected energy production. The number of instances in which the Partnership has discontinued hedge accounting for specific hedges is primarily due to those reasons. However, even though these derivatives may not qualify for hedge accounting, the Partnership continues to hold the instruments as it believes they continue to afford the Partnership opportunities to manage commodity risk exposure.

As of December 31, 2009 and 2008, the Partnership has both derivative instruments qualifying for hedge accounting with fair value changes being recorded in AOCI as a component of partners' capital and derivative instruments not designated as hedges being marked to market with all market value adjustments being recorded in earnings.

Set forth below is the summarized notional amount and terms of all instruments held for price risk management purposes at December 31, 2009 (all gas quantities are expressed in British Thermal Units, crude oil and natural gas liquids are expressed in barrels). As of December 31, 2009, the remaining term of the contracts extend no later than December 2010, with no single contract longer than one year. For the years ended December 31, 2009, and 2008, changes in the fair value of the Partnership's derivative contracts were recorded in both earnings and in AOCI as a component of partners' capital.

Transaction Type	Total Volume Per Month	Pricing Terms	Remaining Terms of Contracts	Fair Value
<b><u>Mark to Market Derivatives:</u></b>				
Crude Oil Swap	3,000 BBL	Fixed price of \$72.25 settled against WTI NYMEX average monthly closings	January 2010 to December 2010	(326)
Crude Oil Swap	2,000 BBL	Fixed price of \$69.15 settled against WTI NYMEX average monthly closings	January 2010 to December 2010	(290)
Crude Oil Swap	1,000 BBL	Fixed price of \$104.80 settled against WTI NYMEX average monthly closings	January 2010 to December 2010	<u>275</u>
Total swaps not designated as cash flow hedges				<u>\$ (341)</u>

**MARTIN MIDSTREAM PARTNERS L.P.**  
**NOTES TO CONSOLIDATED FINANCIAL STATEMENTS**  
(Dollars in Thousands)

**Cash Flow Hedges:**

Natural Gasoline Swap	1,000 BBL	Fixed price of \$94.14 settled against Mt. Belvieu Non-TET natural gasoline average monthly postings	January 2010 to December 2010	241
Natural Gas Swap	20,000 Mmbtu	Fixed price of \$5.95 settled against IF_ANR_LA first of the month posting	January 2010 to December 2010	42
Natural Gas Swap	12,000 Mmbtu	Fixed price of \$6.005 settled against IF_ANR_LA first of the month posting	January 2010 to December 2010	<u>28</u>
Total swaps designated as cash flow hedges				<u>\$ 311</u>
Total net fair value of commodity derivatives				<u>\$ (30)</u>

Based on estimated volumes, as of December 31, 2009, the Partnership had hedged approximately 50% of its commodity risk by volume for 2010. The Partnership anticipates entering into additional commodity derivatives on an ongoing basis to manage its risks associated with these market fluctuations, and will consider using various commodity derivatives, including forward contracts, swaps, collars, futures and options, although there is no assurance that the Partnership will be able to do so or that the terms thereof will be similar to the Partnership's existing hedging arrangements.

The Partnership's credit exposure related to commodity cash flow hedges is represented by the positive fair value of contracts to the Partnership at December 31, 2009. These outstanding contracts expose the Partnership to credit loss in the event of nonperformance by the counterparties to the agreements. The Partnership has incurred no losses associated with counterparty nonperformance on derivative contracts.

On all transactions where the Partnership is exposed to counterparty risk, the Partnership analyzes the counterparty's financial condition prior to entering into an agreement, has established a maximum credit limit threshold pursuant to its hedging policy, and monitors the appropriateness of these limits on an ongoing basis. The Partnership has agreements with three counterparties containing collateral provisions. Based on those current agreements, cash deposits are required to be posted whenever the net fair value of derivatives associated with the individual counterparty exceed a specific threshold. If this threshold is exceeded, cash is posted by the Partnership if the value of derivatives is a liability to the Partnership. As of December 31, 2009 the Partnership has no cash collateral deposits posted with counterparties.

The Partnership's principal customers with respect to Prism Gas' natural gas gathering and processing are large, natural gas marketing services, oil and gas producers and industrial end-users. In addition, substantially all of the Partnership's natural gas and NGL sales are made at market-based prices. The Partnership's standard gas and NGL sales contracts contain adequate assurance provisions which allows for the suspension of deliveries, cancellation of agreements or discontinuance of deliveries to the buyer unless the buyer provides security for payment in a form satisfactory to the Partnership.

***Impact of Commodity Cash Flow Hedges***

**Crude Oil**

For the years ended December 31, 2009, 2008 and 2007, net gains and losses on swap hedge contracts decreased crude revenue by \$854, increased crude revenue by \$1,745 and decreased crude revenue by \$3,374, respectively. As of December 31, 2009 an unrealized derivative fair value gain of \$770 related to current and terminated cash flow hedges of crude oil price risk was recorded in AOCI. Fair value gains of \$147 and \$623 are expected to be reclassified into earnings in 2010 and 2011, respectively. The actual reclassification to earnings for contracts remaining in effect will be based on mark-to-market prices at the contract settlement date or for those terminated contracts based on the recorded values at December 31, 2009 adjusted for any impairment, along with the realization of the gain or loss on the related physical volume, which is not reflected above.

**MARTIN MIDSTREAM PARTNERS L.P.**  
**NOTES TO CONSOLIDATED FINANCIAL STATEMENTS**  
(Dollars in Thousands)

**Natural Gas**

For the years ended December 31, 2009, 2008 and 2007, net gains and losses on swap hedge contracts increased gas revenue by \$1,824, decreased gas revenue by \$431 and increased gas revenue by \$180, respectively. As of December 31, 2009 an unrealized derivative fair value gain of \$70 related to cash flow hedges of natural gas was recorded in AOCI. This fair value gain is expected to be reclassified into earnings in 2010. The actual reclassification to earnings will be based on mark-to-market prices at the contract settlement date, along with the realization of the gain or loss on the related physical volume, which is not reflected above.

**Natural Gas Liquids**

For the years ended December 31, 2009, 2008 and 2007, net gains and losses on swap hedge contracts decreased liquids revenue by \$186, \$316 and \$521, respectively. As of December 31, 2009, an unrealized derivative fair value gain of \$1,072 related to current and terminated cash flow hedges of natural gas liquids price risk was recorded in AOCI. Fair value gains of \$180 and \$892 are expected to be reclassified into earnings in 2010 and 2011, respectively. The actual reclassification to earnings for contracts remaining in effect will be based on mark-to-market prices at the contract settlement date or for those terminated contracts based on the recorded values at December 31, 2009 adjusted for any impairment, along with the realization of the gain or loss on the related physical volume, which is not reflected above.

For information regarding fair value amounts and gains and losses on commodity derivative instruments and related hedged items, see “Tabular Presentation of Fair Value Amounts, and Gains and Losses on Derivative Instruments and Related Hedged Items” within this Note.

***Interest Rate Derivative Instruments***

The Partnership is exposed to market risks associated with interest rates. The Partnership enters into interest rate swaps to manage interest rate risk associated with the Partnership’s variable rate debt and term loan credit facilities. All derivatives and hedging instruments are included on the balance sheet as an asset or a liability measured at fair value and changes in fair value are recognized currently in earnings unless specific hedge accounting criteria are met. If a derivative qualifies for hedge accounting, changes in the fair value can be offset against the change in the fair value of the hedged item through earnings or recognized in accumulated other comprehensive income (“AOCI”) until such time as the hedged item is recognized in earnings.

The Partnership has entered into several cash flow hedge agreements with an aggregate notional amount of \$165,000 to hedge its exposure to increases in the benchmark interest rate underlying its variable rate revolving and term loan credit facilities.

The Partnership designated the following swap agreements as cash flow hedges. Under these swap agreements, the Partnership pays a fixed rate of interest and receives a floating rate based on a one-month or three-month U.S. Dollar LIBOR rate to match the floating rates of the bank facility at which the Partnership periodically elects to borrow. Because these swaps are designated as a cash flow hedge, the changes in fair value, to the extent the swap is effective, are recognized in other comprehensive income until the hedged interest costs are recognized in earnings. At the inception of these hedges, these swaps were identical to the hypothetical swap as of the trade date, and will continue to be identical as long as the accrual periods and rate resetting dates for the debt and these swaps remain equal. This condition results in a 100% effective swap for the following hedges:

<b><u>Date of Hedge</u></b>	<b><u>Notional Amount</u></b>	<b><u>Paying Fixed Rate</u></b>	<b><u>Receiving Floating Rate</u></b>	<b><u>Maturity Date</u></b>
April 2009	\$40,000	1.000%	1 Month LIBOR	October 2010
April 2009	\$25,000	0.720%	1 Month LIBOR	January 2010
March 2009	\$25,000	1.290%	1 Month LIBOR	September 2010
February 2009	\$75,000	1.295%	1 Month LIBOR	November 2010

**MARTIN MIDSTREAM PARTNERS L.P.**  
**NOTES TO CONSOLIDATED FINANCIAL STATEMENTS**  
(Dollars in Thousands)

The following interest rate swaps have been de-designated as cash flow hedges by the Partnership:

<u>Date of Hedge</u>	<u>Notional Amount</u>	<u>Paying Fixed Rate</u>	<u>Receiving Floating Rate</u>	<u>Maturity Date</u>
September 2007	\$25,000	4.605%	3 Month LIBOR	September 2010
March 2006	\$75,000	5.250%	3 Month LIBOR	November 2010
October 2008	\$40,000	2.820%	3 Month LIBOR	October 2010
January 2008	\$25,000	3.400%	3 Month LIBOR	January 2010

The following interest rate swaps have not been designated as cash flow hedges by the Partnership:

<u>Date of Hedge</u>	<u>Notional Amount</u>	<u>Paying Fixed Rate</u>	<u>Receiving Floating Rate</u>	<u>Maturity Date</u>
November 2006	\$30,000	4.765%	3 Month LIBOR	March 2010

<u>Date of Hedge</u>	<u>Notional Amount</u>	<u>Receiving Fixed Rate</u>	<u>Paying Floating Rate</u>	<u>Maturity Date</u>
April 2009	\$25,000	1.070%	3 Month LIBOR	January 2010
April 2009	\$40,000	1.240%	3 Month LIBOR	October 2010
March 2009	\$25,000	1.590%	1 Month LIBOR	September 2010
February 2009	\$75,000	1.445%	1 Month LIBOR	November 2010

These swaps have been recorded at fair value with an offset to current earnings.

The Partnership recognized increases in interest expense of \$7,762 and \$3,416 for the years ended December 31, 2009 and 2008, respectively, related to the difference between the fixed rate and the floating rate of interest on the interest rate swap and net cash settlement of interest rate hedges.

The net effective fixed rate for the Partnership's hedged portion of long-term debt is 4.17% as of December 31, 2009. See Note 12 for more information on the Partnership's long-term debt and related interest rates.

For information regarding fair value amounts and gains and losses on interest rate derivative instruments and related hedged items, see "Tabular Presentation of Fair Value Amounts, and Gains and Losses on Derivative Instruments and Related Hedged Items" within this Note.

***Tabular Presentation of Fair Value Amounts, and Gains and Losses on Derivative Instruments and Related Hedged Items***

The following table summarizes the fair values and classification of our derivative instruments in our Consolidated Balance Sheet:

<b>Fair Values of Derivative Instruments in the Consolidated Balance Sheet</b>					
Derivative Assets			Derivative Liabilities		
Fair Values			Fair Values		
December 31,			December 31,		
Balance Sheet Location	2009	2008	Balance Sheet Location	2009	2008

Derivatives designated as hedging instruments:	Current Assets:		Current Liabilities:		
Interest rate contracts.....Fair value of derivatives	\$ —	\$ —	Fair value of derivatives	\$ 923	\$ 5,427
Commodity contracts.....Fair value of derivatives	<u>311</u>	<u>2,430</u>	Fair value of derivatives	<u>—</u>	<u>—</u>
	<u>311</u>	<u>2,430</u>		<u>923</u>	<u>5,427</u>

**MARTIN MIDSTREAM PARTNERS L.P.**  
**NOTES TO CONSOLIDATED FINANCIAL STATEMENTS**  
(Dollars in Thousands)

**Fair Values of Derivative Instruments in the Consolidated Balance Sheet**

	Derivative Assets			Derivative Liabilities		
	Fair Values			Fair Values		
	December 31,			December 31,		
Balance Sheet Location	2009	2008	Balance Sheet Location	2009	2008	
Non-current Assets:			Non-current Liabilities:			
Interest rate contracts.....Fair value of derivatives	—	—	Fair value of derivatives	—	4,050	
Commodity contracts.....Fair value of derivatives	—	716	Fair value of derivatives	—	—	
	—	716		—	4,050	
Total derivatives designated as hedging instruments	\$ 311	\$ 3,146		\$ 923	\$ 9,477	
Derivatives not designated as hedging instruments:			Current Liabilities:			
Interest rate contracts.....Fair value of derivatives	\$ 1,286	\$ —	Fair value of derivatives	\$ 5,688	\$ 1,051	
Commodity contracts.....Fair value of derivatives	275	1,193	Fair value of derivatives	616	—	
	1,561	1,193		6,304	1,051	
Non-current Assets:			Non-current Liabilities:			
Interest rate contracts.....Fair value of derivatives	—	—	Fair value of derivatives	—	252	
Commodity contracts.....Fair value of derivatives	—	753	Fair value of derivatives	—	—	
	—	753		—	252	
Total derivatives not designated as hedging instruments	\$ 1,561	\$ 1,946		\$ 6,304	\$ 1,303	

**Effect of Derivative Instruments on the Consolidated Statement of Operations**  
**For the Years Ended December 31, 2009, 2008 and 2007**

	Effective Portion						Ineffective Portion and Amount Excluded from Effectiveness Testing				
	Amount of Gain or (Loss) Recognized in OCI on Derivatives			Amount of Gain or (Loss) Reclassified from Accumulated OCI into Income			Location of Gain or (Loss) Recognized in Income on Derivatives	Amount of Gain or (Loss) Recognized in Income on Derivatives			
	2009	2008	2007	2009	2008	2007		2009	2008	2007	
Derivatives designated as hedging instruments											
Interest rate contracts.....	\$(1,854)	\$(5,435)	\$(3,793)	Interest Expense	\$(7,345)	\$ —	\$ —	Interest Expense	\$ —	\$ —	\$ —
Commodity contracts.....	14	4,219	(3,569)	Natural Gas Services Revenues	2,667	(2,819)	108	Natural Gas Services Revenues	(21)	(224)	(586)

**MARTIN MIDSTREAM PARTNERS L.P.**  
**NOTES TO CONSOLIDATED FINANCIAL STATEMENTS**  
(Dollars in Thousands)

**Effect of Derivative Instruments on the Consolidated Statement of Operations**  
**For the Years Ended December 31, 2009, 2008 and 2007**

	Effective Portion			Ineffective Portion and Amount Excluded from Effectiveness Testing					
	Amount of Gain or (Loss) Recognized in OCI on Derivatives	Location of Gain or (Loss) Reclassified from Accumulated OCI into Income	Amount of Gain or (Loss) Reclassified from Accumulated OCI into Income	Location of Gain or (Loss) Recognized in Income on Derivatives	Amount of Gain or (Loss) Recognized in Income on Derivatives				
Total derivatives designated as hedging instruments	<u>\$ (1,840)</u>	<u>\$ 1,216</u>	<u>\$ (7,362)</u>	<u>\$ (4,678)</u>	<u>\$ (2,819)</u>	<u>\$ 108</u>	<u>\$ (21)</u>	<u>\$ (224)</u>	<u>\$ (586)</u>

	Location of Gain or (Loss) Recognized in Income on Derivatives	Amount of Gain or (Loss) Recognized in Income on Derivatives		
		<u>2009</u>	<u>2008</u>	<u>2007</u>
Derivatives not designated as hedging instruments				
Interest rate contracts.....	Interest Expense	\$ (547)	\$ (1,052)	\$ (677)
Commodity contracts.....	Natural Gas Services Revenues	<u>(1,863)</u>	<u>4,041</u>	<u>(3,237)</u>
Total derivatives not designated as hedging instruments		<u>\$ (2,410)</u>	<u>\$ 2,989</u>	<u>\$ (3,914)</u>

Amounts expected to be reclassified into earnings for the subsequent twelve month period are losses of \$3,988 for interest rate cash flow hedges and gains of \$397 for commodity cash flow hedges.

**(14) RELATED PARTY TRANSACTIONS**

As of December 31, 2009, Martin Resource Management owns 6,703,823 of the Partnership's common units and 889,444 subordinated units collectively representing approximately 44.8% of the Partnership's outstanding limited partnership units. The Partnership's general partner is a wholly-owned subsidiary of Martin Resource Management. The Partnership's general partner owns a 2.0% general partner interest in the Partnership and the Partnership's incentive distribution rights. The Partnership's general partner's ability, as general partner, to manage and operate the Partnership, and Martin Resource Management's ownership as of December 31, 2009 of approximately 44.8% of the Partnership's outstanding limited partnership units, effectively gives Martin Resource Management the ability to veto some of the Partnership's actions and to control the Partnership's management.

The following is a description of the Partnership's material related party transactions:

*Omnibus Agreement.* The Partnership and its general partner are parties to an omnibus agreement with Martin Resource Management that governs, among other things, potential competition and indemnification obligations among the parties to the agreement, related party transactions, the provision of general administration and support services by Martin Resource Management and the Partnership's use of certain of Martin Resource Management's trade names and trademarks. The omnibus agreement contains certain non-competition provisions applicable to Martin Resource Management as long as Martin Resource Management controls the Partnership's general partner. Under the omnibus agreement, Martin Resource Management provides the Partnership with corporate staff and support services that are substantially identical in nature and quality to the services previously

**MARTIN MIDSTREAM PARTNERS L.P.**  
**NOTES TO CONSOLIDATED FINANCIAL STATEMENTS**  
(Dollars in Thousands)

provided by Martin Resource Management in connection with its management and operation of the Partnership's assets during the one-year period prior to the date of the agreement. The omnibus agreement requires the Partnership to reimburse Martin Resource Management for all direct expenses it incurs or payments it makes on the Partnership's behalf or in connection with the operation of its business. There is no monetary limitation on the amount the Partnership is required to reimburse Martin Resource Management for direct expenses. In addition to the direct expenses, Martin Resource Management is entitled to reimbursement for a portion of indirect general and administrative and corporate overhead expenses.

Under the omnibus agreement, the Partnership is required to reimburse Martin Resource Management for indirect general and administrative and corporate overhead expenses. The amount of this reimbursement was capped at \$2,000 through November 1, 2007 when the cap expired. For the years ended December 31, 2009, 2008, and 2007, the Conflicts Committee of the Partnership's general partner approved reimbursement amounts of \$3,500, \$2,900, and \$1,500, respectively, reflecting the Partnership's allocable share of such expenses. The Conflicts Committee will review and approve future adjustments in the reimbursement amount for indirect expenses, if any, annually. These indirect expenses cover all of the centralized corporate functions Martin Resource Management provides for the Partnership, such as accounting, treasury, clerical billing, information technology, administration of insurance, general office expenses and employee benefit plans and other general corporate overhead functions the Partnership shares with Martin Resource Management's retained businesses.

The provisions of the omnibus agreement regarding Martin Resource Management's services will terminate if Martin Resource Management ceases to control the Partnership's general partner. The omnibus agreement prohibits the Partnership from entering into any material agreement with Martin Resource Management without the prior approval of the Conflicts Committee of the Partnership's general partner's board of directors. For purposes of the omnibus agreement, the term material agreements means any agreement between the Partnership and Martin Resource Management that requires aggregate annual payments in excess of the then-applicable limitation on the reimbursable amount of indirect general and administrative expenses. Under the omnibus agreement, Martin Resource Management has granted the Partnership a nontransferable, nonexclusive, royalty-free right and license to use certain of its trade names and marks, as well as the trade names and marks used by some of its affiliates. The omnibus agreement may be amended by written agreement of the parties; provided, however that it may not be amended without the approval of the Conflicts Committee of the Partnership's general partner if such amendment would adversely affect the Partnership's unitholders. The omnibus agreement, other than the indemnification provisions and the provisions limiting the amount for which the Partnership will reimburse Martin Resource Management for general and administrative services performed on behalf of the Partnership, will terminate if the Partnership is no longer an affiliate of Martin Resource Management.

*Motor Carrier Agreement.* The Partnership is a party to a motor carrier agreement effective January 1, 2006 with Martin Transport, Inc., a wholly owned subsidiary of Martin Resource Management through which Martin Resource Management operates its land transportation operations. This agreement replaced a prior agreement between the Partnership and Martin Transport, Inc. for land transportation services. Under the agreement, Martin Transport agreed to ship the Partnership's NGL shipments as well as other liquid products. This agreement was amended in November 2006, January 2007, April 2007 and January 2008 to add additional point-to-point rates and to lower certain fuel and insurance surcharges being charged to the Partnership. The agreement has an initial term that expired in December 2007 but will continue to automatically renew for consecutive one-year periods unless either party terminates the agreement by giving written notice to the other party at least 30 days prior to the expiration of the then-applicable term. The Partnership has the right to terminate this agreement at any time by providing 90 days prior notice. Under this agreement, Martin Transport transports the Partnership's NGL shipments as well as other liquid products. The Partnership's shipping rates were fixed for the first year of the agreement, subject to certain cost adjustments. These rates are subject to any adjustment to which the parties mutually agree or in accordance with a price index. Additionally, during the term of the agreement, shipping charges are also subject to fuel surcharges determined on a weekly basis in accordance with the U.S. Department of Energy's national diesel price list. Under this Agreement, Martin Transport has indemnified the Partnership against all claims arising out of the negligence or willful misconduct of Martin Transport and its officers, employees, agents, representatives and subcontractors. The Partnership indemnified Martin Transport against all claims arising out of the negligence or willful misconduct of the Partnership and its officers, employees, agents, representatives and subcontractors. In the



**MARTIN MIDSTREAM PARTNERS L.P.**  
**NOTES TO CONSOLIDATED FINANCIAL STATEMENTS**  
(Dollars in Thousands)

event a claim is the result of the joint negligence or misconduct of Martin Transport and the Partnership, indemnification obligations will be shared in proportion to each party's allocable share of such joint negligence or misconduct.

*Marine Transportation Agreement.* The Partnership is a party to a marine transportation agreement effective January 1, 2006, which was amended January 1, 2007, under which it provides marine transportation services to Martin Resource Management on a spot-contract basis at applicable market rates. This agreement replaced a prior agreement between the Partnership and Martin Resource Management covering marine transportation services which expired November 2005. Effective each January 1, this agreement automatically renews for consecutive one-year periods unless either party terminates the agreement by giving written notice to the other party at least 60 days prior to the expiration of the then-applicable term. The fees the Partnership charges Martin Resource Management are based on applicable market rates.

*Product Storage Agreement.* The Partnership is a party to a product storage agreement with Martin Resource Management under which it leases storage space at Martin Resource Management's underground storage facility located in Arcadia, Louisiana. Effective each November 1, this agreement automatically renews for consecutive one-year periods unless either party terminates the agreement by giving written notice to the other party at least 30 days prior to the expiration of the then-applicable term. The Partnership's per-unit cost under this agreement may be adjusted annually based on a price index. The Partnership indemnified Martin Resource Management from any damages resulting from the Partnership's delivery of products that are contaminated or otherwise fail to conform to the product specifications established in the agreement, as well as any damages resulting from its transportation, storage, use or handling of products.

*Marine Fuel.* The Partnership is a party to an agreement with Martin Resource Management under which Martin Resource Management provides it with marine fuel at its docks located in Mobile, Alabama, Theodore, Alabama, Pascagoula, Mississippi and Tampa, Florida. The Partnership agreed to purchase all of its marine fuel requirements that occur in the areas serviced by these docks under this agreement. Martin Resource Management provides fuel at an established margin above its cost on a spot-contract basis. Each January 1, this agreement automatically renews for consecutive one-year periods unless either party terminates the agreement by giving written notice to the other party at least 30 days prior to the expiration of the then-applicable term. This agreement provides the Partnership with marine fuel from its locations in the Gulf of Mexico at a fixed rate over the Platt's U.S. Gulf Coast Index for #2 Fuel Oil.

*Purchaser Use Easement, Ingress-Egress Easement, and Utility Facilities Easement.* The Partnership entered into a Purchaser Use Easement, Ingress-Egress Easement and Utility Facilities Easement with Martin Resource Management under which it has complete, non-exclusive access to, and use of, all marine terminal facilities, all loading and unloading facilities for vessels, barges and trucks and other common use facilities located at the Stanolind terminal. This easement has a perpetual duration. The Partnership did not incur any expenses, costs or other financial obligations under the easement. Martin Resource Management is obligated to maintain, and repair all common use areas and facilities located at this terminal. The Partnership shares the use of these common use areas and facilities only with Martin Resource Management who also have tanks located at the Stanolind facility.

*Terminal Services Agreements.* The Partnership entered into terminal services agreements under which it provides terminalling services to Martin Resource Management. These agreements automatically renew on a month-to-month basis until either party terminates the agreements by giving written notice to the other party at least 60 days prior to the expiration of the then-applicable term. The per gallon throughput fee the Partnership charges under these agreements may be adjusted annually based on a price index.

*Specialty Terminal Services Agreement.* The Partnership entered into an agreement under which Martin Resource Management provides certain specialty terminal services to it. Effective each November 1, this agreement automatically renews for consecutive one-year periods unless either party terminates the agreement by giving written notice to the other party at least 30 days prior to the expiration of the then-applicable term. The fees the Partnership charges under this agreement may be adjusted annually based on a price index.

*Lubricants and Drilling Fluids Terminal Services Agreement.* The Partnership is a party to a Lubricants and Drilling Fluids Terminal Services Agreement under which Martin Resource Management provides terminal services to the Partnership. Subsequent to April 2009, this agreement only applies to drilling fluids as the Partnership sold its lubricants business at its marine shore based terminals, including inventory, to Martin Resource Management.

**MARTIN MIDSTREAM PARTNERS L.P.**  
**NOTES TO CONSOLIDATED FINANCIAL STATEMENTS**  
(Dollars in Thousands)

Effective each January 1 this agreement, which was amended in July 2004, automatically renews for successive one-year terms until either party terminates the agreement by giving written notice to the other party at least 60 days prior to the end of the then-applicable term. The per gallon handling fee and the percentage of the Partnership's commissions it is charged under this agreement may be adjusted annually based on a price index.

*Cross Terminalling Agreement.* The Partnership is party to the Cross Terminalling Agreement under which it provides terminalling services to Cross Oil Refining & Marketing, Inc., an affiliate of Martin Resource Management. This agreement expired on October 27, 2008 and the Partnership entered into a new five-year agreement which expires October 31, 2013. The per gallon throughput fee the Partnership charges under this agreement may be adjusted during each year of the agreement.

*Cross Tolling Agreement.* The Partnership is a party to a long-term, fee for services-based Tolling Agreement with Cross Oil Refining & Marketing, Inc., an affiliate of Martin Resource Management effective November 24, 2009 whereby Martin Resource Management pays the Partnership for the processing of its crude oil into finished products, including naphthenic lubricants, distillates, asphalt and other intermediate cuts. Under this Tolling Agreement, Martin Resource Management agreed to refine a minimum of 6,500 barrels per day of crude oil at the refinery at a price of \$4.00 per barrel. Any additional barrels are refined at a price of \$4.28 per barrel. In addition, Martin Resource Management agreed to pay a monthly reservation fee of \$1,300 and a periodic fuel surcharge fee based on certain parameters specified in the Tolling Agreement. All of these fees (other than the fuel surcharge) are subject to escalation annually based upon the greater of 3% or the increase in the Consumer Price Index for a specified annual period. In addition, every three years, the parties can negotiate an upward or downward adjustment in the fees subject to their mutual agreement. The Tolling Agreement has a 12 year term, subject to certain termination rights specified therein.

*Sulfuric Acid Sales Agency Agreement.* The Partnership is party to a Sulfuric Acid Sales Agency Agreement under which Martin Resource Management purchases and markets the sulfuric acid produced by the Partnership's sulfuric acid production plant at Plainview, Texas, and which is not consumed by the Partnership's internal operations. This agreement, which was amended and restated in August 2008 and further amended in July 2009, will remain in place until the Partnership terminates it by providing 180 days' written notice. Under this agreement, the Partnership sells all of its excess sulfuric acid to Martin Resource Management. Martin Resource Management then markets such acid to third-parties and the Partnership shares in the profit of Martin Resource Management's sales of the excess acid to such third-parties.

*Waskom Agreements.* The Partnership is a party to a product purchase agreement and a gas processing agreement and a liquids fractionation and treating agreement with Waskom whereby the Partnership purchases product from and supplies product to Waskom. These intercompany transactions totaled approximately \$47,500 for the year ended December 31, 2009. In addition, the Partnership, through its Prism subsidiary provides certain administrative services for Waskom pursuant to Waskom's partnership agreement.

*Miscellaneous Agreements.* From time to time the Partnership enters into other miscellaneous agreements with Martin Resource Management for the provision of other services or the purchase of other goods.

The tables below summarize the related party transactions that are included in the related financial statement captions on the face of the Partnership's Consolidated Statements of Operations. The revenues, costs and expenses reflected in these tables are tabulations of the related party transactions that are recorded in the corresponding caption of the consolidated financial statement and do not reflect a statement of profits and losses for related party transactions.

**MARTIN MIDSTREAM PARTNERS L.P.**  
**NOTES TO CONSOLIDATED FINANCIAL STATEMENTS**  
(Dollars in Thousands)

The impact of related party revenues from sales of products and services is reflected in the consolidated financial statement as follows:

	<u>2009</u>	<u>2008</u>	<u>2007</u>
Revenues:			
Terminalling and storage.....	\$ 19,998	\$ 18,362	\$ 11,816
Marine transportation .....	19,370	24,956	23,729
Product sales:			
Natural gas services.....	238	4,024	3,206
Sulfur services .....	5,445	22,631	4,326
Terminalling and storage .....	155	49	45
	<u>5,838</u>	<u>26,704</u>	<u>7,577</u>
	<u>\$ 45,206</u>	<u>\$ 70,022</u>	<u>\$ 43,122</u>

The impact of related party cost of products sold is reflected in the consolidated financial statement as follows:

Cost of products sold:			
Natural gas services.....	\$ 56,914	\$ 92,322	\$ 62,686
Sulfur services .....	12,583	13,282	13,992
Terminalling and storage.....	287	533	—
	<u>\$ 69,784</u>	<u>\$ 106,137</u>	<u>\$ 76,678</u>

The impact of related party operating expenses is reflected in the consolidated financial statement as follows:

Operating expenses			
Marine transportation .....	\$ 20,464	\$ 22,586	\$ 20,891
Natural gas services.....	1,491	1,625	1,538
Sulfur services .....	4,496	3,737	1,234
Terminalling and storage.....	10,833	9,713	5,328
	<u>\$ 37,284</u>	<u>\$ 37,661</u>	<u>\$ 28,991</u>

The impact of related party selling, general and administrative expenses is reflected in the consolidated financial statement as follows:

Selling, general and administrative:			
Natural gas services.....	\$ 1,116	880	927
Sulfur services .....	2,504	2,508	1,770
Terminalling and storage.....	—	—	41
Indirect overhead allocation, net of reimbursement .....	3,542	2,896	1,351
	<u>\$ 7,162</u>	<u>\$ 6,284</u>	<u>\$ 4,089</u>

The amount of related party interest expense reflected in the consolidated financial statement is \$872, \$1,656 and \$592 for the years ending December 31, 2009, 2008 and 2007, respectively.

**(15) PARTNERS' CAPITAL**

As of December 31, 2009, partners' capital consists of 16,057,832 common limited partner units, representing a 92.9% partnership interest, 889,444 subordinated limited partner units, representing a 5.1% partnership interest and a 2% general partner interest. Martin Resource Management through a subsidiary, owned an approximate 43.9% limited partnership interest consisting of 6,703,823 common limited partner units and 889,444 subordinated limited partner units and a 2% general partner interest.

**MARTIN MIDSTREAM PARTNERS L.P.**  
**NOTES TO CONSOLIDATED FINANCIAL STATEMENTS**  
(Dollars in Thousands)

The Partnership Agreement contains specific provisions for the allocation of net income and losses to each of the partners for purposes of maintaining their respective partner capital accounts.

*Distributions of Available Cash*

The Partnership distributes all of its Available Cash (as defined in the Partnership Agreement) within 45 days after the end of each quarter to unitholders of record and to the general partner. Available Cash is generally defined as all cash and cash equivalents of the Partnership on hand at the end of each quarter less the amount of cash reserves its general partner determines in its reasonable discretion is necessary or appropriate to: (i) provide for the proper conduct of the Partnership's business; (ii) comply with applicable law, any debt instruments or other agreements; or (iii) provide funds for distributions to unitholders and the general partner for any one or more of the next four quarters, plus all cash on the date of determination of available cash for the quarter resulting from working capital borrowings made after the end of the quarter.

**(16) GAIN ON DISPOSAL OF ASSETS**

On April 30, 2009, the Partnership sold certain assets comprising the Mont Belvieu railcar unloading facility, which yielded net proceeds from the sale in the amount of \$19,610. The assets sold related to twenty railcar spaces and Phase I of a newly constructed major expansion that had not been placed in operation. This disposition was separated into two phases because of the contractual requirement to complete the two phases of construction in progress prior to final closing of the transaction. The disposition related to Phase I, which was completed in April 2009, was comprised of property, plant and equipment and allocated goodwill included in the Partnership's terminalling segment with an aggregate carrying value of \$14,329. This transaction yielded a gain on the sale of property, plant, and equipment in the amount of \$5,281, a portion which was deferred in the amount of \$200 for expected future warranty costs associated with the sale. The gain is included in "other operating income" in the consolidated statement of operations. As of December 31, 2009, the remaining portion of the property, plant and equipment in Phase II is under construction and the Partnership is expected to make additional expenditures which will increase the carrying value of the disposed assets by approximately \$600.

The Partnership received \$2,500 during the third quarter of 2009 for funds previously held in escrow relating to the completion of Phase II. The Partnership will receive an additional \$250 upon final completion of Phase II, which is expected to occur during the first quarter of 2010. The current balance related to Phase II construction is \$1,775 and was offset against the escrow monies received resulting in a current liability of \$725. The balance is included in other current liabilities on the Company's consolidated balance sheet at December 31, 2009. The Partnership expects to recognize a gain in the amount of approximately \$375 during the first quarter of 2010. Additionally, the Partnership expects to receive payments of \$375 in April 2010 and April 2012, respectively, which represent payments from an indemnity escrow resulting from the sale. The Partnership expects to record these amounts as gains in each respective quarter. The Partnership paid down the outstanding revolving loans under its credit facility with the net cash proceeds from this sale of assets. The amount paid down is available for future borrowings under the revolving credit facility.

**(17) GAIN ON INVOLUNTARY CONVERSION OF ASSETS**

During the third quarter of 2008, several of the Partnership's facilities in the Gulf of Mexico were in the path of two major hurricanes, Hurricane Gustav and Hurricane Ike. Physical damage to the Partnership's assets caused by the hurricanes, as well as the related removal and recovery costs, are covered by insurance subject to a deductible. Losses incurred as a result of a single hurricane (an "occurrence") are limited to a maximum aggregate deductible of \$250 for flood damage and \$1,000 minimum plus 2% of total insured value at each location for wind damage. The partnership's total flood coverage is \$15,000 and total wind coverage is \$100,000.

The most significant damage to the Partnership's assets was sustained at the Neches location. Property damage also occurred at the Partnership's Galveston, Sabine Pass, Intracoastal City, Cameron East, Cameron West, Freeport, Venice, Port Fourchon, Stanolind, Mont Belvieu, and Spindletop locations. Based on an analysis of the damage as performed by the Partnership has estimated its non-cash charge as \$1,207 for all locations which is equal to the net-book value of the damaged assets. A receivable was established for the expected insurance recovery equal to the impairment charge and for all expenditures related to water damage less the for mentioned deductible.

**MARTIN MIDSTREAM PARTNERS L.P.**  
**NOTES TO CONSOLIDATED FINANCIAL STATEMENTS**  
(Dollars in Thousands)

The Partnership recognized a \$1,207 estimated loss during the last half of 2008, which approximates the Partnership's hurricane deductible under its applicable insurance policies, incurred as a result of Hurricanes Gustav and Ike. The loss is included in "operating expenses" in the consolidated statement of operations for the year ended December 31, 2008.

Insurance proceeds received as a result of the aforementioned claims exceeded net book value of the Partnership's assets determined to be impaired. During 2009, the Partnership received insurance proceeds of \$2,224 for this involuntary conversion of assets, which resulted in a gain of \$1,017 which is reported in other operating income.

**(18) INCOME TAXES**

The operations of a partnership are generally not subject to income taxes, except as discussed below, because its income is taxed directly to its partners. Effective January 1, 2007, the Partnership is subject to the Texas margin tax as described below. Woodlawn, a subsidiary of the Partnership, is subject to income taxes due to its corporate structure. A current federal income tax benefit of \$1,061 and a current federal income tax expense of \$239 and \$118, related to the operation of the subsidiary, were recorded for the years ended December 31, 2009, 2008 and 2007, respectively. In connection with the Woodlawn acquisition, the Partnership also established deferred income taxes of \$8,964 associated with book and tax basis differences of the acquired assets and liabilities. The basis differences are primarily related to property, plant and equipment.

The activities of the Cross assets prior to the acquisition by the Partnership were subject to federal and state income taxes. Accordingly, income taxes have been included in the Cross assets operating results for 2007, 2008 and the period from January 1, 2009 through November 24, 2009. Related payables/receivables are included in Due to affiliates and Other current assets, respectively, on the consolidated balance sheet.

A deferred tax expense related to the Woodlawn basis differences and the basis differences of the Cross assets of \$294, \$2,442 and \$680 was recorded for the years ended December 31, 2009, 2008 and 2007, respectively. A deferred tax liability of \$8,628 and \$17,499 related to these basis differences existed at December 31, 2009 and 2008, respectively. A deferred tax asset related to the activities of the Cross assets of \$165 is included in Other current assets at December 31, 2008.

In 2006, the Texas Governor signed into law a Texas margin tax (H.B. No. 3) which restructures the state business tax by replacing the taxable capital and earned surplus components of the current franchise tax with a new "taxable margin" component. Since the tax base on the Texas margin tax is derived from an income-based measure, the margin tax is construed as an income tax and, therefore, the recognition of deferred taxes applies to the new margin tax. The impact on deferred taxes as a result of this provision is immaterial. State income taxes attributable to the Texas margin tax of \$422, \$749 and \$538 were recorded in income tax expense for the years ended December 31, 2009, 2008 and 2007, respectively.

An income tax receivable of \$760 is included in Other current assets at December 31, 2009. An income tax liability of \$454 and \$414 existed at December 31, 2009 and 2008, respectively.

The components of income tax expense (benefit) from operations recorded for the years ended December 31, 2009, 2008 and 2007 are as follows:

	<u>2009</u>	<u>2008</u>	<u>2007</u>
<b>Current:</b>			
Federal .....	\$ (311)	\$(1,879)	\$ 3,642
State .....	<u>609</u>	<u>835</u>	<u>1,273</u>
	298	(1,044)	4,915
<b>Deferred:</b>			
Federal .....	<u>294</u>	<u>2,442</u>	<u>680</u>
	<u>\$ 592</u>	<u>\$ 1,398</u>	<u>\$ 5,595</u>

**MARTIN MIDSTREAM PARTNERS L.P.**  
**NOTES TO CONSOLIDATED FINANCIAL STATEMENTS**  
(Dollars in Thousands)

**(19) BUSINESS SEGMENTS**

The Partnership has four reportable segments: terminalling and storage, natural gas services, marine transportation, and sulfur services. The Partnership's reportable segments are strategic business units that offer different products and services. The operating income of these segments is reviewed by the chief operating decision maker to assess performance and make business decisions.

The accounting policies of the operating segments are the same as those described in Note 2 of the Notes to Consolidated Financial Statements. The Partnership evaluates the performance of its reportable segments based on operating income. There is no allocation of administrative expenses or interest expense.

	<u>Operating Revenues</u>	<u>Intersegment Eliminations</u>	<u>Operating Revenues After Eliminations</u>	<u>Depreciation and Amortization</u>	<u>Operating Income (Loss) after Eliminations</u>	<u>Capital Expenditures</u>
Year ended December 31, 2009:						
Terminalling and storage.....	\$ 109,513	\$ (4,219)	\$ 105,294	\$ 15,717	\$ 17,899	\$ 18,404
Natural gas services.....	408,989	(7)	408,982	4,527	5,666	5,010
Sulfur services.....	79,631	(2)	79,629	6,151	13,776	7,909
Marine transportation.....	72,103	(3,623)	68,480	13,111	3,156	4,523
Indirect selling, general, and administrative.....	—	—	—	—	(6,077)	—
Total.....	<u>\$ 670,236</u>	<u>\$ (7,851)</u>	<u>\$ 662,385</u>	<u>\$ 39,506</u>	<u>\$ 34,420</u>	<u>\$ 35,846</u>
Year ended December 31, 2008:						
Terminalling and storage.....	\$ 122,960	\$ (4,189)	\$ 118,771	\$ 12,947	\$ 11,399	\$ 31,439
Natural gas services.....	679,375	—	679,375	4,067	3,725	9,565
Sulfur services.....	372,987	(1,038)	371,949	5,751	37,180	6,884
Marine transportation.....	80,059	(3,710)	76,349	12,128	5,570	53,562
Indirect selling, general, and administrative.....	—	—	—	—	(5,510)	—
Total.....	<u>\$ 1,255,381</u>	<u>\$ (8,937)</u>	<u>\$ 1,246,444</u>	<u>\$ 34,893</u>	<u>\$ 52,364</u>	<u>\$ 101,450</u>
Year ended December 31, 2007:						
Terminalling and storage.....	\$ 98,295	\$ (865)	\$ 97,430	\$ 9,239	\$ 23,332	\$ 29,218
Natural gas services.....	515,992	—	515,992	3,252	4,492	4,090
Sulfur services.....	131,602	(276)	131,326	5,013	13,040	14,489
Marine transportation.....	63,533	(3,954)	59,579	8,819	4,270	37,562
Indirect selling, general, and administrative.....	—	—	—	—	(3,199)	—
Total.....	<u>\$ 809,422</u>	<u>\$ (5,095)</u>	<u>\$ 804,327</u>	<u>\$ 26,323</u>	<u>\$ 41,935</u>	<u>\$ 85,359</u>

The following table reconciles operating income to net income:

	<b>Year Ended December 31,</b>		
	<u>2009</u>	<u>2008</u>	<u>2007</u>
Operating income.....	\$ 34,420	\$ 52,364	\$ 41,935
Equity in earnings of unconsolidated entities.....	7,044	13,224	10,941
Interest expense.....	(18,995)	(21,433)	(15,125)
Other, net.....	326	801	405
Income taxes.....	(592)	(1,398)	(5,595)
Net income.....	<u>\$ 22,203</u>	<u>\$ 43,558</u>	<u>\$ 32,561</u>

Revenues from one customer in the Natural gas services segment were \$72,492, \$103,424 and \$66,989 for the years ended December 31, 2009, 2008 and 2007, respectively.

**MARTIN MIDSTREAM PARTNERS L.P.**  
**NOTES TO CONSOLIDATED FINANCIAL STATEMENTS**  
(Dollars in Thousands)

Total assets by segment at December 31, 2009, 2008 and 2007 are as follows:

	<u>2009</u>	<u>2008</u>	<u>2007</u>
Total assets:			
Terminalling and storage .....	\$ 178,941	\$ 195,229	\$ 159,681
Natural gas services .....	256,397	232,059	268,187
Sulfur services .....	110,953	128,367	121,672
Marine transportation .....	<u>139,648</u>	<u>150,667</u>	<u>107,064</u>
Total assets.....	<u>\$ 685,939</u>	<u>\$ 706,322</u>	<u>\$ 656,604</u>

Investments in unconsolidated entities totaled \$80,582 and \$79,843 at December 31, 2009 and 2008, respectively, and are included in the natural gas services segment.

**(20) QUARTERLY FINANCIAL INFORMATION (UNAUDITED)**

**CONSOLIDATED QUARTERLY INCOME STATEMENT INFORMATION**

	<u>First<sup>1</sup></u> <u>Quarter</u>	<u>Second<sup>1</sup></u> <u>Quarter</u>	<u>Third<sup>1</sup></u> <u>Quarter</u>	<u>Fourth<sup>1</sup></u> <u>Quarter</u>
	(Dollar in thousands, except per unit amounts)			
<b><u>2009</u></b>				
Revenues.....	\$163,051	\$139,201	\$159,272	\$200,861
Operating Income .....	7,906	15,958	6,062	4,494
Equity in earnings of unconsolidated entities .....	2,059	1,028	2,139	1,818
Net income.....	5,213	10,760	4,274	1,956
Net income per limited partner unit <sup>2</sup> .....	\$ 0.28	\$ 0.48	\$ 0.26	\$ 0.15
	<u>First<sup>1</sup></u> <u>Quarter</u>	<u>Second<sup>1</sup></u> <u>Quarter</u>	<u>Third<sup>1</sup></u> <u>Quarter</u>	<u>Fourth<sup>1</sup></u> <u>Quarter</u>
	(Dollar in thousands, except per unit amounts)			
<b><u>2008</u></b>				
Revenues.....	\$318,839	\$318,649	\$372,856	\$236,100
Operating Income .....	7,553	6,513	16,707	21,591
Equity in earnings of unconsolidated entities .....	3,510	4,372	3,503	1,839
Net income.....	7,066	5,328	14,136	17,028
Net income per limited partner unit <sup>2</sup> .....	\$ 0.51	\$ 0.25	\$ 0.88	\$ 1.08
	<u>First<sup>1</sup></u> <u>Quarter</u>	<u>Second<sup>1</sup></u> <u>Quarter</u>	<u>Third<sup>1</sup></u> <u>Quarter</u>	<u>Fourth<sup>1</sup></u> <u>Quarter</u>
	(Dollar in thousands, except per unit amounts)			
<b><u>2007</u></b>				
Revenues.....	\$170,376	\$170,964	\$195,338	\$267,649
Operating Income .....	15,527	9,065	11,189	6,154
Equity in earnings of unconsolidated entities .....	2,050	2,418	2,736	3,737
Net income.....	10,585	7,532	8,157	6,287
Net income per limited partner unit <sup>2</sup> .....	\$ 0.42	\$ 0.41	\$ 0.35	\$ 0.49

<sup>1</sup> Financial information for 2007, 2008 and for the period January 1, 2009 through November 24, 2009 has been revised to include results attributable to the Cross assets. See Note 2(a).

<sup>2</sup> Net income per limited partner unit is calculated as net income attributable to the limited partners, which excludes income attributable to the Cross assets. See Note 2(o).

**MARTIN MIDSTREAM PARTNERS L.P.**  
**NOTES TO CONSOLIDATED FINANCIAL STATEMENTS**  
(Dollars in Thousands)

**(21) COMMITMENTS AND CONTINGENCIES**

As a result of a routine inspection by the U.S. Coast Guard of the Partnership's tug Martin Explorer at the Freeport Sulfur Dock Terminal in Tampa, Florida, the Partnership has been informed that an investigation has been commenced concerning a possible violation of the Act to Prevent Pollution from Ships, 33 USC 1901, et. seq., and the MARPOL Protocol 73/78. In connection with this matter, two employees of Martin Resource Management who provide services to the Partnership were served with grand jury subpoenas during the fourth quarter of 2007. The Partnership is cooperating with the investigation and, as of the date of this report, no formal charges, fines and/or penalties have been asserted against the Partnership.

In addition to the foregoing, from time to time, the Partnership is subject to various claims and legal actions arising in the ordinary course of business. In the opinion of management, the ultimate disposition of these matters will not have a material adverse effect on the Partnership.

On May 2, 2008, the Partnership received a copy of a petition filed in the District Court of Gregg County, Texas (the "Court") by Scott D. Martin (the "Plaintiff") against Ruben S. Martin, III (the "Defendant") with respect to certain matters relating to Martin Resource Management. The Defendant is an executive officer of Martin Resource Management, the Plaintiff and the Defendant are executive officers of the Partnership's general partner, the Defendant is a director of both Martin Resource Management and the Partnership's general partner, and the Plaintiff is a director of Martin Resource Management. The lawsuit alleged that the Defendant breached a settlement agreement with the Plaintiff concerning certain Martin Resource Management matters and that the Defendant breached fiduciary duties allegedly owed to the Plaintiff in connection with their respective ownership and other positions with Martin Resource Management. Prior to the trial of this lawsuit, the Plaintiff dropped his claims against the Defendant relating to the breach of fiduciary duty allegations. The Partnership is not a party to the lawsuit and the lawsuit does not assert any claims (i) against the Partnership, (ii) concerning the Partnership's governance or operations or (iii) against the Defendant with respect to his service as an officer or director of the Partnership's general partner.

In May 2009, the lawsuit went to trial and on June 18, 2009, the Court entered a judgment (the "Judgment") with respect to the lawsuit as further described below. In connection with the Judgment, the Defendant has advised us that he has filed a motion for new trial, a motion for judgment notwithstanding the verdict and a notice of appeal. In addition, on June 22, 2009, the Plaintiff filed a notice of appeal with the Court indicating his intent to appeal the Judgment. The Defendant has further advised the Partnership that on June 30, 2009 he posted a cash deposit in lieu of a bond and the judge has ruled that as a result of such deposit, the enforcement of any of the provisions in the Judgment is stayed until the matter is resolved on appeal. Accordingly, during the pendency of the appeal process, no change in the makeup of the Martin Resource Management Board of Directors is expected.

The Judgment awarded the Plaintiff monetary damages in the approximate amount of \$3,200, attorney's fees of approximately \$1,600 and interest. In addition, the Judgment grants specific performance and provides that the Defendant is to (i) transfer one share of his Martin Resource Management common stock to the Plaintiff, (ii) take such actions, including the voting of any Martin Resource Management shares which the Defendant owns, controls or otherwise has the power to vote, as are necessary to change the composition of the Board of Directors of Martin Resource Management from a five-person board, currently consisting of the Defendant and the Plaintiff as well as Wes Skelton, Don Neumeyer, and Bob Bondurant (executive officers of Martin Resource Management and the Partnership), to a four-person board to consist of the Defendant and his designee and the Plaintiff and his designee, and (iii) take such actions as are necessary to change the trustees of the Martin Resource Management Employee Stock Ownership Trust (the "MRMC ESOP Trust"), currently consisting of the Defendant, the Plaintiff and Wes Skelton, to just the Defendant and the Plaintiff. The Judgment is directed solely at the Defendant and is not binding on any other officer, director or shareholder of Martin Resource Management or any trustee of a trust owning Martin Resource Management shares. The Judgment with respect to (ii) above terminated on February 17, 2010, and with respect to (iii) above on the 30th day after the election by the Martin Resource Management shareholders of the first successor Martin Resource Management board after February 17, 2010. However, any enforcement of the Judgment is stayed pending resolution of the appeal relating to it.

On September 5, 2008, the Plaintiff and one of his affiliated partnerships (the "SDM Plaintiffs"), on behalf of themselves and derivatively on behalf of Martin Resource Management, filed suit in a Harris County, Texas district court against Martin Resource Management, the Defendant, Robert Bondurant, Donald R. Neumeyer and Wesley



**MARTIN MIDSTREAM PARTNERS L.P.**  
**NOTES TO CONSOLIDATED FINANCIAL STATEMENTS**  
(Dollars in Thousands)

Skelton, in their capacities as directors of Martin Resource Management (the “MRMC Director Defendants”), as well as 35 other officers and employees of Martin Resource Management (the “Other MRMC Defendants”). In addition to their respective positions with Martin Resource Management, Robert Bondurant, Donald Neumeyer and Wesley Skelton are officers of the Partnership’s general partner. The Partnership is not a party to this lawsuit, and it does not assert any claims (i) against the Partnership, (ii) concerning the Partnership’s governance or operations or (iii) against the MRMC Director Defendants or other MRMC Defendants with respect to their service to the Partnership.

The SDM Plaintiffs allege, among other things, that the MRMC Director Defendants have breached their fiduciary duties owed to Martin Resource Management and the SDM Plaintiffs, entrenched their control of Martin Resource Management and diluted the ownership position of the SDM Plaintiffs and certain other minority shareholders in Martin Resource Management, and engaged in acts of unjust enrichment, excessive compensation, waste, fraud and conspiracy with respect to Martin Resource Management. The SDM Plaintiffs seek, among other things, to rescind the June 2008 issuance by Martin Resource Management of shares of its common stock under its 2007 Long-Term Incentive Plan to the Other MRMC Defendants, remove the MRMC Director Defendants as officers and directors of Martin Resource Management, prohibit the Defendant, Wesley Skelton and Robert Bondurant from serving as trustees of the MRMC Employee Stock Ownership Plan, and place all of the Martin Resource Management common shares owned or controlled by the Defendant in a constructive trust that prohibits him from voting those shares. The SDM Plaintiffs have amended their Petition to eliminate their claims regarding rescission of the issue by Martin Resource Management of shares of its common stock to the MRMC Employee Stock Ownership Plan. The case was abated in July 2009 during the pendency of a mandamus proceeding in the Texas Supreme Court. The Supreme Court denied mandamus relief on November 20, 2009. As of March 4, 2010, no further action has been taken at the trial court level in this matter.

The lawsuits described above are in addition to (i) a separate lawsuit filed in July 2008 in a Gregg County, Texas district court by the daughters of the Defendant against the Plaintiff, both individually and in his capacity as trustee of the Ruben S. Martin, III Dynasty Trust, which suit alleges, among other things, that the Plaintiff has engaged in self-dealing in his capacity as a trustee under the trust, which holds shares of Martin Resource Management common stock, and has breached his fiduciary duties owed to the plaintiffs, and who are beneficiaries of such trust, and (ii) a separate lawsuit filed in October 2008 in the United States District Court for the Eastern District of Texas by Angela Jones Alexander against the Defendant and Karen Yost in their capacities as a former trustee and a trustee, respectively, of the R.S. Martin Jr. Children Trust No. One (f/b/o Angela Santi Jones), which holds shares of Martin Resource Management common stock, which suit alleges, among other things that the Defendant and Karen Yost breached fiduciary duties owed to the plaintiff, who is the beneficiary of such trust, and seeks to remove Karen Yost as the trustee of such trust. With respect to the lawsuit described in (i) above, the Partnership has been informed that the Plaintiff has resigned as a trustee of the Ruben S. Martin, III Dynasty Trust. With respect to the lawsuit described in (ii) above, Angela Jones Alexander has amended her claims to include her grandmother, Margaret Martin, as a defendant. With respect to the lawsuit referenced in (i) above, the case was tried in October 2009 and the jury returned a verdict in favor of the Defendant’s daughters against the Plaintiff in the amount of \$4,900. On December 22, 2009, the court entered a judgment, reflecting an amount consistent with the verdict, and additionally awarded attorneys’ fees and interest. On January 7, 2010, the court modified its original judgment and awarded the Defendant’s daughters approximately \$2,700 in damages, including interest and attorneys’ fees. The Plaintiff has appealed the judgment.

On September 24, 2008, Martin Resource Management removed Plaintiff as a director of the general partner of the Partnership. Such action was taken as a result of the collective effect of Plaintiff’s then recent activities, which the Board of Directors of Martin Resource Management determined were detrimental to both Martin Resource Management and the Partnership. The Plaintiff does not serve on any committees of the board of directors of the Partnership’s general partner. The position on the board of directors of the Partnership’s general partner vacated by the Plaintiff may be filled in accordance with the existing procedures for replacement of a departing director utilizing the Nominations Committee of the board of directors of the general partner of the Partnership. This position on the board of directors has not been filled as of March 4, 2010.

On February 22, 2010 as a result of the Harris County Litigation being derivative in nature, Martin Resource Management formed a special committee of its Board of Directors and designated such committee as the Martin Resource Management authority for the purpose of assessing, analyzing and monitoring the Harris County Litigation

**MARTIN MIDSTREAM PARTNERS L.P.**  
**NOTES TO CONSOLIDATED FINANCIAL STATEMENTS**  
(Dollars in Thousands)

and any other related litigation and making any and all determinations in respect of such litigation on behalf of Martin Resource Management. Such authorization includes, but is not limited to, reviewing the merits of the litigation, assessing whether to pursue claims or counterclaims against various persons or entities, assessing whether to appoint or retain experts or disinterested persons to make determinations in respect of such litigation, and advising and directing Martin Resource Management's general counsel and outside legal counsel with respect to such litigation. The special committee consists of all members of the Martin Resource Management Board of Directors other than the Plaintiff or the Defendant.

**(22) CONSOLIDATING FINANCIAL STATEMENTS**

In connection with the Partnership's filing of a shelf registration statement on Form S-3 with the Securities and Exchange Commission (the "Registration Statement"), Martin Operating Partnership L.P. (the "Operating Partnership"), the Partnership's wholly-owned subsidiary, may issue unconditional guarantees of senior or subordinated debt securities of the Partnership in the event that the Partnership issues such securities from time to time under the registration statement. If issued, the guarantees will be full, irrevocable and unconditional. In addition, the Operating Partnership may also issue senior or subordinated debt securities under the Registration Statement which, if issued, will be fully, irrevocably and unconditionally guaranteed by the Partnership. The Partnership does not provide separate financial statements of the Operating Partnership because the Partnership has no independent assets or operations, the guarantees are full and unconditional and the other subsidiary of the Partnership is minor. There are no significant restrictions on the ability of the Partnership or the Operating Partnership to obtain funds from any of their respective subsidiaries by dividend or loan.

**(23) SUBSEQUENT EVENTS**

*Acquisition by Waskom of the Harrison Pipeline System.* On January 15, 2010, the Partnership, through Prism Gas, as 50% owner and the operator of Waskom Gas Processing Company ("WGPC"), through WGPC's wholly owned subsidiaries Waskom Midstream LLC and Olin Gathering LLC, acquired from Crosstex North Texas Gathering, L.P., a 100% interest in approximately 62 miles of gathering pipeline, two 35 MMcfd dew point control plants and equipment referred to as the Harrison Pipeline System. The Partnership's share of the acquisition cost is approximately \$20,000.

*Fifth Amendment to Credit Agreement.* On January 14, 2010, the Partnership entered into a Fifth Amendment (the "Fifth Amendment") to the Credit Agreement. The Fifth Amendment modified the Credit Agreement to, among other things, (1) permit it to invest up to \$25,000 in its joint ventures and (2) limit its ability to make capital expenditures.

*Increase Joinder.* On February 25, 2010, the Partnership entered into a Commitment Increase and Joinder Agreement (the "Increase Joinder") with respect to the Credit Agreement. The Increase Joinder increased the maximum amount of borrowings and letters of credit under the Partnership's credit facility from approximately \$335,670 to \$350,000.

*Public Offering.* On February 8, 2010, the Partnership completed a public offering of 1,650,000 common units at a price of \$32.35 per common unit, before the payment of underwriters' discounts, commissions and offering expenses (per unit value is in dollars, not thousands). Following this offering, the common units represented a 93.3% limited partnership interest in the Partnership. Total proceeds from the sale of the 1,650,000 common units, net of underwriters' discounts, commissions and offering expenses were \$50,585. The Partnership's general partner contributed \$1,089 in cash to the Partnership in conjunction with the issuance in order to maintain its 2% general partner interest in the Partnership. On February 8, 2010, the Partnership made a \$45,000 payment to reduce the outstanding balance under its revolving credit facility.

## **Item 9. Changes in and Disagreements with Accountants on Accounting and Financial Disclosure**

None.

### **Item 9A. Controls and Procedures**

(a) *Evaluation of Disclosure Controls and Procedures.* In accordance with Rules 13a-15 and 15d-15 of the Securities Exchange Act of 1934, as amended (the “Exchange Act”), we, under the supervision and with the participation of the Chief Executive Officer and Chief Financial Officer of our general partner, carried out an evaluation of the effectiveness of our disclosure controls and procedures (as defined in Rule 13a-15(e) of the Exchange Act) as of December 31, 2009. Based on that evaluation, the Chief Executive Officer and Chief Financial Officer of our general partner concluded that our disclosure controls and procedures were effective as of December 31, 2009.

(b) *Management’s Report on Internal Control Over Financial Reporting.* Management is responsible for establishing and maintaining adequate internal control over financial reporting. Our management, including the Chief Executive Officer and Chief Financial Officer of our general partner, conducted an evaluation of the effectiveness of our internal control over financial reporting based on the framework in Internal Control — Integrated Framework issued by the Committee of Sponsoring Organizations of the Treadway Commission. Based on its evaluation under the framework in Internal Control — Integrated Framework, our management concluded that our internal control over financial reporting was effective as of December 31, 2009. The effectiveness of our internal control over financial reporting as of December 31, 2009 has been audited by KPMG LLP, our independent registered public accounting firm, as stated in their report appearing on page 79.

There were no changes in our internal controls over financial reporting (as defined in Exchange Act Rules 13a-15(f) and 15d-15(f)) that occurred during our most recent fiscal quarter that have materially affected, or are reasonably likely to materially affect, our internal controls over financial reporting.

### **Item 9B. Other Information**

*Existing Litigation at Martin Resource Management.* On May 2, 2008, we received a copy of a petition filed in the District Court of Gregg County, Texas (the “Court”) by Scott D. Martin (the “Plaintiff”) against Ruben S. Martin, III (the “Defendant”) with respect to certain matters relating to Martin Resource Management. The Defendant is an executive officer at Martin Resource Management, the Plaintiff and the Defendant are executive officers of our general partner, the Defendant is a director of both Martin Resource Management and our general partner, and the Plaintiff is a director of Martin Resource Management. The lawsuit alleged that the Defendant breached a settlement agreement with the Plaintiff concerning certain Martin Resource Management matters and that the Defendant breached fiduciary duties allegedly owed to the Plaintiff in connection with their respective ownership and other positions with Martin Resource Management. Prior to the trial of this lawsuit, the Plaintiff dropped his claims against the Defendant relating to the breach of fiduciary duty allegations. We are not a party to the lawsuit and the lawsuit does not assert any claims (i) against us, (ii) concerning our governance or operations or (iii) against the Defendant with respect to his service as an officer or director of our general partner.

In May 2009, the lawsuit went to trial and on June 18, 2009, the Court entered a judgment (the “Judgment”) with respect to the lawsuit as further described below. In connection with the Judgment, the Defendant has advised us that he has filed a motion for new trial, a motion for judgment notwithstanding the verdict and a notice of appeal. In addition, on June 22, 2009, the Plaintiff filed a notice of appeal with the Court indicating his intent to appeal the Judgment. The Defendant has further advised us that on June 30, 2009 he posted a cash deposit in lieu of a bond and the judge has ruled that as a result of such deposit, the enforcement of any of the provisions in the Judgment is stayed until the matter is resolved on appeal. Accordingly, during the pendency of the appeal process, no change in the makeup of the Martin Resource Management Board of Directors is expected.

The Judgment awarded the Plaintiff monetary damages in the approximate amount of \$3.2 million, attorney’s fees of approximately \$1.6 million and interest. In addition, the Judgment grants specific performance and provides that the Defendant is to (i) transfer one share of his Martin Resource Management common stock to the Plaintiff, (ii) take such actions, including the voting of any Martin Resource Management shares which the Defendant owns, controls or otherwise has the power to vote, as are necessary to change the composition of the

Board of Directors of Martin Resource Management from a five-person board, currently consisting of the Defendant and the Plaintiff as well as Wes Skelton, Don Neumeyer, and Bob Bondurant (executive officers of Martin Resource Management and the Partnership), to a four-person board to consist of the Defendant and his designee and the Plaintiff and his designee, and (iii) take such actions as are necessary to change the trustees of the Martin Resource Management Employee Stock Ownership Trust (the "MRMC ESOP Trust"), currently consisting of the Defendant, the Plaintiff and Wes Skelton, to just the Defendant and the Plaintiff. The Judgment is directed solely at the Defendant and is not binding on any other officer, director or shareholder of Martin Resource Management or any trustee of a trust owning Martin Resource Management shares. The Judgment with respect to (ii) above terminated on February 17, 2010, and with respect to (iii) above on the 30th day after the election by the Martin Resource Management shareholders of the first successor Martin Resource Management board after February 17, 2010. However, any enforcement of the Judgment is stayed pending resolution of the appeal relating to it.

On September 5, 2008, the Plaintiff and one of his affiliated partnerships (the "SDM Plaintiffs"), on behalf of themselves and derivatively on behalf of Martin Resource Management, filed suit in a Harris County, Texas district court against Martin Resource Management, the Defendant, Robert Bondurant, Donald R. Neumeyer and Wesley Skelton, in their capacities as directors of Martin Resource Management (the "MRMC Director Defendants"), as well as 35 other officers and employees of Martin Resource Management (the "Other MRMC Defendants"). In addition to their respective positions with Martin Resource Management, Robert Bondurant, Donald Neumeyer and Wesley Skelton are officers of our general partner. We are not a party to this lawsuit, and it does not assert any claims (i) against us, (ii) concerning our governance or operations or (iii) against the MRMC Director Defendants or other MRMC Defendants with respect to their service to us.

The SDM Plaintiffs allege, among other things, that the MRMC Director Defendants have breached their fiduciary duties owed to Martin Resource Management and the SDM Plaintiffs, entrenched their control of Martin Resource Management and diluted the ownership position of the SDM Plaintiffs and certain other minority shareholders in Martin Resource Management, and engaged in acts of unjust enrichment, excessive compensation, waste, fraud and conspiracy with respect to Martin Resource Management. The SDM Plaintiffs seek, among other things, to rescind the June 2008 issuance by Martin Resource Management of shares of its common stock under its 2007 Long-Term Incentive Plan to the Other MRMC Defendants, remove the MRMC Director Defendants as officers and directors of Martin Resource Management, prohibit the Defendant, Wesley Skelton and Robert Bondurant from serving as trustees of the MRMC Employee Stock Ownership Plan, and place all of the Martin Resource Management common shares owned or controlled by the Defendant in a constructive trust that prohibits him from voting those shares. The SDM Plaintiffs have amended their Petition to eliminate their claims regarding rescission of the issue by Martin Resource Management of shares of its common stock to the MRMC Employee Stock Ownership Plan. The case was abated in July 2009 during the pendency of a mandamus proceeding in the Texas Supreme Court. The Supreme Court denied mandamus relief on November 20, 2009. As of March 4, 2010, no further action has been taken at the trial court level in this matter.

The lawsuits described above are in addition to (i) a separate lawsuit filed in July 2008 in a Gregg County, Texas district court by the daughters of the Defendant against the Plaintiff, both individually and in his capacity as trustee of the Ruben S. Martin, III Dynasty Trust, which suit alleges, among other things, that the Plaintiff has engaged in self-dealing in his capacity as a trustee under the trust, which holds shares of Martin Resource Management common stock, and has breached his fiduciary duties owed to the plaintiffs, and who are beneficiaries of such trust, and (ii) a separate lawsuit filed in October 2008 in the United States District Court for the Eastern District of Texas by Angela Jones Alexander against the Defendant and Karen Yost in their capacities as a former trustee and a trustee, respectively, of the R.S. Martin Jr. Children Trust No. One (f/b/o Angela Santi Jones), which holds shares of Martin Resource Management common stock, which suit alleges, among other things that the Defendant and Karen Yost breached fiduciary duties owed to the plaintiff, who is the beneficiary of such trust, and seeks to remove Karen Yost as the trustee of such trust. With respect to the lawsuit described in (i) above, we have been informed that the Plaintiff has resigned as a trustee of the Ruben S. Martin, III Dynasty Trust. With respect to the lawsuit described in (ii) above, Angela Jones Alexander has amended her claims to include her grandmother, Margaret Martin, as a defendant. With respect to the lawsuit referenced in (i) above, the case was tried in October 2009 and the jury returned a verdict in favor of the Defendant's daughters against the Plaintiff in the amount of \$4.9 million. On December 22, 2009, the court entered a judgment, reflecting an amount consistent with the verdict, and additionally awarded attorneys' fees and interest. On January 7, 2010, the court modified its original judgment and awarded the Defendant's daughters approximately \$2.7 million in damages, including interest and attorneys' fees. The Plaintiff has appealed the judgment.

On September 24, 2008, Martin Resource Management removed Plaintiff as a director of the general partner of the Partnership. Such action was taken as a result of the collective effect of Plaintiff's then recent activities, which the Board of Directors of Martin Resource Management determined were detrimental to both Martin Resource Management and the Partnership. The Plaintiff does not serve on any committees of the board of directors of our general partner. The position on the board of directors of our general partner vacated by the Plaintiff may be filled in accordance with the existing procedures for replacement of a departing director utilizing the Nominations Committee of the board of directors of the general partner of the Partnership. This position on the board of directors has not been filled as of March 4, 2010.

On February 22, 2010 as a result of the Harris County Litigation being derivative in nature, Martin Resource Management formed a special committee of its Board of Directors and designated such committee as the Martin Resource Management authority for the purpose of assessing, analyzing and monitoring the Harris County Litigation and any other related litigation and making any and all determinations in respect of such litigation on behalf of Martin Resource Management. Such authorization includes, but is not limited to, reviewing the merits of the litigation, assessing whether to pursue claims or counterclaims against various persons or entities, assessing whether to appoint or retain experts or disinterested persons to make determinations in respect of such litigation, and advising and directing Martin Resource Management's general counsel and outside legal counsel with respect to such litigation. The special committee consists of all members of the Martin Resource Management Board of Directors other than the Plaintiff or the Defendant.

### **PART III**

#### **Item 10. Directors, Executive Officers and Corporate Governance**

##### **Management of Martin Midstream Partners L.P.**

Martin Midstream GP LLC, as our general partner, manages our operations and activities on our behalf. Our general partner was not elected by our unitholders and will not be subject to re-election in the future. Unitholders do not directly or indirectly participate in our management or operation. Our general partner owes a fiduciary duty to our unitholders. Our general partner is liable, as general partner, for all of our debts (to the extent not paid from our assets), except for indebtedness or other obligations that are made specifically non-recourse to it. However, whenever possible, our general partner seeks to provide that our indebtedness or other obligations are non-recourse to our general partner.

Three directors of our general partner serve on a Conflicts Committee to review specific matters that the directors believe may involve conflicts of interest. The Conflicts Committee determines if the resolution of the conflict of interest is fair and reasonable to us. The members of the Conflicts Committee may not be officers or employees of our general partner or directors, officers, or employees of its affiliates and must meet the independence standards to serve on an audit committee of a board of directors established by NASDAQ and applicable securities laws. Any matters approved by the Conflicts Committee will be conclusively deemed to be fair and reasonable to us, approved by all of our partners, and not a breach by our general partner of any duties it may owe us or our unitholders. In addition, the members of the Conflicts Committee also serve on an audit committee that reviews our external financial reporting, recommends engagement of our independent auditors and reviews procedures for internal auditing and the adequacy of our internal accounting controls. The members of the Conflicts Committee also serve on the compensation committee, which oversees compensation decisions for the officers of our general partner as well as the compensation plans described below. The current members of our Conflicts Committee, audit committee, nominating committee and compensation committee are our outside directors, John P. Gaylord, C. Scott Massey and Howard Hackney, all of whom meet the independence standards established by NASDAQ.

We are managed and operated by the directors and officers of our general partner. All of our operational personnel are employees of Martin Resource Management. All of the officers of our general partner will spend a substantial amount of time managing the business and affairs of Martin Resource Management and its other affiliates. These officers may face a conflict regarding the allocation of their time between our business and the other business interests of Martin Resource Management. Our general partner intends to cause its officers to devote as much time to the management of our business and affairs as is necessary for the proper conduct of our business and affairs.

## Directors and Executive Officers of Martin Midstream GP LLC

The following table shows information for the directors and executive officers of our general partner. Executive officers and directors are elected for one-year terms.

<u>Name</u>	<u>Age</u>	<u>Position with the General Partner</u>
Ruben S. Martin	58	President, Chief Executive Officer and Director
Robert D. Bondurant	51	Executive Vice President and Chief Financial Officer
Donald R. Neumeyer	62	Executive Vice President and Chief Operating Officer
Wesley M. Skelton	62	Executive Vice President, Chief Administrative Officer and Controller
Randy Tauscher	44	Executive Vice President
Scott D. Martin	44	Executive Vice President
Chris Booth	40	Vice President, General Counsel and Secretary
John P. Gaylord	49	Director
C. Scott Massey	57	Director
Howard Hackney	70	Director

*Ruben S. Martin* serves as President, Chief Executive Officer and a member of the Board of Directors of our general partner. Mr. Martin has served in such capacities since June 2002. Mr. Martin has served as President of Martin Resource Management since 1981 and has served in various capacities within the company since 1974. Mr. Martin and Scott D. Martin, see below, are brothers. Mr. Martin holds a bachelor of science degree in industrial management from the University of Arkansas. Mr. Martin was selected to serve as a director on our general partner's Board of Directors due to his depth of knowledge of the Partnership, including its strategies, its operations, his business judgment and his position within the Partnership.

*Robert D. Bondurant* serves as Executive Vice President and Chief Financial Officer of our general partner. Mr. Bondurant has served in such capacities since June 2002. Mr. Bondurant joined Martin Resource Management in 1983 as Controller and subsequently was appointed Chief Financial Officer and a member of its Board of Directors in 1990. Mr. Bondurant served in the audit department at Peat Marwick, Mitchell and Co from 1980 to 1983. Mr. Bondurant holds a bachelor of business administration degree in accounting from Texas A&M University and is a Certified Public Accountant, licensed in the state of Texas.

*Donald R. Neumeyer* serves as Executive Vice President and Chief Operating Officer of our general partner. Mr. Neumeyer has served in such capacities since June 2002. Mr. Neumeyer joined Martin Resource Management in March of 1982 as an operations manager. He has served as Vice President of Operations and Chief Operating Officer since 1983 and as a Director since 1990. From 1978 to 1982 Mr. Neumeyer was employed by Crystal Oil Company of Shreveport, Louisiana as Vice President of Marketing, Refining and Gas Processing. From 1970 to 1978 Mr. Neumeyer was employed by Mobil Oil Corporation in various capacities within its pipeline, crude oil, and gas liquid operations. Mr. Neumeyer holds a bachelor of science in mechanical engineering from Southern Methodist University in Dallas and is a registered professional engineer in the state of Texas.

*Wesley M. Skelton* serves as Executive Vice President, Controller and Chief Administrative Officer of our general partner. Mr. Skelton has served in such capacities since June 2002. Mr. Skelton joined Martin Resource Management in 1981 and has served as Chief Administrative Officer since 1981 and a Director since 1990. Prior to joining Martin Resource Management, Mr. Skelton served as Treasurer of First Federal Savings & Loan, Marshall, Texas from January 1977 through January 1981 and was employed by Peat Marwick, Mitchell & Co. from August 1973 through January 1977. Mr. Skelton holds a bachelor of business administration degree from the University of Texas, and is a Certified Public Accountant licensed in the state of Texas.

*Scott D. Martin* serves as Executive Vice President of our general partner. He served as a General Manager, Marine Operations of our general partner from June 2002 until February 2006, at which time he was appointed as Executive Vice President of our general partner. He served as a member of the Board of Directors of our general partner from 2002 until September 2008. Mr. Martin has served as a Director of Martin Resource Management since 1990. He has held a variety of positions in marketing, transportation, terminalling, finance, operations and business

development with Martin Resource Management since 1988. Mr. Martin and Ruben S. Martin, see above, are brothers. Mr. Martin holds a bachelor of science degree in business administration from University of Arkansas, where he previously served as a member of the Walton Business School advisory board.

*Randy Tauscher* serves as Executive Vice President of our general partner. Mr. Tauscher has served in this capacity since November 1, 2007. Prior to joining Martin, Mr. Tauscher was employed by Koch Industries for over 18 years, most recently as Senior Vice President of the Koch Carbon Division. Mr. Tauscher earned a Bachelor of Business Administration degree from Kansas State University.

*Chris Booth* serves as Vice President, General Counsel and Secretary of our general partner. Mr. Booth has served in the capacities of Vice President and General Counsel since February 2006 and in the capacity of Secretary since November 2006. Mr. Booth joined Martin Resource Management in October 2005. Prior to joining Martin Resource Management, Mr. Booth was an attorney with the law firm of Mehaffy Weber located in Beaumont, Texas. Mr. Booth holds a doctor of jurisprudence degree and a masters of business administration degree from the University of Houston. Additionally, Mr. Booth holds a bachelor of science degree in business management from LeTourneau University. Mr. Booth is an attorney licensed to practice in the State of Texas.

*John P. Gaylord* serves as a member of the Board of Directors of our general partner. Mr. Gaylord has served as a Director since June 2002. Mr. Gaylord has served as the President of Jacintoport Terminal Company since 1992. He originally joined Jacintoport Terminal Company when it was founded in 1989 as Vice President of Finance. Mr. Gaylord holds a bachelor of arts degree from Texas Christian University and a master of business administration degree from Southern Methodist University. Mr. Gaylord was selected to serve as a director on our general partner's Board of Directors due to his extensive business experience and expertise in terminalling and storage operations.

*C. Scott Massey* serves as a member of the Board of Directors of our general partner. Mr. Massey has served as a Director since June 2002. Mr. Massey has been self employed as a Certified Public Accountant since 1998. From 1977 to 1998, Mr. Massey worked for KPMG Peat Marwick, LLP in various positions, including, most recently, as a Partner in the firm's Tax Practice — Energy, Real Estate, Timber from 1986 to 1998. Mr. Massey received a bachelor of business administration degree from the University of Texas at Austin and a juris doctor degree from the University of Houston. Mr. Massey is a Certified Public Accountant, licensed in the states of Louisiana and Texas. Mr. Massey was selected to serve as a director on our general partner's Board of Directors due to his extensive background in public accounting and taxation. Mr. Massey qualifies as an "audit committee financial expert" under the SEC guidelines.

*Howard Hackney* serves as a member of the Board of Directors of our general partner. Mr. Hackney has served as a Director since May 2005. Mr. Hackney currently serves as a director of Texas Bank and Trust of Longview, Texas and Federal Home Loan Bank of Dallas, Texas, where he is the Chairman of the Audit Committee and a member of the Executive and Strategic Planning Committees. Mr. Hackney from time to time is an adjunct faculty member at LeTourneau University Business School in finance and management. His past experience includes service as the President of Texas Bank and Trust of Longview, Texas, President of Bank One of Longview, Texas, President and a director of Merchant and Planters National Bank of Sherman, Texas and Executive Vice President and a director of Capital National Bank of Houston, Texas. Mr. Hackney received a BBA and MBA from Southern Methodist University. Mr. Hackney was selected to serve as a director on our general partner's Board of Directors due to his business and financial expertise, which is a product of his extensive finance and management background.

### **Independence of Directors**

Messrs. Gaylord, Massey and Hackney qualify as "independent" in accordance with the published listing requirements of NASDAQ and applicable securities laws. The NASDAQ independence definition includes a series of objective tests, such as that the director is not an employee of us and has not engaged in various types of business dealings with us. In addition, as further required by the NASDAQ rules, the board of directors has made a subjective determination as to each independent director that no relationships exist which, in the opinion of the board, would interfere with the exercise of independent judgment in carrying out the responsibilities of a director. In making these determinations, the directors reviewed and discussed information provided by the directors and us with regard to each director's business and personal activities as they may relate to us and our management.

## Board Meetings and Committees

From January 1, 2009 to December 31, 2009, the Board of Directors of our general partner held 13 meetings. All directors then in office attended each of these meetings, either in person, by teleconference or by videoconference. Additionally, the Board of Directors undertook action two times during 2009 without a meeting by acting through written unanimous consent. We have standing conflicts, audit, compensation and nominating committees of the Board of Directors of our general partner. The Board of Directors of our general partner appoints the members of the Audit, Compensation, Nominating and Conflicts Committees. Each member of the Audit, Compensation, Nominating and Conflicts Committees is an independent director in accordance with NASDAQ and applicable securities laws. Each of the board committees has a written charter approved by the board. Copies of each charter are posted on our website at [www.martinmidstream.com](http://www.martinmidstream.com) under the "Governance" section. The current members of the committees, the number of meetings held by each committee from January 1, 2009 to December 31, 2009, and a brief description of the functions performed by each committee are set forth below:

*Conflicts Committee* (8 meetings). The members of the Conflicts Committee are Messrs. Gaylord (chairman), Massey and Hackney. All of the members of the Conflicts Committee, attended all meetings of the committee for the period noted above. The primary responsibility of the Conflicts Committee is to review matters that the directors believe may involve conflicts of interest. The Conflicts Committee determines if the resolution of the conflict of interest is fair and reasonable to us. The members of the Conflicts Committee may not be officers or employees of our general partner or directors, officers, or employees of its affiliates and must meet the independence standards to serve on an audit committee of a board of directors established by NASDAQ. Any matters approved by the Conflicts Committee will be conclusively deemed to be fair and reasonable to us, approved by all of our partners, and not a breach by our general partner of any duties it may owe us or our unitholders.

*Audit Committee* (5 meetings). The members of the audit committee are Messrs. Gaylord, Massey (chairman) and Hackney. All of the members, attended all meetings of the audit committee for the period noted above. The primary responsibilities of the audit committee are to assist the Board of Directors in its general oversight of our financial reporting, internal controls and audit functions, and it is directly responsible for the appointment, retention, compensation and oversight of the work of our independent auditors. The members of the Audit Committee of the Board of Directors of our general partner each qualify as "independent" under standards established by the SEC for members of audit committees, and the Audit Committee includes at least one member who is determined by the Board of Directors to meet the qualifications of an "audit committee financial expert" in accordance with SEC rules, including that the person meets the relevant definition of an "independent" director. C. Scott Massey is the independent director who has been determined to be an audit committee financial expert. Unitholders should understand that this designation is a disclosure requirement of the SEC related to Mr. Massey's experience and understanding with respect to certain accounting and auditing matters. The designation does not impose on Mr. Massey any duties, obligations or liability that are greater than are generally imposed on him as a member of the Audit Committee and board of directors, and his designation as an audit committee financial expert pursuant to this SEC requirement does not affect the duties, obligations or liability of any other member of the Audit Committee or board of directors.

*Compensation Committee* (2 meetings). The members of the compensation committee are Messrs. Gaylord, Massey and Hackney (chairman). The primary responsibility of the compensation committee is to oversee compensation decisions for the outside directors of our general partner and executive officers of our general partner (in the event they are to be paid by our general partner) as well as our long-term incentive plan.

*Nominating Committee* (No meetings). The members of the nominating committee are Messrs. Gaylord, Massey and Hackney (chairman). The primary responsibility of the nominating committee is to select and recommend nominees for election to the Board of Directors of our general partner.



## **Compensation of Directors**

Officers of our general partner who also serve as directors will not receive additional compensation. Non-employee directors of our general partner are entitled to receive an annual retainer fee of \$35,000. All directors of our general partner are entitled to reimbursement for their reasonable out-of-pocket expenses in connection with their travel to and from, and attendance at, meetings of the Board of Directors or committees thereof. Each director will be fully indemnified by us for actions associated with being a director to the extent permitted under Delaware law.

On August 3, 2009, we issued 1,000 restricted common units to each of our three independent, non-employee, directors under our long-term incentive plan. These restricted common units vest in equal installments of 250 units on January 24, 2010, 2011, 2012 and 2013, respectively. On May 5, 2008, we issued 1,000 restricted common units to each of its three independent, non-employee directors under its long-term incentive plan. These restricted common units vest in equal installments of 250 units on January 24, 2009, 2010, 2011 and 2012. On May 3, 2007, we issued 1,000 restricted common units to each of our three independent, non-employee, directors under our long-term incentive plan. These restricted common units vest in equal installments of 250 units on January 24, 2008, 2009, 2010 and 2011, respectively. On January 24, 2006, we issued 1,000 restricted common units to each of our three independent, non-employee, directors under our long-term incentive plan. These restricted common units vest in equal installments of 250 units on January 24, 2007, 2008, 2009 and 2010, respectively.

## **Compensation Committee Interlocks and Insider Participation**

The current members of the compensation committee of our general partner that are identified above were the only persons who served on such committee during 2009. Other than these independent directors, no other officer or employee of our general partner or its subsidiaries is a member of the compensation committee. Employees of Martin Resource Management, through our general partner, are the individuals who work on our matters.

## **Code of Ethics and Business Conduct**

Our general partner has adopted a Code of Ethics and Business Conduct applicable to all of our general partner's employees (including any employees of Martin Resource Management who undertake actions with respect to us or on our behalf), including all officers, and including our general partner's independent directors, who are not employees of our general partner, with regard to their activities relating to us. The Code of Ethics and Business Conduct incorporate guidelines designed to deter wrongdoing and to promote honest and ethical conduct and compliance with applicable laws and regulations. They also incorporate our expectations of our general partner's employees (including any employees of Martin Resource Management who undertake actions with respect to us or on our behalf) that enable us to provide accurate and timely disclosure in our filings with the Securities and Exchange Commission and other public communications. The Code of Ethics and Business Conduct is publicly available on our website under the "Governance" section (at [www.martinmidstream.com](http://www.martinmidstream.com)). This website address is intended to be an inactive, textual reference only, and none of the material on this website is part of this report. If any substantive amendments are made to the Code of Ethics and Business Conduct or if we or our general partner grant any waiver, including any implicit waiver, from a provision of the code to any of our general partner's executive officers and directors, we will disclose the nature of such amendment or waiver on that website or in a report on Form 8-K.

## **Section 16(a) Beneficial Ownership Reporting Compliance**

Our general partner's directors, officers and beneficial owners of more than 10 percent of a registered class of our equity securities are required to file reports of ownership and reports of changes in ownership with the SEC and NASDAQ. Directors, officers and beneficial owners of more than 10% of our equity securities are also required to furnish us with copies of all such reports that are filed. Based on our review of copies of such forms and amendments, we believe directors, executive officers and greater than 10% beneficial owners complied with all filing requirements during the year ended December 31, 2009 except as follows: 13 reports on Form 4 following allocations pursuant to a benefit plan of Martin Resource Management were filed late by each of Messrs. Ruben Martin, Scott Martin, Skelton, Neumeyer, Bondurant and Booth. In addition, following the Cross acquisition four reports on Form 4 were filed late by Martin Resource LLC, Martin Resource Management, Messrs. Ruben Martin and Scott Martin, and one report on Form 3 was filed late by Cross Oil Refining & Marketing, Inc.

## **Reimbursement of Expenses of our General Partner**

Our general partner does not receive a management fee or other compensation for its management of our partnership. However, our general partner and its affiliates are reimbursed for expenses incurred on our behalf. All direct general and administrative expenses are charged to us as incurred. We reimbursed Martin Resource Management for \$63.1 million of direct costs and expenses for the twelve months ended December 31, 2009 compared to \$67.5 million for the twelve months ended December 31, 2008. There is no monetary limitation on the amount we are required to reimburse Martin Resource Management for direct expenses.

Indirect general and administrative and corporate overhead costs relate to centralized corporate functions that we share with Martin Resource Management, including certain accounting, treasury, engineering, information technology, insurance, administration of employee benefit plans and other corporate services. In addition to the direct expenses, under the omnibus agreement, we are required to reimburse Martin Resource Management for indirect general and administrative and corporate overhead expenses. The amount of this reimbursement was capped at \$2.0 million through November 1, 2007 when the cap expired. For the years ended December 31, 2009, 2008 and 2007, the Conflicts Committee of our general partner approved reimbursement amounts of \$3.5, \$2.9 and \$1.5 million, respectively, reflecting our allocable share of such expenses. The Conflicts Committee will review and approve future adjustments in the reimbursement amount for indirect expenses, if any, annually.

Our partnership agreement provides that our general partner will determine the expenses that are allocable to us in any reasonable manner determined by our general partner in its sole discretion. Please read “Item 13. Certain Relationships and Related Transactions, and Director Independence — Agreements — Omnibus Agreement.”

### **Item 11. Executive Compensation**

#### **Compensation Discussion and Analysis**

##### ***Background***

We are required to provide information regarding the compensation program in place as of December 31, 2009, for the CEO, CFO and the three other most highly-compensated executive officers of our general partner as reflected in the summary compensation table set forth below (the “Named Executive Officers”). This section should be read in conjunction with the detailed tables and narrative descriptions regarding compensation below.

We are a master limited partnership and have no employees. We are managed by the executive officers of our general partner. These executive officers are employed by Martin Resource Management, a private corporation that has significant operations that are separate from ours. The executive officers of our general partner are also the executive officers of Martin Resource Management and devote significant time to the management of Martin Resource Management’s operations. We reimburse Martin Resource Management for a portion of the indirect general and administrative expenses, including compensation expense relating to the service of these individuals that are allocated to us pursuant to the omnibus agreement. Under the omnibus agreement, we are required to reimburse Martin Resource Management for indirect general and administrative and corporate overhead expenses. The amount of this reimbursement was capped at \$2.0 million through November 1, 2007 when the cap expired. For the years ended December 31, 2009, 2008 and 2007, the Conflicts Committee of our general partner approved reimbursement amounts of \$3.5, \$2.9 and \$1.5 million, respectively, reflecting our allocable share of such expenses. Please see “Item 13. Certain Relationships and Related Transactions, and Director Independence — Agreements — Omnibus Agreement” for a discussion of the omnibus agreement.

##### ***Compensation Objectives***

As we do not directly compensate the executive officers of our general partner, we do not have any set compensation programs. The elements of Martin Resource Management’s compensation program discussed below, along with Martin Resource Management’s other rewards, are intended to provide a total rewards package designed to yield competitive total cash compensation, drive performance and reward contributions in support of the businesses of Martin Resource Management and other Martin Resource Management affiliates, including us, for

which the Named Executive Officers perform services. Although we bear an allocated portion of Martin Resource Management's costs of providing compensation and benefits to the Named Executive Officers, we do not have control over such costs and do not establish or direct the compensation policies or practices of Martin Resource Management. During 2009, Martin Resource Management paid compensation based on the performance of Martin Resource Management but did not set any specific performance-based criteria and did not have any other specific performance-based objectives.

### ***Elements of Compensation***

Martin Resource Management's executive officer compensation package includes a combination of annual cash, long-term incentive compensation and other compensation. Elements of compensation which to the Named Executive Officers may be eligible to receive from Martin Resource Management consist of the following: (1) annual base salary; (2) discretionary annual cash awards; (3) awards pursuant to Martin Resource Management employee benefit plans and (4) where appropriate, other compensation, including limited perquisites.

*Annual Base Salary.* Base salary is intended to provide fixed compensation to the Named Executive Officers for their performance of core duties with respect to Martin Resource Management and its affiliates, including us, and to compensate for experience levels, scope of responsibility and future potential. Base salaries are not intended to compensate individuals for extraordinary performance or for above average company performance. The base salaries of the Named Executive Officers are reviewed on an annual basis, as well as at the time of promotion and other changes in responsibilities or market conditions.

*Discretionary Annual Cash Awards.* In addition to the annual base salary, the Named Executive Officers may be eligible to receive discretionary annual cash awards that, if awarded, are paid in a lump sum near the end of the fiscal year. These cash awards are designed to provide the Named Executive Officers with competitive incentives to help drive performance and promote achievement of Martin Resource Management's business objectives. Named Executive Officers may also be eligible to receive a cash award based upon their services provided to us in the event that any such Named Executive Officer has devoted a significant amount of their time to working for us. Any such award is determined in accordance with the same methodologies as the discretionary annual cash awards for Martin Resource Management, as described below.

*Employee Benefit Plan Awards.* The Named Executive Officers may be eligible to receive awards pursuant to Martin Midstream Partners L.P. Long-Term Incentive Plan and Martin Resource Management employee benefit plans. These employee benefit plan awards are designed to reward the performance of the Named Executive Officers by providing annual incentive opportunities tied to the annual performance of Martin Resource Management. In particular, these awards are provided to the Named Executive Officers in order to provide competitive incentives to these executives who can significantly impact performance and promote achievement of the business objectives of Martin Resource Management.

*Other Compensation.* Martin Resource Management generally does not pay for perquisites for any of the Named Executive Officers, other than general recreational activities at certain Martin Resource Management's properties located in Texas, car allowances and use of Martin Resource Management vehicles, including aircraft. No perquisites are paid for services rendered to us. Martin Resource Management provides an executive life insurance policy and long term disability policy for the Named Executive Officers with the annual premiums being paid by Martin Resource Management. Martin Resource Management does not provide any greater allocation toward employee health insurance premiums than is provided for all other employees covered on the health benefits plan.

### ***Compensation Methodology***

The compensation policies and philosophy of Martin Resource Management govern the types and amount of compensation granted to each of the Named Executive Officers. The board of directors and Conflicts Committee of our general partner do have responsibility for evaluating and determining the reasonableness of the total amount we are charged under the omnibus agreement for managerial, administrative and operational support, including compensation of the Named Executive Officers, provided by Martin Resource Management.

Our allocation for the costs incurred by Martin Resource Management in providing compensation and benefits to its employees who serve as the Named Executive Officers is governed by the omnibus agreement. In general, this allocation is based upon estimates of the relative amounts of time that these employees devote to the business and affairs of our general partner and to the business and affairs of Martin Resource Management. We bear substantially less than a majority of Martin Resource Management's costs of providing compensation and benefits to the Named Executive Officers.

When setting compensation for the Named Executive Officers, the elements of compensation above are considered holistically to provide an appropriate combination of compensation. Annual base salaries are determined by the compensation committee of Martin Resource Management following an individual performance review of each Named Executive Officer. Further, Martin Resource Management, with the approval of Mr. Ruben Martin, the Chief Executive Officer of Martin Resource Management, normally reviews market data and relevant compensation surveys when setting base compensation and, when appropriate, engages compensation consultants. Except in the case of an exceptional amount of time devoted to us, discretionary annual cash awards are based on the performance of Martin Resource Management. Annual discretionary cash awards, if any, are calculated first by allocating a portion of Martin Resource Management's earnings as determined by Martin Resource Management's compensation committee for distribution to key employees of Martin Resource Management. Upon such allocation, Mr. Martin determines the allocation and distribution of the bonus pool among such employees, including the Named Executive Officers. With respect to employee benefit plan awards, Mr. Martin makes a recommendation to the compensation committee of Martin Resource Management as to whether such awards should be awarded to any employees. Any such employee plan awards are then approved by the compensation committee and distributed to the employees, including Named Executive Officers, accordingly.

Any awards granted under our long-term incentive plan, which to date have consisted only of the grant of restricted common units to the independent directors of our general partner, are approved by the compensation committee. Other than the restricted units granted to directors, we do not anticipate that we will grant any awards under our long-term incentive plan to employees of Martin Resource Management at this time.

The Named Executive Officers who serve on the compensation committee of Martin Resource Management play a role in setting the compensation as base salaries, discretionary annual cash awards and employee benefit awards are set by that committee. Current members of the Martin Resource Management Compensation Committee are Mr. Ruben Martin, Chief Executive Officer, Mr. Robert Bondurant, Chief Financial Officer, Mr. Donald Neumeyer, Chief Operating Officer, Mr. Wesley Skelton, Chief Administrative Officer and Mrs. Melanie Mathews, Vice President-Human Resources. Further, as is explained above, Mr. Martin, as Chief Executive Officer, also has significant authority in setting base salaries, discretionary annual cash award allocations and amounts and employee benefit award distributions.

#### ***Determination of 2009 Compensation Amounts***

With respect to compensation objectives and decisions regarding the Named Executive Officers during 2009, Martin Resource Management took note of market data for determining relevant compensation levels and compensation program elements through the review of and, in certain cases, participation in, various relevant compensation surveys. Martin Resource Management analyzed the compensation of similarly situated employees of the general partners or sponsors of Amerigas Partners LP, Atlas Pipeline Partners LP, Boardwalk Pipeline Partners LP, Buckeye GP Holdings L.P., Calumet Specialty Products Partners, Copano Energy L.L.C., Crosstex Energy LP, DCP Midstream LP, Ferrell Gas Partners LP, Genesis Energy LP, Global Partners LP, Hiland Partners LP, Inergy LP, Magellan Midstream Partners LP, Markwest Energy Partners LP, Oneok Partners LP, Regency Energy Partners LP, Star Gas Partners LP and Suburban Propane Partners LP. In addition, Martin Resource Management engaged the services of the internationally recognized Hay Group in analyzing compensation for its executive officers, including the Named Executive Officers. However, Martin Resource Management does not "benchmark" its compensation packages, and the ultimate determination of any compensation is subject to the discretion of Martin Resource Management's compensation committee, and ultimately, its Chief Executive Officer.

During 2009, elements of all compensation paid to the Named Executive Officers by Martin Resource Management consisted of the following: (1) annual base salary; (2) discretionary annual cash awards; (3) awards pursuant to Martin Resource Management employee benefit plans; and (4) other compensation, including limited perquisites. With respect to the Named Executive Officers, they were paid an allocated portion of their base salaries and in one case, a cash award, based upon their service to us.

*Annual Base Salary.* The portions of the annual base salaries paid by Martin Resource Management to the Named Executive Officers, which are allocable to us under our omnibus agreement with Martin Resource Management, are reflected in the summary compensation table below. Based upon the agreement of our general partner with Martin Resource Management, we have reimbursed Martin Resource Management for approximately 31.6% of the aggregate annual base salaries paid to the Named Executive Officers by Martin Resource Management during 2009. The foregoing agreement has been developed based on an assessment of the estimated percentage of the time spent by the Named Executive Officers managing our affairs, relative to the affairs of Martin Resource Management ranging from approximately 15% to 78%. Our Named Executive Officers are Mr. Ruben Martin, the President and Chief Executive Officer of our general partner, Mr. Robert Bondurant, an Executive Vice President and Chief Financial Officer of our general partner, Mr. Donald Neumeyer, an Executive Vice President and Chief Operating Officer of our general partner, Mr. Wesley Skelton, an Executive Vice President, Controller and Chief Administrative Officer of our general partner, Mr. Randall Tauscher, an Executive Vice President of our general partner and Mr. Chris Booth, the Vice President, General Counsel and Secretary of our general partner. Annual base salaries of the Named Executive Officers were increased in 2009 by Martin Resource Management by 8%.

*Discretionary Annual Cash Awards.* Discretionary annual cash awards paid to the Named Executive Officers which are allocable to us are reflected in the summary compensation table below. A discretionary annual cash award was granted by Martin Resource Management to Mr. Tauscher based upon the substantial amount of time he devoted to us in 2009. This was the only such award granted in 2009.

*Employee Benefit Plan Awards and Other Compensation.* No employee benefit plan awards or other compensation were granted to the Named Executive Officers in 2009 based upon their service to us.

#### **Martin Midstream Partners L.P. Long-Term Incentive Plan**

Our general partner has adopted the Martin Midstream Partners L.P. Long-Term Incentive Plan for employees and directors of our general partner and its affiliates who perform services for us. The long-term incentive plan was amended in January 2006 to clarify the Partnership's ability to grant restricted common units under the long-term incentive plan and to remove provisions relating to grants of distribution equivalent rights and phantom units.

The long-term incentive plan consists of two components, restricted units and unit options. The long-term incentive plan currently permits the grant of awards covering an aggregate of 725,000 common units, 241,667 of which may be awarded in the form of restricted units and 483,333 of which may be awarded in the form of unit options. The plan is administered by the compensation committee of our general partner's board of directors.

Our general partner's board of directors or the compensation committee, in their discretion, may terminate or amend the long-term incentive plan at any time with respect to any units for which a grant has not yet been made. Our general partner's board of directors or the compensation committee also have the right to alter or amend the long-term incentive plan or any part of the plan from time to time, including increasing the number of units that may be reserved for issuance under the plan subject to any applicable unitholder approval. However, no change in any outstanding grant may be made that would materially impair the rights of the participant without the consent of the participant.

*Restricted Units.* A restricted unit is a unit that is granted to grantees with certain vesting restrictions. Once these restrictions lapse, the grantee is entitled to full ownership of the unit without restrictions. A phantom unit that entitles the grantee to receive a common unit upon the vesting of the phantom unit, or in the discretion of the compensation committee, cash equivalent to the value of a common unit. The compensation committee may determine to make grants under the plan to employees and directors containing such terms as the compensation committee shall determine under the plan. The compensation committee will determine the period over which restricted units or phantom units granted to employees and

directors will vest. The committee may base its determination upon the achievement of specified financial objectives. In addition, the restricted units or phantom units will vest upon a change of control of us, our general partner or Martin Resource Management or if our general partner ceases to be an affiliate of Martin Resource Management.

If a grantee's employment or membership on the board of directors terminates for any reason, the grantee's restricted units or phantom units will be automatically forfeited unless, and to the extent, the compensation committee provides otherwise. Common units to be delivered upon the vesting of restricted units or phantom units may be common units acquired by our general partner in the open market, common units already owned by our general partner, common units acquired by our general partner directly from us or any affiliate of our general partner or any combination of the foregoing. Our general partner will be entitled to reimbursement by us for the cost incurred in acquiring common units. If we issue new common units upon vesting of the restricted units or phantom units, the total number of common units outstanding will increase.

We intend the issuance of the common units upon vesting of the restricted units or phantom units under the plan to serve as a means of incentive compensation for performance and not primarily as an opportunity to participate in the equity appreciation of the common units. Therefore, plan participants will not pay any consideration for the common units they receive, and we will receive no remuneration for the units.

On August 3, 2009, we issued 1,000 restricted common units to each of our three independent, non-employee, directors under our long-term incentive plan. These restricted common units vest in equal installments of 250 units on January 24, 2010, 2011, 2012 and 2013, respectively. On May 5, 2008, we issued 1,000 restricted common units to each of our three independent, non-employee, directors under our long-term incentive plan. These restricted common units vest in equal installments of 250 units on January 24, 2009, 2010, 2011 and 2012, respectively. On May 3, 2007, we issued 1,000 restricted common units to each of our three independent, non-employee, directors under our long-term incentive plan. These restricted common units vest in equal installments of 250 units on January 24, 2008, 2009, 2010 and 2011, respectively. On January 24, 2006, we issued 1,000 restricted common units to each of our three independent directors. These restricted common units vest in equal installments of 250 units on each of the four anniversaries following the grant date. The 2008 equity-based awards under our long-term incentive plan given to our independent directors were approved by the compensation committee.

*Unit Options.* The long-term incentive plan currently permits the grant of options covering common units. As of March 4, 2010, we have not granted any common unit options to directors or employees of our general partner, or its affiliates. In the future, the compensation committee may determine to make grants under the plan to employees and directors containing such terms as the committee shall determine. Unit options will have an exercise price that, in the discretion of the committee, may not be less than the fair market value of the units on the date of grant. In general, unit options granted will become exercisable over a period determined by the compensation committee. In addition, the unit options will become exercisable upon a change in control of us, our general partner, Martin Resource Management or if our general partner ceases to be an affiliate of Martin Resource Management or upon the achievement of specified financial objectives.

Upon exercise of a unit option, our general partner will acquire common units in the open market or directly from us or any affiliate of our general partner or use common units already owned by our general partner, or any combination of the foregoing. Our general partner will be entitled to reimbursement by us for the difference between the cost incurred by our general partner in acquiring these common units and the proceeds received by our general partner from an optionee at the time of exercise. Thus, the cost of the unit options will be borne by us. If we issue new common units upon exercise of the unit options, the total number of common units outstanding will increase, and our general partner will pay us the proceeds it received from the optionee.

### **Martin Resource Management Employee Benefit Plans**

Martin Resource Management has employee benefit plans for its employees who perform services for us. The following summary of these plans is not complete but outlines the material provisions of these plans.

*Martin Resource Management Purchase Plan for Units of Martin Midstream Partners L.P.* Martin Resource Management maintains a purchase plan for our Units to provide employees of Martin Resource Management and its affiliates who perform services for us the opportunity to acquire an equity interest in us through

the purchase of our common units. Each individual employed by Martin Resource Management or an affiliate of Martin Resource Management that provides services to us is eligible to participate in the purchase plan. Enrollment in the purchase plan by an eligible employee will constitute a grant by Martin Resource Management to the employee of the right to purchase common units under the purchase plan. The right to purchase common units granted by the Company under the purchase plan is for the term of a purchase period.

During each purchase period, each participating employee may elect to make contributions to his bookkeeping account each pay period in an amount not less than one percent of his compensation and not more than fifteen percent of his compensation. The rate of contribution shall be designated by the employee at the time of enrollment. On each purchase date (the last day of such purchase period), Units will be purchased for each participating employee at the fair market value of such Units. The fair market value of the Units to be purchased during such purchase period shall mean the closing sales price of a Unit on the purchase date.

*Martin Resource Management Employee Stock Ownership Plan.* Martin Resource Management maintains an employee stock ownership plan that covers employees who satisfy certain minimum age and service requirements. This employee stock ownership plan is referred to as the “ESOP.” Under the terms of the ESOP, Martin Resource Management has the discretion to make contributions in an amount determined by its board of directors. Those contributions are allocated under the terms of the ESOP and invested primarily in the common stock of Martin Resource Management. Participants in the ESOP become 100% vested upon completing three years of vesting service or upon their attainment of age 65, permanent disability or death during employment. Any forfeitures of non-vested accounts are allocated to the accounts of employed participants. Except for rollover contributions, participants are not permitted to make contributions to the ESOP.

*Martin Resource Management Profit Sharing Plan.* Martin Resource Management maintains a profit sharing plan that covers employees who satisfy certain minimum age and service requirements. This profit sharing plan is referred to as the “401(k) Plan.” Eligible employees may elect to participate in the 401(k) Plan by electing pre-tax contributions up to 30% of their regular compensation and/or a portion of their discretionary bonuses. Matching contributions are made to the 401(k) Plan equal to 100% of the first 3% of eligible compensation, and 50% of the next 2% of eligible compensation. Martin Resource Management may make annual discretionary profit sharing contributions in an amount at the plan year end as determined by the board of directors of Martin Resource Management. Participants in the 401(k) Plan become 100% vested in matching contributions immediately and become vested in the discretionary contributions made for them upon completing five years of vesting service or upon their attainment of age 65, permanent disability or death during employment.

*Martin Resource Management Phantom Stock Plan.* Under Martin Resource Management’s phantom stock plan, phantom stock units granted thereunder have a ten year life and are non-transferable. Each recipient may exercise an election to receive either

- an equivalent number of shares of Martin Resource Management, or
- cash based on the latest valuation of the shares of common stock of Martin Resource Management held by the ESOP.

Any common stock of Martin Resource Management received under this phantom stock plan cannot be pledged or encumbered. The recipient must sign an agreement waiving any voting rights with respect to shares received under this plan. Cash elections are paid in five equal annual installments. A put option, exercisable at the then fair market value of the common stock, is exercisable by the employee in the event Martin Resource Management is sold prior to an employee’s election to receive common stock or cash.

*Martin Resource Management Non-Qualified Option Plan.* In September 1999, Martin Resource Management adopted a stock option plan designed to retain and attract qualified management personnel, directors and consultants. Under the plan, Martin Resource Management is authorized to issue to qualifying parties from time to time options to purchase up to 2,000 shares of its common stock with terms not to exceed ten years from the date of grant and at exercise prices generally not less than fair market value on the date of grant. In November 2007, Martin Resource Management adopted an additional stock option plan designed to retain and attract qualified management personnel, directors and consultants.

## Other Compensation

Martin Resource Management generally does not pay for perquisites for any of our named executive officers, other than general recreational activities at certain Martin Resource Management's properties located in Texas, car allowances, and use of Martin Resource Management vehicles, including aircraft.

### SUMMARY COMPENSATION TABLE

The following table sets forth the compensation expense that was allocated to us for the services of the named executive officers for the periods from January 1, 2009 to December 31, 2009, January 1, 2008 to December 31, 2008 and January 1, 2007 to December 31, 2007.

<u>Name and Principal Position</u>	<u>Year</u>	<u>Salary (\$)</u>	<u>Bonus (\$)</u>	<u>Total Compensation</u>
Ruben S. Martin President and Chief Executive Officer	2009	\$91,579	\$ -	\$91,579
	2008	\$73,500	\$ -	\$73,500
	2007	\$134,271	\$ -	\$134,271
Robert D. Bondurant Executive Vice President and Chief Financial Officer	2009	\$40,972	\$ -	\$40,972
	2008	\$38,040	\$ -	\$38,040
	2007	\$116,234	\$ -	\$116,234
Donald R. Neumeyer Executive Vice President and Chief Operating Officer	2009	\$44,296	\$ -	\$44,296
	2008	\$37,283	\$ -	\$37,283
	2007	\$116,170	\$ -	\$116,170
Wesley M. Skelton Executive Vice President, Controller and Chief Administrative Officer	2009	\$118,544	\$ -	\$118,544
	2008	\$108,358	\$ -	\$108,358
	2007	\$151,936	\$ -	\$151,936
Randall L. Tauscher Executive Vice President	2009	\$242,282	\$120,000	\$363,282
	2008	\$300,000	\$300,000	\$600,000
	2007	\$ -	\$ -	\$ -
Chris H. Booth Vice President, General Counsel and Secretary	2009	\$82,225	\$ -	\$82,225
	2008	\$77,625	\$ -	\$77,625
	2007	\$120,938	\$ -	\$120,938



### ***Director Compensation***

As a partnership, we are managed by our general partner. The board of directors of our general partner performs for us the functions of a board of directors of a business corporation. We are allocated 100 percent of the director compensation of these board members. Martin Resource Management employees who are a member of the board of directors of our general partner do not receive any additional compensation for serving in such capacity. The following table sets forth the compensation of our board members for the period from January 1, 2009 through December 31, 2009.

<u>Name</u>	<u>Fees Earned Paid in Cash (\$)</u>	<u>Stock Awards (\$)(1)</u>	<u>Total (\$)</u>
Ruben S. Martin	N/A	N/A	N/A
John P. Gaylord	\$35,000	\$27,850	\$62,850
C. Scott Massey	\$35,000	\$27,850	\$62,850
Howard Hackney	\$35,000	\$27,850	\$62,850

(1) On August 3, 2009, we issued 1,000 restricted common units to each of our three independent, non-employee, directors under our long-term incentive plan. These restricted common units vest in equal installments of 250 units on January 24, 2010, 2011, 2012 and 2013, respectively. In calculating the fair value of the award, we multiplied the closing price of our common units on the NASDAQ on the date of grant, August 3, 2009, by the number of restricted common units granted to each director.

### **COMPENSATION REPORT OF THE COMPENSATION COMMITTEE**

The Compensation Committee of the general partner of Martin Midstream Partners L.P. has reviewed and discussed the Compensation Discussion and Analysis section of this report with management of the general partner of Martin Midstream Partners L.P. and, based on that review and discussions, has recommended that the Compensation Discussion and Analysis be included in this report.

/s/ Howard Hackney

Howard Hackney, Committee Chair

/s/ John P. Gaylord

John P. Gaylord

/s/ C. Scott Massey

C. Scott Massey

**Item 12. Security Ownership of Certain Beneficial Owners and Management and Related Stockholder Matters**

The following table sets forth the beneficial ownership of our units as of March 4, 2010 held by beneficial owners of 5% or more of the units outstanding, by directors of our general partner, by each executive officer and by all directors and executive officers of our General Partner as a group.

<b>Name of Beneficial Owner(1)</b>	<b>Common Units Beneficially Owned</b>	<b>Percentage of Common Units Beneficially Owned(2)</b>	<b>Subordinated Units Beneficially Owned</b>	<b>Percentage of Subordinated Units Beneficially Owned</b>	<b>Percentage of Total Units Beneficially Owned(2)</b>
Martin Resource Management Corporation(3)	6,703,823	37.9%	889,444	100%	40.8%
Martin Resource LLC(3)	5,899,102	33.3%	—	100%	31.7%
Cross Refining & Marketing Inc.(3)	804,721	4.5%	889,444	100%	9.1%
Ruben S. Martin(4)	6,754,380	38.1%	889,444	100%	41.1%
Scott D. Martin(5)	6,717,145	37.9%	889,444	100%	40.9%
Donald R. Neumeyer	4,504	—	—	—	—
Wesley M. Skelton	3,422	—	—	—	—
Robert D. Bondurant	11,604	—	—	—	—
Chris Booth	1,925	—	—	—	—
Randall Tauscher	7,747	—	—	—	—
John P. Gaylord(6)	34,000	—	—	—	—
C. Scott Massey(6)(7)	8,250	—	—	—	—
Howard Hackney(6)	4,000	—	—	—	—
Kayne Anderson Capital Advisors, L.P.(8)	951,182	5.4%	—	—	5.1%
All directors and executive officers as a group (10 persons)(9)	6,843,154	38.6%	889,444	100%	41.6%

- (1) The address for Martin Resource Management Corporation and all of the individuals listed in this table, unless otherwise indicated, is c/o Martin Midstream Partners L.P., 4200 Stone Road, Kilgore, Texas 75662.
- (2) The percent of class shown is less than one percent unless otherwise noted.
- (3) Martin Resource Management Corporation is the owner of Martin Resource LLC and Cross Refining & Marketing Inc., and as such may be deemed to beneficially own the common units held by Martin Resource LLC and the common and subordinated units held by Cross Refining & Marketing Inc. The 5,889,102 common units beneficially owned by Martin Resource Management Corporation through its ownership of Martin Resource LLC have been pledged as security to a third party to secure payment for a loan made by such third party. The 804,721 common units and 889,444 subordinated units beneficially owned by Martin Resource Management Corporation through its ownership of Cross Refining & Marketing Inc. have been pledged as security to a third party to secure payment for a loan made by such third party.
- (4) Includes 6,703,823 common units and 889,444 subordinated units beneficially owned by Martin Resource Management Corporation through its ownership of Martin Resource LLC and Cross Oil Refining & Marketing, Inc. Ruben S. Martin beneficially owns securities in Martin Resource Management Corporation representing approximately 41.6% of the voting stock thereof and serves as its Chairman of the Board and President. As a result, Ruben S. Martin may be deemed to be the beneficial owner of the common units and the subordinated units owned by Martin Resource Management Corporation.
- (5) Includes 6,703,823 common units and 889,444 subordinated units beneficially owned by Martin Resource Management Corporation through its ownership of Martin Resource LLC and Cross Oil Refining & Marketing, Inc. Scott D. Martin beneficially owns securities in Martin Resource Management Corporation

representing approximately 47.5% of the voting stock thereof and serves on its Board of Directors. As a result, Scott D. Martin may be deemed to be the beneficial owner of the common units and the subordinated units owned by Martin Resource Management Corporation.

- (6) On August 3, 2009, we issued 1,000 restricted common units to each of our three independent directors. These restricted common units vest in equal installments of 250 units on January 24, 2010, 2011, 2012 and 2013, respectively.

On May 5, 2008, we issued 1,000 restricted common units to each of our three independent directors. These restricted common units vest in equal installments of 250 units on January 24, 2009, 2010, 2011 and 2012, respectively.

On May 3, 2007, we issued 1,000 restricted common units to each of our three independent directors. These restricted common units vest in equal installments of 250 units on January 24, 2008, 2009, 2010 and 2011, respectively.

On January 24, 2006, we issued 1,000 restricted common units to each of our three independent directors. These restricted common units vest in equal installments of 250 units on each of the four anniversaries following the grant date.

- (7) Mr. Massey may be deemed to be the beneficial owner of 250 common units held by his wife.
- (8) Based on a Schedule 13G (Amendment No. 4), dated February 11, 2010 filed by Kayne Anderson Capital Advisors, L.P. with the United States Securities and Exchange Commission. The filing is made jointly with Richard A. Kayne. The filers report that they have shared voting power with respect to the 951,182 common units. The address of Kayne Anderson Capital Advisors, L.P. is 1800 Avenue of the Stars, Second Floor, Los Angeles, California 90067.
- (9) The total for all directors and executive officers as a group includes the common units directly owned by such directors and executive officers as well as the common units and subordinated units beneficially owned by Martin Resource Management Corporation as both Ruben S. Martin and Scott D. Martin may be deemed to be the beneficial owners thereof.

Martin Resource Management Corporation owns our general partner and, together with our general partner, owns approximately 40.8% of our outstanding limited partner units as of March 4, 2010. The table below sets forth information as of March 4, 2010 concerning (i) each person owning beneficially in excess of 5% of common stock of Martin Resource Management Corporation, and (ii) the beneficial common stock ownership of (a) each director of Martin Resource Management Corporation, (b) each executive officer of Martin Resource Management Corporation, and (c) all such executive officers and directors of Martin Resource Management Corporation as a group. Except as indicated, each individual has sole voting and investment power over all shares listed opposite his or her name.

<b>Name of Beneficial Owner(1)</b>	<b>Beneficial Ownership of Common Stock</b>	
	<b>Number of Shares</b>	<b>Percent of Outstanding</b>
R.S. Martin Jr. Children's Trust No. One f/b/o Angela Santi Jones (2) .....	1,278.00	11.8%
Martin Resource Management Corporation Employee Stock Ownership Trust (3).....	1,922.00	17.7%
CNRT LLC (4) .....	2,266.67	20.9%
RSM III Investments, Ltd. (5).....	2,266.67	20.9%
Ruben S. Martin III Dynasty Trust (6).....	635.00	5.8%
SKM Partnership, Ltd. (7) .....	2,560.00	23.6%
Martin Transport, Inc. (8)	40.00	*
Ruben S. Martin (3) (4) (8) (9) .....	4,523.00	41.6%
Scott D. Martin (3) (7) (8) (10).....	5,156.00	47.5%
Donald R. Neumeyer (11) (12) (13).....	116.00	1.1%
Wesley M. Skelton (3) (11)(12) (13) .....	2,030.00	18.7%
Robert D. Bondurant (11) (12) (13).....	200.00	1.8%
Executive officers and directors as a group (5 individuals)	8,131.00	74.8%

\* Represents less than 1.0%

- (1) The business address of each shareholder, director and executive officer of Martin Resource Management Corporation is c/o Martin Resource Management Corporation, 4200 Stone Road, Kilgore, Texas 75662.
- (2) Karen Yost is the sole investment trustee and the sole dispositive trustee of the R.S. Martin Jr. Children's Trust No. One f/b/o Angela Santi Jones and exercises control over the voting of the securities owned by this trust and exercises sole control over the disposition of the securities owned by this trust. As a result, this person may be deemed to be the beneficial owners of the securities held by such trust. Karen Yost is an officer of Martin Resource Management. However, this trust terminated on February 17, 2010 and is in the winding-up process. Its remaining assets will ultimately be distributed to its beneficiary, Angela Alexander (formerly, Angela Santi Jones).
- (3) Ruben S. Martin, Scott D. Martin and Wesley M. Skelton are the co-trustees of the Martin Resource Management Corporation Employee Stock Ownership Trust and exercise shared control over the voting and disposition of the securities owned by this trust. As a result, these persons may be deemed to be the beneficial owners of the securities held by such trust; thus, the number of shares of common stock reported herein as beneficially owned by such individuals includes the 1,922 shares owned by such trust. Mr. Skelton disclaims beneficial ownership of these 1,922 shares.
- (4) Ruben S. Martin is the president of RSM III Management Corp., which is the general partner of RSM III Investments Ltd., which is the sole member of CNRT LLC. Courtney Stovall and Robin Martin, as managers of CNRT LLC exercise control over the voting of the securities owned by this entity. However, as a result of his position with the general partner of the sole member of this entity, Ruben S. Martin may be deemed to be the beneficial owner of the securities held by such entity; thus, the number of shares of common stock reported herein as beneficially owned by such individual includes the 2,266.67 shares owned by such entity.
- (5) RSM III Investments Ltd. is the sole member of CNRT LLC and, as such, may be deemed to be the beneficial owner of the securities owned by CNRT LLC.
- (6) Bill Bankston is the trustee of the Ruben S. Martin III Dynasty Trust and exercises control over the voting and disposition of the securities owned by the trust. As a result, he may be deemed to be the beneficial owner of the securities held by the trust. These 635 shares have been pledged as security to a third party to secure payment for a loan made by such third party.
- (7) Scott D. Martin is the beneficial owner of the general partner of SKM Partnership, Ltd. and exercises control over the voting and disposition of the securities owned by this entity. As a result, he may be deemed to be the beneficial owner of the securities held by such entity; thus, the number of shares of common stock reported herein as beneficially owned by such individual includes the 2,560 shares owned by such entity.
- (8) Ruben S. Martin beneficially owns securities in Martin Resource Management Corporation representing approximately 41.6% of the voting stock thereof and serves as its Chairman of the Board and President. Scott D. Martin beneficially owns securities in Martin Resource Management Corporation representing approximately 47.5% of the voting stock thereof and serves as a member of its Board of Directors. Martin Transport, Inc. is a wholly owned subsidiary of Martin Resource Management Corporation. As a result, each of Ruben S. Martin and Scott D. Martin may be deemed to be the beneficial owner of the securities held by Martin Transport, Inc.; thus, the number of shares of common stock reported herein as beneficially owned by such individuals includes the 40 shares owned by Martin Transport, Inc.
- (9) Ruben S. Martin directly owns 294.33 shares of common stock.
- (10) Scott D. Martin directly owns 634 shares of common stock.

- (11) Messrs. Neumeyer, Skelton and Bondurant each have the right to acquire 30, 30, and 50 shares, respectively, by virtue of options issued under Martin Resource Management Corporation’s nonqualified stock option plan.
- (12) Messrs. Neumeyer, Skelton and Bondurant own securities in Martin Resource Martin Corporation of 36, 28 and 100 shares of common stock, respectively, obtained by the exercise of options issued under Martin Resource Management Corporation’s nonqualified stock option plan.
- (13) Messrs. Neumeyer, Skelton and Bondurant each own securities in Martin Resource Martin Corporation of 50 restricted common shares representing shares by virtue of restricted stock issued under Martin Resource Management Corporation’s 2007 Long-Term Incentive Plan.

The following table sets forth information regarding securities authorized for issuance under our equity compensation plans as of December 31, 2009:

**Equity Compensation Plan Information**

<u>Plan Category</u>	<u>Number of securities to be issued upon exercise of outstanding options, Warrants and rights</u> (a)	<u>Weighted-average exercise price of outstanding options, warrants and rights</u> (b)	<u>Number of securities remaining available for future issuance under equity compensation plans (excluding securities reflected in column (a))</u> (c)
Equity compensation plans approved by security holders.....	N/A	N/A	N/A
Equity compensation plans not approved by security holders (1).....	0	\$0	716,000
Total.....	0	\$0	716,000

- (1) Our general partner has adopted and maintains the Martin Midstream Partners L.P. Long-Term Incentive Plan. For a description of the material features of this plan, please see “Item 11. Executive Compensation – Employee Benefit Plans – Martin Midstream Partners L.P. Long-Term Incentive Plan”.

On August 3, 2009, we issued 1,000 restricted common units to each of its three independent, non-employee directors under its long-term incentive plan from treasury shares purchased by us in the open market for \$78. These units vest in 25% increments beginning in January 2010 and will be fully vested in January 2013.

On May 5, 2008, we issued 1,000 restricted common units to each of its three independent, non-employee directors under its long-term incentive plan from treasury shares purchased by us in the open market for \$93. These units vest in 25% increments beginning in January 2009 and will be fully vested in January 2012.

On May 3, 2007, we issued 1,000 restricted common units to each of our three independent directors under our long-term incentive plan. These restricted common units vest in equal installments of 250 units on each of the four anniversaries following the grant date.

**Item 13. Certain Relationships and Related Transactions, and Director Independence**

Martin Resource Management owns 6,703,823 of our common units and 889,444 subordinated units collectively representing approximately 40.8% of our outstanding limited partnership units as of March 4, 2010. Our general partner is a wholly-owned subsidiary of Martin Resource Management. Our general partner owns a 2.0% general partner interest in us and our incentive distribution rights. Our general partner’s ability, as general partner, to manage and operate us, and Martin Resource Management’s ownership of approximately 40.8% of our outstanding limited partnership units, effectively gives Martin Resource Management the ability to veto some of our actions and to control our management.

## Distributions and Payments to the General Partner and its Affiliates

The following table summarizes the distributions and payments to be made by us to our general partner and its affiliates in connection with our formation, ongoing operation and liquidation. These distributions and payments were determined by and among affiliated entities and, consequently, are not the result of arm's-length negotiations.

### *Formation Stage*

The consideration received by our general partner and Martin Resource Management for the transfer of assets to us .....

- 4,253,362 subordinated units; (All of the original 4,253,362 subordinated units issued to Martin Resource Management have been converted into common units on a one-for-one basis since the formation of the Partnership. 850,672 subordinated units were converted on each of November 14, 2005, 2006, 2007 and 2008, respectively, and 850,674 subordinated units were converted on November 14, 2009)
- 2% general partner interest; and
- the incentive distribution rights.

### *Operational Stage*

Distributions of available cash to our general partner .....

We will generally make cash distributions 98% to our unitholders, including Martin Resource Management as holder of all of the subordinated units, and 2% to our general partner. In addition, if distributions exceed the minimum quarterly distribution and other higher target levels, our general partner will be entitled to increasing percentages of the distributions, up to 50% of the distributions above the highest target level as a result of its incentive distribution rights.

Assuming we have sufficient available cash to pay the full minimum quarterly distribution on all of our outstanding units for four quarters, our general partner would receive distributions of approximately \$0.7 million on its 2.0% general partner interest and Martin Resource Management would receive an aggregate annual distribution of approximately \$3.4 on its common units.

Payments to our general partner and its affiliates .....

Martin Resource Management is entitled to reimbursement for all direct expenses it or our general partner incurs on our behalf. The direct expenses include the salaries and benefit costs employees of Martin Resource Management who provide services to us. Our general partner has sole discretion in determining the amount of these expenses. In addition to the direct expenses, Martin Resource Management is entitled to reimbursement for a portion of indirect general and administrative and corporate overhead expenses. Under the omnibus agreement, we are required to reimburse Martin Resource Management for indirect general and administrative and corporate overhead expenses. The amount of this reimbursement was capped at \$2.0 million through November 1, 2007 when the cap expired. For the years ended December 31, 2009, 2008 and 2007, the Conflicts Committee of our general partner approved reimbursement amounts of \$3.5, \$2.9 and \$1.5 million, respectively, reflecting our allocable share of such expenses. The Conflicts Committee will review and approve future adjustments in the reimbursement amount for indirect expenses, if any, annually. Please read "Agreements — Omnibus Agreement" below.

Withdrawal or removal of our general partner .....

If our general partner withdraws or is removed, its general partner interest and its incentive distribution rights will either be sold to the new general partner for cash or converted into common units, in each case for an amount equal to the fair market value of those interests.

**Liquidation Stage**

Liquidation ..... Upon our liquidation, the partners, including our general partner, will be entitled to receive liquidating distributions according to their particular capital account balances.

**Agreements**

We and Martin Resource Management have entered into various agreements that are not the result of arm's-length negotiations and consequently may not be as favorable to us as they might have been if we had negotiated them with unaffiliated third parties.

**Omnibus Agreement**

We and our general partner are parties to an omnibus agreement with Martin Resource Management that governs, among other things, potential competition and indemnification obligations among the parties to the agreement, related party transactions, the provision of general administration and support services by Martin Resource Management and our use of certain of Martin Resource Management's trade names and trademarks.

*Non-Competition Provisions.* Martin Resource Management agrees for so long as Martin Resource Management controls the general partner not to engage in the business of

- providing terminalling and storage services for hydrocarbon products and by-products;
- providing marine transportation of hydrocarbon products and by-products;
- distributing NGLs; and
- manufacturing and selling sulfur-based fertilizer products and other sulfur-related products.

This restriction does not apply to:

- the operation on our behalf of any asset or group of assets owned by us or our affiliates;
- any business operated by Martin Resource Management, including the following:
  - providing land transportation of various liquids,
  - distributing fuel oil, asphalt, sulfuric acid, marine fuel and other liquids,
  - providing marine bunkering and other shore-based marine services in Alabama, Louisiana, Mississippi and Texas,
  - operating a small crude oil gathering business in Stephens, Arkansas,
  - operating an underground NGL storage facility in Arcadia, Louisiana,
  - building and marketing sulfur prillers,
  - developing an underground natural gas storage facility in Arcadia, Louisiana,
  - any business that Martin Resource Management acquires or constructs that has a fair market value of less than \$5.0 million;

- any business that Martin Resource Management acquires or constructs that has a fair market value of \$5.0 million or more if we have been offered the opportunity to purchase the business for fair market value, and we decline to do so with the concurrence of our Conflicts Committee; and
- any business that Martin Resource Management acquires or constructs where a portion of such business includes a restricted business and the fair market value of the restricted business is \$5.0 million or more and represents less than 20% of the aggregate value of the entire business to be acquired or constructed; provided that, following completion of the acquisition or construction, we are provided the opportunity to purchase the restricted business.

*Indemnification Provisions.* Under the omnibus agreement, Martin Resource Management was obligated to indemnify us for five years after the closing of our initial public offering for:

- certain potential environmental liabilities associated with the operation of the assets contributed to us, and assets retained, by Martin Resource Management that relate to events or conditions occurring or existing before November 1, 2002; and
- any payments we were required to make, as a successor in interest to affiliates of Martin Resource Management, under environmental indemnity provisions contained in the contribution agreement associated with the contribution of assets by Martin Resource Management to CF Martin Sulphur in November 2000.

These environmental indemnity provisions expired on November 1, 2007.

*Services.* Under the omnibus agreement, Martin Resource Management provides us with corporate staff and support services that are substantially identical in nature and quality to the services previously provided by Martin Resource Management in connection with its management and operation of our assets during the one-year period prior to the date of the agreement. The omnibus agreement requires us to reimburse Martin Resource Management for all direct expenses it incurs or payments it makes on our behalf or in connection with the operation of our business. There is no monetary limitation on the amount we are required to reimburse Martin Resource Management for direct expenses. In addition to the direct expenses, Martin Resource Management is entitled to reimbursement for a portion of indirect general and administrative and corporate overhead expenses. Under the omnibus agreement, we are required to reimburse Martin Resource Management for indirect general and administrative and corporate overhead expenses. The amount of this reimbursement was capped at \$2.0 million through November 1, 2007 when the cap expired. For the years ended December 31, 2009, 2008 and 2007, the Conflicts Committee of our general partner approved reimbursement amounts of \$3.5, \$2.9 and \$1.5 million, respectively, reflecting our allocable share of such expenses. The Conflicts Committee will review and approve future adjustments in the reimbursement amount for indirect expenses, if any, annually.

These indirect expenses cover all of the centralized corporate functions Martin Resource Management provides for us, such as accounting, treasury, clerical billing, information technology, administration of insurance, general office expenses and employee benefit plans and other general corporate overhead functions we share with Martin Resource Management retained businesses. The provisions of the omnibus agreement regarding Martin Resource Management's services will terminate if Martin Resource Management ceases to control our general partner.

*Related Party Transactions.* The omnibus agreement prohibits us from entering into any material agreement with Martin Resource Management without the prior approval of the Conflicts Committee of our general partner's board of directors. For purposes of the omnibus agreement, the term material agreements means any agreement between us and Martin Resource Management that requires aggregate annual payments in excess of then-applicable limitation on the reimbursable amount of indirect general and administrative expenses. Please read "— Services" above.

*License Provisions.* Under the omnibus agreement, Martin Resource Management has granted us a nontransferable, nonexclusive, royalty-free right and license to use certain of its trade names and marks, as well as the trade names and marks used by some of its affiliates.



*Amendment and Termination.* The omnibus agreement may be amended by written agreement of the parties; provided, however that it may not be amended without the approval of the Conflicts Committee of our general partner if such amendment would adversely affect the unitholders. The omnibus agreement, other than the indemnification provisions and the provisions limiting the amount for which we will reimburse Martin Resource Management for general and administrative services performed on our behalf, will terminate if we are no longer an affiliate of Martin Resource Management.

### ***Motor Carrier Agreement***

We are a party to a motor carrier agreement effective January 1, 2006 with Martin Transport, Inc., a wholly owned subsidiary of Martin Resource Management through which Martin Resource Management operates its land transportation operations. This agreement replaced a prior agreement between us and Martin Transport, Inc. for land transportation services. Under the agreement, Martin Transport agreed to ship our NGL shipments as well as other liquid products.

*Term and Pricing.* This agreement was amended in November 2006, January 2007, April 2007 and January 2008 to add additional point-to-point rates and to lower certain fuel and insurance surcharges being charged to us. The agreement has an initial term that expired in December 2007 but which automatically renewed through December 2008. This agreement will continue to automatically renew for consecutive one-year periods unless either party terminates the agreement by giving written notice to the other party at least 30 days prior to the expiration of the then-applicable term. We have the right to terminate this agreement at anytime by providing 90 days prior notice. Under this agreement, Martin Transport transports our NGL shipments as well as other liquid products. Our shipping rates were fixed for the first year of the agreement, subject to certain cost adjustments. These rates are subject to any adjustment to which we mutually agree or in accordance with a price index. Additionally, during the term of the agreement, shipping charges are also subject to fuel surcharges determined on a weekly basis in accordance with the U.S. Department of Energy's national diesel price list.

*Indemnification.* Martin Transport has indemnified us against all claims arising out of the negligence or willful misconduct of Martin Transport and its officers, employees, agents, representatives and subcontractors. We indemnified Martin Transport against all claims arising out of the negligence or willful misconduct of us and our officers, employees, agents, representatives and subcontractors. In the event a claim is the result of the joint negligence or misconduct of Martin Transport and us, our indemnification obligations will be shared in proportion to each party's allocable share of such joint negligence or misconduct.

### ***Other Agreements***

*Terminal Services Agreement.* We are a party to a terminal services agreement with Martin Resource Management under which we provide the following services for Martin Resource Management at our terminals:

- we unload, transfer and store products received from vessels or trucks at the terminal; and
- we transfer products stored at the terminal to vessels or trucks.

Effective each December 1, this agreement will automatically renew on a month-to-month basis until either party terminates the agreement by giving written notice to the other party at least 60 days prior to the expiration of the then-applicable term.

*Marine Transportation Agreement.* We are a party to a marine transportation agreement effective January 1, 2006, which was amended January 1, 2007, under which we provide marine transportation services to Martin Resource Management on a spot-contract basis at applicable market rates. This agreement replaced a prior agreement between us and Martin Resource Management covering marine transportation services which expired November 2005. Effective each January 1, this agreement automatically renews for consecutive one-year periods unless either party terminates the agreement by giving written notice to the other party at least 60 days prior to the expiration of the then-applicable term. The fees we charge Martin Resource Management are based on applicable market rates.

*Product Storage Agreement.* We are a party to a product storage agreement with Martin Resource Management under which we lease storage space at Martin Resource Management's underground storage facility located in Arcadia, Louisiana. Effective each November 1, this agreement automatically renews for consecutive one-year periods unless either party terminates the agreement by giving written notice to the other party at least 30 days prior to the expiration of the then-applicable term. Our per-unit cost under this agreement may be adjusted annually based on a price index. We indemnified Martin Resource Management from any damages resulting from our delivery of products that are contaminated or otherwise fail to conform to the product specifications established in the agreement, as well as any damages resulting from our transportation, storage, use or handling of products.

*Marine Fuel.* We are a party to an agreement with Martin Resource Management under which Martin Resource Management provides us with marine fuel at its docks located in Mobile, Alabama, Theodore, Alabama, Pascagoula, Mississippi and Tampa, Florida. We agreed to purchase all of our marine fuel requirements that occur in the areas serviced by these docks under this agreement. Martin Resource Management provides fuel at an established margin above its cost on a spot-contract basis. This agreement had an initial term that expired in October 2005 and automatically renews for consecutive one-year periods unless either party terminates the agreement by giving written notice to the other party at least 30 days prior to the expiration of the then-applicable term. Effective January 1, 2006 a new agreement was entered into under which Martin Resource Management provides us with marine fuel from its locations in the Gulf of Mexico at a fixed rate over the Platt's U.S. Gulf Coast Index for #2 Fuel Oil.

*Purchaser Use Easement, Ingress-Egress Easement, and Utility Facilities Easement.* We entered into a Purchaser Use Easement, Ingress-Egress Easement and Utility Facilities Easement with Martin Resource Management under which we have complete, non-exclusive access to, and use of, all marine terminal facilities, all loading and unloading facilities for vessels, barges and trucks and other common use facilities located at the Stanolind terminal. This easement has a perpetual duration. We did not incur any expenses, costs or other financial obligations under the easement. Martin Resource Management is obligated to maintain, and repair all common use areas and facilities located at this terminal. We share the use of these common use areas and facilities only with Martin Resource Management who also have tanks located at the Stanolind facility. See "Item 1. Business — Terminalling and Storage Segment — Specialty Petroleum Terminals."

*Terminal Services Agreement.* We entered into a terminal services agreement under which we provide terminalling services to Martin Resource Management. Effective each December 1, this agreement will automatically renew on a month-to-month basis until either party terminates the agreement by giving written notice to the other party at least 60 days prior to the expiration of the then-applicable term. The per gallon throughput fee we charge under this agreement may be adjusted annually based on a price index.

*Specialty Terminal Services Agreement.* We entered into an agreement under which Martin Resource Management provides terminal services to us. Effective each November 1, this agreement automatically renews for consecutive one-year periods unless either party terminates the agreement by giving written notice to the other party at least 30 days prior to the expiration of the then-applicable term. The fees we charge under this agreement may be adjusted annually based on a price index.

*Terminal Services Agreement.* We entered into an agreement under which we provide terminalling services to Martin Resource Management. This agreement was set to expire in December 2006, but automatically renewed and will continue to automatically renew on a month-to-month basis until either party terminates the agreement by giving 60 days written notice. The per gallon throughput fee we charge under this agreement may be adjusted annually based on a price index.

*Lubricants and Drilling Fluids Terminal Services Agreement.* We entered into an agreement under which Martin Resource Management provides terminal services to us. Effective each January 1 this agreement, which was amended in July 2004, automatically renews for successive one-year terms until either party terminates the agreement by giving written notice to the other party at least 60 days prior to the end of the then-applicable term. The per gallon handling fee and the percentage of our commissions we are charged under this agreement may be adjusted annually based on a price index.

*Cross Terminalling Agreement.* We entered into an agreement under which we provide terminalling services to Cross Oil Refining & Marketing, Inc., an affiliate of Martin Resource Management. This agreement expired on October 27, 2008 and we entered into a new five year agreement which expires October 31, 2013. The per gallon throughput fee we charge under this agreement may be adjusted during each year of the agreement.

*Cross Tolling Agreement.* We entered into an agreement under which we provide process crude oil into finished products, including naphthenic lubricants, distillates, asphalt and other intermediate cuts for Cross Oil Refining & Marketing, Inc. The Tolling Agreement has a 12-year term which expires November 24, 2021. Under this Tolling Agreement, Martin Resource Management agreed to refine a minimum of 6,500 barrels per day of crude oil at the refinery at a price of \$4.00 per barrel. Any additional barrels are refined at a price of \$4.28 per barrel. In addition, Martin Resource Management agreed to pay a monthly reservation fee of \$1,300 and a periodic fuel surcharge fee based on certain parameters specified in the Tolling Agreement. All of these fees (other than the fuel surcharge) are subject to escalation annually based upon the greater of 3% or the increase in the Consumer Price Index for a specified annual period. In addition, every three years, the parties can negotiate an upward or downward adjustment in the fees subject to their mutual agreement.

*Sulfuric Acid Sales Agency Agreement.* The Partnership is party to a Sulfuric Acid Sales Agency Agreement under which Martin Resource Management purchases and markets the sulfuric acid produced by the Partnership's sulfuric acid production plant at Plainview, Texas, and which is not consumed by the Partnership's internal operations. This agreement, which was amended and restated in August 2008 and further amended in July 2009, will remain in place until the Partnership terminates it by providing 180 days' written notice. Under this agreement, the Partnership sells all of its excess sulfuric acid to Martin Resource Management. Martin Resource Management then markets such acid to third-parties and the Partnership shares in the profit of Martin Resource Management's sales of the excess acid to such third-parties.

*Miscellaneous Agreements.* From time to time we enter into other miscellaneous agreements with Martin Resource Management for the provision of other services or the purchase of other goods.

#### **Other Related Party Transactions**

*Acquisition of Cross Assets.* On November 25, 2009, we closed a transaction with Martin Resource Management and Cross Refining & Marketing, Inc. ("Cross"), a wholly owned subsidiary of Martin Resource Management, in which we acquired certain specialty lubricants processing assets ("Assets") from Cross for total consideration of \$44.9 million (the "Contribution"). As consideration for the Contribution, we issued 804,721 of our common units and 889,444 subordinated units to Martin Resource Management at a price of \$27.96 and \$25.16 per limited partner unit, respectively. The common units will be entitled to receive distributions beginning in February 2010, while the subordinated units will have no distribution rights until the second anniversary of closing of the Contribution. At the end of such second anniversary, the subordinated units will automatically convert to common units, having the same distribution rights as existing common units. In connection with the Contribution, our general partner made a capital contribution of \$0.9 million to us in order to maintain its 2% general partner interest in us.

In connection with the closing of the Contribution, we and Martin Resource Management entered into a long-term, fee for services-based Tolling Agreement whereby Martin Resource Management agreed to pay us for the processing of its crude oil into finished products, including naphthenic lubricants, distillates, asphalt and other intermediate cuts. Under the Tolling Agreement, Martin Resource Management generally agreed to refine a minimum of 6,500 barrels per day of crude oil at the refinery at a price of \$4.00 per barrel. Any additional barrels will be refined at a price of \$4.28 per barrel. In addition, Martin Resource Management agreed to pay a monthly reservation fee of \$1.3 million and a periodic fuel surcharge fee based on certain parameters specified in the Tolling Agreement. All of these fees (other than the fuel surcharge) are subject to escalation annually based upon the greater of 3% or the increase in the Consumer Price Index for a specified annual period. In addition, every three years, the parties can negotiate an upward or downward adjustment in the fees subject to their mutual agreement. The Tolling Agreement has a 12-year term, subject to certain termination rights specified therein. Martin Resource Management will continue to market and distribute all finished products under the Cross brand name. In addition, Martin Resource Management will continue to own and operate the Cross packaging business.

*Acquisition by Waskom of the Harrison Pipeline System.* On January 15, 2010, the Partnership, through Prism Gas, as 50% owner and the operator of Waskom Gas Processing Company (“WGPC”), through WGPC’s wholly owned subsidiaries Waskom Midstream LLC and Olin Gathering LLC, acquired from Crosstex North Texas Gathering, L.P., a 100% interest in approximately 62 miles of gathering pipeline, two 35 MMcf/d dew point control plants and equipment referred to as the Harrison Pipeline System. The Partnership’s share of the acquisition cost is approximately \$20.0 million.

*2010 Public Offering.* In February 2010, we completed a public offering of 1,650,000 common units, resulting in proceeds of \$50.6 million, after payment of underwriters’ discounts, commissions and offering expenses. Our general partner contributed \$1.1 million in cash to us in conjunction with the offering in order to maintain its 2% general partner interest in us. The net proceeds were used to pay down revolving debt under our credit facility.

*Issuance of Common Units.* In November 2009, we issued 714,285 common units to Martin Resource LLC, an affiliate of Martin Resource Management, for \$20.4 million, including a capital contribution of approximately \$0.4 million made by our general partner in order to maintain its 2% general partner interest in us. These funds were used to pay down our revolving line of credit.

*2007 Public Offering.* In May 2007, we completed a public offering of 1,380,000 common units, resulting in proceeds of \$55.9 million, after payment of underwriters’ discounts, commissions and offering expenses. Our general partner contributed \$1.2 million in cash to us in conjunction with the offering in order to maintain its 2% general partner interest in us. The net proceeds were used to pay down revolving debt under our credit facility and to provide working capital.

*Miscellaneous.* Certain of directors, officers and employees of our general partner and Martin Resource Management maintain margin accounts with broker-dealers with respect to our common units held by such persons. Margin account transactions for such directors, officers and employees were conducted by such broker-dealers in the ordinary course of business.

*Waskom Agreements.* Prism Gas is a party to a product purchase agreement and a gas processing agreement with Waskom whereby Prism Gas purchases product from and supplies product to Waskom. These intercompany transactions totaled approximately \$47.2 million for the year ended December 31, 2009. In addition, Prism Gas provides certain administrative services for Waskom pursuant to Waskom’s partnership agreement.

#### **Approval and Review of Related Party Transactions**

If we contemplate entering into a transaction, other than a routine or in the ordinary course of business transaction, in which a related person will have a direct or indirect material interest, the proposed transaction is submitted for consideration to the board of directors of our general partner or to our management, as appropriate. If the board of directors is involved in the approval process, it determines whether to refer the matter to the Conflicts Committee of our general partner’s board of directors, as constituted under our limited partnership agreement. If a matter is referred to the Conflicts Committee, it obtains information regarding the proposed transaction from management and determines whether to engage independent legal counsel or an independent financial advisor to advise the members of the committee regarding the transaction. If the Conflicts Committee retains such counsel or financial advisor, it considers such advice and, in the case of a financial advisor, such advisor’s opinion as to whether the transaction is fair and reasonable to us and to our unitholders.

**Item 14. Principal Accounting Fees and Services**

KPMG, LLP served as our independent auditors for the fiscal years ended December 31, 2009 and 2008. The following fees were paid to KPMG, LLP for services rendered during our last two fiscal years:

	<u>2009</u>	<u>2008</u>
Audit fees	\$ 795,000(1)	\$ 837,500(1)
Audit related fees	<u>—</u>	<u>12,800(2)</u>
Audit and audit related fees	795,000	850,300
Tax fees	105,765 (3)	80,725 (3)
All other fees	<u>—</u>	<u>—</u>
Total fees	<u>\$ 900,765</u>	<u>\$ 931,025</u>

(1) 2009 and 2008 audit fees include fees for the annual integrated audit, the audit of Waskom Gas Processing Company, the audit of Martin Midstream GP LLC and fees related to services in connection with transactions.

(2) Audit related fees include fees for accounting consultations on various transactions occurring in 2009 and 2008.

(3) Tax fees are for services related to the review of our partnership K-1's returns, and research and consultations on other tax related matters.

Under policies and procedures established by the board of directors and the Audit Committee, the Audit Committee is required to pre-approve all audit and non-audit services performed by our independent auditor to ensure that the provisions of such services do not impair the auditor's independence. All of the services described above that were provided by KPMG LLP in years ended December 31, 2009 and December 31, 2008 were approved in advance by the Audit Committee.

## PART IV

### **Item 15. Exhibits and Financial Statement Schedules**

- (a) Financial Statements and Schedules
  - (1) The following financial statements of Martin Midstream Partners L.P. and are included in Part II, Item 8:
    - Reports of Independent Registered Public Accounting Firm
    - Consolidated Balance Sheets as of December 31, 2009 and 2008
    - Consolidated Statements of Operations for the years ended December 31, 2009, 2008 and 2007
    - Consolidated Statements of Changes in Capital for the years ended December 31, 2009, 2008 and 2007
    - Consolidated Statements of Comprehensive Income for the years ended December 31, 2009 and 2008
    - Consolidated Statements of Cash Flows for the years ended December 31, 2009, 2008 and 2007
    - Notes to the Consolidated Financial Statements
  - (2) Financial Statements of Waskom Gas Processing Company for the year ended December 31, 2009, an affiliate accounted for by the equity method, which constituted a significant subsidiary.
- (b) Exhibits
  - Reference is made to the Index to Exhibits beginning on page 147 for a list of all exhibits filed as part of this report.

**SIGNATURES**

Pursuant to the requirements of Section 13 or 15(d) of the Securities Exchange Act of 1934, we have duly caused this Report to be signed on our behalf by the undersigned, thereunto duly authorized representative.

Martin Midstream Partners L.P.  
(Registrant)

By: Martin Midstream GP LLC  
It's General Partner

Date: March 4, 2010

By: /s/ Ruben S. Martin  
Ruben S. Martin  
*President and Chief Executive Officer*

Pursuant to the requirements of the Securities Exchange Act of 1934, this Report has been signed below by the following persons on behalf of the registrant and in the capacities indicated on the 4th day of March, 2009.

<u>Signature</u>	<u>Title</u>
<u>/s/ Ruben S. Martin</u> Ruben S. Martin	President, Chief Executive Officer and Director of Martin Midstream GP LLC (Principal Executive Officer)
<u>/s/ Robert D. Bondurant</u> Robert D. Bondurant	Executive Vice President and Chief Financial Officer of Martin Midstream GP LLC (Principal Financial Officer)
<u>/s/ Wesley M. Skelton</u> Wesley M. Skelton	Executive Vice President, Chief Administrative Officer, Secretary and Controller of Martin Midstream GP LLC (Principal Accounting Officer)
<u>/s/ John P. Gaylord</u> John P. Gaylord	Director of Martin Midstream GP LLC
<u>/s/ C. Scott Massey</u> C. Scott Massey	Director of Martin Midstream GP LLC
<u>/s/ Howard Hackney</u> Howard Hackney	Director of Martin Midstream GP LLC

## INDEX TO EXHIBITS

<u>Exhibit Number</u>	<u>Exhibit Name</u>
3.1	Certificate of Limited Partnership of Martin Midstream Partners L.P. (the “Partnership”), dated June 21, 2002 (filed as Exhibit 3.1 to the Partnership’s Registration Statement on Form S-1 (SEC File No. 333-91706), filed July 1, 2002, and incorporated herein by reference).
3.2	First Amended and Restated Agreement of Limited Partnership of the Partnership, dated November 6, 2002 (filed as Exhibit 3.1 to the Partnership’s Current Report on Form 8-K (SEC File No. 000-50056), filed November 19, 2002, and incorporated herein by reference).
3.3	Amendment No. 1 to First Amended and Restated Agreement of Limited Partnership of Martin Midstream Partners L.P., dated November 1, 2007 (filed as Exhibit 3.1 to the Partnership’s Current Report on Form 8-K, filed November 2, 2007, and incorporated herein by reference).
3.4	Amendment No. 2 to First Amended and Restated Agreement of Limited Partnership of the Partnership, dated effective January 1, 2007 (filed as Exhibit 3.1 to the Partnership’s Current Report on Form 8-K, filed April 7, 2008, and incorporated herein by reference).
3.5	Second Amended and Restated Agreement of Limited Partnership of the Partnership, dated as of November 25, 2009 (filed as Exhibit 10.1 to the Partnership’s Amendment to Current Report on Form 8-K/A, filed January 19, 2010, and incorporated herein by reference).
3.6	Certificate of Limited Partnership of Martin Operating Partnership L.P. (the “Operating Partnership”), dated June 21, 2002 (filed as Exhibit 3.3 to the Partnership’s Registration Statement on Form S-1 (SEC File No. 333-91706), filed July 1, 2002, and incorporated herein by reference).
3.7	Amended and Restated Agreement of Limited Partnership of the Operating Partnership, dated November 6, 2002 (filed as Exhibit 3.2 to the Partnership’s Current Report on Form 8-K (SEC File No. 000-50056), filed November 19, 2002, and incorporated herein by reference).
3.8	Certificate of Formation of Martin Midstream GP LLC (the “General Partner”), dated June 21, 2002 (filed as Exhibit 3.5 to the Partnership’s Registration Statement on Form S-1 (SEC File No. 333-91706), filed July 1, 2002, and incorporated herein by reference).
3.9	Limited Liability Company Agreement of the General Partner, dated June 21, 2002 (filed as Exhibit 3.6 to the Partnership’s Registration Statement on Form S-1 (SEC File No. 33-91706), filed July 1, 2002, and incorporated herein by reference).
3.10	Certificate of Formation of Martin Operating GP LLC (the “Operating General Partner”), dated June 21, 2002 (filed as Exhibit 3.7 to the Partnership’s Registration Statement on Form S-1 (SEC File No. 333-91706), filed July 1, 2002, and incorporated herein by reference).
3.11	Limited Liability Company Agreement of the Operating General Partner, dated June 21, 2002 (filed as Exhibit 3.8 to the Partnership’s Registration Statement on Form S-1 (SEC File No. 333-91706), filed July 1, 2002, and incorporated herein by reference).
4.1	Specimen Unit Certificate for Common Units (contained in Exhibit 3.2).
4.2	Specimen Unit Certificate for Subordinated Units (filed as Exhibit 4.2 to Amendment No. 4 to the Partnership’s Registration Statement on Form S-1 (SEC File No. 333-91706), filed October 25, 2002, and incorporated herein by reference).
10.1	Amended and Restated Credit Agreement, dated October 29, 2004, among the Partnership, the Operating Partnership, Royal Bank of Canada and the other Lenders set forth therein (filed as Exhibit 10.1 to the Partnership’s Current Report on Form 8-K (SEC File No. 000-50056), filed November 11, 2004, and incorporated herein by reference).
10.2	First Amendment to Credit Agreement, dated May 3, 2005, among the Partnership, the Operating Partnership, Royal Bank of Canada and the other Lenders set forth therein (filed as Exhibit 10.1 to the Partnership’s Current Report on Form 8-K (SEC File No. 000-50056), filed May 4, 2005, and incorporated herein by reference).
10.3	Second Amended and Restated Credit Agreement, dated November 10, 2005, among the Partnership, the Operating Partnership, Royal Bank of Canada and the other Lenders set forth therein (filed as Exhibit 10.1 to the Partnership’s Current Report on Form 8-K, filed November 14, 2005, and incorporated herein by reference).
10.4	Second Amendment to Second Amended and Restated Credit Agreement, dated as of December 28, 2007, among the Operating Partnership, the Partnership, the Operating General Partner, Prism Gas Systems I, L.P.,



**Exhibit  
Number**

**Exhibit Name**

- Prism Gas Systems GP, L.L.C., Prism Gulf Coast Systems, L.L.C., McLeod Gas Gathering and Processing Company, L.L.C., Woodlawn Pipeline Co., Inc., the financial institution parties to the Credit Agreement and Royal Bank of Canada, as administrative agent and collateral agent (filed as Exhibit 10.1 to the Partnership's Current Report on Form 8-K (SEC File No. 000-50056), filed January 2, 2008, and incorporated herein by reference).
- 10.5 Omnibus Agreement dated November 1, 2002, by and among Martin Resource Management, the General Partner, the Partnership and the Operating Partnership (filed as Exhibit 10.3 to the Partnership's Current Report on Form 8-K (SEC File No. 000-50056), filed November 19, 2002, and incorporated herein by reference).
- 10.6 Motor Carrier Agreement dated November 1, 2002, by and between the Operating Partnership and Transport (filed as Exhibit 10.4 to the Partnership's Current Report on Form 8-K (SEC File No. 000-50056), filed November 19, 2002, and incorporated herein by reference).
- 10.7 Terminal Services Agreement dated November 1, 2002, by and between the Operating Partnership and Martin Gas Sales LLC ("MGSLLC") (filed as Exhibit 10.5 to the Partnership's Current Report on Form 8-K (SEC File No. 000-50056), filed November 19, 2002, and incorporated herein by reference).
- 10.8 Throughput Agreement dated November 1, 2002, by and between MGSLLC and the Operating Partnership (filed as Exhibit 10.6 to the Partnership's Current Report on Form 8-K (SEC File No. 000-50056), filed November 19, 2002, and incorporated herein by reference).
- 10.9 Contract for Marine Transportation dated November 1, 2002, by and between the Operating Partnership and Martin Resource Management (filed as Exhibit 10.7 to the Partnership's Current Report on Form 8-K (SEC File No. 000-50056), filed November 19, 2002, and incorporated herein by reference).
- 10.10 Product Storage Agreement dated November 1, 2002, by and between Martin Underground Storage, Inc. and the Operating Partnership (filed as Exhibit 10.8 to the Partnership's Current Report on Form 8-K (SEC File No. 000-50056), filed November 19, 2002, and incorporated herein by reference).
- 10.11 Marine Fuel Agreement dated November 1, 2002, by and between Martin Fuel Service LLC and the Operating Partnership (filed as Exhibit 10.9 to the Partnership's Current Report on Form 8-K (SEC File No. 000-50056), filed November 19, 2002, and incorporated herein by reference).
- 10.12 Product Supply Agreement dated November 1, 2002, by and between MGSLLC and the Operating Partnership (filed as Exhibit 10.10 to the Partnership's Current Report on Form 8-K (SEC File No. 000-50056), filed November 19, 2002, and incorporated herein by reference).
- 10.13† Martin Midstream Partners L.P. Long-Term Incentive Plan (filed as Exhibit 10.11 to the Partnership's Current Report on Form 8-K (SEC File No. 000-50056), filed November 19, 2002, and incorporated herein by reference).
- 10.14† Martin Midstream Partners L.P. Amended and Restated Long-Term Incentive Plan (filed as Exhibit 10.1 to the Partnership's Current Report on Form 8-K, filed January 26, 2006, and incorporated herein by reference).
- 10.15† Form of Restricted Common Unit Award Notice (filed as Exhibit 10.2 to the Partnership's Current Report on Form 8-K, filed January 26, 2006, and incorporated herein by reference).
- 10.16 Assignment and Assumption of Lease and Sublease dated November 1, 2002, by and between the Operating Partnership and MGSLLC (filed as Exhibit 10.12 to the Partnership's Current Report on Form 8-K (SEC File No. 000-50056), filed November 19, 2002, and incorporated herein by reference).
- 10.17 Purchaser Use Easement, Ingress-Egress Easement, and Utility Facilities Easement dated November 1, 2002, by and between MGSLLC and the Operating Partnership (filed as Exhibit 10.13 to the Partnership's Current Report on Form 8-K (SEC File No. 000-50056), filed November 19, 2002, and incorporated herein by reference).
- 10.18 Marine Transportation Agreement, by and between the Operating Partnership and Cross Oil Refining & Marketing, Inc., dated October 27, 2003 (filed as Exhibit 10.14 to the Partnership's Quarterly Report of Form 10-Q (SEC File No. 000-50056), filed November 10, 2003, and incorporated herein by reference).
- 10.19 Terminalling Agreement, by and between the Operating Partnership and Cross Oil Refining & Marketing, Inc., dated October 27, 2003 (filed as Exhibit 10.15 to the Partnership's Quarterly Report of Form 10-Q (SEC File No. 000-50056), filed November 10, 2003, and incorporated herein by reference).
- 10.20 Asset Purchase Agreement by and among the Partnership, the Operating Partnership and Tesoro Marine Services, L.L.C., dated October 27, 2003 (filed as Exhibit 10.1 to the Partnership's Amendment No. 1 to Current Report on Form 8-K (SEC File No. 000-50056), filed January 23, 2004, and incorporated herein by

**Exhibit  
Number**

**Exhibit Name**

- reference).
- 10.21 Purchase Agreement by and among the Operating Partnership, Prism Gas Systems I, L.P., Natural Gas Partners V, L.P., Robert E. Dunn, William J. Diehnelt, Gene A. Adams, Philip D. Gettig, Sharon C. Taylor and Scott A. Southard, dated September 6, 2005 (filed as Exhibit 10.1 to the Partnership's Current Report on Form 8-K, filed September 6, 2005, and incorporated herein by reference).
- 10.22 Amended and Restated Terminal Services Agreement by and between the Operating Partnership and MFSLLC, dated October 27, 2004 (filed as Exhibit 10.1 to the Partnership's Current Report on Form 8-K (SEC File No. 000-50056), filed October 28, 2004, and incorporated herein by reference).
- 10.23 Transportation Services Agreement by and between the Operating Partnership and MFSLLC, dated December 23, 2003 (filed as Exhibit 10.3 to the Partnership's Amendment No. 1 to Current Report on Form 8-K (SEC File No. 000-50056), filed January 23, 2004, and incorporated herein by reference).
- 10.24 Lubricants and Drilling Fluids Terminal Services Agreement by and between the Operating Partnership and MFSLLC, dated December 23, 2003 (filed as Exhibit 10.4 to the Partnership's Amendment No. 1 to Current Report on Form 8-K (SEC File No. 000-50056), filed January 23, 2004, and incorporated herein by reference).
- 10.25† Martin Resource Management Corporation Purchase Plan for Units of Martin Midstream Partners L.P. (filed as Exhibit 10.1 to the Partnership's registration statement on Form S-8 (SEC File No. 333-140152), filed January 23, 2007, and incorporated herein by reference).
- 10.26 Stock Purchase Agreement, dated April 27, 2007, by and among Woodlawn Pipeline Co., Inc., Lantern Resources, L.P., David P. Deison and Prism Gas Systems I, L.P. (filed as Exhibit 10.1 to the Partnership's Current Report on Form 8-K, filed May 2, 2007, and incorporated herein by reference).
- 10.27 Asset Purchase Agreement, dated April 27, 2007, by and among Peak Gas Gathering L.P. and Prism Gas Systems I, L.P. (filed as Exhibit 10.2 to the Partnership's Current Report on Form 8-K, filed May 2, 2007, and incorporated herein by reference).
- 10.28 Form of Indemnification Agreement (filed as Exhibit 10.1 to the Partnership's Quarterly Report of Form 10-Q, filed November 6, 2008, and incorporated herein by reference).
- 10.29 Third Amendment to Second Amended and Restated Credit Agreement, effective as of September 24, 2008, among the Operating Partnership, the Partnership, the Operating General Partner, Prism Gas Systems I, L.P., Prism Gas Systems GP, L.L.C., Prism Gulf Coast Systems, L.L.C., McLeod Gas Gathering and Processing Company, L.L.C., Woodlawn Pipeline Co., Inc., the financial institution parties to the Credit Agreement and Royal Bank of Canada, as administrative agent and collateral agent (filed as Exhibit 10.1 to the Partnership's Current Report on Form 8-K filed September 30, 2008, and incorporated herein by reference).
- 10.30 Amended and Restated Contribution Agreement, dated as of November 25, 2009, by and among the Operating Partnership, Cross Oil Refining & Marketing, Inc., Martin Resource Management and the Partnership (filed as Exhibit 10.1 to the Partnership's Current Report on Form 8-K filed December 1, 2009, and incorporated herein by reference).
- 10.31 Tolling Agreement, dated as of November 25, 2009, by and between the Operating Partnership and Cross Oil Refining & Marketing, Inc. (filed as Exhibit 10.2 to the Partnership's Current Report on Form 8-K filed December 1, 2009, and incorporated herein by reference).
- 10.32 Amendment No. 1 to Omnibus Agreement, dated as of November 25, 2009, by and among Martin Resource Management, the General Partner, the Partnership and the Operating Partnership (filed as Exhibit 10.3 to the Partnership's Current Report on Form 8-K filed December 1, 2009, and incorporated herein by reference).
- 10.33 Amended and Restated Common Unit Purchase Agreement, dated as of November 24, 2009, by and between the Partnership and Martin Resource Management (filed as Exhibit 10.4 to the Partnership's Current Report on Form 8-K filed December 1, 2009, and incorporated herein by reference).
- 10.34 Fourth Amendment to Second Amended and Restated Credit Agreement, dated as of December 21, 2009, among the Operating Partnership, the Partnership, the Operating General Partner, Prism Gas Systems I, L.P., Prism Gas Systems GP, L.L.C., Prism Gulf Coast Systems, L.L.C., McLeod Gas Gathering and Processing Company, L.L.C., Woodlawn Pipeline Co., Inc., Prism Liquids Pipeline LLC, the financial institution parties to the Credit Agreement and Royal Bank of Canada, as administrative agent and collateral agent (filed as Exhibit 10.1 to the Partnership's Current Report on Form 8-K filed December 23, 2009, and incorporated herein by reference).
- 21.1\* List of Subsidiaries.

**Exhibit  
Number**

**Exhibit Name**

23.1*	Consent of KPMG LLP.
23.2*	Consent of KPMG LLP.
23.3*	Consent of KPMG LLP.
31.1*	Certifications of Chief Executive Officer Pursuant to Section 302 of the Sarbanes-Oxley Act of 2002.
31.2*	Certifications of Chief Financial Officer Pursuant to Section 302 of the Sarbanes-Oxley Act of 2002.
32.1*	Certification of Chief Executive Officer pursuant to 18 U.S.C., Section 1350, as adopted pursuant to Section 9.06 of the Sarbanes-Oxley Act of 2002. Pursuant to SEC Release 34-47551, this Exhibit is furnished to the SEC and shall not be deemed to be “filed.”
32.2*	Certification of Chief Financial Officer pursuant to 18 U.S.C., Section 1350, as adopted pursuant to Section 9.06 of the Sarbanes-Oxley Act of 2002. Pursuant to SEC Release 34-47551, this Exhibit is furnished to the SEC and shall not be deemed to be “filed.”
99.1*	Balance Sheets as of December 31, 2009 and 2008 (audited) of Martin Midstream GP LLC.

\* Filed or furnished herewith.

† As required by Item 15(a)(3) of Form 10-K, this exhibit is identified as a compensatory plan or arrangement.

**Financial Statement Schedule  
Pursuant to Item 15(a)(2)**

***Waskom Gas  
Processing Company***

*Consolidated Financial Statements December 31,  
2009 and 2008 and for each of the years in the three-  
year period ended December 31, 2009, (with  
Independent Auditors' Report Thereon)*

## **INDEPENDENT AUDITORS' REPORT**

To the Partners of  
Waskom Gas Processing Company:

We have audited the accompanying consolidated balance sheets of Waskom Gas Processing Company and subsidiary (the "Partnership") as of December 31, 2009 and 2008, and the related consolidated statements of income, partners' capital, and cash flows for each of the years in the three-year period ended December 31, 2009. These consolidated financial statements are the responsibility of the Partnership's management. Our responsibility is to express an opinion on these consolidated financial statements based on our audit.

We conducted our audit in accordance with auditing standards generally accepted in the United States of America. Those standards require that we plan and perform the audit to obtain reasonable assurance about whether the financial statements are free of material misstatement. An audit also includes consideration of internal control over financial reporting as a basis for designing audit procedures that are appropriate in the circumstances, but not for the purpose of expressing an opinion on the effectiveness of the Partnership's internal control over financial reporting. Accordingly, we express no such opinion. An audit also includes examining, on a test basis, evidence supporting the amounts and disclosures in the financial statements, assessing the accounting principles used and significant estimates made by management, as well as evaluating the overall financial statement presentation. We believe that our audits provide a reasonable basis for our opinion.

In our opinion, the consolidated financial statements referred to above present fairly, in all material respects, the financial position of the Partnership as of December 31, 2009 and 2008 and the results of their operations and their cash flows for each of the years in the three-year period ended December 31, 2009, in conformity with U.S. generally accepted accounting principles.

/s/ KPMG LLP

Shreveport, Louisiana  
March 4, 2010

**WASKOM GAS PROCESSING COMPANY**  
**CONSOLIDATED BALANCE SHEETS**  
**AS OF DECEMBER 31, 2009 AND 2008**

	<b>2009</b>	<b>2008</b>
<b>ASSETS</b>		
CURRENT ASSETS:		
Cash	\$ 23,160	\$ 1,388,434
Accounts receivable	178,032	236,207
Accounts receivable—partners	9,373,492	10,356,710
Accounts receivable—state grant	-	1,114,314
Inventories	468,372	463,575
Prepaid expenses	<u>-</u>	<u>3,989</u>
Total current assets	<u>10,043,056</u>	<u>13,563,229</u>
PROPERTY AND EQUIPMENT:		
Gas plant asset and gas gathering equipment	88,211,154	80,210,281
Other fixed assets	746,743	734,871
Accumulated depreciation and amortization	<u>(19,396,696)</u>	<u>(15,847,301)</u>
Net property and equipment	<u>69,561,201</u>	<u>65,097,851</u>
<b>TOTAL</b>	<u><b>\$ 79,604,257</b></u>	<u><b>\$ 78,661,080</b></u>
 <b>LIABILITIES AND PARTNERS' EQUITY</b>		
CURRENT LIABILITIES:		
Accounts payable and accrued liabilities	\$ 6,505,267	\$ 6,813,545
Accounts payable—partners	<u>1,844,015</u>	<u>3,776,855</u>
Total current liabilities	8,349,282	10,590,400
LONG-TERM LIABILITIES—Asset retirement obligation	694,177	340,893
COMMITMENTS AND CONTINGENCIES		
PARTNERS' CAPITAL	<u>70,560,798</u>	<u>67,729,787</u>
<b>TOTAL</b>	<u><b>\$ 79,604,257</b></u>	<u><b>\$ 78,661,080</b></u>

See accompanying notes to consolidated financial statements.

# WASKOM GAS PROCESSING COMPANY

## CONSOLIDATED STATEMENTS OF INCOME FOR THE YEARS ENDED DECEMBER 31, 2009, 2008 and 2007

	2009	2008	2007
OPERATING REVENUES:			
Natural gas processing and other revenues	\$ 23,421,165	\$ 35,868,029	\$ 27,832,704
Natural gas liquid sales	47,623,953	79,225,191	54,123,606
Loss on disposal of assets	<u>(847)</u>	<u>(61,891)</u>	<u>(159,724)</u>
Total operating revenues	<u>71,044,271</u>	<u>115,031,329</u>	<u>81,796,586</u>
OPERATING COSTS AND EXPENSES:			
Cost of sales - natural gas liquids	46,645,393	78,008,310	53,014,173
Operating costs	6,420,633	6,414,677	4,595,878
Depreciation and amortization	<u>4,000,412</u>	<u>3,129,246</u>	<u>1,925,840</u>
Total operating costs and expenses	<u>57,066,438</u>	<u>87,552,233</u>	<u>59,535,891</u>
OPERATING INCOME BEFORE TAXES	13,977,833	27,479,096	22,260,695
Income tax expense	<u>110,712</u>	<u>186,722</u>	<u>241,864</u>
NET INCOME	<u>\$ 13,867,121</u>	<u>\$ 27,292,374</u>	<u>\$ 22,018,831</u>

See accompanying notes to consolidated financial statements.



# WASKOM GAS PROCESSING COMPANY

## CONSOLIDATED STATEMENTS OF PARTNERS' CAPITAL FOR THE YEARS ENDED DECEMBER 31, 2009, 2008 AND 2007

---

		<b>Total Partners' Capital</b>
BALANCE—December 31, 2006	\$	45,449,916
Cash contributions for capital expenditures		17,733,619
Cash distributions in excess of working capital		(4,128,057)
Cash distributions		(5,250,000)
Distributions in-kind		(18,674,997)
Net income		<u>22,018,831</u>
BALANCE—December 31, 2007		57,149,312
Cash contributions for capital expenditures		12,921,736
Cash distributions in excess of working capital		(8,583,683)
Cash distributions		(1,600,000)
Distributions in-kind		(19,449,952)
Net income		<u>27,292,374</u>
BALANCE—December 31, 2008	\$	<u>67,729,787</u>
Cash contributions for capital expenditures		8,310,458
Cash distributions in excess of working capital		(6,394,002)
Cash distributions		(1,300,000)
Distributions in-kind		(11,652,566)
Net income		<u>13,867,121</u>
BALANCE—December 31, 2009	\$	<u><u>70,560,798</u></u>

See accompanying notes to consolidated financial statements.

**WASKOM GAS PROCESSING COMPANY**  
**CONSOLIDATED STATEMENTS OF CASH FLOWS**  
**FOR THE YEARS ENDED DECEMBER 31, 2009, 2008 AND 2007**

	2009	2008	2007
<b>OPERATING ACTIVITIES:</b>			
Net income	\$ 13,867,121	\$ 27,292,374	\$ 22,018,831
Adjustments to reconcile net income to cash used in operating activities:			
Depreciation and amortization	4,000,412	3,129,246	1,925,840
Distributions in-kind to partners	(11,652,566)	(19,449,952)	(18,674,997)
Loss/(Gain) on sale of asset	847	61,891	159,724
Changes in operating assets and liabilities:			
Accounts receivable	1,172,489	377,441	(286,895)
Accounts receivable - partners	983,218	(581,029)	1,452,006
Inventory	(4,798)	(30,302)	3,146
Prepaid expenses	3,989	(3,989)	-
Accounts payable and accrued liabilities	(354,716)	(125,998)	1,023,403
Accounts payable - partners	(1,932,840)	1,291,569	778,741
Net cash provided by operating activities	<u>6,083,157</u>	<u>11,961,251</u>	<u>8,399,799</u>
<b>INVESTING ACTIVITIES:</b>			
Additions to property and equipment	(8,773,336)	(13,592,311)	(16,829,754)
Proceeds from sale/disposal of assets	<u>708,449</u>	<u>15,655</u>	<u>15,200</u>
Net cash used in investing activities	<u>(8,064,887)</u>	<u>(13,576,656)</u>	<u>(16,814,554)</u>
<b>FINANCING ACTIVITIES:</b>			
Contributions from partners	8,310,458	12,921,736	17,733,619
Distributions to partners	<u>(7,694,002)</u>	<u>(10,183,683)</u>	<u>(9,378,057)</u>
Net cash provided by financing activities	<u>616,455</u>	<u>2,738,053</u>	<u>8,355,562</u>
NET INCREASE (DECREASE) IN CASH	(1,365,274)	1,122,648	(59,193)
CASH—Beginning of year	<u>1,388,434</u>	<u>265,786</u>	<u>324,979</u>
CASH—End of year	<u>\$ 23,160</u>	<u>\$ 1,388,434</u>	<u>\$ 265,786</u>
<b>SUPPLEMENTAL CASH FLOW DISCLOSURES:</b>			
Interest paid	<u>\$ -</u>	<u>\$ -</u>	<u>\$ -</u>
Taxes paid	<u>\$ 221,201</u>	<u>\$ 206,911</u>	<u>\$ -</u>
<b>NON-CASH:</b>			
State grant receivable	<u>\$ -</u>	<u>\$ 1,114,314</u>	<u>\$ -</u>
Addition to asset retirement obligation	<u>\$ 122,777</u>	<u>\$ 130,367</u>	<u>\$ -</u>

See accompanying notes to consolidated financial statements.

# WASKOM GAS PROCESSING COMPANY

## NOTES TO CONSOLIDATED FINANCIAL STATEMENTS

---

### 1. NATURE OF BUSINESS

Waskom Gas Processing Company (the "Partnership"), a Texas General Partnership, was formed on November 1, 1995 to construct and operate the Waskom Processing Plant ("the Plant"). As of December 31, 2009 the partners are CenterPoint Energy Gas Processing Company (50%) and Prism Gas Systems I, L.P. (50%). Prism Gas Systems I, L.P. serves as operator. The Partnership is engaged in the processing and marketing of natural gas and natural gas liquids ("NGL's"), predominantly in Texas and northwest Louisiana.

The Plant is a 285 MMcfd cryogenic turboexpander gas plant located in Harrison County, Texas. The Plant has full NGL fractionation, treating and stabilization capabilities. Fractionation is a process used to separate the mixture of NGL's into individual products for sale. Expansions to the processing plant were completed in March and June of 2007, July of 2008 and June of 2009 increasing the capacity from 150 MMcfd to 285 MMcfd. In July 2009 the Waskom fractionator was expanded to a capacity of 14,500 barrels per day from 12,500 barrels per day.

The natural gas supply for the Plant is derived primarily from natural gas wells located in the Cotton Valley formation of East Texas and Northwest Louisiana. The primary suppliers of natural gas to the Plant include BP American Production Company, Centerpoint Energy Gas Transmission Company and Devon Energy Corporation, which collectively represent approximately 64% of the 243 MMcfd of natural gas supplied for the year ended December 31, 2009, 70% of the 257 MMcfd of natural gas supplied for the year ended December 31, 2008 and 72% of the 229 MMcfd for the year ended December 31, 2007.

The Partnership's processing contracts are predominately percent-of-liquids ("POL") contracts, in which the Partnership retains a portion of the NGL's recovered as a processing fee. The Partnership also operates under percent-of-proceeds ("POP") contracts in which it retains a portion of both the residue gas and the NGL's as payment for services. There is currently one contract for processing on a keep-whole basis. The Partnership is not contractually required to process these keep-whole volumes and, therefore, only processes natural gas related to this contract under profitable conditions. Sales of third party gas and fractionated NGL's are predominately to the partners and occur at the tailgate of the Plant.

### 2. SUMMARY OF SIGNIFICANT ACCOUNTING POLICIES

**Principles of Consolidation**— During 2008, Waskom Products Pipeline, LLC was formed as a wholly owned subsidiary of Waskom Gas Processing Company, to hold certain pipeline assets of the Partnership. Accordingly, the financial statements for 2009 and 2008 are consolidated to include both of these entities. All eliminations of intercompany balances have been made.

**Accounts Receivable**—Accounts receivable include trade receivables, recorded at invoiced amounts.

**Property and Equipment**—Property and equipment are stated at cost and depreciated using the straight-line method over the estimated useful lives of the classes of assets, as follows:

	Years
Gas gathering equipment	10
Gas plant	20
Furniture and fixtures	1
Computer equipment	3
Computer software	3

Depreciation expense was \$3,769,905, \$3,116,460, and \$1,915,089 in 2009, 2008 and 2007, respectively. Repairs and maintenance are charged to operations as incurred. Renewals and betterments are capitalized.

**Inventories**—Substantially all inventory at December 31, 2009 and 2008 represents pipe held for future projects. Such pipe was valued at acquisition cost.

**Asset Retirement Obligations**—The Partnership records asset retirement obligations (“ARO”) for costs associated with legal obligations to retire tangible, long-lived assets. The Partnership records as an offset to the “ARO”, an asset at fair value in the period in which it is incurred by increasing the carrying amount of the related long-lived asset. In each subsequent period, the liability is accreted over time towards the ultimate obligation amount and the capitalized costs are depreciated over the useful life of the related asset. The Partnership’s asset retirement obligations include purging, plugging and remediation costs associated with the pipeline. Accretion expense for 2009, 2008 and 2007 was \$230,507, \$12,786 and \$10,751, respectively.

**Impairment of Long-Lived Assets**—Long-lived assets, such as property, plant and equipment, are reviewed for impairment whenever events or changes in circumstances indicate that the carrying amount of an asset may not be recoverable. Recoverability of assets to be held and used is measured by a comparison of the carrying amount of an asset to estimated undiscounted future cash flows expected to be generated by the asset. If the carrying amount of an asset exceeds its estimated future cash flows, an impairment charge is recognized by the amount by which the carrying amount of the asset exceeds the fair value of the asset.

**Revenue Recognition**—Revenues are recognized when title passes or service is performed. The Partnership’s business consists largely of the ownership and operation of physical assets. End sales from these businesses result in physical deliveries of commodities.

**Federal Income Taxes**—The Partnership is a Texas General Partnership and as such has no liability for Federal Income Taxes. Each partner is responsible for its share of federal income tax. On May 18, 2006, the Texas Governor signed into law a Texas margin tax (H.B. No. 3) which restructures the state business tax by replacing the taxable capital and earned surplus components of the current franchise tax with a new “taxable margin” component. Since the tax base on the Texas margin tax is derived from an income-based measure, the margin tax is construed as an income tax and, therefore, the recognition of deferred taxes applies to the new margin tax. The effect on deferred tax assets of a change in tax law should be included in tax expense attributable to continuing operations in the period that includes the enactment date. Therefore, the Partnership has calculated its deferred tax assets and liabilities for Texas based on the new margin tax. The cumulative effect of the change was immaterial. The impact of the change in deferred tax assets does not have a material impact on tax expense. Texas margin tax expense for 2009, 2008 and 2007 was \$110,712, \$186,722 and \$241,864, respectively.

**Environmental Liabilities**—The Partnership’s policy is to accrue for losses associated with environmental remediation obligations when such losses are probable and reasonably estimable. Accruals for estimated losses for environmental remediation obligations generally are recognized no later than completion of the remedial feasibility study. Such accruals are adjusted as further information develops or circumstances change. Costs of future expenditures for environmental remediation obligations are not discounted to their present value.

**Use of Estimates**—The preparation of financial statements requires management to make estimates and assumptions that affect the reported amounts at the date of the financial statements and the reported amounts of assets and liabilities and disclosures of contingent assets and liabilities, revenues and expenses during the reporting period. Actual results could differ from those estimates.

### 3. RELATED-PARTY TRANSACTIONS

During 2009, 2008 and 2007, the Partnership engaged in certain material transactions with the partners. The Partnership believes that the terms of these transactions were comparable to those that could have been negotiated with unrelated third parties. As of December 31, 2009 and 2008, the Partnership had receivables of approximately \$9,373,492 and \$10,356,710, respectively, and payables of approximately \$1,844,015 and \$3,776,855, respectively, due from and due to the partners.

Per the partnership agreement, cash contributions are made by the partners for capital expenditures and working capital. Contributions for capital expenditures totaled \$8,310,458, \$12,921,736 and \$17,733,619 for 2009, 2008 and 2007, respectively. The partnership agreement allows for cash distributions to be made to the partners of any cash available in excess of working capital requirements, generally equal to two months of historical operating expenses. Such cash distributions in excess of working capital totaled \$6,394,002, \$8,583,683 and \$4,128,057 in 2009, 2008 and 2007, respectively. Other cash distributions totaled \$1,300,000, \$1,600,000 and \$5,250,000 for 2009, 2008 and 2007, respectively.

The Partnership purchases gas from third party producers and processes this gas based on processing contracts, which are primarily POL contracts. The percentage of liquids retained by the Partnership is distributed to the partners as distributions of products-in-kind based on the partners' equity interest. Distributions of products in-kind of \$11,652,566, \$19,449,952 and \$18,674,997 in 2009, 2008 and 2007, respectively, were made to the partners. Distributions of products in-kind are valued at prevailing market prices at the time of distribution.

In some instances, the fractionated NGL's (less any retained portions) are returned to the third party producers, but in most cases, the third party producers enter into agreements with the partners to market their product. In such instances, the Partnership will sell the product to the partners. Such sales amounted to \$46,241,067, \$75,738,508 and \$53,365,845 in 2009, 2008 and 2007, respectively, and are included as natural gas liquid sales in the income statement.

#### **4. STATE GRANT**

During 2008, the Partnership replaced certain equipment which entitled them to receive a partial reimbursement from the State of Texas. Reimbursements of \$1,114,314 and \$459,409 were received in March 2009 and August 2009. The Partnership recorded these reimbursements to a contra account in property, plant and equipment. The contra account will be amortized to earnings over the same period as the related equipment is depreciated.

#### **5. SUBSEQUENT EVENT**

On January 15, 2010, the Partnership, through the Partnership's wholly owned subsidiaries Waskom Midstream LLC and Olin Gathering LLC, acquired from Crosstex North Texas Gathering, L.P., a 100% interest in approximately 62 miles of gathering pipeline, two 35 MMcfd dew point control plants and equipment referred to as the Harrison Pipeline System. The acquisition cost was approximately \$40,000,000.

The Partnership has evaluated subsequent events from the balance sheet date through March 4, 2010, the date at which the financial statements were to be available to be issued, and determined there are no other items to disclose.

#### **6. COMMITMENTS AND CONTINGENCIES**

The Partnership is subject to extensive federal, state and local environmental laws and regulations. These laws, which are constantly changing, regulate the discharge of materials into the environment and may require the Partnership to remove or mitigate the environmental effects of the disposal or release of petroleum or chemical substances at various sites. Environmental expenditures are expensed or capitalized depending on their future economic benefit. Expenditures that relate to an existing condition caused by past operations and that have no future economic benefits are expensed. Liabilities for expenditures of a noncapital nature are recorded when environmental assessment and/or remediation is probable, and the costs can be reasonably estimated. Management believes that any future costs should not have a material adverse effect on the Partnership's liquidity or financial position.

**SUBSIDIARIES OF  
MARTIN MIDSTREAM PARTNERS L.P.**

<u>Subsidiary</u>	<u>Jurisdiction of Organization</u>
Martin Operating GP LLC	Delaware
Martin Operating Partnership L.P.	Delaware
Prism Gas Systems GP, L.L.C.	Texas
Prism Gas Systems I, L.P.	Texas
McLeod Gas Gathering and Processing Company, L.L.C.	Louisiana
Prism Gulf Coast Systems, L.L.C.	Texas
Woodlawn Pipeline Co., Inc.	Texas
Prism Liquids Pipeline LLC	Texas

Consent of Independent Registered Public Accounting Firm

The Board of Directors  
Martin Midstream GP LLC:

We consent to the incorporation by reference in the registration statements (No. 333-148146 and No. 333-117023) on Form S-3 and (No. 333-140152) on Form S-8 of Martin Midstream Partners L.P. of our reports dated March 4, 2010, with respect to the consolidated balance sheets of Martin Midstream Partners L.P. and subsidiaries as of December 31, 2009 and 2008, and the related consolidated statements of operations, changes in capital, comprehensive income, and cash flows for each of the years in the three-year period ended December 31, 2009, and the effectiveness of internal control over financial reporting as of December 31, 2009, which reports appear in the December 31, 2009 annual report on Form 10-K of Martin Midstream Partners L.P.

/s/ KPMG LLP

Shreveport, Louisiana  
March 4, 2010

Independent Auditors' Consent

The Board of Directors  
Martin Midstream GP LLC:

We consent to the incorporation by reference in the registration statements (No. 333-148146 and No. 333-117023) on Form S-3 and (No. 333-140152) on Form S-8 of Martin Midstream Partners L.P. and Subsidiaries of our report dated March 4, 2010, with respect to the consolidated balance sheets of Waskom Gas Processing Company and Subsidiary as of December 31, 2009 and 2008, and the related consolidated statements of income, partners' capital, and cash flows for each of the years in the three-year period ended December 31, 2009, which report appears in the December 31, 2009 annual report on Form 10-K of Martin Midstream Partners L.P.

/s/ KPMG LLP

Shreveport, Louisiana  
March 4, 2010



Independent Auditors' Consent

The Board of Directors  
Martin Midstream GP LLC:

We consent to the incorporation by reference in the registration statements (No. 333-148146 and No. 333-117023) on Form S-3 and (No. 333-140152) on Form S-8 of Martin Midstream Partners L.P. of our report dated March 4, 2010, with respect to the consolidated balance sheets of Martin Midstream GP LLC as of December 31, 2009 and 2008 which report appears as Exhibit 99.1 to the December 31, 2009 annual report on Form 10-K of Martin Midstream Partners L.P. As discussed in note 4 to the consolidated balance sheets, effective January 1, 2009 Martin Midstream GP LLC adopted certain provisions of ASC 810-10-65 related to reporting non-controlling interests.

/s/ KPMG LLP

Shreveport, Louisiana  
March 4, 2010

CERTIFICATIONS

I, Ruben S. Martin, certify that:

1. I have reviewed this annual report on Form 10-K of Martin Midstream Partners L.P.;
2. Based on my knowledge, this report does not contain any untrue statement of a material fact or omit to state a material fact necessary to make the statements made, in light of the circumstances under which such statements were made, not misleading with respect to the period covered by this report;
3. Based on my knowledge, the financial statements, and other financial information included in this report, fairly present in all material respects the financial condition, results of operations and cash flows of the registrant as of, and for, the periods presented in this report;
4. The registrant's other certifying officer and I are responsible for establishing and maintaining disclosure controls and procedures (as defined in Exchange Act Rules 13a-15(e) and 15d-15(e)) and internal control over financial reporting (as defined in Exchange Act Rules 13a-15(f) and 15d-15(f)) for the registrant and have:
  - a. Designed such disclosure controls and procedures, or caused such disclosure controls and procedures to be designed under our supervision, to ensure that material information relating to the registrant, including its consolidated subsidiaries, is made known to us by others within those entities, particularly during the period in which this report is being prepared;
  - b. Designed such internal control over financial reporting, or caused such internal control over financial reporting to be designed under our supervision, to provide reasonable assurance regarding the reliability of financial reporting and the preparation of financial statements for external purposes in accordance with generally accepted accounting principles;
  - c. Evaluated the effectiveness of the registrant's disclosure controls and procedures and presented in this report our conclusions about the effectiveness of the disclosure controls and procedures, as of the end of the period covered by this report based on such evaluation; and
  - d. Disclosed in this report any change in the registrant's internal control over financial reporting that occurred during the registrant's most recent fiscal quarter (the registrant's fourth fiscal quarter in the case of an annual report) that has materially affected, or is reasonably likely to materially affect, the registrant's internal control over financial reporting; and
5. The registrant's other certifying officer and I have disclosed, based on our most recent evaluation of internal control over financial reporting, to the registrant's auditors and the audit committee of the registrant's board of directors (or persons performing the equivalent functions):
  - a. All significant deficiencies and material weaknesses in the design or operation of internal control over financial reporting which are reasonably likely to adversely affect the registrant's ability to record, process, summarize and report financial information; and
  - b. Any fraud, whether or not material, that involves management or other employees who have a significant role in the registrant's internal control over financial reporting.

Date: March 4, 2010

/s/ Ruben S. Martin  
Ruben S. Martin,  
President and Chief Executive Officer of  
Martin Midstream GP LLC,  
the General Partner of Martin Midstream Partners L.P.

CERTIFICATIONS

I, Robert D. Bondurant, certify that:

1. I have reviewed this annual report on Form 10-K of Martin Midstream Partners L.P.;
2. Based on my knowledge, this report does not contain any untrue statement of a material fact or omit to state a material fact necessary to make the statements made, in light of the circumstances under which such statements were made, not misleading with respect to the period covered by this report;
3. Based on my knowledge, the financial statements, and other financial information included in this report, fairly present in all material respects the financial condition, results of operations and cash flows of the registrant as of, and for, the periods presented in this report;
4. The registrant's other certifying officer and I are responsible for establishing and maintaining disclosure controls and procedures (as defined in Exchange Act Rules 13a-15(e) and 15d-15(e)) and internal control over financial reporting (as defined in Exchange Act Rules 13a-15(f) and 15d-15(f)) for the registrant and have:
  - a. Designed such disclosure controls and procedures, or caused such disclosure controls and procedures to be designed under our supervision, to ensure that material information relating to the registrant, including its consolidated subsidiaries, is made known to us by others within those entities, particularly during the period in which this report is being prepared;
  - b. Designed such internal control over financial reporting, or caused such internal control over financial reporting to be designed under our supervision, to provide reasonable assurance regarding the reliability of financial reporting and the preparation of financial statements for external purposes in accordance with generally accepted accounting principles;
  - c. Evaluated the effectiveness of the registrant's disclosure controls and procedures and presented in this report our conclusions about the effectiveness of the disclosure controls and procedures, as of the end of the period covered by this report based on such evaluation; and
  - d. Disclosed in this report any change in the registrant's internal control over financial reporting that occurred during the registrant's most recent fiscal quarter (the registrant's fourth fiscal quarter in the case of an annual report) that has materially affected, or is reasonably likely to materially affect, the registrant's internal control over financial reporting; and
5. The registrant's other certifying officer and I have disclosed, based on our most recent evaluation of internal control over financial reporting, to the registrant's auditors and the audit committee of the registrant's board of directors (or persons performing the equivalent functions):
  - a. All significant deficiencies and material weaknesses in the design or operation of internal control over financial reporting which are reasonably likely to adversely affect the registrant's ability to record, process, summarize and report financial information; and
  - b. Any fraud, whether or not material, that involves management or other employees who have a significant role in the registrant's internal control over financial reporting.

Date: March 4, 2010

/s/ Robert D. Bondurant  
Robert D. Bondurant,  
Executive Vice President and Chief Financial Officer of  
Martin Midstream GP LLC,  
the General Partner of Martin Midstream Partners L.P.

**CERTIFICATION PURSUANT TO SECTION 906 OF THE SARBANES-OXLEY ACT OF 2002 (18 U.S.C. SECTION 1350)\***

In connection with the Annual Report of Martin Midstream Partners L.P., a Delaware limited partnership (the "Partnership"), on Form 10-K for the year ending December 31, 2009 as filed with the Securities and Exchange Commission (the "Report"), I, Ruben S. Martin, President and Chief Executive Officer of Martin Midstream GP LLC, the general partner of the Partnership, certify, pursuant to Section 906 of the Sarbanes-Oxley Act of 2002 (18 U.S.C. Section 1350), that to my knowledge:

(1) the Report fully complies with the requirements of Section 13(a) or 15(d) of the Securities Exchange Act of 1934; and

(2) the information contained in the Report fairly presents, in all material respects, the financial condition and result of operations of the Partnership.

/s/ Ruben S. Martin

Ruben S. Martin,  
President and Chief Executive Officer of Martin Midstream GP LLC,  
General Partner of Martin Midstream Partners L.P.

March 4, 2010

\*A signed original of this written statement required by Section 906 has been provided to Martin Midstream Partners L.P. (the "Partnership") and will be retained by the Partnership and furnished to the Securities and Exchange Commission or its staff upon request. The foregoing certification is being furnished to the Securities and Exchange Commission and shall not be deemed to be "filed."

**CERTIFICATION PURSUANT TO SECTION 906 OF THE SARBANES-OXLEY ACT OF 2002 (18 U.S.C. SECTION 1350)\***

In connection with the Annual Report of Martin Midstream Partners L.P., a Delaware limited partnership (the "Partnership"), on Form 10-K for the year ending December 31, 2009 as filed with the Securities and Exchange Commission (the "Report"), I, Robert D. Bondurant, Executive Vice President and Chief Financial Officer of Martin Midstream GP LLC, the general partner of the Partnership, certify, pursuant to Section 906 of the Sarbanes-Oxley Act of 2002 (18 U.S.C. Section 1350), that to my knowledge:

(1) the Report fully complies with the requirements of Section 13(a) or 15(d) of the Securities Exchange Act of 1934; and

(2) the information contained in the Report fairly presents, in all material respects, the financial condition and result of operations of the Partnership.

/s/ Robert D. Bondurant  
Robert D. Bondurant,  
Executive Vice President and Chief Financial Officer  
of Martin Midstream GP LLC,  
General Partner of Martin Midstream Partners L.P.

March 4, 2010

\*A signed original of this written statement required by Section 906 has been provided to Martin Midstream Partners L.P. (the "Partnership") and will be retained by the Partnership and furnished to the Securities and Exchange Commission or its staff upon request. The foregoing certification is being furnished to the Securities and Exchange Commission and shall not be deemed to be "filed."

**Independent Auditors' Report**

The Board of Directors  
Martin Midstream GP LLC:

We have audited the accompanying consolidated balance sheets of Martin Midstream GP LLC as of December 31, 2009 and 2008. These balance sheets are the responsibility of Martin Midstream GP LLC's management. Our responsibility is to express an opinion on these balance sheets based on our audit.

We conducted our audits in accordance with auditing standards generally accepted in the United States of America. Those standards require that we plan and perform the audit to obtain reasonable assurance about whether the balance sheet is free of material misstatement. An audit of a balance sheet includes examining, on a test basis, evidence supporting the amounts and disclosures in that balance sheet. An audit of a balance sheet also includes assessing the accounting principles used and significant estimates made by management, as well as evaluating the overall balance sheet presentation. We believe that our audits provide a reasonable basis for our opinion.

As discussed in note 4 to the consolidated balance sheets, effective January 1, 2009, Martin Midstream GP LLC adopted certain provisions of ASC 810-10-65 related to reporting non-controlling interests.

In our opinion, the consolidated balance sheets referred to above present fairly, in all material respects, the financial position of Martin Midstream GP LLC at December 31, 2009 and 2008, in conformity with U.S. generally accepted accounting principles.

/s/ KPMG LLP

Shreveport, Louisiana  
March 4, 2010

**MARTIN MIDSTREAM GP LLC  
CONSOLIDATED BALANCE SHEETS**

	<b>December 31,</b>	
	<b>2009</b>	<b>2008<sup>1</sup></b>
	<b>(Dollars in thousands)</b>	
<b>Assets</b>		
Cash .....	\$ 5,956	\$ 7,983
Accounts and other receivables, less allowance for doubtful accounts of \$1,025 and \$481 .....	77,413	68,168
Product exchange receivables .....	4,132	6,924
Inventories .....	35,510	42,754
Due from affiliates .....	3,638	555
Fair value of derivatives .....	1,872	3,623
Other current assets .....	1,340	3,418
Total current assets .....	<u>129,861</u>	<u>133,425</u>
Property, plant and equipment, at cost .....	584,035	576,608
Accumulated depreciation .....	(162,120)	(130,976)
Property, plant and equipment, net .....	<u>421,915</u>	<u>445,632</u>
Goodwill .....	37,268	37,405
Investment in unconsolidated entities .....	80,582	79,843
Fair value of derivatives .....	—	1,469
Other assets, net .....	16,900	8,548
	<u>\$ 686,526</u>	<u>\$ 706,322</u>
<b>Liabilities and Members' Equity</b>		
Current installments of long-term debt .....	\$ 111	\$ —
Trade and other accounts payable .....	71,911	94,146
Product exchange payables .....	7,985	10,925
Due to affiliates .....	13,810	22,187
Income taxes payable .....	705	1,236
Fair value of derivatives .....	7,227	6,479
Other accrued liabilities .....	5,008	6,439
Total current liabilities .....	<u>106,757</u>	<u>141,412</u>
Long-term debt .....	304,372	295,000
Deferred income taxes .....	9,449	18,133
Fair value of derivatives .....	—	4,302
Other long-term obligations .....	1,489	1,667
Total liabilities .....	<u>422,067</u>	<u>460,514</u>
Members' equity:		
Partner's equity .....	4,240	3,431
Non-controlling interests .....	260,219	242,377
Total members' equity .....	<u>264,459</u>	<u>245,808</u>
Commitments and contingencies .....		
	<u>\$ 686,526</u>	<u>\$ 706,322</u>

<sup>1</sup> Financial information for 2008 has been revised to include balances attributable to the Cross assets. See Note 2(a) - Principles of Presentation and Consolidation.

See accompanying notes to the consolidated balance sheets.

**MARTIN MIDSTREAM GP LLC**  
**NOTES TO CONSOLIDATED BALANCE SHEETS**  
**(Dollars in Thousands)**

**(1) ORGANIZATION AND DESCRIPTION OF BUSINESS**

Martin Midstream GP LLC (the “General Partner”) is a single member Delaware limited liability company formed on September 21, 2002 to become the general partner of Martin Midstream Partners L.P. (the “Company”). The General Partner owns a 2% general partner interest and incentive distribution rights in the Company. The General Partner is a wholly owned subsidiary of Martin Resource Management Corporation (“MRMC”).

ASC 810-20, related to the control of certain entities, establishes a framework for addressing when a limited company should be consolidated by its general partner. The framework presumes that a sole general partner in a limited company controls the limited company, and therefore should consolidate the limited company. The presumption of control can be overcome if the limited partners have (a) the substantive ability to remove the sole general partner or otherwise dissolve the limited company or (b) substantive participating rights. Based on certain provisions of ASC 810-20, the General Partner concluded that the Company should be consolidated. As such, the accompanying balance sheets have been consolidated to include the General Partner and the Company.

The Company is a publicly traded limited partnership which provides terminalling and storage services for petroleum products and by-products, natural gas services, marine transportation services for petroleum products and by-products, sulfur and sulfur-based product processing, manufacturing and distribution.

The petroleum products and by-products the Company collects, transports, stores and distributes are produced primarily by major and independent oil and gas companies who often turn to third parties, such as the Company, for the transportation and disposition of these products. In addition to these major and independent oil and gas companies, the Company’s primary customers include independent refiners, large chemical companies, fertilizer manufacturers and other wholesale purchasers of these products. The Company operates primarily in the Gulf Coast region of the United States, which is a major hub for petroleum refining, natural gas gathering and processing and support services for the exploration and production industry.

The Company owns Prism Gas Systems I, L.P. (“Prism Gas”) which is engaged in the gathering, processing and marketing of natural gas and natural gas liquids, predominantly in Texas and northwest Louisiana. Through the acquisition of Prism Gas, the Company also acquired 50% ownership interest in Waskom Gas Processing Company (“Waskom”), Matagorda Offshore Gathering System (“Matagorda”), Panther Interstate Pipeline Energy LLC (“PIPE”), and Bosque County Pipeline (“BCP”) each accounted for under the equity method of accounting.

**(2) SIGNIFICANT ACCOUNTING POLICIES**

**(a) *Principles of Presentation and Consolidation***

The consolidated balance sheets include the financial position of the General Partner and the Company and its wholly-owned subsidiaries and its equity method investees. All significant intercompany balances and transactions have been eliminated in consolidation. As the General Partner only has a 2% interest in the Company, the remaining 98% not owned is shown as noncontrolling interests in the consolidated balance sheets. In addition, the Company evaluates its relationships with other entities to identify whether they are variable interest entities under certain provisions of the Financial Accounting Standards Board (“FASB”) Accounting Standards Codification (“ASC”), 810-10 and to assess whether it is the primary beneficiary of such entities. If the determination is made that the Company is the primary beneficiary, then that entity is included in the consolidated financial statements in accordance with ASC 810-10. No such variable interest entities exist as of December 31, 2009 or December 31, 2008.

The Company acquired the assets of Cross Oil Refining & Marketing Inc. (“Cross”) from Martin Resource Management (“Martin Resource Management”) in November 2009 as described in Note 5. The acquisition of the Cross assets was considered a transfer of net assets between entities under common control. The acquisition of the Cross assets and increase in partners capital for the common and subordinated units issued in November 2009 are recorded at amounts based on the historical carrying value of the Cross assets at that date, and the Company is



**MARTIN MIDSTREAM GP LLC**  
**NOTES TO CONSOLIDATED BALANCE SHEETS**  
**(Dollars in Thousands)**

required to revise its historical consolidated balance sheets to include the activities of the Cross assets as of the date of common control. Martin Resource Management acquired Cross in November 2006; however, the activity for the period Cross was owned by Martin Resource Management during 2006 was not considered significant to the Company's consolidated balance sheets and has been excluded from the consolidated balance sheets. The Company's historical balance sheet for December 31, 2008 has been revised to reflect the financial position attributable to the Cross assets as if the Company owned the Cross assets on that date.

**(b) Product Exchanges**

Product exchange balances due to other companies under negotiated agreements are recorded at quoted market product prices while balances due from other companies are recorded at the lower of cost (determined using the first-in, first-out method) or market.

**(c) Inventories**

Inventories are stated at the lower of cost or market. Cost is determined by using the first-in, first-out (FIFO) method for all inventories.

**(d) Revenue Recognition**

Revenue for the Company's four operating segments is recognized as follows:

*Terminalling and storage* – Revenue is recognized for storage contracts based on the contracted monthly tank fixed fee. For throughput contracts, revenue is recognized based on the volume moved through the Company's terminals at the contracted rate. For the Company's tolling agreement, revenue is recognized based on the contracted monthly reservation fee and throughput volumes moved through the facility. When lubricants and drilling fluids are sold by truck, revenue is recognized upon delivering product to the customers as title to the product transfers when the customer physically receives the product.

*Natural gas services* – Natural gas gathering and processing revenues are recognized when title passes or service is performed. NGL distribution revenue is recognized when product is delivered by truck to our NGL customers, which occurs when the customer physically receives the product. When product is sold in storage, or by pipeline, the Company recognizes NGL distribution revenue when the customer receives the product from either the storage facility or pipeline.

*Marine transportation* – Revenue is recognized for contracted trips upon completion of the particular trip. For time charters, revenue is recognized based on a per day rate.

*Sulfur services* – Revenues are recognized when the products are delivered, which occurs when the customer has taken title and has assumed the risks and rewards of ownership based on specific contract terms at either the shipping or delivery point.

**(e) Equity Method Investments**

The Company uses the equity method of accounting for investments in unconsolidated entities where the ability to exercise significant influence over such entities exists. Investments in unconsolidated entities consist of capital contributions and advances plus the Company's share of accumulated earnings as of the entities' latest fiscal year-ends, less capital withdrawals and distributions. Investments in excess of the underlying net assets of equity method investees, specifically identifiable to property, plant and equipment, are amortized over the useful life of the related assets. Excess investment representing equity method goodwill is not amortized but is evaluated for impairment, annually. Under certain provisions of ASC 350-20, related to goodwill, this goodwill is not subject to amortization and is accounted for as a component of the investment. Equity method investments are subject to impairment under the provisions of ASC 323-10, which relates to the equity method of accounting for investments in common stock.

**MARTIN MIDSTREAM GP LLC**  
**NOTES TO CONSOLIDATED BALANCE SHEETS**  
**(Dollars in Thousands)**

The Partnership's Prism Gas subsidiary owns an unconsolidated 50% interest in Waskom, Matagorda, and PIPE. As a result, these assets are accounted for by the equity method.

**(f) Property, Plant, and Equipment**

Owned property, plant, and equipment is stated at cost, less accumulated depreciation. Owned buildings and equipment are depreciated using straight-line method over the estimated lives of the respective assets.

Equipment under capital leases is stated at the present value of minimum lease payments less accumulated amortization. Equipment under capital leases is amortized straight line over the estimated useful life of the asset.

Routine maintenance and repairs are charged to operating expense while costs of betterments and renewals are capitalized. When an asset is retired or sold, its cost and related accumulated depreciation are removed from the accounts and the difference between net book value of the asset and proceeds from disposition is recognized as gain or loss.

**(g) Goodwill and Other Intangible Assets**

Goodwill represents the excess of costs over fair value of assets of businesses acquired. Goodwill and intangible assets acquired in a purchase business combination and determined to have an indefinite useful life are not amortized, but instead tested for impairment at least annually in accordance with certain provisions of ASC 350-20. Intangible assets with estimated useful lives are amortized over their respective estimated useful lives to their estimated residual values, and reviewed for impairment under certain provisions of ASC 360-10 related to accounting for impairment or disposal of long-lived assets. Other intangible assets primarily consist of covenants not-to-compete and contracts obtained through business combinations and are being amortized over the life of the respective agreements.

Goodwill is subject to a fair-value based impairment test on an annual basis, or more often if events or circumstances indicate there may be impairment. The Company is required to identify their reporting units and determine the carrying value of each reporting unit by assigning the assets and liabilities, including the existing goodwill and intangible assets. Goodwill is assigned to reporting units at the date the goodwill is initially recorded. Once goodwill has been assigned to reporting units, it no longer retains its association with a particular acquisition, and all of the activities within a reporting unit, whether acquired or organically grown, are available to support value of the goodwill.

The Company performed the annual impairment tests as of September 30, 2009 and 2008, respectively. In performing such tests, it was determined that there were four "reporting units" which contained goodwill. These reporting units were in each of the four reporting segments: terminalling, natural gas services, marine transportation, and sulfur services. The estimated fair value of the reporting units with goodwill were developed using the guideline public company method, the guideline transaction method, and the discounted cash flow ("DCF") method using observable market data where available. To the extent the carrying amount of a reporting unit exceeds the fair value of the reporting unit, the Company would be required to perform the second step of the impairment test, as this is an indication that the reporting unit goodwill may be impaired. At September 30, 2009 and 2008 the estimated fair value of each of the four reporting units was in excess of its carrying value which indicates no impairment existed.

As a result of the deterioration in the overall stock market subsequent to September 30, 2008 and the decline in the Company's unit price, the Company reviewed specific factors, as outlined under certain provisions of ASC 350-20, to determine if the Company had a triggering event that required it to test the goodwill for impairment as of December 31, 2008. These factors included whether there have been any significant fundamental changes since the annual impairment test to (i) the Company as a whole or to the reporting units, including regulatory changes, (ii) the level of operating cash flows, (iii) the expectation of future levels of operating cash flows, (iv) the executive management team, and (v) the carrying value of the other long-lived assets. While these factors did not indicate a triggering event occurred, the Company's unit price fell to a point by December 31, 2008 that resulted in the total market capitalization being less than the partner's equity. The Company determined this to be a triggering event requiring the Company to perform an impairment test as of December 31, 2008. As a result of the goodwill impairment test for each of the four reporting units as of December 31, 2008, no impairment was determined to exist.

**MARTIN MIDSTREAM GP LLC**  
**NOTES TO CONSOLIDATED BALANCE SHEETS**  
**(Dollars in Thousands)**

**(h) Debt Issuance Costs**

In connection with the Company's multi-bank credit facility, on November 10, 2005, it incurred debt issuance costs of \$3,258. In connection with the amendment and expansion of the Company's multi-bank credit facility on June 30, 2006, it incurred debt issuance costs of \$372. In connection with the amendment and expansion of the Company's multi-bank credit facility on December 28, 2007, it incurred debt issuance costs of \$252. In connection with the amendment and expansion of the Company's multi-bank credit facility in December, 2009, it incurred debt issuance costs of \$10,383. Due to a reduction in the number of lenders under the Company's multi-bank credit agreement, \$495 of the existing debt issuance costs were determined not to have continuing benefit and were expensed during 2009. These debt issuance costs, along with the remaining unamortized deferred issuance costs relating to the line of credit facility as of November 10, 2005 which remain deferred, are amortized over the term of the revised debt arrangement.

**(i) Impairment of Long-Lived Assets**

In accordance with ASC 360-10, long-lived assets, such as property, plant and equipment, are reviewed for impairment whenever events or changes in circumstances indicate that the carrying amount of an asset may not be recoverable. Recoverability of assets to be held and used is measured by a comparison of the carrying amount of an asset to estimated undiscounted future cash flows expected to be generated by the asset. If the carrying amount of an asset exceeds its estimated future cash flows, an impairment charge is recognized by the amount by which the carrying amount of the asset exceeds the fair value of the asset. Assets to be disposed of would be separately presented in the balance sheet and reported at the lower of the carrying amount or fair value less costs to sell, and are no longer depreciated. The assets and liabilities of a disposed group classified as held for sale would be presented separately in the appropriate asset and liability sections of the balance sheet. The Company has not identified any triggering events in 2009 or 2008 that would require an assessment for impairment of long-lived assets.

**(j) Asset Retirement Obligation**

Under ASC 410-20, which relates to accounting requirements for costs associated with legal obligations to retire tangible, long-lived assets, the Company records an Asset Retirement Obligation ("ARO") at fair value in the period in which it is incurred by increasing the carrying amount of the related long-lived asset. In each subsequent period, the liability is accreted over time towards the ultimate obligation amount and the capitalized costs are depreciated over the useful life of the related asset. The Company's fixed assets include land, buildings, transportation equipment, storage equipment, marine vessels and operating equipment.

The transportation equipment includes pipeline systems. The Company transports NGLs through the pipeline system and gathering system. The Company also gathers natural gas from wells owned by producers and delivers natural gas and NGLs on the Company's pipeline systems, primarily in Texas and Louisiana to the fractionation facility of the Company's 50% owned joint venture. The Company is obligated by contractual or regulatory requirements to remove certain facilities or perform other remediation upon retirement of the Company's assets. However, the Company is not able to reasonably determine the fair value of the asset retirement obligations for the Company's trunk and gathering pipelines and the Company's surface facilities, since future dismantlement and removal dates are indeterminate. In order to determine a removal date of the Company's gathering lines and related surface assets, reserve information regarding the production life of the specific field is required. As a transporter and gatherer of natural gas, the Company is not a producer of the field reserves, and the Company therefore does not have access to adequate forecasts that predict the timing of expected production for existing reserves on those fields in which the Company gathers natural gas. In the absence of such information, the Company is not able to make a reasonable estimate of when future dismantlement and removal dates of the Company's gathering assets will occur. With regard to the Company's trunk pipelines and their related surface assets, it is impossible to predict when demand for transportation of the related products will cease. The Company's right-of-way agreements allow us to maintain the right-of-way rather than remove the pipe. In addition, the Company can evaluate the Company's trunk pipelines for alternative uses, which can be and have been found. The Company will record such asset retirement obligations in the period in which more information becomes available for us to reasonably estimate the settlement dates of the retirement obligations.

**MARTIN MIDSTREAM GP LLC**  
**NOTES TO CONSOLIDATED BALANCE SHEETS**  
**(Dollars in Thousands)**

**(k) Derivative Instruments and Hedging Activities**

In accordance with certain provisions of ASC 815-10 related to accounting for derivative instruments and hedging activities, all derivatives and hedging instruments are included on the balance sheet as an asset or liability measured at fair value and changes in fair value are recognized currently in earnings unless specific hedge accounting criteria are met. If a derivative qualifies for hedge accounting, changes in the fair value can be offset against the change in the fair value of the hedged item through earnings or recognized in other comprehensive income until such time as the hedged item is recognized in earnings.

Derivative instruments not designated as hedges are being marked to market with all market value adjustments being recorded in the consolidated statements of operations. As of December 31, 2009, the Company has designated a portion of its derivative instruments as qualifying cash flow hedges. Fair value changes for these hedges have been recorded in accumulated other comprehensive income as a component of equity.

**(l) Accounts Receivable and Allowance for Doubtful Accounts.**

Trade accounts receivable are recorded at the invoiced amount and do not bear interest. The allowance for doubtful accounts is the Company's best estimate of the amount of probable credit losses in the Company's existing accounts receivable.

**(m) Environmental Liabilities and Litigation**

The Partnership's policy is to accrue for losses associated with environmental remediation obligations when such losses are probable and reasonably estimable. Accruals for estimated losses from environmental remediation obligations generally are recognized no later than completion of the remedial feasibility study. Such accruals are adjusted as further information develops or circumstances change. Costs of future expenditures for environmental remediation obligations are not discounted to their present value. Recoveries of environmental remediation costs from other parties are recorded as assets when their receipt is deemed probable.

**(n) Unit Grants**

In August 2009, the Company issued 1,000 restricted common units to each of its three independent, non-employee directors under its long-term incentive plan from treasury shares purchased by the Company in the open market for \$77. These units vest in 25% increments beginning in January 2010 and will be fully vested in January 2013.

In May 2008, the Company issued 1,000 restricted common units to each of its three independent, non-employee directors under its long-term incentive plan from treasury shares purchased by the Company in the open market for \$93. These units vest in 25% increments beginning in January 2009 and will be fully vested in January 2012.

In May 2007, the Company issued 1,000 restricted common units to each of its three independent, non-employee directors under its long-term incentive plan. These units vest in 25% increments beginning in January 2008 and will be fully vested in January 2011.

In January 2006, the Company issued 1,000 restricted common units to each of its three independent, non-employee directors under its long-term incentive plan. These units vest in 25% increments on the anniversary of the grant date each year and will be fully vested in January 2010.

The Company accounts for the transaction under certain provisions of FASB ASC 505-50-55 related to equity-based payments to non-employees. The Company's general partner contributed cash of \$2 in May 2007 to the Company in conjunction with the issuance of these restricted units in order to maintain its 2% general partner interest in the Company.

**MARTIN MIDSTREAM GP LLC**  
**NOTES TO CONSOLIDATED BALANCE SHEETS**  
**(Dollars in Thousands)**

**(o) Incentive Distribution Rights**

The Company's general partner, Martin Midstream GP LLC, holds a 2% general partner interest and certain incentive distribution rights in the Company. Incentive distribution rights represent the right to receive an increasing percentage of cash distributions after the minimum quarterly distribution, any cumulative arrearages on common units, and certain target distribution levels have been achieved. The Company is required to distribute all of its available cash from operating surplus, as defined in the Company agreement. The target distribution levels entitle the general partner to receive 15% of quarterly cash distributions in excess of \$0.55 per unit until all unit holders have received \$0.625 per unit, 25% of quarterly cash distributions in excess of \$0.625 per unit until all unit holders have received \$0.75 per unit, and 50% of quarterly cash distributions in excess of \$0.75 per unit. For the years ended December 31, 2009 and 2008, the general partner received \$2,896 and \$2,495 in incentive distributions.

**(p) Use of Estimates**

Management has made a number of estimates and assumptions relating to the reporting of assets and liabilities and the disclosure of contingent assets and liabilities to prepare these consolidated financial statements in conformity with accounting principles generally accepted in the United States of America. Actual results could differ from those estimates.

**(q) Income Taxes**

The General Partner is a disregarded entity for federal income tax purposes. Its activity is included in the consolidated federal income tax return of MRMC; however, for financial reporting purposes, current federal income taxes are computed and recorded as if the General Partner filed a separate federal income tax return. The Company's subsidiary, Woodlawn Pipeline Co., Inc. ("Woodlawn"), is subject to income taxes. In connection with the Woodlawn acquisition, a deferred tax liability of \$8,964 was established associated with book and tax basis differences of the acquired assets and liabilities. The basis differences are primarily related to property, plant and equipment.

Income taxes are accounted for under the asset and liability method. Deferred tax assets and liabilities are recognized for the future tax consequences attributable to differences between the financial statement carrying amounts of existing assets and liabilities and their respective tax basis. Deferred tax assets and liabilities are measured using enacted tax rates expected to apply to taxable income in the years in which those temporary differences are expected to be recovered or settled. The effect on deferred tax assets and liabilities of a change in tax rates is recognized in income in the period that includes the enactment date. Deferred tax liabilities relating primarily to book and tax basis differences of the acquired assets of Woodlawn, the timing of recognizing Company earnings and insurance expense and the inclusion of the activities of the Cross assets prior to their acquisition by the Partnership totaled \$9,456 and \$18,145 (\$7 and \$12 of which is included in other accrued liabilities) at December 31, 2009 and December 31, 2008, respectively.

In 2006, the Texas Governor signed into law a Texas margin tax (H.B. No. 3) which restructures the state business tax by replacing the taxable capital and earned surplus components of the current franchise tax with a new "taxable margin" component. Since the tax base on the Texas margin tax is derived from an income-based measure, the margin tax is construed as an income tax and, therefore, the recognition of deferred taxes applies to the new margin tax. The impact on deferred taxes as a result of this provision is immaterial.

An income tax receivable of \$760 (which is included in other current assets at December 31, 2009) and an income tax liability of \$705 and \$1,236 existed at December 31, 2009 and 2008, respectively.

**(3) FAIR VALUE MEASUREMENTS**

During the first quarter of 2008, the Company adopted certain provisions of ASC 820 related to fair value measurements and disclosures, which established a framework for measuring fair value and expanded disclosures about fair value measurements. The adoption of this guidance had no impact on the Company's financial position or results of operations.

**MARTIN MIDSTREAM GP LLC**  
**NOTES TO CONSOLIDATED BALANCE SHEETS**  
**(Dollars in Thousands)**

ASC 820 applies to all assets and liabilities that are being measured and reported on a fair value basis. This statement enables the reader of the financial statements to assess the inputs used to develop those measurements by establishing a hierarchy for ranking the quality and reliability of the information used to determine fair values. ASC 820 establishes a three-tier fair value hierarchy, which prioritizes the inputs used in measuring fair value of each asset and liability carried at fair value into one of the following categories:

- Level 1: Quoted market prices in active markets for identical assets or liabilities.
- Level 2: Observable market based inputs or unobservable inputs that are corroborated by market data.
- Level 3: Unobservable inputs that are not corroborated by market data.

The Company's derivative instruments, which consist of commodity and interest rate swaps, are required to be measured at fair value on a recurring basis. The fair value of the Company's derivative instruments is determined based on inputs that are readily available in public markets or can be derived from information available in publicly quoted markets, which is considered Level 2. Refer to Note 13 for further information on the Company's derivative instruments and hedging activities.

The following items are measured at fair value on a recurring basis subject to the disclosure requirements of ASC 820 at December 31, 2009:

<u>Description</u>	<u>Fair Value Measurements at Reporting Date Using</u>			
	<u>December 31,</u> <u>2009</u>	<u>Quoted Prices in</u> <u>Active Markets</u> <u>for</u> <u>Identical Assets</u> <u>(Level 1)</u>	<u>Significant</u> <u>Other</u> <u>Observable</u> <u>Inputs</u> <u>(Level 2)</u>	<u>Significant</u> <u>Unobservable</u> <u>Inputs</u> <u>(Level 3)</u>
<b><u>Assets</u></b>				
Interest rate derivatives	\$ 1,286	\$ —	\$ 1,286	\$ —
Commodity derivatives	<u>586</u>	<u>—</u>	<u>586</u>	<u>—</u>
Total assets	<u>\$ 1,872</u>	<u>\$ —</u>	<u>\$ 1,872</u>	<u>\$ —</u>
<b><u>Liabilities</u></b>				
Interest rate derivatives	\$ 6,611	\$ —	\$ 6,611	\$ —
Commodity derivatives	<u>616</u>	<u>—</u>	<u>616</u>	<u>—</u>
Total liabilities	<u>\$ 7,227</u>	<u>\$ —</u>	<u>\$ 7,227</u>	<u>\$ —</u>

The following items are measured at fair value on a recurring basis subject to the disclosure requirements of ASC 820 at December 31, 2008:

<u>Description</u>	<u>Fair Value Measurements at Reporting Date Using</u>			
	<u>December 31,</u> <u>2008</u>	<u>Quoted Prices in</u> <u>Active Markets</u> <u>for</u> <u>Identical Assets</u> <u>(Level 1)</u>	<u>Significant</u> <u>Other</u> <u>Observable</u> <u>Inputs</u> <u>(Level 2)</u>	<u>Significant</u> <u>Unobservable</u> <u>Inputs</u> <u>(Level 3)</u>
<b><u>Assets</u></b>				
Commodity derivatives	<u>\$ 5,092</u>	<u>\$ —</u>	<u>\$ 5,092</u>	<u>\$ —</u>
<b><u>Liabilities</u></b>				
Interest rate derivatives	<u>\$ 10,780</u>	<u>\$ —</u>	<u>\$ 10,780</u>	<u>\$ —</u>

**MARTIN MIDSTREAM GP LLC**  
**NOTES TO CONSOLIDATED BALANCE SHEETS**  
**(Dollars in Thousands)**

FASB ASC 825-10-65, *Disclosures about Fair Value of Financial Instruments*, requires that the Company disclose estimated fair values for its financial instruments. Fair value estimates are set forth below for the Company's financial instruments. The following methods and assumptions were used to estimate the fair value of each class of financial instrument:

- Accounts and other receivables, trade and other accounts payable, other accrued liabilities, income taxes payable and due from/to affiliates — The carrying amounts approximate fair value because of the short maturity of these instruments.
- Long-term debt including current installments — The carrying amount of the revolving and term loan facilities approximates fair value due to the debt having a variable interest rate.

**(4) RECENT ACCOUNTING PRONOUNCEMENTS**

In April 2009, the FASB amended the provisions of ASC 805-10, 805-20 and 805-30 related to accounting for assets acquired and liabilities assumed in a business combination that arise from contingencies, to amend the provisions related to the initial recognition and measurement, subsequent measurement and disclosure of assets and liabilities arising from contingencies in a business combination under ASC. Under the new guidance, assets acquired and liabilities assumed in a business combination that arise from contingencies should be recognized at fair value on the acquisition date if fair value can be determined during the measurement period. If fair value cannot be determined, companies should typically account for the acquired contingencies using existing guidance. The Company adopted this guidance on January 1, 2009. As the provisions of this guidance are applied prospectively to business combinations with an acquisition date on or after the guidance became effective, the impact to the Company cannot be determined until the transactions occur. No such transactions have occurred during 2009.

In March 2008, FASB amended the provisions of ASC 815-10-65 related to disclosures about derivative instruments and hedging activities, which requires enhanced disclosures concerning (1) the manner in which an entity uses derivatives (and the reasons it uses them), (2) the manner in which derivatives and related hedged items are accounted for and (3) the effects that derivatives and related hedged items have on an entity's financial position, financial performance and cash flows. ASC 815-10-65 is effective for financial statements issued for fiscal years and interim periods beginning on or after November 15, 2008. The Company adopted this guidance on January 1, 2009, and the adoption did not have a material impact on the Company's financial position or results of operations.

In December 2007, the FASB amended the provisions of ASC 810-10-65 related to noncontrolling interests in consolidated financial statements, which establishes accounting and reporting standards for the noncontrolling interest in a subsidiary and for the deconsolidation of a subsidiary. ASC 810-10-65 clarifies that a noncontrolling interest in a subsidiary is an ownership interest in the consolidated entity that should be reported as a component of equity in the consolidated financial statements. Among other requirements, ASC 810-10-65 requires consolidated net income to be reported at amounts that include the amounts attributable to both the parent and the noncontrolling interest. It also requires disclosure, on the face of the consolidated income statement, of the amounts of consolidated net income attributable to the parent and to the noncontrolling interest. The amendments to ASC 810-10-65 were effective for the Company on January 1, 2009. The adoption of certain provisions of ASC 810-10-65 resulted in the reporting of noncontrolling interests held in the Company as a component of members equity in the General Partner's balance sheets.

In December 2007, FASB amended the provisions of ASC 805-10-65 related to business combinations, which establishes principles and requirements for how an acquirer in a business combination (1) recognizes and measures in its financial statements the identifiable assets acquired, the liabilities assumed, and any noncontrolling interest in the acquiree; (2) recognizes and measures the goodwill acquired in the business combination or a gain from a bargain purchase price and (3) determines what information to disclose to enable users of the consolidated financial statements to evaluate the nature and financial effects of the business combination. ASC 805-10-65 applies prospectively to business combinations for which the acquisition date is on or after the beginning of the first annual reporting period beginning on or after December 15, 2008. The Company adopted certain provisions of ASC 805-10-65 on January 1, 2009. The application of ASC 805-10-65 will cause

**MARTIN MIDSTREAM GP LLC**  
**NOTES TO CONSOLIDATED BALANCE SHEETS**  
**(Dollars in Thousands)**

management to evaluate future transactions under different conditions than previously completed significant acquisitions, particularly related to the near-term and long-term economic impact of expensing transaction costs. No such transactions have occurred during 2009.

**(5) ACQUISITIONS**

*(a) East Harrison Pipeline System.*

In December 2009, the Company acquired, through Prism Gas, from Woodward Partners, Ltd. 6.45 miles of gathering pipeline referred to as the East Harrison Pipeline System for \$327. The system currently transports approximately 500 Mcfd of natural gas under various transport contracts which provide for a minimum monthly fee.

*(b) Cross assets.*

In November 2009, the Company closed a transaction with Martin Resource Management (“Martin Resource Management”) and Cross Refining & Marketing, Inc. (“Cross”), a wholly owned subsidiary of Martin Resource Management, in which the Company acquired certain specialty lubricants processing assets (“Assets”) from Cross for total consideration of \$44,878 (the “Contribution”). As consideration for the Contribution, the Company issued 804,721 common units and 889,444 subordinated units to Martin Resource Management at a price of \$27.96 and \$25.16 per limited partner unit, respectively. In connection with the Contribution, the General Partner made a capital contribution of \$918 in cash to the Company in order to maintain its 2% general partner interest.

The Company accounted for the Cross acquisition as a transfer of net assets between entities under common control pursuant to the provisions of FASB ASC 850. The Cross assets were recorded at \$32,957, which represents the amounts reflected in Martin Resource Management’s historical consolidated financial statements. The difference between the purchase price and Martin Resource Management’s carrying value of the combined net assets acquired and liabilities assumed was recorded as an adjustment to partners’ capital.

*(c) Stanolind Assets.*

In January 2008, the Company acquired 7.8 acres of land, a deep water dock and two sulfuric acid tanks at its Stanolind terminal in Beaumont, Texas from Martin Resource Management for \$5,983 which was allocated to property, plant and equipment. Martin Resource Management entered into a lease agreement with the Company for use of the sulfuric acid tanks. In connection with the acquisition, the Company borrowed approximately \$6,000 under its credit facility.

**(6) ISSUANCE OF COMMON UNITS**

In addition to the units referred to in Note 5(b) above, in November 2009, the Company closed a private equity sale with Martin Resource Management, under which Martin Resource Management invested \$20,000 in cash in the Company in exchange for 714,285 common units of the Company. In connection with the issuance of these common units, the General Partner made a capital contribution to the Company of \$408 in order to maintain its 2% general partner interest in the Company.

**(7) INVENTORIES**

Components of inventories at December 31, 2009 and 2008 were as follows:

	<u>2009</u>	<u>2008</u>
Natural gas liquids .....	\$15,002	\$10,530
Sulfur .....	2,540	6,522
Sulfur based products .....	10,053	14,879
Lubricants .....	4,684	8,110
Other .....	<u>3,231</u>	<u>2,713</u>
	<u>\$35,510</u>	<u>\$42,754</u>



**MARTIN MIDSTREAM GP LLC**  
**NOTES TO CONSOLIDATED BALANCE SHEETS**  
**(Dollars in Thousands)**

**(8) PROPERTY, PLANT AND EQUIPMENT**

At December 31, 2009 and 2008, property, plant, and equipment consisted of the following:

	<u>Depreciable Lives</u>	<u>2009</u>	<u>2008</u>
Land.....	—	\$ 15,759	\$ 16,899
Improvements to land and buildings.....	10-25 years	48,704	47,237
Transportation equipment.....	3-7 years	1,786	2,443
Storage equipment.....	5-20 years	59,597	52,296
Marine vessels.....	4-25 years	210,593	200,473
Operating equipment.....	3-20 years	238,956	211,934
Furniture, fixtures and other equipment.....	3-20 years	1,646	2,168
Construction in progress.....		<u>6,995</u>	<u>43,158</u>
		<u>\$584,036</u>	<u>\$576,608</u>

Gross assets under capital leases were \$7,764 and \$0 at December 31, 2009 and 2008. Accumulated amortization associated with capital leases was \$116 and \$0 at December 31, 2009 and 2008.

**(9) GOODWILL AND OTHER INTANGIBLE ASSETS**

At December 31, 2009 and 2008, goodwill balances consisted of the following:

	<u>2009</u>	<u>2008</u>
Carrying amount of goodwill:		
Terminalling and storage.....	\$ 882	\$ 1,020
Natural gas services.....	29,010	29,010
Marine transportation.....	2,026	2,026
Sulfur services.....	<u>5,349</u>	<u>5,349</u>
	<u>\$37,267</u>	<u>\$37,405</u>

In conjunction with the sale of the Company's railcar unloading facility at Mont Belvieu, \$137 of goodwill was allocated from the terminalling and storage segment to the carrying value of the disposed assets in accordance with certain provisions of ASC 350-20 related to goodwill.

At December 31, 2009 and 2008, covenants not-to-compete balances consisted of the following:

	<u>2009</u>	<u>2008</u>
Covenants not-to-compete:		
Terminalling and storage.....	\$ 1,928	\$ 1,928
Natural gas services.....	—	40
Sulfur services.....	<u>100</u>	<u>790</u>
	2,028	2,758
Less accumulated amortization.....	<u>1,324</u>	<u>1,539</u>
	<u>\$ 704</u>	<u>\$ 1,219</u>

Intangible assets consists of the covenants not-to-compete listed above, customer contracts associated with gathering and processing assets and a transportation contract associated with the residue gas pipeline. The covenants not-to-compete and contracts are presented in the consolidated balance sheets as other assets, net

**MARTIN MIDSTREAM GP LLC**  
**NOTES TO CONSOLIDATED BALANCE SHEETS**  
**(Dollars in Thousands)**

**(10) LEASES**

The Company has numerous non-cancelable operating leases primarily for transportation and other equipment. The leases generally provide that all expenses related to the equipment are to be paid by the lessee. Management expects to renew or enter into similar leasing arrangements for similar equipment upon the expiration of the current lease agreements. The Company also has cancelable operating lease land rentals and outside marine vessel charters. Certain of our marine vessels have been acquired under capital leases.

The Company's future minimum lease obligations as of December 31, 2009 consist of the following:

Fiscal year	<u>Operating Leases</u>	<u>Capital Leases</u>
2010 .....	\$ 4,233	\$ 1,102
2011 .....	4,036	1,102
2012 .....	3,205	1,117
2013 .....	2,457	1,135
2014 .....	2,176	1,147
Thereafter .....	<u>6,975</u>	<u>6,751</u>
Total	23,082	12,354
Less amounts representing interest costs	—	<u>6,071</u>
Present value of net minimum capital lease payments	—	6,283
Less current installments	—	<u>111</u>
Present value of net minimum capital lease payments, excluding current installments	<u>\$ —</u>	<u>\$ 6,172</u>

**(11) INVESTMENT IN UNCONSOLIDATED ENTITIES AND JOINT VENTURES**

The Company's Prism Gas Systems I, L.P. ("Prism Gas") subsidiary owns an unconsolidated 50% interest in Waskom Gas Processing Company ("Waskom"), the Matagorda Offshore Gathering System ("Matagorda") and Panther Interstate Pipeline Energy LLC ("PIPE"). As a result, these assets are accounted for by the equity method.

On June 30, 2006, the Company's Prism Gas subsidiary, acquired a 20% ownership interest in a Company which owns the lease rights to the assets of the Bosque County Pipeline ("BCP"). The lease contract terminated in June 2009, and, as such, the investment was fully amortized as of June 30, 2009.

In accounting for the acquisition of the interests in Waskom, Matagorda and PIPE, the carrying amount of these investments exceeded the underlying net assets by approximately \$46,176. The difference was attributable to property and equipment of \$11,872 and equity method goodwill of \$34,304. The excess investment relating to property and equipment is being amortized over an average life of 20 years, which approximates the useful life of the underlying assets. The remaining unamortized excess investment relating to property and equipment was \$9,497, \$10,091 and \$10,685 at December 31, 2009, 2008 and 2007, respectively. The equity-method goodwill is not amortized; however, it is analyzed for impairment annually or if changes in circumstance indicate that a potential impairment exists. No impairment was recorded in 2009, 2008 or 2007.

As a partner in Waskom, the Company receives distributions in kind of natural gas liquids ("NGLs") that are retained according to Waskom's contracts with certain producers. The NGLs are valued at prevailing market prices. In addition, cash distributions are received and cash contributions are made to fund operating and capital requirements of Waskom.

**MARTIN MIDSTREAM GP LLC**  
**NOTES TO CONSOLIDATED BALANCE SHEETS**  
**(Dollars in Thousands)**

Activity related to these investment accounts is as follows:

	<u>Waskom</u>	<u>PIPE</u>	<u>Matagorda</u>	<u>BCP</u>	<u>Total</u>
Investment in unconsolidated entities, December 31, 2007	\$ 70,237	\$ 1,582	\$ 3,693	\$ 178	\$ 75,690
Distributions in kind.....	(9,72)	—	—	—	(9,725)
Return on investments.....	(500)	—	—	—	(500)
Contributions to (distributions from) unconsolidated entities:					
Cash contributions.....	1,250	129	—	80	1,459
Contributions to (distributions from) unconsolidated entities for operations.....	920	—	—	—	920
Return of investments.....	(300)	(180)	(745)	—	(1,225)
Equity in earnings:					
Equity in earnings from operations.....	13,646	(302)	640	(166)	13,818
Amortization of excess investment.....	(550)	(15)	(29)	—	(594)
Investment in unconsolidated entities, December 31, 2008	<u>\$74,978</u>	<u>\$ 1,214</u>	<u>\$ 3,559</u>	<u>\$ 92</u>	<u>\$ 79,843</u>
	<u>Waskom</u>	<u>PIPE</u>	<u>Matagorda</u>	<u>BCP</u>	<u>Total</u>
Investment in unconsolidated entities, December 31, 2008	\$ 74,978	\$ 1,214	\$ 3,559	\$ 92	\$ 79,843
Distributions in kind.....	(5,826)	—	—	—	(5,826)
Distributions from unconsolidated entities.....	(650)	—	—	—	(650)
Contributions to unconsolidated entities:					
Cash contributions.....	—	90	—	—	90
Contributions to unconsolidated entities for operations.....	958	—	—	—	958
Return of investments.....	—	(490)	(375)	(12)	(877)
Equity in earnings:					
Equity in earnings (losses) from operations.....	6,934	602	182	(80)	7,638
Amortization of excess investment.....	(550)	(15)	(29)	—	(594)
Investment in unconsolidated entities, December 31 2009	<u>\$ 75,844</u>	<u>\$ 1,401</u>	<u>\$ 3,337</u>	<u>\$ —</u>	<u>\$ 80,582</u>

Select financial information for significant unconsolidated equity method investees is as follows:

	<u>As of December 31,</u>	
	<u>Total Assets</u>	<u>Partners' Capital</u>
<b>2009</b>		
Waskom.....	<u>\$ 79,604</u>	<u>\$ 70,561</u>
<b>2008</b>		
Waskom.....	<u>\$ 78,661</u>	<u>\$ 67,730</u>

As of December 31, 2009 and December 31, 2008 the amount of the Company's consolidated retained earnings that represents undistributed earnings related to the unconsolidated equity method investees is \$32,717 and \$27,208, respectively. There are no material restrictions to transfer funds in the form of dividends, loans or advances related to the equity method investees.

As of December 31, 2009 and 2008, the Company's interest in cash of the unconsolidated equity method investees is \$704 and \$1,956, respectively.

**MARTIN MIDSTREAM GP LLC**  
**NOTES TO CONSOLIDATED BALANCE SHEETS**  
**(Dollars in Thousands)**

**(12) LONG-TERM DEBT AND CAPITAL LEASES**

At December 31, 2009 and December 31, 2008, long-term debt consisted of the following:

	<b>December 31, 2009</b>	<b>December 31, 2008</b>
** \$267,722 (at December 31, 2008 - \$195,000) Revolving loan facility at variable interest rate (8.08%* weighted average at December 31, 2009), due on November 2012 secured by substantially all of the Company's assets, including, without limitation, inventory, accounts receivable, vessels, equipment, fixed assets and the interests in the Company's operating subsidiaries and equity method investees .....	\$230,251	\$ 165,000
\$67,949 (at December 31, 2008 - \$130,000) Term loan facility at variable interest rate (4.73%* at December 31, 2009), converts to a revolver loan November 2010, secured by substantially all of the Company assets, including, without limitation, inventory, accounts receivable, vessels, equipment, fixed assets and the interests in Company's operating subsidiaries .....	67,949	130,000
Capital lease obligations	6,283	—
Total long-term debt and capital lease obligations	304,483	295,000
Less current installments	111	—
Long-term debt and capital lease obligations, net of current installments	<u>\$304,372</u>	<u>\$295,000</u>

\* Interest rate fluctuates based on the LIBOR rate plus an applicable margin set on the date of each advance. The margin above LIBOR is set every three months. Indebtedness under the credit facility bears interest at LIBOR plus an applicable margin or the base prime rate plus an applicable margin. The applicable margin for revolving loans that are LIBOR loans ranges from 3.50% to 4.75% and the applicable margin for revolving loans that are base prime rate loans ranges from 2.50% to 3.75%. The applicable margin for term loans that are LIBOR loans ranges from 3.50% to 4.75% and the applicable margin for term loans that are base prime rate loans ranges from 2.50% to 3.75%. The applicable margin for existing LIBOR borrowings is 4.50%. Effective January 1, 2010, the applicable margin for existing LIBOR borrowings will remain at 4.50%. As a result of the Company's leverage ratio test as of December 31, 2009, effective April 1, 2010, the applicable margin for existing LIBOR borrowings will remain at 4.50% under the current credit facility.

\*\* Effective October 2008, the Company entered into a cash flow hedge that swaps \$40,000 of floating rate to fixed rate. The fixed rate cost is 2.820% plus the Company's applicable LIBOR borrowing spread. Effective April 2009, the Company entered into two subsequent swaps to lower its effective fixed rate to 2.580% plus the Company's applicable LIBOR borrowing spread. These cash flow hedges mature in October 2010.

\*\* Effective January 2008, the Company entered into a cash flow hedge that swaps \$25,000 of floating rate to fixed rate. The fixed rate cost is 3.400% plus the Company's applicable LIBOR borrowing spread. Effective April 2009, the Company entered into two subsequent swaps to lower its effective fixed rate to 3.050% plus the Company's applicable LIBOR borrowing spread. These cash flow hedges mature in January 2010.

\*\* Effective September 2007, the Company entered into a cash flow hedge that swaps \$25,000 of floating rate to fixed rate. The fixed rate cost is 4.605% plus the Company's applicable LIBOR borrowing spread. Effective March 2009, the Company entered into two subsequent swaps to lower its effective fixed rate to 4.305% plus the Company's applicable LIBOR borrowing spread. These cash flow hedges mature in September 2010.

\*\* Effective November 2006, the Company entered into an interest rate swap that swaps \$30,000 of floating rate to fixed rate. The fixed rate cost is 4.765% plus the Company's applicable LIBOR borrowing spread. This cash flow hedge matures in March 2010.

**MARTIN MIDSTREAM GP LLC**  
**NOTES TO CONSOLIDATED BALANCE SHEETS**  
**(Dollars in Thousands)**

\*\* Effective March 2006, the Company entered into a cash flow hedge that swaps \$75,000 of floating rate to fixed rate. The fixed rate cost is 5.25% plus the Company's applicable LIBOR borrowing spread. Effective February 2009, the Company entered into two subsequent swaps to lower its effective fixed rate to 5.10% plus the Company's applicable LIBOR borrowing spread. These cash flow hedges mature in November 2010.

On November 10, 2005, the Company entered into a new \$225,000 multi-bank credit facility comprised of a \$130,000 term loan facility and a \$95,000 revolving credit facility, which includes a \$20,000 letter of credit sub-limit. This credit facility also includes procedures for additional financial institutions to become revolving lenders, or for any existing revolving lender to increase its revolving commitment, subject to a maximum of \$100,000 for all such increases in revolving commitments of new or existing revolving lenders. Effective June 30, 2006, the Company increased its revolving credit facility \$25,000 resulting in a committed \$120,000 revolving credit facility. Effective December 28, 2007, the Company increased its revolving credit facility \$75,000 resulting in a committed \$195,000 revolving credit facility. Effective December 21, 2009, the Company increased its revolving credit facility \$72,722 resulting in a committed \$267,722 revolving credit facility. The Company decreased its term loan facility \$62,051 resulting in a \$67,949 term loan facility. On November 10, 2010, the term loan converts to a revolver loan which matures on November 9, 2012 along with the aggregate principal amount all outstanding committed revolver loans outstanding on such date.

Under the amended and restated credit facility, as of December 31, 2009, the Company had \$230,251 outstanding under the revolving credit facility and \$67,949 outstanding under the term loan facility. As of December 31, 2009, irrevocable letters of credit issued under the Company's credit facility totaled \$2,120.

As of December 31, 2009, the Company had \$35,351 available under its revolving credit facility. The revolving credit facility is used for ongoing working capital needs and general Company purposes, and to finance permitted investments, acquisitions and capital expenditures. During 2009, draws on the Company's credit facility ranged from a low of \$285,000 to a high of \$315,000.

The Company's obligations under the credit facility are secured by substantially all of the Company's assets, including, without limitation, inventory, accounts receivable, vessels, equipment, fixed assets and the interests in its operating subsidiaries and equity method investees. The Company may prepay all amounts outstanding under this facility at any time without penalty.

In addition, the credit facility contains various covenants, which, among other things, limit the Company's ability to: (i) incur indebtedness; (ii) grant certain liens; (iii) merge or consolidate unless it is the survivor; (iv) sell all or substantially all of its assets; (v) make certain acquisitions; (vi) make certain investments; (vii) make certain capital expenditures; (viii) make distributions other than from available cash; (ix) create obligations for some lease payments; (x) engage in transactions with affiliates; (xi) engage in other types of business; and (xii) incur indebtedness or grant certain liens through its joint ventures.

The credit facility also contains covenants, which, among other things, require the Company to maintain specified ratios of: (i) minimum net worth (as defined in the credit facility) of \$75,000 plus 50% of net proceeds from equity issuances after November 10, 2005; (ii) trailing four quarters of Earnings Before Interest, Taxes, Depreciation and Amortization as defined in the credit facility, ("EBITDA") to interest expense of not less than 3.0 to 1.0 at the end of each fiscal quarter; (iii) total funded debt to EBITDA of not more than 4.75 to 1.00 for each fiscal quarter; and (iv) total secured funded debt to EBITDA of not more than 4.00 to 1.00 for each fiscal quarter. The Company was in compliance with the covenants contained in the credit facility for the years ended December 31, 2009 and 2008.

The credit facility also contains certain default provisions relating to Martin Resource Management. If Martin Resource Management no longer controls the Company's general partner, the lenders under the Company's credit facility may declare all amounts outstanding thereunder immediately due and payable. In addition, an event of default by Martin Resource Management under its credit facility could independently result in an event of default under the Company's credit facility if it is deemed to have a material adverse effect on the Company. Any event of default and corresponding acceleration of outstanding balances under the Company's credit facility could require the

**MARTIN MIDSTREAM GP LLC**  
**NOTES TO CONSOLIDATED BALANCE SHEETS**  
**(Dollars in Thousands)**

Company to refinance such indebtedness on unfavorable terms and would have a material adverse effect on the Company's financial condition and results of operations as well as its ability to make distributions to unitholders.

The Company is required to make certain prepayments under the credit facility. If the Company receives greater than \$15,000 from the incurrence of indebtedness other than under the credit facility, it must prepay indebtedness under the credit facility with all such proceeds in excess of \$15,000. Any such prepayments are first applied to the term loan under the credit facility. The Company must prepay revolving loans under the credit facility with the net cash proceeds from any issuance of its equity. The Company must also prepay indebtedness under the credit facility with the proceeds of certain asset dispositions. Other than these mandatory prepayments, the credit facility requires interest only payments on a quarterly basis until maturity. All outstanding principal and unpaid interest must be paid by November 9, 2012. The credit facility contains customary events of default, including, without limitation, payment defaults, cross-defaults to other material indebtedness, bankruptcy-related defaults, change of control defaults and litigation-related defaults.

In connection with the Company's Stanolind asset acquisition on January 22, 2008, the Company borrowed approximately \$6,000 under its revolving credit facility.

**(13) DERIVATIVE INSTRUMENTS AND HEDGING ACTIVITIES**

The Company's results of operations are materially impacted by changes in crude oil, natural gas and natural gas liquids prices and interest rates. In an effort to manage our exposure to these risks, we periodically enter into various derivative instruments, including commodity and interest rate hedges. We are required to recognize all derivative instruments as either assets or liabilities at fair value on our Consolidated Balance Sheets and to recognize certain changes in the fair value of derivative instruments on our Consolidated Statements of Operations.

The Company performs, at least quarterly, a retrospective assessment of the effectiveness of our hedge contracts, including assessing the possibility of counterparty default. If we determine that a derivative is no longer expected to be highly effective, we discontinue hedge accounting prospectively and recognize subsequent changes in the fair value of the hedge in earnings. As a result of our effectiveness assessment at December 31, 2009, we believe certain hedge contracts will continue to be effective in offsetting changes in cash flow or fair value attributable to the hedged risk.

All derivatives and hedging instruments are included on the balance sheet as an asset or a liability measured at fair value and changes in fair value are recognized currently in earnings unless specific hedge accounting criteria are met. If a derivative qualifies for hedge accounting, changes in the fair value can be offset against the change in the fair value of the hedged item through earnings or recognized in accumulated other comprehensive income ("AOCI") until such time as the hedged item is recognized in earnings. The Company is exposed to the risk that periodic changes in the fair value of derivatives qualifying for hedge accounting will not be effective, as defined, or that derivatives will no longer qualify for hedge accounting. To the extent that the periodic changes in the fair value of the derivatives are not effective, that ineffectiveness is recorded to earnings. Likewise, if a hedge ceases to qualify for hedge accounting, any change in the fair value of derivative instruments since the last period is recorded to earnings; however, any amounts previously recorded to AOCI would remain there until such time as the original forecasted transaction occurs, then would be reclassified to earnings or if it is determined that continued reporting of losses in AOCI would lead to recognizing a net loss on the combination of the hedging instrument and the hedge transaction in future periods, then the losses would be immediately reclassified to earnings.

For derivative instruments that are designated and qualify as cash flow hedges, the effective portion of the gain or loss on the derivative is reported as a component of accumulated other comprehensive income and reclassified into earnings in the same period during which the hedged transaction affects earnings. The effective portion of the derivative represents the change in fair value of the hedge that offsets the change in fair value of the hedged item. To the extent the change in the fair value of the hedge does not perfectly offset the change in the fair value of the hedged item, the ineffective portion of the hedge is immediately recognized in earnings.

**MARTIN MIDSTREAM GP LLC**  
**NOTES TO CONSOLIDATED BALANCE SHEETS**  
**(Dollars in Thousands)**

In March 2008, the FASB amended the provisions of ASC Topic 820 related to fair value measurements and disclosures, which changes the disclosure requirements for derivative instruments and hedging activities. Entities are required to provide enhanced disclosures about (1) how and why an entity uses derivative instruments, (2) how derivative instruments and related hedged items are accounted for and (3) how derivative instruments and related hedged items affect an entity's financial position, financial performance and cash flows. The Company adopted this guidance on January 1, 2009.

***Commodity Derivative Instruments***

The Company is exposed to market risks associated with commodity prices and uses derivatives to manage the risk of commodity price fluctuation. The Company has established a hedging policy and monitors and manages the commodity market risk associated with its commodity risk exposure. The Company has entered into hedging transactions through 2010 to protect a portion of its commodity exposure. These hedging arrangements are in the form of swaps for crude oil, natural gas, and natural gasoline. In addition, the Company is focused on utilizing counterparties for these transactions whose financial condition is appropriate for the credit risk involved in each specific transaction.

Due to the volatility in commodity markets, the Company is unable to predict the amount of ineffectiveness each period, including the loss of hedge accounting, which is determined on a derivative by derivative basis. This may result, and has resulted in increased volatility in the Company's financial results. Factors that have and may continue to lead to ineffectiveness and unrealized gains and losses on derivative contracts include: a substantial fluctuation in energy prices, the number of derivatives the Company holds, and significant weather events that have affected energy production. The number of instances in which the Company has discontinued hedge accounting for specific hedges is primarily due to those reasons. However, even though these derivatives may not qualify for hedge accounting, the Company continues to hold the instruments as it believes they continue to afford the Company opportunities to manage commodity risk exposure.

As of December 31, 2009 and 2008, the Company has both derivative instruments qualifying for hedge accounting with fair value changes being recorded in AOCI as a component of partners' capital and derivative instruments not designated as hedges being marked to market with all market value adjustments being recorded in earnings.

Set forth below is the summarized notional amount and terms of all instruments held for price risk management purposes at December 31, 2009 (all gas quantities are expressed in British Thermal Units, crude oil and natural gas liquids are expressed in barrels). As of December 31, 2009, the remaining term of the contracts extend no later than December 2010, with no single contract longer than one year. For the years ended December 31, 2009, and 2008, changes in the fair value of the Company's derivative contracts were recorded in both earnings and in AOCI as a component of partners' capital.

Transaction Type	Total Volume Per Month	Pricing Terms	Remaining Terms of Contracts	Fair Value
<b><u>Mark to Market Derivatives:</u></b>				
Crude Oil Swap	3,000 BBL	Fixed price of \$72.25 settled against WTI NYMEX average monthly closings	January 2010 to December 2010	(326)
Crude Oil Swap	2,000 BBL	Fixed price of \$69.15 settled against WTI NYMEX average monthly closings	January 2010 to December 2010	(290)
Crude Oil Swap	1,000 BBL	Fixed price of \$104.80 settled against WTI NYMEX average monthly closings	January 2010 to December 2010	<u>275</u>
Total swaps not designated as cash flow hedges				<u>\$ (341)</u>

**MARTIN MIDSTREAM GP LLC**  
**NOTES TO CONSOLIDATED BALANCE SHEETS**  
**(Dollars in Thousands)**

**Cash Flow Hedges:**

Natural Gasoline Swap	1,000 BBL	Fixed price of \$94.14 settled against Mt. Belvieu Non-TET natural gasoline average monthly postings	January 2010 to December 2010	241
Natural Gas Swap	20,000 Mmbtu	Fixed price of \$5.95 settled against IF_ANR_LA first of the month posting	January 2010 to December 2010	42
Natural Gas Swap	12,000 Mmbtu	Fixed price of \$6.005 settled against IF_ANR_LA first of the month posting	January 2010 to December 2010	<u>28</u>
Total swaps designated as cash flow hedges				<u>\$ 311</u>
Total net fair value of commodity derivatives				<u>\$ (30)</u>

Based on estimated volumes, as of December 31, 2009, the Company had hedged approximately 50% of its commodity risk by volume for 2010. The Company anticipates entering into additional commodity derivatives on an ongoing basis to manage its risks associated with these market fluctuations, and will consider using various commodity derivatives, including forward contracts, swaps, collars, futures and options, although there is no assurance that the Company will be able to do so or that the terms thereof will be similar to the Company's existing hedging arrangements.

The Company's credit exposure related to commodity cash flow hedges is represented by the positive fair value of contracts to the Company at December 31, 2009. These outstanding contracts expose the Company to credit loss in the event of nonperformance by the counterparties to the agreements. The Company has incurred no losses associated with counterparty nonperformance on derivative contracts.

On all transactions where the Company is exposed to counterparty risk, the Company analyzes the counterparty's financial condition prior to entering into an agreement, has established a maximum credit limit threshold pursuant to its hedging policy, and monitors the appropriateness of these limits on an ongoing basis. The Company has agreements with three counterparties containing collateral provisions. Based on those current agreements, cash deposits are required to be posted whenever the net fair value of derivatives associated with the individual counterparty exceed a specific threshold. If this threshold is exceeded, cash is posted by the Company if the value of derivatives is a liability to the Company. As of December 31, 2009 the Company has no cash collateral deposits posted with counterparties.

The Company's principal customers with respect to Prism Gas' natural gas gathering and processing are large, natural gas marketing services, oil and gas producers and industrial end-users. In addition, substantially all of the Company's natural gas and NGL sales are made at market-based prices. The Company's standard gas and NGL sales contracts contain adequate assurance provisions which allows for the suspension of deliveries, cancellation of agreements or discontinuance of deliveries to the buyer unless the buyer provides security for payment in a form satisfactory to the Company.

For information regarding fair value amounts and gains and losses on commodity derivative instruments and related hedged items, see "Tabular Presentation of Fair Value Amounts, and Gains and Losses on Derivative Instruments and Related Hedged Items" within this Note.

***Interest Rate Derivative Instruments***

The Company is exposed to market risks associated with interest rates. The Company enters into interest rate swaps to manage interest rate risk associated with the Company's variable rate debt and term loan credit facilities. All derivatives and hedging instruments are included on the balance sheet as an asset or a liability measured at fair value and changes in fair value are recognized currently in earnings unless specific hedge accounting criteria are met. If a derivative qualifies for hedge accounting, changes in the fair value can be offset



**MARTIN MIDSTREAM GP LLC**  
**NOTES TO CONSOLIDATED BALANCE SHEETS**  
**(Dollars in Thousands)**

against the change in the fair value of the hedged item through earnings or recognized in accumulated other comprehensive income (“AOCI”) until such time as the hedged item is recognized in earnings.

The Company has entered into several cash flow hedge agreements with an aggregate notional amount of \$165,000 to hedge its exposure to increases in the benchmark interest rate underlying its variable rate revolving and term loan credit facilities.

The Company designated the following swap agreements as cash flow hedges. Under these swap agreements, the Company pays a fixed rate of interest and receives a floating rate based on a one-month or three-month U.S. Dollar LIBOR rate to match the floating rates of the bank facility at which the Company periodically elects to borrow. Because these swaps are designated as a cash flow hedge, the changes in fair value, to the extent the swap is effective, are recognized in other comprehensive income until the hedged interest costs are recognized in earnings. At the inception of these hedges, these swaps were identical to the hypothetical swap as of the trade date, and will continue to be identical as long as the accrual periods and rate resetting dates for the debt and these swaps remain equal. This condition results in a 100% effective swap for the following hedges:

<u>Date of Hedge</u>	<u>Notional Amount</u>	<u>Paying Fixed Rate</u>	<u>Receiving Floating Rate</u>	<u>Maturity Date</u>
April 2009	\$40,000	1.000%	1 Month LIBOR	October 2010
April 2009	\$25,000	0.720%	1 Month LIBOR	January 2010
March 2009	\$25,000	1.290%	1 Month LIBOR	September 2010
February 2009	\$75,000	1.295%	1 Month LIBOR	November 2010

The following interest rate swaps have been de-designated as cash flow hedges by the Company:

<u>Date of Hedge</u>	<u>Notional Amount</u>	<u>Paying Fixed Rate</u>	<u>Receiving Floating Rate</u>	<u>Maturity Date</u>
September 2007	\$25,000	4.605%	3 Month LIBOR	September 2010
March 2006	\$75,000	5.250%	3 Month LIBOR	November 2010
October 2008	\$40,000	2.820%	3 Month LIBOR	October 2010
January 2008	\$25,000	3.400%	3 Month LIBOR	January 2010

The following interest rate swaps have not been designated as cash flow hedges by the Company:

<u>Date of Hedge</u>	<u>Notional Amount</u>	<u>Paying Fixed Rate</u>	<u>Receiving Floating Rate</u>	<u>Maturity Date</u>
November 2006	\$30,000	4.765%	3 Month LIBOR	March 2010

<u>Date of Hedge</u>	<u>Notional Amount</u>	<u>Receiving Fixed Rate</u>	<u>Paying Floating Rate</u>	<u>Maturity Date</u>
April 2009	\$25,000	1.070%	3 Month LIBOR	January 2010
April 2009	\$40,000	1.240%	3 Month LIBOR	October 2010
March 2009	\$25,000	1.590%	1 Month LIBOR	September 2010
February 2009	\$75,000	1.445%	1 Month LIBOR	November 2010

These swaps have been recorded at fair value with an offset to current earnings.

The net effective fixed rate for the Company’s hedged portion of long-term debt is 4.17% as of December 31, 2009. See Note 12 for more information on the Company’s long-term debt and related interest rates.

For information regarding fair value amounts and gains and losses on interest rate derivative instruments and related hedged items, see “Tabular Presentation of Fair Value Amounts, and Gains and Losses on Derivative Instruments and Related Hedged Items” within this Note.

**MARTIN MIDSTREAM GP LLC**  
**NOTES TO CONSOLIDATED BALANCE SHEETS**  
**(Dollars in Thousands)**

***Tabular Presentation of Fair Value Amounts, and Gains and Losses on Derivative Instruments and Related Hedged Items***

The following table summarizes the fair values and classification of our derivative instruments in our Consolidated Balance Sheet:

<b>Fair Values of Derivative Instruments in the Consolidated Balance Sheet</b>					
Derivative Assets			Derivative Liabilities		
Fair Values			Fair Values		
December 31,			December 31,		
Balance Sheet Location	2009	2008	Balance Sheet Location	2009	2008
Derivatives designated as hedging instruments:					
Current Assets:			Current Liabilities:		
Interest rate contracts.....Fair value of derivatives	\$ —	\$ —	Fair value of derivatives	\$ 923	\$ 5,427
Commodity contracts.....Fair value of derivatives	<u>311</u>	<u>2,430</u>	Fair value of derivatives	<u>—</u>	<u>—</u>
	<u>311</u>	<u>2,430</u>		<u>923</u>	<u>5,427</u>
Non-current Assets:			Non-current Liabilities:		
Interest rate contracts.....Fair value of derivatives	—	—	Fair value of derivatives	—	4,050
Commodity contracts.....Fair value of derivatives	<u>—</u>	<u>716</u>	Fair value of derivatives	<u>—</u>	<u>—</u>
	<u>—</u>	<u>716</u>		<u>—</u>	<u>4,050</u>
Total derivatives designated as hedging instruments	<u>\$ 311</u>	<u>\$ 3,146</u>		<u>\$ 923</u>	<u>\$ 9,477</u>
Derivatives not designated as hedging instruments:					
Current Assets:			Current Liabilities:		
Interest rate contracts.....Fair value of derivatives	\$ 1,286	\$ —	Fair value of derivatives	\$ 5,688	\$ 1,051
Commodity contracts.....Fair value of derivatives	<u>275</u>	<u>1,193</u>	Fair value of derivatives	<u>616</u>	<u>—</u>
	<u>1,561</u>	<u>1,193</u>		<u>6,304</u>	<u>1,051</u>
Non-current Assets:			Non-current Liabilities:		
Interest rate contracts.....Fair value of derivatives	—	—	Fair value of derivatives	—	252
Commodity contracts.....Fair value of derivatives	<u>—</u>	<u>753</u>	Fair value of derivatives	<u>—</u>	<u>—</u>
	<u>—</u>	<u>753</u>		<u>—</u>	<u>252</u>
Total derivatives not designated as hedging instruments	<u>\$ 1,561</u>	<u>\$ 1,946</u>		<u>\$ 6,304</u>	<u>\$ 1,303</u>

**(14) COMMITMENTS AND CONTINGENCIES**

As a result of a routine inspection by the U.S. Coast Guard of the Company's tug Martin Explorer at the Freeport Sulfur Dock Terminal in Tampa, Florida, the Company has been informed that an investigation has been commenced concerning a possible violation of the Act to Prevent Pollution from Ships, 33 USC 1901, et. seq., and the MARPOL Protocol 73/78. In connection with this matter, two employees of Martin Resource Management who provide services to the Company were served with grand jury subpoenas during the fourth quarter of 2007. The Company is cooperating with the investigation and, as of the date of this report, no formal charges, fines and/or penalties have been asserted against the Company.

**MARTIN MIDSTREAM GP LLC**  
**NOTES TO CONSOLIDATED BALANCE SHEETS**  
**(Dollars in Thousands)**

In addition to the foregoing, from time to time, the Company is subject to various claims and legal actions arising in the ordinary course of business. In the opinion of management, the ultimate disposition of these matters will not have a material adverse effect on the Company.

On May 2, 2008, the Company received a copy of a petition filed in the District Court of Gregg County, Texas (the "Court") by Scott D. Martin (the "Plaintiff") against Ruben S. Martin, III (the "Defendant") with respect to certain matters relating to Martin Resource Management. The Defendant is an executive officer of Martin Resource Management, the Plaintiff and the Defendant are executive officers of the Company's general partner, the Defendant is a director of both Martin Resource Management and the Company's general partner, and the Plaintiff is a director of Martin Resource Management. The lawsuit alleged that the Defendant breached a settlement agreement with the Plaintiff concerning certain Martin Resource Management matters and that the Defendant breached fiduciary duties allegedly owed to the Plaintiff in connection with their respective ownership and other positions with Martin Resource Management. Prior to the trial of this lawsuit, the Plaintiff dropped his claims against the Defendant relating to the breach of fiduciary duty allegations. The Company is not a party to the lawsuit and the lawsuit does not assert any claims (i) against the Company, (ii) concerning the Company's governance or operations or (iii) against the Defendant with respect to his service as an officer or director of the Company's general partner.

In May 2009, the lawsuit went to trial and on June 18, 2009, the Court entered a judgment (the "Judgment") with respect to the lawsuit as further described below. In connection with the Judgment, the Defendant has advised us that he has filed a motion for new trial, a motion for judgment notwithstanding the verdict and a notice of appeal. In addition, on June 22, 2009, the Plaintiff filed a notice of appeal with the Court indicating his intent to appeal the Judgment. The Defendant has further advised the Company that on June 30, 2009 he posted a cash deposit in lieu of a bond and the judge has ruled that as a result of such deposit, the enforcement of any of the provisions in the Judgment is stayed until the matter is resolved on appeal. Accordingly, during the pendency of the appeal process, no change in the makeup of the Martin Resource Management Board of Directors is expected.

The Judgment awarded the Plaintiff monetary damages in the approximate amount of \$3,200, attorney's fees of approximately \$1,600 and interest. In addition, the Judgment grants specific performance and provides that the Defendant is to (i) transfer one share of his Martin Resource Management common stock to the Plaintiff, (ii) take such actions, including the voting of any Martin Resource Management shares which the Defendant owns, controls or otherwise has the power to vote, as are necessary to change the composition of the Board of Directors of Martin Resource Management from a five-person board, currently consisting of the Defendant and the Plaintiff as well as Wes Skelton, Don Neumeyer, and Bob Bondurant (executive officers of Martin Resource Management and the Company), to a four-person board to consist of the Defendant and his designee and the Plaintiff and his designee, and (iii) take such actions as are necessary to change the trustees of the Martin Resource Management Employee Stock Ownership Trust (the "MRMC ESOP Trust"), currently consisting of the Defendant, the Plaintiff and Wes Skelton, to just the Defendant and the Plaintiff. The Judgment is directed solely at the Defendant and is not binding on any other officer, director or shareholder of Martin Resource Management or any trustee of a trust owning Martin Resource Management shares. The Judgment with respect to (ii) above terminated on February 17, 2010, and with respect to (iii) above on the 30th day after the election by the Martin Resource Management shareholders of the first successor Martin Resource Management board after February 17, 2010. However, any enforcement of the Judgment is stayed pending resolution of the appeal relating to it.

On September 5, 2008, the Plaintiff and one of his affiliated partnerships (the "SDM Plaintiffs"), on behalf of themselves and derivatively on behalf of Martin Resource Management, filed suit in a Harris County, Texas district court against Martin Resource Management, the Defendant, Robert Bondurant, Donald R. Neumeyer and Wesley Skelton, in their capacities as directors of Martin Resource Management (the "MRMC Director Defendants"), as well as 35 other officers and employees of Martin Resource Management (the "Other MRMC Defendants"). In addition to their respective positions with Martin Resource Management, Robert Bondurant, Donald Neumeyer and Wesley Skelton are officers of the Company's general partner. We are not a party to this lawsuit, and it does not assert any claims (i) against the Company, (ii) concerning the Company's governance or operations or (iii) against the MRMC Director Defendants or other MRMC Defendants with respect to their service to the Company.

**MARTIN MIDSTREAM GP LLC**  
**NOTES TO CONSOLIDATED BALANCE SHEETS**  
**(Dollars in Thousands)**

The SDM Plaintiffs allege, among other things, that the MRMC Director Defendants have breached their fiduciary duties owed to Martin Resource Management and the SDM Plaintiffs, entrenched their control of Martin Resource Management and diluted the ownership position of the SDM Plaintiffs and certain other minority shareholders in Martin Resource Management, and engaged in acts of unjust enrichment, excessive compensation, waste, fraud and conspiracy with respect to Martin Resource Management. The SDM Plaintiffs seek, among other things, to rescind the June 2008 issuance by Martin Resource Management of shares of its common stock under its 2007 Long-Term Incentive Plan to the Other MRMC Defendants, remove the MRMC Director Defendants as officers and directors of Martin Resource Management, prohibit the Defendant, Wesley Skelton and Robert Bondurant from serving as trustees of the MRMC Employee Stock Ownership Plan, and place all of the Martin Resource Management common shares owned or controlled by the Defendant in a constructive trust that prohibits him from voting those shares. The SDM Plaintiffs have amended their Petition to eliminate their claims regarding rescission of the issue by Martin Resource Management of shares of its common stock to the MRMC Employee Stock Ownership Plan. The case was abated in July 2009 during the pendency of a mandamus proceeding in the Texas Supreme Court. The Supreme Court denied mandamus relief on November 20, 2009. As of March 4, 2010, no further action has been taken at the trial court level in this matter.

The lawsuits described above are in addition to (i) a separate lawsuit filed in July 2008 in a Gregg County, Texas district court by the daughters of the Defendant against the Plaintiff, both individually and in his capacity as trustee of the Ruben S. Martin, III Dynasty Trust, which suit alleges, among other things, that the Plaintiff has engaged in self-dealing in his capacity as a trustee under the trust, which holds shares of Martin Resource Management common stock, and has breached his fiduciary duties owed to the plaintiffs, and who are beneficiaries of such trust, and (ii) a separate lawsuit filed in October 2008 in the United States District Court for the Eastern District of Texas by Angela Jones Alexander against the Defendant and Karen Yost in their capacities as a former trustee and a trustee, respectively, of the R.S. Martin Jr. Children Trust No. One (f/b/o Angela Santi Jones), which holds shares of Martin Resource Management common stock, which suit alleges, among other things that the Defendant and Karen Yost breached fiduciary duties owed to the plaintiff, who is the beneficiary of such trust, and seeks to remove Karen Yost as the trustee of such trust. With respect to the lawsuit described in (i) above, the Company has been informed that the Plaintiff has resigned as a trustee of the Ruben S. Martin, III Dynasty Trust. With respect to the lawsuit described in (ii) above, Angela Jones Alexander has amended her claims to include her grandmother, Margaret Martin, as a defendant. With respect to the lawsuit referenced in (i) above, the case was tried in October 2009 and the jury returned a verdict in favor of the Defendant's daughters against the Plaintiff in the amount of \$4,900. On December 22, 2009, the court entered a judgment, reflecting an amount consistent with the verdict, and additionally awarded attorneys' fees and interest. On January 7, 2010, the court modified its original judgment and awarded the Defendant's daughters approximately \$2,700 in damages, including interest and attorneys' fees. The Plaintiff has appealed the judgment.

On September 24, 2008, Martin Resource Management removed Plaintiff as a director of the general partner of the Company. Such action was taken as a result of the collective effect of Plaintiff's then recent activities, which the Board of Directors of Martin Resource Management determined were detrimental to both Martin Resource Management and the Company. The Plaintiff does not serve on any committees of the board of directors of the Company's general partner. The position on the board of directors of the Company's general partner vacated by the Plaintiff may be filled in accordance with the existing procedures for replacement of a departing director utilizing the Nominations Committee of the board of directors of the general partner of the Company. This position on the board of directors has not been filled as of March 4, 2010.

On February 22, 2010 as a result of the Harris County Litigation being derivative in nature, Martin Resource Management formed a special committee of its Board of Directors and designated such committee as the Martin Resource Management authority for the purpose of assessing, analyzing and monitoring the Harris County Litigation and any other related litigation and making any and all determinations in respect of such litigation on behalf of Martin Resource Management. Such authorization includes, but is not limited to, reviewing the merits of the litigation, assessing whether to pursue claims or counterclaims against various persons or entities, assessing whether to appoint or retain experts or disinterested persons to make determinations in respect of such litigation, and advising and directing Martin Resource Management's general counsel and outside legal counsel with respect to such litigation. The special committee consists of all members of the Martin Resource Management Board of Directors other than the Plaintiff or the Defendant.

**MARTIN MIDSTREAM GP LLC**  
**NOTES TO CONSOLIDATED BALANCE SHEETS**  
**(Dollars in Thousands)**

**(15) SUBSEQUENT EVENTS**

*Acquisition by Waskom of the Harrison Pipeline System.* On January 15, 2010, the Company, through Prism Gas, as 50% owner and the operator of Waskom Gas Processing Company (“WGPC”), through WGPC’s wholly owned subsidiaries Waskom Midstream LLC and Olin Gathering LLC, acquired from Crosstex North Texas Gathering, L.P., a 100% interest in approximately 62 miles of gathering pipeline, two 35 MMcf/d dew point control plants and equipment referred to as the Harrison Pipeline System. The Company’s share of the acquisition cost is approximately \$20,000.

*Fifth Amendment to Credit Agreement.* On January 14, 2010, the Company entered into a Fifth Amendment (the “Fifth Amendment”) to the Credit Agreement. The Fifth Amendment modified the Credit Agreement to, among other things, (1) permit the Company to invest up to \$25,000 in its joint ventures and (2) limit the Company’s ability to make capital expenditures.

*Increase Joinder.* On February 25, 2010, the Company entered into a Commitment Increase and Joinder Agreement (the “Increase Joinder”) with respect to the Credit Agreement. The Increase Joinder increased the maximum amount of borrowings and letters of credit under the Company’s credit facility from approximately \$335,670 to \$350,000.

*Public Offering.* On February 8, 2010, the Company completed a public offering of 1,650,000 common units at a price of \$32.35 per common unit, before the payment of underwriters’ discounts, commissions and offering expenses (per unit value is in dollars, not thousands). Following this offering, the common units represented a 93.3% limited partner interest in the Company. Total proceeds from the sale of the 1,650,000 common units, net of underwriters’ discounts, commissions and offering expenses were \$50,585. The Company’s general partner contributed \$1,089 in cash to the Company in conjunction with the issuance in order to maintain its 2% general partner interest in the Company. On February 8, 2010, the Company made a \$45,000 payment to reduce the outstanding balance under its revolving credit facility.

The Company has evaluated subsequent events from the balance sheet date through March 4, 2010, the date at which the balance sheet was available to be issued, and determined that there are no other items to disclose.

MARTIN MIDSTREAM PARTNERS  
COMPANY INFORMATION

**Principal Officers**  
**Martin Midstream GP LLC**

**Ruben S. Martin III**  
President  
Chief Executive Officer

**Robert D. Bondurant**  
Executive Vice President  
Chief Financial Officer

**Donald R. Neumeyer**  
Executive Vice President  
Chief Operating Officer

**Wesley M. Skelton**  
Executive Vice President  
Chief Administrative Officer

**Randall C. Tauscher**  
Executive Vice President  
Head of Sulfur Services Segment

**Board of Directors**  
**Martin Midstream GP LLC**

**Ruben S. Martin III**  
President  
Chief Executive Officer  
Martin Midstream GP LLC

**Joe N. Averett, Jr.**  
Former President and  
Chief Executive Officer  
Crystal Gas Storage, Inc.

**Howard R. Hackney**  
Director  
Texas Bank & Trust  
Federal Home Loan Bank of Dallas

**C. Scott Massey**  
Certified Public Accountant  
C. Scott Massey, CPA LLC  
ManagerSandstone Ventures LLC

**C. Henry (Hank) Still**  
Partner and Head of Corporate Practice  
Kelly Hart & Hallman LLP

**Corporate Offices**  
**Martin Midstream GP LLC**

4200 Stone Road  
Kilgore, Texas 75662  
(903) 983-6200

**Transfer Agent**

BNY Mellon Shareowner Services  
480 Washington Boulevard  
Jersey City, New Jersey 07310  
(800) 301-0911  
[www.bnymellon.com/shareowner](http://www.bnymellon.com/shareowner)

**Auditors**

KPMG LLP  
333 Texas Street  
Suite 1900  
Shreveport, Louisiana 71101

**Units Traded**

NASDAQ Global Select Market  
Symbol: MMLP

**Investor Information**

Updated investor information on  
the Company is available on our  
website [www.martinmidstream.com](http://www.martinmidstream.com)  
Inquiries can also be sent to  
[info@martinmidstream.com](mailto:info@martinmidstream.com)



4200 Stone Road  
Kilgore, Texas 75662  
903-983-6200

[www.martinmidstream.com](http://www.martinmidstream.com)