



Contents

- 01 Highlights 2015
- 03 Chairman's Letter
- 05 Interim Chief Executive Officer's Report
- 07 Resources and Additional Exploration Targets
- 12 Operations Review
- 18 Financial Report

Our Company

Tigers Realm Coal Limited

Tigers Realm Coal Limited (Tigers Realm Coal, TIG, or the Company) is an ASX-listed coking coal company.

The Company is developing two coking coal projects, Amaam and Amaam North in the Chukotka Autonomous Okrug (District) of far eastern Russia, both within 35km of port access and close to targeted North Asian steel markets.

TIG is aiming to become a significant participant in the seaborne coking coal market through the development of its projects. The Company is focused on exploration and development to operation of its coking coal deposits. TIG is committed to creating long term sustainable benefits for the communities and regions in which it operates.

The Company's corporate office is located in Melbourne with key management personnel based in its Moscow office.

Our Values

Four core values underpin everything we do:

- **Respect** – treating our people, communities and stakeholders with respect and understanding.
- **Care** – for our people and the environment. An overriding commitment to ensuring our people finish work each day without suffering injury or harm. Minimising our impact on the environment.
- **Integrity** – being honest and open in the way we communicate and work. Doing what we say we will do.
- **Delivery** – Empowering our people to excel. Consistently delivering on our plans and goals.



Highlights 2015

- + Combined Coal Resources at the Amaam and Amaam North deposits increased by 18% to 632Mt following successful drilling campaigns.
- + Resources at Project F, the initial development project at Amaam North, increased by 53.6% to 110.6Mt and contain an Initial Reserve of 9.2Mt.
- + Successful and safe operation of the Company-owned Beringovsky Port and Coal Terminal, with 88,976 tonnes of coal trans-shipped in 2015 and 6,286 tonnes of other cargo handled through the port.
- + Approval received from the Main State Expertise and the State Ecological Expertise for the overall design documentation of an open pit mine at Project F.
- + Project F coke strength test work confirms Project F coal to be a semi-hard coking coal similar to several well-known Queensland coking coals and well suited to common coke feed blends used in North Asian steel mills.
- + Signing of a non-binding term sheet for RUB 1.5 million (approximately US\$21 million) with Fond Vostok for construction of the site access and haulage road.
- + Early stage development works commenced at Project F site.
- + Corporate overhead reduction and all key management personnel centred in Moscow.
- + No bank debt.





“The Company remains in a strong position as it carries no significant debt and is hence positively differentiated from many competitor mining companies within its peer group. It is well positioned to respond to early market signals, which will announce the inevitable return of a better balanced market.”

Amaam North site accommodation

Chairman's Letter



Craig Wiggill
Non-Executive Chairman

Dear Shareholders,

I am pleased to be writing to you as Chairman, having being appointed to the role effective from October 1, 2015 as part of a broad corporate restructuring of the Company. The objective of this restructuring was to enable us to meet the very significant market and resource sector challenges that prevail today, as well as to focus our management effort in Moscow from which the development of the Chukotka projects is now being managed.

On behalf of the Board I would like to thank Tony Manini, who elected to step down as Chairman and Director after having provided both competent and valued leadership since the inception of the Company. I thank also Craig Parry, who stepped down as Chief Executive Officer after a successful three-year tenure. During this period the Company completed the Feasibility Study and secured the mining licence for Project F, acquired the Beringovsky Coal Terminal Port and delivered the first component of the mining fleet to support a start-up operation at Project F.

Peter Balka, formerly Chief Operating Officer, was appointed to the role of interim Chief Executive Officer based in Moscow with other key management personnel including Denis Kurochkin, the Chief Financial Officer, who has also assumed the role of General Director of the Russian entities.

In line with the significant downturn in most commodity markets, 2015 proved another difficult year for coking coal with benchmark prices down some 30% over the course of the year. As a result of this weakness there has been a significant deterioration in long term coking coal price forecasts. As a result the Company recognised a A\$160.41 million non-cash write-down of the carrying value of its Amaam and Amaam North projects with the release of the 2015 full-year results in March 2016. Notwithstanding this write-down, the Company remains in a strong position as it carries no significant debt and is hence positively differentiated from many competitor mining companies within its peer group. It is well positioned to respond to early market signals, which will announce the inevitable return of a better balanced market.

The Company's restructuring and project development achievements during 2015 have been underpinned by the commitment of the management team and principal shareholders to the achievement of the Company's long term goals. Core elements to the strategy have been to ensure both the protection of the exploration and mining licence tenures as well as to build the core competencies within the team, firstly achieve coal production from Project F within the Amaam North property and, thereafter, the full development of the mining operations utilising the significant coal resources identified at both Amaam and Amaam North to service the raw material requirements of the metallurgical industry in Asia.

Our near term Company strategy is to bring together the elements of financing for Project F in a fashion and timing that meets both market demand and economic sustainability. I am pleased to report we continue to enjoy strong support from the Chukotka Government for our projects, providing assistance in our interaction with the Federal Government and its agencies, and supporting our community engagement activities.

On behalf of the Board, I would like to extend my sincere thanks to all of our employees for their ongoing dedication and hard work in driving us towards our long term objectives. I also thank our shareholders, partners and stakeholders for their ongoing support through this challenging period in the market sector.

I look forward to keeping you informed of our further progress during the course of 2016.

Craig Wiggill
Non-Executive Chairman



The 110.6Mt Project F Resource, increased following drilling in 2015, is expected to increase mine life and capacity to add significant value to Project F, the starter operation on the licences.

Arinay Lagoon

Interim Chief Executive Officer's Report



Peter Balka
Interim Chief Executive Officer

I am pleased to report that we continued to make progress in the development of our Amaam projects in 2015. We achieved a number of milestones that are essential in our transition from explorer and developer to producer.

Our focus in 2015, and ongoing in 2016, was to advance the low capital and operating cost Project F mine development at Amaam North to production. In addition to the pursuit of project finance, key operating, licencing and permitting requirements were also achieved. We were successful in signing a non-binding term sheet for RUB 1.5 million (approximately US\$21 million) with Fond Vostok for construction of the site access and haulage road. Discussions with other potential financiers for the remaining project finance progressed through the year, but at this stage the funds have not been secured.

Operationally, activities are focused on updating the 2014 Project F Feasibility Study, targeted exploration to increase and improve confidence in Resources at Project F and Amaam, continued marketing of our product coals and the safe and efficient operation of Port Ugolny at Beringovsky, which we acquired in 2014. The Company also implemented a number of cost reduction measures, including reductions in corporate personnel numbers, contractors and contractor rates.

Key achievements in 2015 include:

- Combined Coal Resources at the Amaam and Amaam North deposits increased by 18% to 632Mt following successful winter and summer drilling campaigns. Resources at Project F, the initial development project at Amaam North, increased by 53.6% to 110.6Mt, and contain an initial Reserve of 9.2Mt.
- Successful and safe operation of the Company-owned Beringovsky Port and Coal Terminal. In 2015, 88,976 tonnes of coal was trans-shipped and 6,286 tonnes of other cargo was handled through the port.
- Approval was received from the Main State Expertise (Glagosexpertiza) and the State Ecological Expertise (Rosprirodnadzor) for the overall design documentation of an open pit mine at Project F. In conjunction with the mining licence received in 2014, these and other granted minor approvals allow mining to commence.
- Completion of two rounds of Project F coke strength test work, which confirmed Project F coal to be a semi-hard coking coal, which is similar to several well-known Queensland coking coals and well suited to common coke feed blends used in North Asian steel mills.
- Early stage development works commenced at Project F site.

The Project F Feasibility Study completed in 2014 proved it to be an attractive investment opportunity. The increase in Resources from 27Mt at the time of the Feasibility Study (November 2014) to 110Mt currently as a result of incorporating the Project F extension areas to the north and west, will enable us to update the Study in 2016. It is anticipated that the larger Resource base will result in Project F having a production rate greater than 1Mtpa and/or a longer mine life, with reduced steady state operating costs compared to the 2014 Feasibility Study. This will ensure Project F has good potential in the current market environment as it will be one of the most cost-efficient mines on the international sea-borne market.

Complementary to Project F and Amaam North is Amaam, our large scale coking coal deposit with Total Resources of 521Mt, located 40km from Amaam North and 30km from the deep water port site proposed at Arinay Lagoon. Amaam is an important medium to long term value driver for us as an operation in its own right, and as part of an integrated Amaam-Amaam North operation connected via a road or railway line.

Work at Amaam is currently focused on licence compliance and review of the geological model. There is scope for the already large resource at Amaam to be increased further following drilling down dip of recently mapped coal seams.

Interim Chief Executive Officer's Report continued

For 2016 our goals include:

- acquisition of funding for Project F;
- cost effective management of our current operations;
- completing the update and optimisation to the Project F Feasibility Study;
- progressing marketing to support funding for production from Project F;
- continuing mine detailed engineering and permitting to support mine development; and
- completion of H1 2016 Project F drilling for customer coking coal samples and expansion of the Project F mining licence.

I look forward to keeping you up to date on our progress as each milestone is achieved.

In conclusion, Tigers Realm Coal continued to make progress in 2015 in spite of challenging conditions faced in financial and coal markets. As we progress through 2016 the Company will continue to advance the development of Project F with the aim, subject to the securing of project finance, of commencing development and production in 2017.

I would like to thank our employees for an outstanding effort during a year of many challenges.

I also thank our shareholders for their continued support.



Peter Balka
Interim Chief Executive Officer



Entry to Arinay Lagoon

Resources and Additional Exploration Targets

Amaam Resource Estimate

Totals below may not sum due to rounding.

Measured Resources^c for the Amaam Project (100% Basis)

Area	Open Pit ¹ (Mt)	Underground ² (Mt)	Total (Mt)
Area 3	1.1	-	1.1
Area 2	2	-	2
Total (rounded)	3.1	0.0	3.1

Indicated Resources^b for the Amaam Project (100% Basis)

Area	Open Pit ¹ (Mt)	Underground ² (Mt)	Total (Mt)
Area 2	7	-	7
Area 3	47	0.7	48
Area 4	35	0.8	36
Total (rounded)	89	2	91

Inferred Resources^a for the Amaam Project (100% Basis)

Area	Open Pit ¹ (Mt)	Underground ² (Mt)	Total (Mt)
Area 2	2	-	2
Area 3	127	14	141
Area 4	204	70	274
Cretaceous	4	7	11
Total (rounded)	337	91	428

Total Resources for the Amaam Project (100% Basis)

Area	Open Pit ¹ (Mt)	Underground ² (Mt)	Total (Mt)
Area 2	11	-	11
Area 3	175	15	190
Area 4	239	71	310
Cretaceous	4	7	11
Total (rounded)	425	93	521

1. Assumes coal seams greater than 0.3m to a depth of 400m for Areas 2 – 4. Assumes coal seams greater than 0.3m to a depth of 75m for Cretaceous (refer to page 16).

2. Assumes coal seams greater than 1.2m deeper than 400m and up to 800m for Areas 2 – 4. Assumes coal seams greater than 1.2m and deeper than 75m for Cretaceous.

Coal Quality by Area (Air Dried Basis)

	Area 2	Area 3	Area 4EC	Total
Mt	11	190	310	510
Relative density g/cm ³	1.61	1.60	1.63	1.62
Air dried moisture %	1.0	1.0	1.2	1.7
Ash %	32.2	32.6	34.5	33.7
Volatile matter %	22.7	23.0	23.6	23.3
Fixed carbon %	39.2	42.1	37.1	39.0
Sulphur %	0.9	0.9	0.8	0.83
Calorific value kcal/kg	5,098	5,362	4,946	5,102

Resources and Additional Exploration Targets continued

Coal Quality by Depth – Areas 2, 3 and 4 (Air Dried Basis)

Depth	Tonnage Mt	RD Ad	Moisture % Ad	Ash % Ad	VM % Ad	FC % Ad	TS % Ad	CV Kcal/kg, Ad
0 – 100m	108	1.61	1.0	33.3	22.8	38.8	0.84	5,047
100 – 200m	109	1.60	1.1	32.6	23.3	39.4	0.92	5,146
200 – 300m	111	1.61	1.1	33.0	23.7	39.3	0.89	5,168
300 – 400m	98	1.63	1.1	34.3	23.2	38.5	0.86	5,053

Coal Quality by Depth – Cretaceous (Air Dried Basis)

Depth	Tonnage Mt	RD Ad	Moisture % Ad	Ash % Ad	VM % Ad	FC % Ad	TS % Ad	CV Kcal/kg, Ad
0 – 75m	4	1.62	1.1	30.3	24.6	44.0	0.34	5,658
75 – 800m	7	1.61	1.0	29.6	24.0	45.4	1.98	5,702

Amaam North Resource Estimate

Totals below may not sum due to rounding.

Coal Resources for the Amaam North – Project F (100% Basis)

Resource Category	Open Pit ¹ (Mt)	Underground ² (Mt)	Total (Mt)
Measured ^C – coking	22.0	0	22
Indicated ^B – coking	46.3	5.7	52.0
Inferred ^A – coking	14.0	17.6	31.6
Indicated ^B – thermal	3.7	0	3.7
Inferred ^A – thermal	1.3	0	1.3
Total (Mt)	87.3	23.3	110.6

By Depth	Coking Open Pit ¹ (Mt)	Thermal Open Pit ¹ (Mt)	Coking Underground ² (Mt)	Total (Mt)
Surface to 50m	12.3	5.0	0	17.3
50m to 100m	16.1	0	0.6	16.7
100m to 150m	13.2	0	1.6	14.8
Greater than 150m	40.6	0	21.2	61.8
Total	82.2	5.0	23.4	110.6

Coal Quality⁴ (Air Dried Basis)

	Tonnage (Mt)	Relative Density	Ash (%)	Inherent Moisture (%)	Volatile Matter (%)	Fixed Carbon (%)	Gross Calorific Value (kcal/kg)	Total Sulphur (%)
Open pit ¹	87.3	1.45	17.5	1.18	26.6	54.7	6,700	0.28
Underground ²	23.3	1.42	14.5	1.11	26.7	57.7	7,020	0.27
Total	110.6	1.44	16.9	1.16	26.6	55.3	6770	0.28

Coal Quality by Ply⁴ (Air Dried Basis)

Ply	Mt	ISD g/cm ³	ADM %	Ash	VM %	FC %	S %	CV kcal/kg
5	2.2	1.47	1.8	19.4	27.5	51.4	0.56	6,400
422	4.7	1.42	1.1	15.6	27.2	56.2	0.71	6,965
421	10.1	1.41	1.3	13.8	27.6	57.4	0.29	7,048
41	31.7	1.42	1.3	13.9	27.4	57.5	0.25	7,007
401	0.2	1.55	1.5	28.8	23.2	46.6	0.24	5,635
402	1.6	1.37	1.3	10.2	29.1	59.5	0.19	7,445
35	6.9	1.49	1.0	22.0	26.0	50.9	0.25	6,306
34	2.9	1.49	1.1	24.2	25.8	48.9	0.25	6,097
33	2.1	1.52	1.1	23.7	26.2	47.5	0.27	5,966
32	3.8	1.47	1.1	19.1	27.1	52.8	0.23	6,587
31	3.2	1.49	1.0	22.3	25.7	51.0	0.22	6,283
22	3.5	1.46	1.0	18.7	26.6	53.7	0.26	6,615
21	5.3	1.53	1.0	23.6	24.7	50.7	0.26	6,129
12	6.5	1.48	1.0	20.6	24.5	54.0	0.27	6,455
11	2.6	1.56	1.0	27.9	22.5	48.7	0.25	5,774
WS4³	23.3	1.42	1.1	14.5	26.7	57.7	0.27	7,020
Total	110.6	1.44	1.2	17.0	26.6	55.2	0.28	6,765

1. Assumes coal seams greater than 0.3m to a depth of 150m.

2. Assumes coal seams greater than 1.2m and deeper than 150m.

3. Underground working section on Seam 4.

4. All averages are subject to rounding of base data.

Amaam North Reserve Estimate

Amaam North run-of-mine (ROM) Coal Reserves^E total 9.2Mt, of which 5.6Mt are Proven and 3.6Mt are Probable. Marketable (Product) Coal Reserves total 6.7Mt.

Amaam North ROM Coal Reserves^E

JORC Classification	ROM Coking Coal	ROM Thermal Coal	ROM Total
Proven reserves	5.6	-	5.6
Probable reserves	1.7	1.9	3.6
ROM total	7.3	1.9	9.2

Amaam North Product Coal Reserves^E

JORC Classification	Product Coking Coal	Product Thermal Coal	Product Total
Proven reserves	3.8	-	3.8
Probable reserves	1.0	1.9	2.9
Product total	4.8	1.9	6.7

Resources and Additional Exploration Targets continued

Amaam and Amaam North Exploration Targets

The tables below outline the additional exploration target by area for the project's two licences, Amaam and Amaam North. The total exploration target is 115Mt to 410Mt, comprising an exploration target of 25Mt to 40Mt tonnes at Amaam and an exploration target of 90Mt to 370Mt tonnes at Amaam North. Totals below may not sum due to rounding. The potential quantity and grade of the exploration target is conceptual in nature, and there has been insufficient exploration to estimate a Coal Resource. It is uncertain if further exploration will result in the estimation of a Coal Resource.

Exploration Target^D Amaam

Amaam Middle Chukchi	Open Pit ¹ (Mt)	Underground ² (Mt)	Total (Mt)
Area 1	2 to 3	-	2 to 3
Area 2	-	-	-
Area 3	-	-	-
Area 4	0	20 to 30	20 to 30
Cretaceous	1 to 2	3 to 5	4 to 7
Total (rounded)	3 to 5	25 to 35	25 to 40

1. Assumes coal seams greater than 0.3m to a depth of 400m for Areas 1–4. Assumes coal seams greater than 0.3m to a depth of 75m for Cretaceous.

2. Assumes coal seams greater than 1.2m and deeper than 400m and up to 800m for Areas 1–4. Assumes coal seams greater than 1.2m and deeper than 75m for Cretaceous.

Exploration Target^D Amaam North

	Lower Chukchi Coal (Mt)	Middle Chukchi Coal (Mt)	Total (Mt)
Open pit ¹	0 to 15	80 to 235	80 to 250
Underground ²	0 to 15	10 to 105	10 to 120
Total	0 to 30	90 to 340	90 to 370

1. Assumes coal seams greater than 0.3m to a depth of 250m.

2. Assumes coal seams greater than 1.2m from 250m to 400m.

All areas	Open Pit ¹ (Mt)	Underground ² (Mt)	Total (Mt)
Total (rounded)	80 to 255	35 to 155	115 to 410

Notes to Resources, Exploration Targets and Reserves

Competent Person's Statement – Amaam

The information compiled in this announcement relating to exploration results, exploration targets or Coal Resources at Amaam is based on information provided by TIG and compiled by Neil Biggs, who is a member of the Australasian Institute of Mining and Metallurgy and who is employed by Resolve Coal Pty Ltd, and has sufficient experience that is relevant to the style of mineralisation and type of deposit under consideration and to the activity he is undertaking to qualify as a Competent Person as defined in the JORC Code. Neil Biggs consents to the inclusion in the announcement of the matters based on this information in the form and context in which it appears.

Competent Persons' Statement – Amaam North

The information presented in this report relating to Coal Resources is based on information compiled and modelled by Anna Fardell, Consultant (Resource Geology) of SRK Consulting (Kazakhstan) Ltd, who is a Fellow of the Geological Society of London; and reviewed by Keith Philpott, Corporate Consultant (Coal Geology) of SRK Consulting (UK) Ltd, who is a Fellow and Chartered Geologist of the Geological Society of London. Keith Philpott has worked as a geologist and manager in the coal industry for over 40 years and has sufficient experience relevant to the style of mineralisation and type of deposit under consideration and to the activity he is undertaking to qualify as a Competent Person as defined in the 2012 edition of the 'Australasian Code for Reporting of Exploration Results. Mineral Resources and Ore Reserves'. Keith Philpott consents to the inclusion in the report of the matters based on his information in the form and context in which it appears.

The information relating to the Estimation and Reporting of Ore Reserves at Amaam North is based on information provided by TIG and compiled by Peter Balka and Marian Gorman, who are members of the Australasian Institute of Mining and Metallurgy and who have sufficient experience that is relevant to the style of mineralisation and type of deposit under consideration and to the activity undertaken to qualify as a Competent Person as defined in the JORC Code. Peter Balka is an employee of TIG and Marian Gorman was an employee of TIG at the time the Reserves were compiled. Peter Balka and Marian Gorman consent to the inclusion in the announcement of the matters based on their information in the form and context which it appears.

Note A – Inferred Resources

According to the commentary accompanying the JORC Code, an 'Inferred Mineral Resource' is that part of a Mineral Resource for which quantity and grade (or quality) are estimated on the basis of limited geological evidence and sampling. Geological evidence is sufficient to imply but not verify geological and grade (or quality) continuity. It is based on exploration, sampling and testing information gathered through appropriate techniques from locations such as outcrops, trenches, pits, workings and drill holes. An Inferred Mineral Resource has a lower level of confidence than that applying to an Indicated Mineral Resource and must not be converted to an Ore Reserve. It is reasonably expected that the majority of Inferred Mineral Resources could be upgraded to Indicated Mineral Resources with continued exploration.



Project F field work

Note B – Indicated Resources

According to the commentary accompanying the JORC Code, an ‘Indicated Mineral Resource’ is that part of a Mineral Resource for which quantity, grade (or quality), densities, shape and physical characteristics are estimated with sufficient confidence to allow the application of modifying factors in sufficient detail to support mine planning and evaluation of the economic viability of the deposit. Geological evidence is derived from adequately detailed and reliable exploration, sampling and testing gathered through appropriate techniques from locations such as outcrops, trenches, pits, workings and drill holes, and is sufficient to assume geological and grade (or quality) continuity between points of observation where data and samples are gathered.

Note C – Measured Resources

According to the commentary accompanying the JORC Code, a ‘Measured Mineral Resource’ is that part of a Mineral Resource for which quantity, grade (or quality), densities, shape and physical characteristics are estimated with confidence sufficient to allow the application of Modifying Factors to support detailed mine planning and final evaluation of the economic viability of the deposit. Geological evidence is derived from detailed and reliable exploration, sampling and testing gathered through appropriate techniques from locations such as outcrops, trenches, pits, workings and drill holes and is sufficient to confirm geological and grade (or quality) continuity between points of observation where data and samples are gathered. A Measured Mineral Resource has a higher level of confidence than that applying to either an Indicated Mineral Resource or an Inferred Mineral Resource. It may be converted to a Proved Ore Reserve or under certain circumstances to a Probable Ore Reserve.


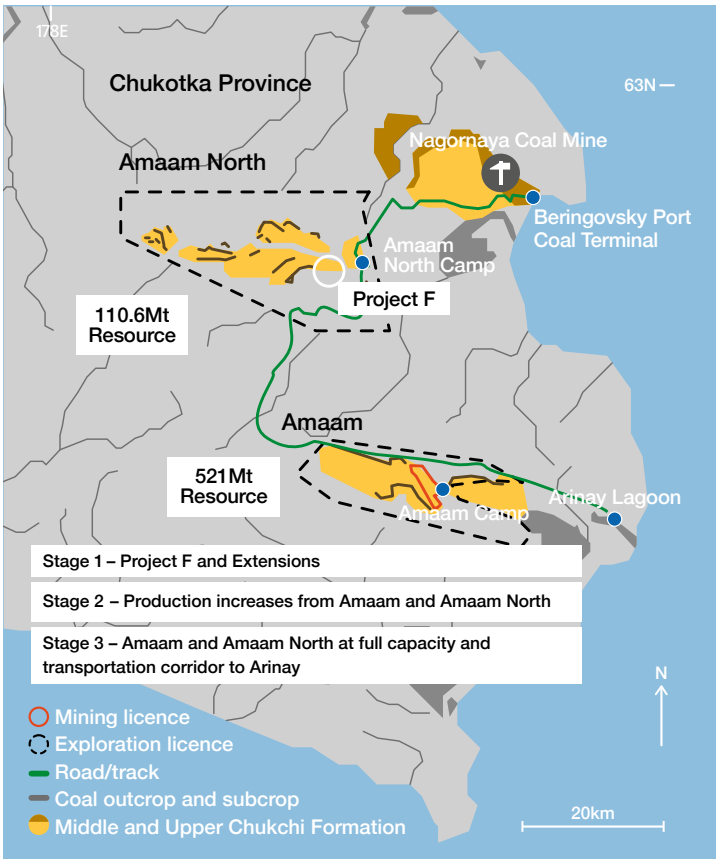
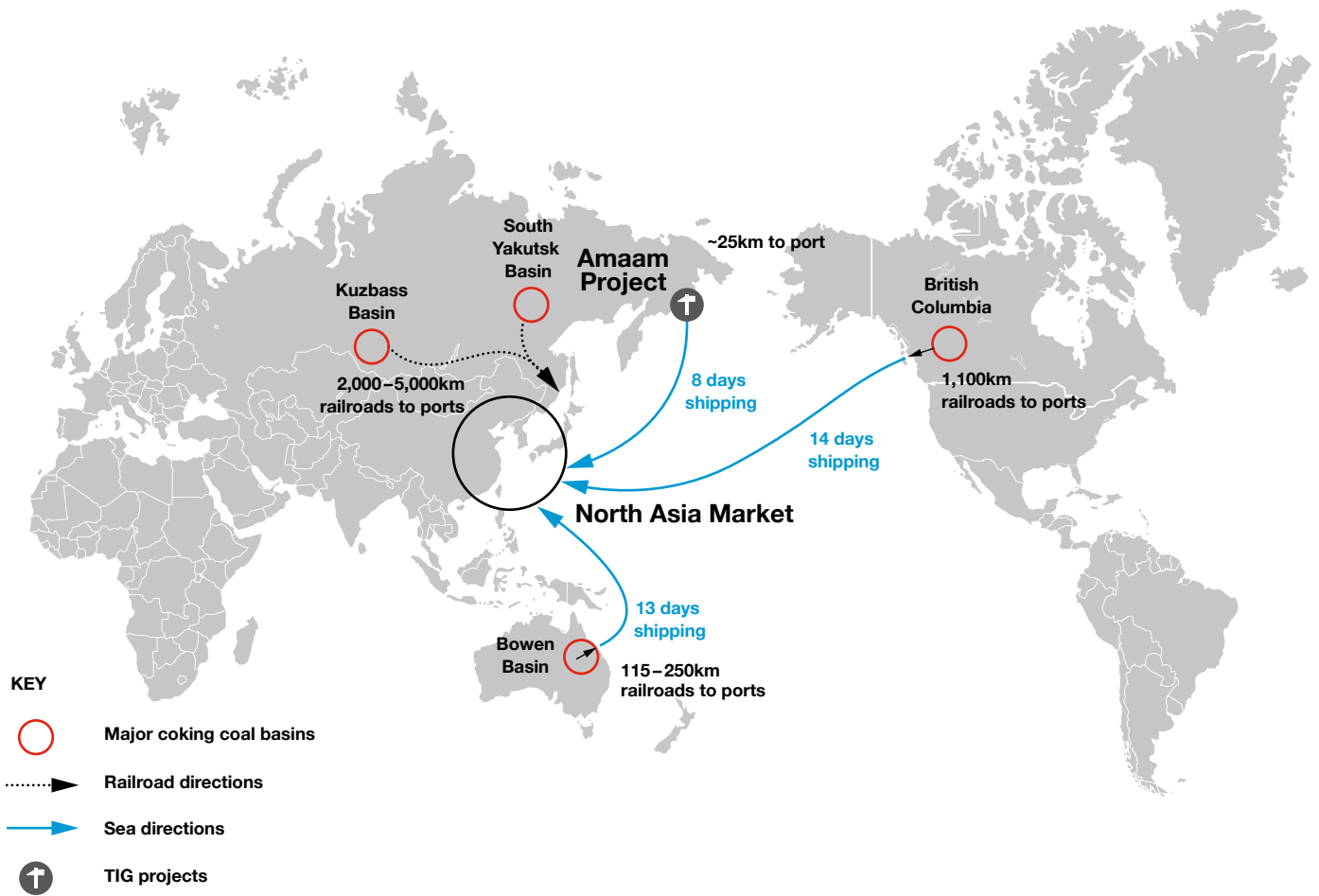
Note D – Exploration Target

According to the commentary accompanying the JORC Code, an exploration target is a statement or estimate of the exploration potential of a mineral deposit in a defined geological setting where the statement or estimate, quoted as a range of tonnes and a range of grade (or quality), relates to mineralisation for which there has been insufficient exploration to estimate a Mineral Resource. Any such information relating to an exploration target must be expressed so that it cannot be misrepresented or misconstrued as an estimate of a Mineral Resource or Ore Reserve. The terms Resource or Reserve must not be used in this context.

Note E – Reserves

According to the commentary accompanying the JORC Code, a ‘Reserve’ is the economically mineable part of a Measured and/or Indicated Mineral Resource. It includes diluting materials and allowances for losses, which may occur when the material is mined or extracted and is defined by studies at Pre-feasibility or Feasibility level as appropriate that include application of Modifying Factors. Such studies demonstrate that, at the time of reporting, extraction could reasonably be justified.

Operations Review



TIG Coking Coal Projects

Tigers Realm Coal Ltd (ASX: TIG) owns 80% of two Coking Coal Projects in the Province of Chukotka in far eastern Russia, Amaam and Amaam North.

Amaam – TIG owns an 80% beneficial interest in ZAO Nothern Pacific Coal Company, which holds Exploration Licence No. AND 13867 TP (Zapadny Subsoil Licence) and the Exploration and Extraction (Mining) licence No. AND 01225 TE, which covers approximately 40% of Area 3 (refer to page 16).

Amaam North – TIG owns an 80% beneficial interest in OOO Beringpromugol, which holds Exploration Licence No. AND 01203 TP (Levoberezhniy Licence) and Exploration and Extraction (Mining) Licence No. AND 15813 TE, which covers the initial Project F mine development area 35km from the TIG owned coal terminal at Beringovsky Port. The Projects, covering an area of 709km², are located in the Bering Coal Basin in the Chukotka Autonomous Okrug (District) in far eastern Russia, approximately 230km south of the regional capital of Anadyr, and some 40km to the south of the existing coal mining operations of Nagornaya and its supporting town at Beringovsky.

The primary coal host sequence at Amaam North and Amaam is the Middle Chukchi Formation of Palaeogene age. The initial Resource at Amaam North, Project F, is within the Lower Chukchi formation, and is characterised by large seam cumulative coal thicknesses over 10m and a significant proportion of low ash coal.

The Chukotka Provincial Government is supportive of mining and its contribution to the regional development. During 2015, it endorsed TIG's projects' inclusion into Beringovsky Advanced Development Zone (ADZ). Companies within an ADZ receive favourable conditions which include reduced taxation rates, mineral extraction tax (MET) rates, customs duties and social security payments. TIG has initiated the process of registering its key legal entities in the ADZ.

The Company's Russian Management Team has well established relationships with the Provincial Government and extensive experience in regulatory approval processes.

Amaam North Project 2015 Highlights

- Resources at Project F increased by 53% to 110.6Mt.
- Open pit resources are 87.3Mt, of which 72Mt are in Measured and Indicated categories.
- Coke test results confirm Project F coal will produce a high value coking coal product.
- Approval to mine at Project F granted.
- Project documentation for road and site infrastructure construction completed.
- Safe and efficient operation of Port Ugolny.
- Project F Feasibility Study enhancement work progressed well.

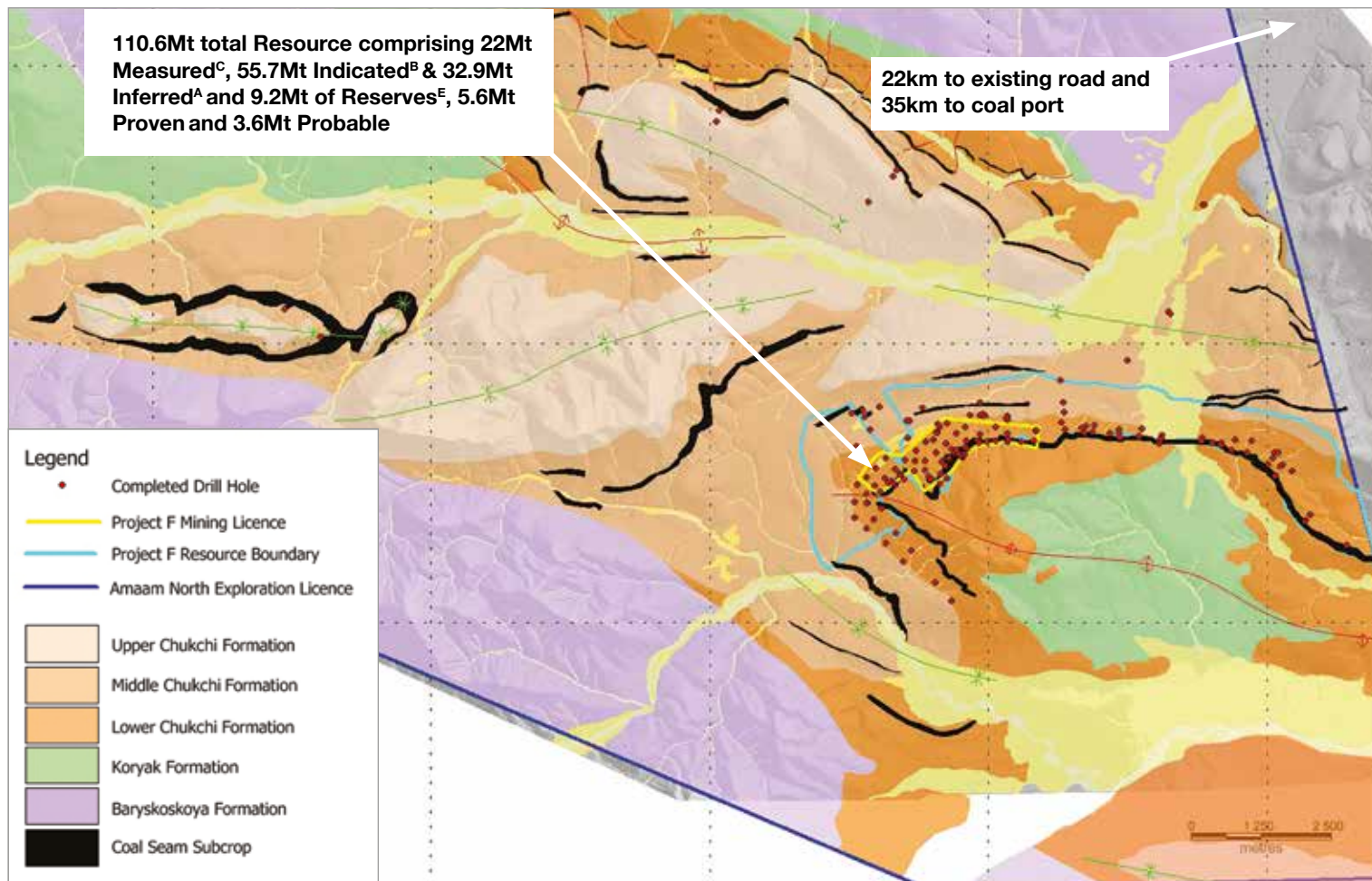


Project F mining equipment



Project F site visit

Amaam North Geological Plan and Project F Mining Licence Area



Significant increase in Resources at Project F

In December 2015, TIG announced a 53% increase in Coal Resources to 110.6Mt at Project F, the first of several areas to be tested on the highly prospective Amaam North licence block.

The increase in Resources resulted from infill drilling during 2015 designed to increase the overall confidence levels of Resources within Project F and the surrounding extension areas. This program targeted areas requiring a greater level of understanding and, most importantly, the eastern extension areas, which contain significant coal thickening with vertical cumulative coal in boreholes of up to 29m.

The updated Resource is based on an additional 2,691m of infill drilling since the previous Resource estimate completed in November 2014. The total Resource is based on 146 drill holes and 12,506m of drilling over the past three years.

The new coal Resource estimate by SRK Consulting (Russia) Ltd (Competent Person – Keith Philpott) has resulted in a substantial increase in both tonnage and the proportion of tonnage categorised as Measured and Indicated.

Total Project F Resources are 110.6Mt, a 38.3Mt increase over the 2014 estimate.

- Measured Resources have increased by 9.4Mt to 22Mt.
- Indicated Resources have increased 42.7Mt to 55.7Mt.
- Inferred Resources have decreased 13.7Mt, due to re-classification, to 32.9Mt.

The majority of the Resources, 87.3Mt, are in the potentially open pitable zone, based on seam thicknesses greater than 0.3m to a maximum depth of 300m or a maximum strip ratio of 25:1 bcm:t. 72Mt (82%) of open pit resources are categorised as either Measured or Indicated classification.

The Resource estimate reflects the additional potential for underground coal mining at Project F, with 23.3Mt classified as underground Resources – 5.7Mt is classified as Indicated and 17.6Mt as Inferred. The criteria for underground Resources is seam thickness (Seam 4 only) greater than 1.2m to a maximum depth of 400m.



Project F coal seam outcrop

The expanded Resources at Project F from the successful drilling campaign in the eastern extensions underpin our work on updating and enhancing the Project F Feasibility Study. The Company expects to complete its update to the Feasibility Study in H1 2016.

Bulk Sample Coke Test Results Confirm Quality of Project F coal

In April 2015 TIG announced the results of a second round of coke tests. These tests confirmed the results of the 2014 tests, and on some measures delivered better results.

One of the coke strength after reaction (CSR) results of 55 is higher than the initial bulk sample coke test results used to develop the coal specification tabled in the November 2014 Feasibility Study and indicates potential to improve the Project F product quality further by careful processing, beneficiation and blending of seams at the mine.

The JIS Drum index results are similar to high quality Australian coking coals and confirm the potential marketability of this coal into north Asian steel mills.

These results confirm the marketability of the Project F coal; a coal that is very similar to several well-known Queensland coking coals and well suited to common coke feed blends used in north Asian steel mills. Importantly they are expected to provide greater confidence to steel mill customers who have already advised initial acceptance of the Project F Coal specification and are now waiting to test samples during 2016.

Approval to Mine at Project F Granted

In April 2015 TIG received the key permits required to commence mining coal at Project F.

Approvals were received from the Main State Expertise (Glavgoexpertiza – covering open pit operations) and State Ecological Expertise (Rospirodnadzor – covering environmental management and monitoring) for the overall design documentation covering construction of an open pit mine at Project F. The Project documentation meets the environmental requirements under Russian legislation and these approvals are valid for 18 years.

Operations Review continued

Receipt of these key approvals, along with granting the mining licence, mean the most critical permitting milestones for the development of Project F are now granted.

Project documentation for road and site infrastructure construction was completed in the September quarter and submitted for Russian State Expertise approval. The Company expects positive approval of these in H1 2016.

Port Ugolny Operated Safely and Efficiently

During the 2015 shipping season Port Ugolny was operated successfully and without incident. Primary port activities centred on trans-shipment of stockpiled coal from the now closed Nagornaya underground mine, and movement of general cargo for the Company and Beringovsky Township. Shipping volumes for 2015 are summarised below.

	Coal (Tonnes)	General Cargo (Tonnes)
Quarters 2 and 3	72,142	5,232
Quarter 4	16,834	1,054
2015	88,976	6,286

Amaam Project

2015 Highlights

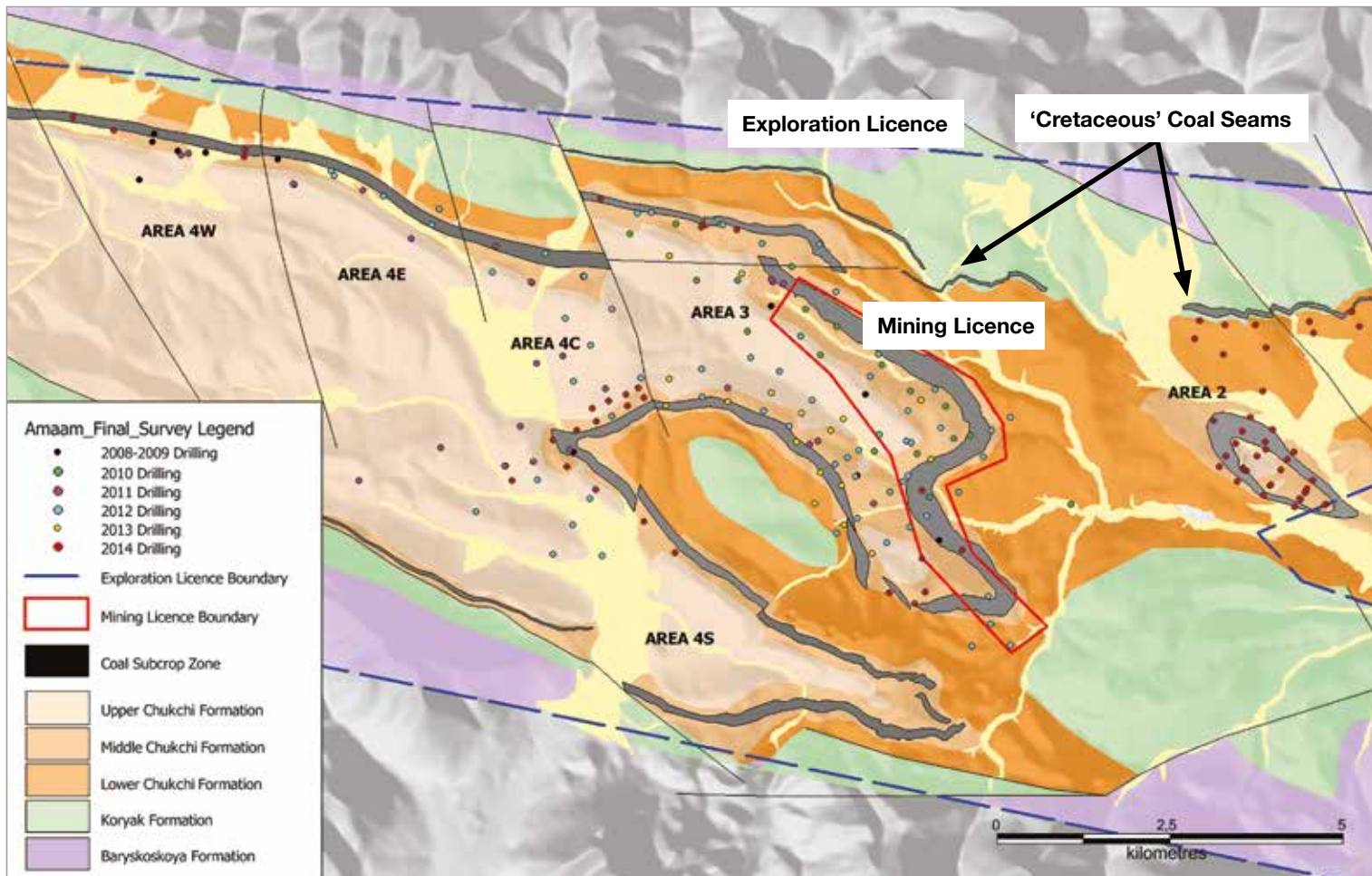
- Total Resources increased by 12% to 521Mt.

The Amaam Licence comprises the tenement licence No. AND 13867 TP. The licence is 231km², measuring approximately 32km east-west and 9km north-south, and located 30km from the Bering Sea coast and a proposed deep water port site at Arinay Lagoon.

TIG commenced exploration activities in 2010 and has completed 47,700m of drilling (exploration and engineering) to December 2015, with 3,003m drilled in 2015.

The Amaam Project is a multi-seam, moderate dipping deposit within a synclinal basin. Coal is primarily in the Middle Chukchi formation, and is divided into four main areas by north west trending faults. To date, exploration activities have identified that the highest tonnages of coal are within Areas 3 and 4.

Amaam Geological Plan



Amaam Project Resource Increase

In July 2015 TIG announced a 57Mt increase in the Amaam Resource to 521Mt. TIG's Resource consultant, Resolve Geo Pty Ltd, estimated a total of 521Mt of Coal Resources at Amaam. The Resources include 3.1Mt of Measured Resources, 91Mt of Indicated Resources and 428Mt of Inferred Resources. In Area 3, the key area targeted for initial production, Total Resources increased to 190Mt with Indicated Resources of 48Mt and a Measured Resource component of 1.1Mt.

Of the total Resource at Amaam, 425Mt is in the open pit domain, less than 400m from surface. Between 400m and 800m, the Inferred and Indicated Resource, totals 93Mt, providing good potential for future underground operations. Underground Resources are limited to seams thicker than 1.2m.

Health, Safety, Environment and Community 2015

During 2015, we continued to enhance the development of, and made significant progress on the implementation of our HSEC Management System Standards. The Standards meet current industry best practice and are aligned with key

International Standards such as ISO14001 (Environmental Management) and OHSAS 18001 (Occupational Health and Safety). The purpose of these Standards is to embed a structured and systematic approach to identifying and managing the organisation's HSEC risks and opportunities, with a focus on continuous improvement. The ongoing focus on hazard identification, management of risks, training, communication and Standards implementation at our projects resulted in the successful completion of activities during the year.

HSEC activities at site focused on the planning and successful execution of a number of activities. This included the completion of construction of the fuel farm, the delivery of containers, bulk fuel and mining equipment to site and ongoing exploration drilling.

Stakeholder engagement activities continued during the year. The Company's key focus here is continued co-operation with local communities, the Anadyr Municipality and the Chukotka Regional Government. A highlight this year was the Company's hosting of site visits with the Australian Ambassador to Russia, His Excellency, Mr Paul Myler.



Project F coal seam outcrop

Financial Report

- 19 Directors' Report
- 52 Consolidated Statement of Financial Position
- 53 Consolidated Statement of Comprehensive Income
- 54 Consolidated Statement of Changes in Equity
- 56 Consolidated Statement of Cash Flows
- 57 Notes to the Consolidated Financial Statements
- 111 Directors' Declaration
- 112 Lead Auditor's Independence Declaration Under Section 307C of the *Corporations Act 2001*
- 113 Independent Auditor's Report to the Members of Tigers Realm Coal Limited
- 115 Shareholder Information
- 117 Corporate Directory

Tigers Realm Coal Limited

Directors' report

For the year ended 31 December 2015

The Directors present their report together with the financial report of the Group, being Tigers Realm Coal Limited ("the Company" or "TIG") and its subsidiaries, for the year ended 31 December 2015.

1. Directors and Company Secretary

The Directors of the Company at any time during or since the end of the period are:

Name qualifications and independence status	Experience, special responsibilities and other directorships
Mr Craig Wiggill Chairman <i>(appointed as Chairman 1 October 2015)</i> BSc Eng.	Mr Wiggill was appointed Chairman on 1 October 2015. Mr Wiggill has served as a Non-executive Director of the Company since being appointed 20 November 2012. Mr Wiggill continues in his role as Chairman of the Development and Finance Committee and joined the Nominations and Remuneration Committee commencing 10 December 2015. Mr Wiggill has extensive experience in the global mining industry including over 23 years in the coal sector, the majority of such being within the Anglo American Plc group. Mr Wiggill is currently the Chairman at Buffalo Coal Corp (TSX: BUF) which has two operating coal mines in its portfolio. In addition he is Chairman (non-executive) of globalCOAL which is a London registered company, the principal activities of which are the development of standardized contracts for the international coal market and the provision and management of screen based brokerage services for the trading of physical and financial coal contracts. His most recent executive role was as CEO – Coal Americas at Anglo Coal, where he established and developed the Peace River operation in Canada and co-managed joint venture projects at Cerrejón and Guasare. He has also held leadership roles covering commercial, trading and marketing responsibility, corporate strategy and business development for Anglo American. He holds no other directorships with ASX listed entities.
Mr Owen Hegarty Non-executive Director BEc(Hons), FAusIMM	Mr Hegarty has over 40 years' experience in the global mining industry, including 25 years with the Rio Tinto group where he was Managing Director of Rio Tinto Asia and also Managing Director of the Australian copper and gold business. He was the founder and Chief Executive Officer of Oxiana Limited (now OZ Minerals Limited) which grew from a small exploration company to a multi-billion dollar Australia, Asia and Pacific focused, base and precious metals explorer, developer and producer. Mr Hegarty is Executive Vice Chairman of Hong Kong listed G Resources Group Limited, a gold mining company. He has recently been appointed as Vice Chairman of ASX listed Fortescue Metals Group Limited, which he had joined as a Non-Executive Director in October 2008, he is also a member of the Remuneration and Nomination Committee. He was also appointed Non-Executive Director of Highfield Resources Limited. Mr Hegarty is a Director of the AusIMM and a member of a number of Government and industry advisory groups. He was awarded the AusIMM Institute Medal in 2006, and the G.J. Stokes Memorial Award in 2008. Mr Hegarty is Chairman of TRM and Chairman of EMR Capital, a private equity investment manager focused on resources. Mr Hegarty was appointed a Director on 8 October 2010 and is Chairman of the Audit, Risk and Compliance Committee and of the Nomination and Remuneration Committee, and a member of the newly established Development and Finance Committee.
Dr Bruce Gray Non-executive Director <i>(appointed 1 October 2015)</i> MB, BS, MS, PhD, FRACS	Dr Gray was appointed as a Non-executive Director of the Company on 1 October 2015. Prior to this Dr Gray had been appointed as a Non-executive Director of the Company on 25 October 2013 and resigned on 28 March 2014. Dr Gray established and operated a number of highly successful start-up businesses in the medical sector. He holds no other directorships with ASX listed entities.

Tigers Realm Coal Limited
Directors' Report (continued)
For the year ended 31 December 2015

1. Directors and Company Secretary (continued)

Name qualifications and independence status	Experience, special responsibilities and other directorships
<p>Mr Ralph Morgan Non-executive Director <i>(appointed 1 April 2014)</i> BA</p>	<p>Mr Morgan was appointed Non-Executive Director on 1 April 2014. Mr Morgan is a partner at Baring Vostok Capital Partners (BVCP) with responsibility for investment projects in Russia, the CIS and Mongolia. Prior to BVCP he worked as Managing Director at Goldman Sachs in the Global Natural Resources Group from 2009-2012 and was responsible for the investment banking division's advisory work with natural resource clients in Russia and the CIS. From 2004 to 2008 Mr Morgan was a Managing Director and COO at Norilsk Nickel and prior to that role he was a partner with the Moscow office of McKinsey and Company for 9 years. Mr Morgan holds a BA (Political Science, Yale University), MPhil (Russian and East European Studies, Oxford University). Mr Morgan is a member of the Nomination and Remuneration Committee and the newly established Development and Finance Committee. He holds no other directorships with ASX listed entities.</p>
<p>Mr Tagir Sitdekov Non-executive Director <i>(appointed 1 April 2014)</i> MBA</p>	<p>Mr Sitdekov was appointed a Non-Executive Director on 1 April 2014. Mr Sitdekov is currently a Director of Russia Direct Investment Fund (RDIF) and has been involved in the Russia private equity market for the last 10 years, recently as Managing Director at A-1, a direct investment arm of Alfa Group, Russia's largest private conglomerate. Mr Sitdekov has participated in a number of landmark private equity transactions across a range of industries. From 2003 to 2005 he was CFO at power generating company OJSC Sochi TES (a subsidiary of RAO Unified Energy System of Russia) and prior to that role he was a Senior Consultant at Creditanstalt Investment Bank for 2 years. Mr Sitdekov holds an MBA (University of Chicago Booth School of Business, London). Mr Sitdekov is a member of the Audit, Risk and Compliance Committee. He holds no other directorships with ASX listed entities.</p>
<p>Mr David Forsyth Company Secretary FGIA, FCIS, FCPA</p>	<p>Mr Forsyth has over 40 years' experience in engineering, project development and mining. His most recent position was with Oxiana Ltd, now OZ Minerals Limited, where he was Company Secretary and Manager Administration from 1996 to 2008. Mr Forsyth joined TRM as Director and Company Secretary in 2009. Mr Forsyth was appointed a Company Secretary of the Company on 8 October 2010.</p>

Tigers Realm Coal Limited
Directors' Report (continued)
For the year ended 31 December 2015

**Name
 qualifications and
 independence
 status**

Experience, special responsibilities and other directorships

**Mr Antony
 Manini
 Chairman**
*(resigned 1
 October 2015)*
 BSc(Hons),
 FAusIMM,
 FSEG

Mr Manini resigned from his positions held with TIG on 1 October 2015. Mr Manini was appointed a Director and Chairman on 8 October 2010, and was Executive Chairman from 12 November 2012 until 1 July 2013. Mr Manini was also a member of the Nomination and Remuneration Committee. Mr Manini has over 25 years of global resource industry experience across a diverse range of commodities in over 20 countries. His experience includes 14 years with Rio Tinto and 8 years with Oxiana Limited (now OZ Minerals Limited) covering various technical, commercial, senior management and executive roles in exploration, project development and business development. As a foundation member of the Oxiana Limited executive team he was responsible for establishing and managing the company's highly successful exploration and resources group and closely involved in the discovery and/or acquisition and development of Oxiana Limited/OZ Minerals Limited's four operating mines. Mr Manini is a founder of Tigers Realm Minerals Pty Ltd ("TRM") and TIG and has been Managing Director of TRM since inception of TRM. In January 2015, Mr Manini was appointed Director, Deputy Chairman and Chief Executive Officer of Kalimantan Gold Corporation Limited. He holds an Honours Degree in Geology and is a Fellow of the Australian Institute of Mining and Metallurgy and the Society of Economic Geologists. He held no other directorships with ASX listed entities.

**Mr Andrew
 Gray
 Non-executive
 Director**
*(resigned 1
 October 2015)*
 BEng. MBA

Mr Gray resigned from his positions held with TIG on 1 October 2015. Mr Gray was appointed as a Non-executive Director on 28 March 2014 following the resignation of Dr Bruce Gray. Prior to this Mr Gray was the nominated Alternate Director for Dr Bruce Gray, who had been appointed as a Non-Executive Director of the Company on 25 October 2013. Mr Gray was a member of the Audit, Risk and Compliance Committee and the Development and Finance Committee. Mr Gray is a professional investor with investment interests spanning technology, healthcare and HCIT globally. Most recently, Mr Gray was the Managing Director of Archer Capital, having joined that firm in 2007. Archer Capital is an Australian based private equity firm with in excess of \$3 billion in capital under management. Prior to joining Archer, Mr Gray was a partner at Francisco Partners, leading their European activities from London. Francisco Partners is a \$5bn private equity manager focused on technology companies including software, ICT and media. Prior to joining Francisco Partners, Mr Gray co-founded and was COO of software firm Abilizer Solutions in San Francisco and London (sold to BEA/Oracle). Early in his career, Mr Gray was a principal with Genstar Capital. Mr Gray was also a consultant with McKinsey & Company and an investment banker with James D. Wolfensohn in New York. Mr Gray holds a B.Eng (Aeronautical) degree from The University of Sydney, with First Class Honours, and a Masters of Business Administration from the Harvard Business School. Mr Gray is a Director of V8 Supercars. He holds no other directorships with ASX listed entities.

The Directors have been in office since the start of the period to the date of this report unless otherwise stated.

Tigers Realm Coal Limited
Directors' Report (continued)
For the year ended 31 December 2015

2. Directors' meetings

The number of Director's meetings (including meeting of committees of Directors) and number of meetings attended by each of the Directors of the Company during the financial year are:

Attendance at meetings

	Directors' meetings		Meetings of committees of Directors					
			Nomination and Remuneration		Audit Risk & Compliance		Development & Finance	
	A	B	A	B	A	B	A	B
Mr Craig Wiggill	11	11	-	-	-	-	6	6
Mr Owen Hegarty	11	10	3	3	7	7	6	4
Mr Ralph Morgan	11	11	3	3	-	-	6	5
Mr Tagir Sitdekov	11	11	-	-	7	5	-	-
Dr Bruce Gray (<i>re-appointed 1 October 2015</i>)	2	2	-	-	-	-	-	-
Mr Antony Manini (<i>resigned 1 October 2015</i>)	9	9	3	3	-	-	-	-
Mr Andrew Gray (<i>resigned 1 October 2015</i>)	9	9	-	-	6	6	4	4

A = Number of meetings held during the time the Director held office

B = Number of meetings attended

3. Principal activities

The principal activities of the Group are the identification, exploration, and development of coal deposits in the Far East of the Russian Federation and the operation of Ugolny Port in Beringovskiy.

4. Operating and financial review

Operating Performance

The Group's two main coking coal projects in the Far East of Russia are currently at the exploration and evaluation stage. As a consequence, the Group has minimal operating income from Port Ugolny and no operating income or expenditure relating to coal production. Operating expenditure consists of expenditure at Port Ugolny, exploration and evaluation costs, administration, staff and corporate costs.

The operating loss after income tax of the Group for the year ended 31 December 2015 was \$107.970 million (2014: loss of \$35.056 million). An asset value write-down totalling \$160.407 million was recognised in the annual financial statements in relation to both the Amaam project CGU and Amaam North project CGU. This was partially offset by the reversal of the deferred tax liability associated with mineral rights resulting in a tax benefit of \$23.400 million and a decrease in the royalty liability agreement, which resulted in a gain being recognised of \$40.468 million. The write-down of assets, reversal of deferred tax liability associated with mineral rights and deferred exploration and evaluation, impairment of goodwill and change in the royalty liability all were driven by a significant deterioration in the coal price forecasts in 2015 and all are non-cash in nature.

As at 31 December 2015 the Group had a cash position of \$7.074 million (December 2014: \$20.465 million). The Group had no bank debt. An equipment finance lease was entered into with CAT in August 2014 to acquire a small fleet of mobile equipment to commence early stage development at Amaam North Project F. Operating activities incurred cash outflows from operations for the year ended 31 December 2015 of \$11.888 million (2014 \$25.487 million). Cash outflows from investing activities totalled \$2.938 million (2014 \$16.100 million) for the year to 31 December 2015.

The Group continues to focus on obtaining suitable financing to develop Amaam North Project F.

Notwithstanding the asset write-down in the current period, the Amaam North Project F provides a low capital, low operating expenditure path to the early production of coal. The Project has progressed significantly from the initial Resource announcement in July 2013 and the Preliminary Feasibility Report ("PFS") completed in September 2013, to a Feasibility Study (FS) completed in November 2014 and an update of the resource and all other inputs is currently being completed.

Tigers Realm Coal Limited
Directors' Report (continued)
For the year ended 31 December 2015

4. Operating and financial review (continued)

Operating Performance (continued)

The Amaam Project continues to be a core asset of the Group. This is a long-life project, with capacity for up to 6.5Mtpa of high quality coking coal product from a combination of open pit and underground mining over the 20 year mine life. It involves constructing a Coal Handling and Preparation Plant ("CHPP") and associated infrastructure, a coal terminal with loading facilities on the nearby Arinay Lagoon and an all-weather 25km rail line or road to connect them. The PFS was released in April 2013 and since then the Group has completed further drilling and exploration activities in line with its license obligations, upgraded the resource and obtained an Exploration Licence Extension. The Exploration Licence Extension granted in September 2014 for a further 3 years is an important achievement as it provides the necessary security of tenure to enable the Company to continue its Resource drilling programs, feasibility studies and works required to convert its Coal Resource to Extraction and Exploration (Mining) Licences.

Financial Position

The Group's cash balance decreased by \$13.391 million over the year to \$7.074 million at 31 December 2015.

An equipment finance lease with CAT was entered into in August 2014 to acquire a small fleet of mobile equipment. USD \$8.217 million (AUD \$10.734 million) in equipment at cost (including VAT) was acquired, with an initial advance paid and the balanced financed. The finance lease liability was for USD \$8.234 million (AUD \$10.756 million), with advances paid of USD \$4.191 million (AUD \$5.475 million). The advances paid unwound over a 12-month period from the commencement of the lease in September 2014. Terms and charges are determined on the net position of the lease liability and advance. In addition to this a security deposit guarantee for CAT was put in place through Raiffeisen Bank for USD \$1.607 million (AUD \$2.098 million). The finance lease liability outstanding as at 31 December 2015 is USD \$2.932 million (AUD \$4.018 million), with advances paid of USD \$Nil and a security deposit of USD\$0.976 million (AUD \$1.338 million).

During the period a total of \$6.247 million was spent on exploration and evaluation activities.

Intangible assets decreased by \$141.120 million, due to a write down of assets and impairment of goodwill in relation to the Amaam Project CGU and Amaam North Project CGU.

The Group recorded a \$37.261 million decrease in the Bering Royalty Agreement liability arising from the revaluation of that liability as at 31 December 2015. The value of the liability is determined using a Discounted Cash Flow model with reference to the value of the Amaam Project. In the year ended 31 December 2015, the value of the Amaam Project has been significantly impacted by a decrease in coal price forecasts, which resulted in a significant decrease in the recoverable value of the project. In addition to this, the Feasibility Study (FS) completion date was extended by a further 36 months to 1 January 2021.

The movement in the royalty agreement liability is a non-cash movement.

Tigers Realm Coal Limited
Directors' Report (continued)
For the year ended 31 December 2015

4. Operating and financial review (continued)

Business Strategies and Group Objectives

The Group's exploration and evaluation activities continue, with the aim of future development in relation to its two well-located large coking coal projects in the Far East of the Russian Federation:

- Amaam: a large-scale coking coal project targeted for up to 6.5Mtpa of production from dedicated new infrastructure; and
- Amaam North: a low cost starter project providing a fast track to production and earnings utilising existing infrastructure and supporting development of the entire Amaam Coking Coal Field

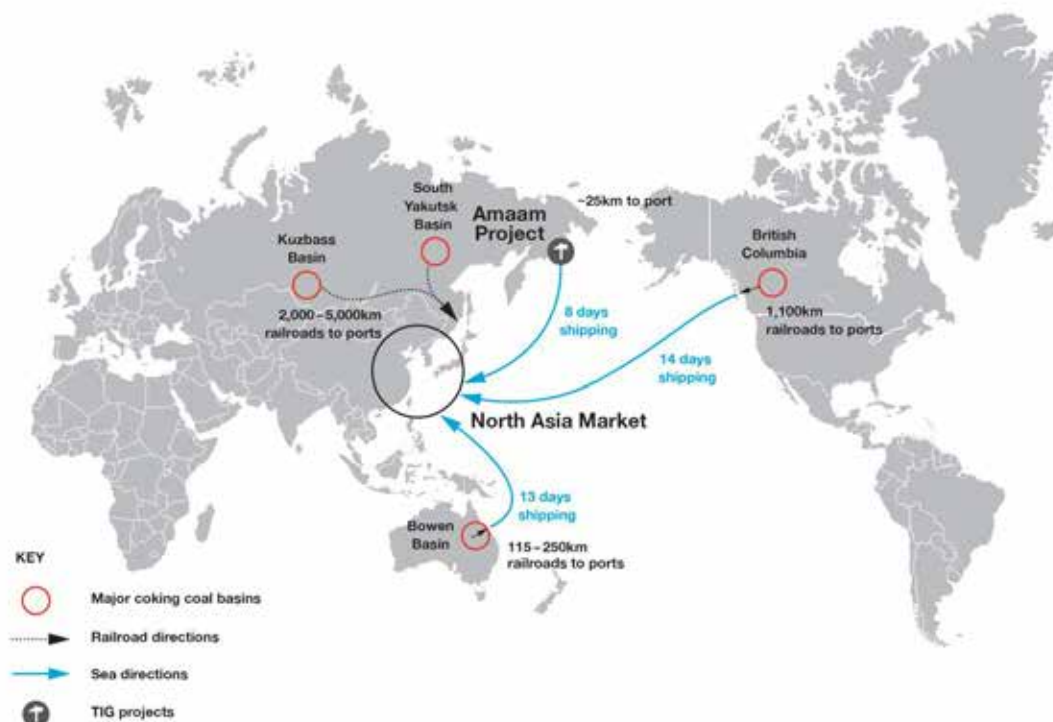
There is further exploration upside across both of these two major coking coal basins.

The business objectives to date and for 2016 include the completion of further drilling at Amaam and Amaam North. The Group has the following objectives for 2016:

- Continue with efforts to obtain financing required for the development of Project F and working capital needs;
- Complete the Exploration and Mining Licence actualisation process and obtain regulatory approval for changes to the timing and extent of drilling required on all Licences
- Complete the drilling and other activities required to maintain tenure of all Exploration and Mining Licences.
- Continue operations of Port Ugolny.

Further details of the business objectives for 2015 are included in "Likely Developments" (Section 8 of this Directors' Report).

Amaam Coking Coal Projects – World Location Map

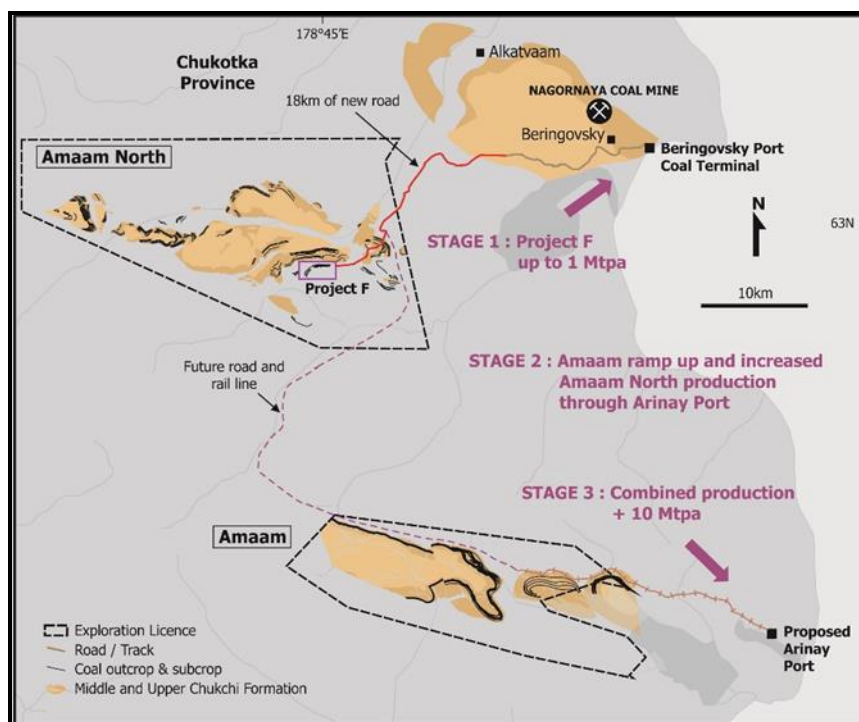
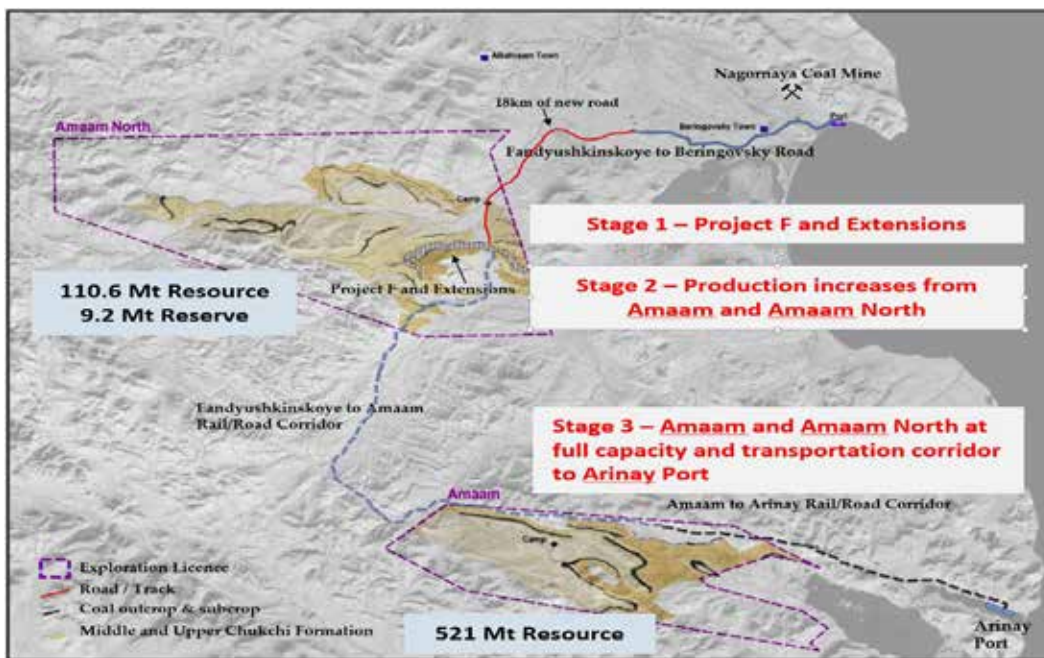


**Tigers Realm Coal Limited
Directors' Report (continued)
For the year ended 31 December 2015**

4. Operating and financial review (continued)

Business Strategies and Group Objectives (continued)

Amaam Coking Coal Projects - Conceptual Development Possibilities



Tigers Realm Coal Limited

Directors' Report (continued)

For the year ended 31 December 2015

Significant Developments

The significant developments during the reporting period are outlined in detail in "Significant Changes in the State of Affairs" (Section 5 of this Directors' Report).

Significant Business Risks

TIG's annual budget and related activities are subject to a range of assumptions and expectations all of which contain a level of uncertainty. TIG adopts a risk management framework in order to identify, analyse, treat and monitor the risks applicable to the Group. The risks are reviewed at least twice a year by the Audit, Risk and Compliance Committee and, following each review, are formally reported and discussed by the Board. Risks are analysed and reported using risk registers.

Detailed below are risk areas identified as at the date of the Directors' Report which may affect TIG's future operating and financial performance and the approach to managing them.

Country Risk

TIG's projects are located in Russia. Investing in emerging markets such as Russia involves greater risk than investing in more developed markets. Operating in this jurisdiction may expose TIG to a range of significant country specific risks including general economic, regulatory, legal, social and political conditions. These and other country specific risks may affect TIG's ability wholly or in part to operate its business in the Russian Federation.

Uncertainty in the Estimation of Mineral Resources

Estimating the quantity and quality of Mineral Resources is an inherently uncertain process and the Mineral Resources stated, as well as any Mineral Resources or Reserves TIG states in the future, are and will be estimates, and may not prove to be an accurate indication of the quantity of coal that TIG has identified or that it will be able to extract.

Project Assessment and Development Risk

TIG is at the preliminary stage of determining the economic and technical viability of the Amaam project. To date TIG has completed a Preliminary Feasibility Study (PFS). There is a risk that the more detailed studies in relation to the Amaam project may disprove assumptions or conclusions reached in the PFS, may reveal additional challenges or complexities and may indicate the cost estimates are incorrect. In addition, TIG must proceed through a number of steps before making a final investment decision with respect to the projects, conducting definitive feasibility studies, converting Resources to Reserves, obtaining government approvals and permits and obtaining adequate financing.

If TIG decides to proceed to production, the process of developing and constructing the project will be subject to many uncertainties, including the timing and cost of construction, the receipt of required government permits and the availability of financing for the projects. There is a risk that unexpected challenges or delays will arise, or that coal quality and quantity results will differ from the estimates on which TIG's cost estimates are based, increasing the costs of production and/or resulting in lower sales.

The Feasibility Study (FS) on the Project F section of the Amaam North licence was completed in November 2014. The results of the FS were based on total resources of 26.8 Mt, including Measured Resources of 7.2 Mt, Indicated Resources of 6.3 Mt and Inferred Resources of 13.3 Mt. Post the FS TIG announced initial Coal Reserves for Project F of 9.2 Mt. The Group is currently updating the FS for Amaam North for the resource and all other inputs.

Capital Management

TIG's Amaam project is at pre-development stage and will require additional drilling, evaluation and feasibility study work prior to a development decision. To date the PFS on the Amaam project has been completed. Should TIG proceed to develop the Amaam project upon completion of further definitive studies, significant capital expenditure will be required.

With the completion of the FS on the Project F section of the Amaam North Licence providing an encouraging outcome, TIG will be looking to advance its development with the aim of first production in late 2017 and then sales in 2018. In order to successfully deliver on the development of Project F and bring it into production, TIG will need to secure additional sources of funding in 2016.

If TIG is not successful in securing additional sources of funding, it still has the ability to substantially reduce and fund ongoing working capital requirements of the Group, through to 31 March 2017, meeting minimum expenditure requirements to maintain tenure on all projects, continued Port Ugolny operations, corporate cost commitments and reduced Project F development activity through existing cash reserves. If necessary, the disposal of those assets deemed not essential to TIG's operations in the foreseeable future can extend TIG's operations beyond March 2017.

Tigers Realm Coal Limited

Directors' Report (continued)

For the year ended 31 December 2015

4. Operating and financial review (continued)

Significant Business Risks (continued)

Capital Management (continued)

The Group's ability to fund its ongoing working capital requirements beyond 31 March 2017 is uncertain. Accordingly a material uncertainty exists in regards to the ability of the Group to continue to operate as a going concern beyond 31 March 2017 and, therefore, whether it will be able to realise its assets and extinguish its liabilities in the normal course of business and at the amounts stated in this financial report. There can be no assurance that the Group will be able to obtain or access additional funding when required, or that the terms associated with the funding will be acceptable to the Directors. If the Group is unable to obtain such additional funding, it may be required to reduce the scope of its operations, dispose of non-essential assets or divest of a part, or in its entirety, an interest in its projects, which may adversely affect its business, financial condition and operating results. Further details on the matter of going concern are included in Note 2(d) to the Financial Statements.

Licenses, Permits and Titles

TIG will require certain licenses, permits and approvals to develop the projects. There are three main approvals required to commence the construction and operation of a mining project in Russia. These are an Exploration and Extraction Licence (Mining Licence), a Construction Permit and a Commissioning Permit. Due to the stage at which the Amaam project is at, the majority of the required licences, permits and approvals to construct and operate have not yet been obtained.

For Project F Amaam North, with the FS having been completed, the Mining Licence was granted in December 2014 and work has commenced on obtaining all Construction and Commissioning Permits. In addition to these mining related approvals, other approvals are required for the development of Project F. These are for the CHPP, road development from the Project F mine-site to Beringovsky Port, and for the capital upgrades to be completed at the Beringovsky Port. The Group is currently updating the FS for Amaam North for the resource and all other inputs, inclusive of the timing of obtaining all relevant approvals.

There are also a number of conditions and regulatory requirements that TIG must satisfy with respect to its tenements to maintain its interests in those tenements in good standing, including meeting specified drilling and reporting commitments.

There is a risk that TIG may fail to obtain or be delayed in obtaining the licences, permits and approval, or meet the conditions required to maintain its interests in the tenements. Failure to obtain, or delays in obtaining such licenses, permits and approvals, and failure to meet the tenement licence commitments may adversely affect TIG's ability to proceed with the projects.

Operational Risks

The projects may be subject to operational, technical or other difficulties, including those arising as a result of unforeseen events outside the control of the Company, any or all of which may negatively impact the amount of coal produced, delay coal deliveries or increase the estimated cost of production, which may have an adverse impact on the Company's business and financial condition. These risks include:

- **General Economic Risks:** TIG's ability to obtain funding for the projects, financial performance and ability to execute its business strategy will be impacted by a variety of general global economic, political, social, stock market and business conditions. Deterioration or an extended period of adversity in any of these conditions could have an adverse impact on TIG's financial position and/or financial performance.
- **Coal Market and Demand:** TIG intends to earn future profits from the production and sale of coal and a decline in prices or lower demand for coal than expected by TIG may adversely impact the feasibility of the Company's development and mine plans, and the economic viability of the projects. There is commodity price risk, with the Company having adopted a long term sales price at the higher end of external forecasts, when valuing its projects. This assumption has been validated against long term market predictions.
- **Exchange Rate Variations:** Significant changes in the Australian / US Dollar and the Australian Dollar / Russian Rouble exchange rate will have a significant impact on TIG's ability to fund the capital expenditure required to construct these projects.
- **Product Quality:** TIG has conducted coal quality analysis on a number of drill cores recovered from Amaam. In the absence of coke test work, no guarantee can be given as to the type of coking coal that could ultimately be produced at Amaam. If the quality of the Amaam coking coal is lower than currently anticipated, TIG's prospects, value, project and financial condition may be materially adversely affected. For Project F Amaam North, the coke quality test work conducted has confirmed the main product as a semi-hard coking coal with very low sulphur and low phosphorus levels.

Tigers Realm Coal Limited

Directors' Report (continued)

For the year ended 31 December 2015

5. Significant changes in the state of affairs

- On 20 March 2015 TIG was added to the All Ordinaries Index.
- On 15 April 2015 renewal of the Berongpromugol LLC easement over Alkatvaam Licence.
- On 17 April 2015 17,875,000 options were issued to employees under the approved staff option plan.
- On 17 April 2015 3,258,518 options were issued to employees under the approved staff option plan.
- On 28 April 2015 the Company announced the results of the second round coke strength test work undertaken on samples from its Amaam North Project F, with results further enhancing confidence that Project F will produce a high value coking coal product suitable for use in coke oven feed blends for modern blast furnace operations.
- On 17 May 2015 1,174,444 options lapsed and consequently were removed from the Company's option register.
- On 17 May 2015 2,084,074 fully paid ordinary shares were issued to some employees who exercised options granted on 17 April 2015 under the approved staff option plan.
- On 11 June 2015 the Company issued 6,000,000 share options to directors.
- On 12 June 2015 the Company announced that it had received the key permits required to commence mining coal at Amaam North Project F. The approvals were received from the Main State Expertise (Glavgosexpertiza) and the State Ecological Expertise (Rosprirodnadzor) for the overall design documentation covering construction of the open pit at Project F. Project documentation met the environmental requirements under Russian legislation, with approvals being valid for 18 years. This approval allows coal mining to commence in line with the Project F Mining Licence received in December 2014.
- An asset write-down of \$171.820 million was recognised in the interim financial statements in relation to the Amaam project and Amaam North projects.
- On 9 July 2015 the Group announced an update to its Resources and Exploration Targets for both the Amaam and Amaam North licences. Based on the current Resources and Exploration Targets it is estimated that there is up to 1.1Bt of coal across the Amaam and Amaam North licences. Total Resources comprising 593 Mt of coal with 120 Mt in the Measured and Indicated categories and an estimated Exploration target of 180 to 520 Mt.
- On 7 September 2015 the Group announced that it had signed a non-binding term sheet with Fund Vostok, a Russian government fund supporting infrastructure development in the Far East, to finance RUB 1.5 billion (US\$23 million) for construction of the Project F site access and haulage road. The financing is conditional upon TIG securing commitments from other parties to provide financing for the balance of the project.
- On 9 September 2015 the Group announced that 9,058,000 options had lapsed and been removed from the Company's option register.
- On 22 December 2015 the Group announced a further update to its Amaam North licence Resources and Exploration Target following the completion of a drill program in early 2015. This resulted in an increase in the Project F resource to 110.6 Mt, with 22.0 Measured, 55.7 Mt Indicated and 32.9 Mt Inferred.
- On 23 December 2015 the Group announced that 21,703,000 options had lapsed and been removed from the Company's option register.
- In December 2015, the Company submitted its application for actualisation of the Amaam Mining and Exploration Licence, the submission outlining the Company's plans to optimise the volume of drilling works to be reflected in the amended Exploration Licence when approved.
- In February 2016, the extension from 5 to 7 years for drilling in Amaam North was submitted for approval, which is expected within 60 days.

In the opinion of the Directors there were no further significant changes in the state of affairs of the Group during the financial period ended 31 December 2015 not otherwise reflected in these annual financial statements.

6. Events subsequent to reporting date

In the opinion of the directors of the Company, no transaction or event of a material or unusual nature have arisen in the interval between the end of the financial year and the date of this report that is likely to affect significantly the operations of the Group, the results of those operations, or the state of affairs of the Group in future financial years.

7. Dividends paid or recommended

The Directors do not recommend the payment of a dividend and no amount has been paid or declared by way of a dividend to the date of this report.

8. Likely developments

The Group will progress further exploration, appraisal and development of its Amaam and Amaam North Projects.

Further information about likely developments in the Group's operations and the expected results of those operations in future financial years has not been included in this report because disclosure of the information would be likely to result in unreasonable prejudice to the Group.

Tigers Realm Coal Limited
Directors' Report (continued)
For the year ended 31 December 2015

9. Environmental regulation

The Group's exploration and development activity in Russia is subject to Federal and Regional Environmental regulation. The Group is committed to meeting or exceeding its regulatory requirements and has systems in place to ensure compliance with the relevant Environmental regulation. The Directors are not aware of any breach of these regulations during the period covered by this report.

10. Directors' interests

The relevant interest of each Director in the shares or options over such instruments issued by the companies within the Group and other related bodies corporate, as notified by the directors to the ASX in accordance with S205G(1) of the *Corporations Act 2001*, at the date of this report is as follows:

	Tigers Realm Coal Limited	
	Ordinary shares	Options over ordinary shares
C Wiggill	600,000	2,500,000
OL Hegarty	17,290,482	3,500,000
R Morgan ¹	-	1,500,000
T Sidekov	-	1,500,000
B Gray	128,554,204	-

1. R Morgan transferred the entitlement of 1,000,000 options to BV Mining Holding Limited during 2014.

Tigers Realm Coal Limited
Directors' Report (continued)
For the year ended 31 December 2015

11. Share Options

Options granted to directors and executives of the Company

During or since the end of the 2015 financial year, an additional 6,000,000 options were issued to directors and 21,133,518 options to employees as part of the Company option plan, with 31,935,444 options forfeited and 2,084,074 exercised, thus bringing the options issued over ordinary shares in the Company to 31,406,000 as at 31 December 2015.

The option plan offers individuals the opportunity to acquire options over fully paid ordinary shares in the Company. Share options granted under the plan carry no dividend or voting rights. When exercised, each option is convertible into one ordinary share subject to satisfying vesting conditions and performance criteria. The shares when issued rank pari passu in all respects with previously issued fully paid ordinary shares. Option holders cannot participate in new issues of capital which may be offered to shareholders prior to exercise.

During the period share options were granted to Directors and staff as follows:

	Number of options granted
Directors	
C Wiggill	1,500,000
O Hegarty	1,500,000
R Morgan	500,000
T Sitdekov	500,000
A Manini ¹	1,500,000
A Gray ¹	500,000
Executives	
P Balka	2,525,222
D Kurochkin	2,194,815
S Southwood	1,500,000
D Forsyth	961,778
C Parry ²	2,846,111
C McFadden ³	1,755,444

1. Resigned 1 October 2015
2. Ceased employment 1 October 2015
3. Ceased employment 1 August 2015

Details on options over ordinary shares in the Company that were granted as compensation for no consideration to each key management person, during the reporting period and details on options that vested during the reporting period are disclosed in the Remuneration report. There have been no options granted since the end of the financial year.

Tigers Realm Coal Limited
Directors' Report (continued)
For the year ended 31 December 2015

11. Share Options (continued)

Unissued shares under options

At the date of this report unissued shares of the Group under option are as follows:

Expiry date	Exercise price	Number of shares
22 February 2017	0.500	1,267,000
28 March 2017	0.750	1,000,000
15 February 2018	0.260	150,000
15 February 2018	0.260	150,000
15 February 2018	0.340	1,525,000
22 March 2018	0.340	200,000
3 May 2018	0.500	1,000,000
3 May 2018	0.600	1,000,000
4 June 2019	0.500	2,000,000
28 February 2019	0.230	4,201,000
28 February 2019	0.170	4,201,000
17 April 2020	0.230	5,356,000
17 April 2020	0.170	5,356,000
11 June 2020	0.500	2,000,000
11 June 2020	0.230	2,000,000
		31,406,000

Once exercised, the option holder will be issued ordinary shares in the Company.

Details of the terms and conditions of options granted under the Staff Option Plan as part of the Group's Long Term Incentive Plan are outlined in the Remuneration report, and are included in Note 27 to the Financial Statements.

The options do not entitle the holder to participate in any share issue of the Company.

No shares have been issued by the Group during or since the end of the financial year as a result of the exercise of options.

Tigers Realm Coal Limited
Directors' Report (continued)
For the year ended 31 December 2015

12. Remuneration report – audited

This remuneration report sets out the remuneration information for Tigers Realm Coal Limited's Non-executive Directors and other key management personnel ("KMP") for the financial year ended 31 December 2015.

(a) Details of key management personnel

Name	Position	Commencement Date	
Directors			
Craig Wiggill	Chairman (prior to this was a Director (Non-executive))	20 November 2012	<i>Appointed as Chairman 1 October 2015</i>
Owen Hegarty	Director (Non-executive)	8 October 2010	
Ralph Morgan	Director (Non-executive)	1 April 2014	
Bruce Gray	Director (Non-executive)	1 October 2015	
Tagir Sitdekov	Director (Non-executive)	1 April 2014	
Antony Manini	Chairman	8 October 2010	<i>Resigned 1 October 2015</i>
Andrew Gray	Director (Non-executive)	28 March 2014	<i>Resigned 1 October 2015</i>
Senior Executives			
Peter Balka	Interim Chief Executive Officer (prior to this was the Chief Operating Officer)	1 January 2011	<i>Appointed as Interim Chief Executive Officer 1 October 2015</i>
Denis Kurochkin	Chief Financial Officer	21 July 2014	
Scott Southwood	General Manager Marketing	13 October 2013	
David Forsyth	Company Secretary	8 October 2010	
Craig Parry	Chief Executive Officer	12 November 2012	<i>Ceased 1 October 2015</i>
Chris McFadden	General Manager - Head of Commercial, Strategy & Corporate Development	1 January 2013	<i>Ceased 1 August 2015</i>

(b) Changes to key management personnel

Directors

On 1 October 2015 Mr Craig Wiggill was appointed as Chairman following the resignation of Mr Antony Manini.

On 1 October 2015 Mr Antony Manini resigned as Chairman of the Company and Mr Andrew Gray resigned as Non-Executive Director of the Company.

On 1 October 2015 Mr Bruce Gray was appointed as Non-Executive Director following the resignation of Mr Andrew Gray.

Executives

On 1 October 2015 Mr Peter Balka was appointed as Interim Chief Executive Officer.

On 1 October 2015 Mr Craig Parry ceased employment with the Company.

On 1 August 2015 Mr Chris McFadden ceased employment with the Company.

Scott Southwood became a KMP as of 1 August 2015, upon the cessation of employment of C McFadden.

There were no other changes during 2015.

Tigers Realm Coal Limited
Directors' Report (continued)
For the year ended 31 December 2015

12. Remuneration report – audited (continued)

(c) Principles used to determine the nature and amount of remuneration

Key management personnel (“KMP”) have authority and responsibility for planning, directing and controlling the Group’s activities and include the Directors and senior management of the Company.

The Board is committed to clear and transparent disclosure of the Company’s remuneration arrangements. The Company’s remuneration policy is designed to ensure that it enables the Company to attract and retain valued employees and motivate senior executives to pursue the long term growth and success of the Company, demonstrate a clear relationship between performance and remuneration and have regard for prevailing market conditions.

(d) Consequence of performance on shareholder wealth

The Directors are committed to developing and maintaining a remuneration policy and practices that are targeted at the achievement of corporate values and goals and the maximisation of shareholder value.

When determining compensation for KMP, the Remuneration and Nomination Committee and the Board have regard to financial funding, resource development, project advancement and development, and other objectives, based on goals set by the Remuneration and Nomination Committee and the Board throughout the year. In addition, the Board has regard to the following financial indices in respect of the financial year and previous four financial years.

	2015	2014 *As restated	2013 *As restated	2012 *As restated	2011 *As restated
Net profit / (loss) attributable to equity holders of the parent (\$ million)	\$(86.170)	\$(29.629)	\$(22.080)	\$(24.742)	\$17.156
Closing share price (\$)	\$0.03	\$0.12	\$0.165	\$0.16	\$0.27

*The Comparative restatement has been restated to show the effect of the voluntary change in accounting policy. Refer to Note 7

(e) Remuneration policy and structure for senior executives

The objective of the Group’s executive remuneration policy is to ensure reward for performance is market competitive and appropriate for the results delivered. The structure aligns executive reward with achievement of strategic objectives and the creation of wealth for shareholders, and conforms to market practice for delivery of reward. The structure provides a mix of fixed and variable remuneration and for the variable, or “at-risk”, remuneration a blend of short-term and long-term incentives. As executives gain seniority within the Group, the balance of this mix shifts to a higher proportion of “at-risk” rewards.

The Company’s remuneration policy and structure for its senior executives comprises three main components:

- Fixed Remuneration, which is the total base salary and includes employer superannuation contributions. The fixed remuneration reflects the job level, role, responsibilities, knowledge, experience and accountabilities of the individual executive and is set at a level which is competitive, aligned with the business needs and based on current market conditions in the mining industry and countries in which the Company does business.
 Compensation levels are reviewed each year by the Nomination and Remuneration Committee to take into account cost-of-living changes, any change in the scope of the role performed by the senior executive and any changes required to meet the principles of the remuneration policy. The review process considers individual and overall performance of the Group.
- Short-Term Incentive (“STI”), which is at-risk remuneration. This is an annual incentive award based on the achievement of pre-determined Company and individual objectives. These short-term incentives are available to executives and other eligible participants and are at the discretion of the Board. The STI is an at-risk bonus provided in the form of cash, which is payable in February each year.
- Long-Term Incentive (“LTI”) Program, which is at-risk remuneration. Under the LTI Program employees, at the discretion of the Board, are offered options over ordinary shares in the Company under the Company’s Option Plan.

For KMP other than the CEO and General Manager Marketing, the target remuneration mix in the current year is 50% fixed, and 50% at risk (15% STI and 35% LTI). For the CEO, the LTI element of remuneration was determined at the time of initial appointment. The General Manager Marketing is on a contract and is only eligible to the 35% LTI.

Tigers Realm Coal Limited

Directors' report (continued)

For the year ended 31 December 2015

12. Remuneration report – audited (continued)

For the STI element of remuneration, a performance framework has been developed for KMP and other senior executives under the STI programme. Key Performance Indicators (“KPI”) are developed for each individual, which are reassessed regularly to ensure they remain current and applicable as the Group’s operations develop.

Individual performance against these KPIs is assessed annually by the individual’s manager or the Chief Executive Officer, and is subject to Board discretion. The performance framework develops individual KPIs in the following proportions:

- 30% Group related KPIs, (these are specific to Health, Safety & Environmental, Project, and Corporate objectives); and
- 70% Individual KPIs tailored to the role and objectives of each senior executive.

For the LTI element of remuneration, options granted under the Company’s Option Plan, and any project completion bonuses are granted at the Company’s discretion, and are approved by the Board in advance. The number of options an executive is offered is a function of their level in the Group. Further details of the Option Plan are included in Note 27. The Company may make initial grants of options to certain senior executives as part of their individual employment contracts. It is a vesting condition that the holder of options remains an employee or director at the time of vesting.

Other than the provisions relating to vesting of LTI grants in certain circumstances, the employment contracts contain no termination benefits other than payments in lieu of notice and redundancy payments. The notice periods and redundancy payments vary for the individuals and depending upon the period of service.

The remuneration and other terms of employment for key management personnel are formalised in their employment contracts and services contracts.

(e) Employment contracts

The Group has entered into employment contracts with each senior executive which are open ended contracts with no expiry date. These contracts are capable of termination on three months’ notice. The Group retains the right to terminate a contract immediately by making a payment equal to three months’ pay in lieu of notice. No notice is required for termination due to serious misconduct. The senior executives are also entitled to receive on termination of employment their statutory entitlements of accrued annual and long service leave, together with any superannuation benefits. Employees whose services are provided on secondment from TRM, may be terminated on one month’s notice.

The employment contracts provide for the payment of performance-related cash bonuses under the STI programme and participation, where eligible, in the Company Option Plan under the LTI Program. The maximum cash bonus payable under the STI programme is up to 45% of total remuneration for senior executives, and up to 75% of base salary for the CEO.

The employment contract outlines the components of compensation but does not prescribe how compensation levels are modified year to year. The Nomination and Remuneration Committee reviews compensation levels each year to take into account market-related factors such as cost-of-living changes, any change in the role performed by the senior executive and any changes required to meet the principles of the compensation policy.

(f) Remuneration of Executive and Non-executive Directors

On appointment to the Board, Non-executive Directors enter into service agreements with the Company in the form of a Letter of Appointment. The letter summarises the Board Policies and terms, including compensation, relevant to the office of Director. The employment contracts with Directors have no fixed term.

Non-executive Director remuneration is reviewed annually by the Board. Non-executive Directors receive a base fee for being a Director and may receive additional fees for either chairing or being a member of a Board committee, working on special committees, and / or serving on special committees and / or special boards. Non-executive Directors’ fees are determined within an aggregate Directors’ fee pool limit, which has been established at \$1,500,000.

Non-executive Directors receive a fixed base fee. In addition to this fixed base fee all resident non-executive Directors and one non-resident Director receive 9.50 per cent in superannuation contributions. No retirement or other long term benefits are provided to any Director other than superannuation. The Non-executive Directors can claim reimbursement of out-of-pocket expenses incurred on behalf of the Company. The base fee for Directors reduced from \$75,000 per annum to \$30,000 per annum, effective 1 October 2015. In addition to the Chairman receiving \$100,000 per annum, from 1 October 2015, a per diem of the AUD equivalent of GBP 1,000 is payable whilst travelling in respect of the Group’s business. In addition to the base fee, \$20,000 per annum is also paid to the Director who performs the duties of Chairman of the Audit, Risk and Compliance Committee. No remuneration paid to Non-executive Directors during the financial year was results based.

Tigers Realm Coal Limited
Directors' report (continued)
For the year ended 31 December 2015

12. Remuneration report – audited (continued)

(h) Directors' and executive officers' remuneration

Details of the nature and amount of each major element of remuneration of each Director of the Company, and the key management personnel (as defined in AASB 124 *Related Party Disclosures*) are set out in the following tables.

Key management personnel of the Group and other executives of the Company and the Group

2015	Short - term			Post employment		Share - based payments		
	Cash Salary and fees \$	Non-Monetary Benefits (1) \$	STI cash bonus (2) \$	Super-annuation \$	Termination benefits \$	LTI (3) \$	Total Remuneration \$	Proportion of remuneration comprising options %
2015								
Non-executive Directors								
C Wiggill ⁹	105,269	-	-	8,592	-	26,716	140,577	19.00%
OL Hegarty	68,750	-	-	6,531	-	27,498	102,779	26.75%
R Morgan	63,544	-	-	-	-	23,362	86,906	26.88%
T Sitdekov	63,631	-	-	-	-	23,362	86,993	26.86%
B Gray ⁸	7,500	-	-	713	-	-	8,213	00.00%
AJ Manini ⁵	82,088	-	-	-	-	16,428	98,516	16.68%
A Gray ⁶	56,250	-	-	5,344	-	18,496	80,090	23.09%
Sub total	447,032	-	-	21,180	-	135,862	604,074	
Other key management personnel								
P Balka	400,461	-	-	17,500	-	195,237	613,198	31.84%
D Kurochkin	447,309	-	-	-	-	81,520	528,829	15.42%
S Southwood ¹⁰	317,600	-	-	-	-	42,146	359,746	11.72%
D Forsyth	118,587	-	-	8,119	-	80,110	206,816	38.74%
C Parry ⁴	250,574	6,555	-	29,702	242,906	76,525	606,262	12.62%
C McFadden ⁷	138,530	-	-	18,790	160,032	44,843	362,195	12.38%
Sub total	1,673,061	6,555	-	74,111	402,938	520,381	2,677,046	
Total key management personnel								
	2,120,093	6,555	-	95,291	402,938	656,243	3,281,120	

- Includes the value of fringe benefits and other allowances
- In respect of 2015.
- In accordance with the requirements of Accounting Standards, remuneration includes a proportion of the fair value of equity compensation granted or outstanding during the year (i.e. options granted under LTIP that remained unvested as at 31 December 2015). The fair value of equity instruments is determined at the grant date and is progressively allocated over the vesting period. The amount included as remuneration is not necessarily related to or indicative of the benefit (if any) that senior executives may ultimately realise should the equity instruments vest. The fair value of the options at the date of their grant has been determined in accordance with AASB 2 *Share-based Payments*. All options granted under the LTIP are equity settled.
- Ceased as Chief Executive Officer on 1 October 2015.
- Resigned as Chairman on 1 October 2015.
- Resigned as Non-Executive Director on 1 October 2015.
- Ceased as General Manager - Head of Commercial, Strategy & Corporate Development on 1 August 2015.
- Appointed as Non-Executive Director on 1 October 2015.
- Appointed as Independent Chairman on 1 October 2015.
- Became a KMP as of 1 August 2015, upon the cessation of employment of C McFadden.

Tigers Realm Coal Limited
Directors' report (continued)
For the year ended 31 December 2015

12. Remuneration report – audited (continued)

Key management personnel of the Group and other executives of the Company and the Group

2014	Short - term			Post employment		Share - based payments		
	Cash Salary and fees \$	Non-Monetary Benefits (1) \$	STI cash bonus (2) \$	Super-annuation \$	Termination benefits \$	LTI (3) \$	Total Remuneration \$	Proportion of remuneration comprising options %
2014								
Non-executive Directors								
AJ Manini	109,450	-	-	-	-	248,429	357,879	69.4%
OL Hegarty	75,000	-	-	7,031	-	146,021	228,052	64.0%
C Wiggill	76,056	-	-	7,125	-	21,567	104,748	20.6%
A Gray ⁸	57,074	-	-	5,373	-	24,740	87,187	28.4%
R Morgan ⁹	56,250	-	-	-	-	24,740	80,990	30.6%
T Sitdekov ⁹	58,741	-	-	-	-	24,740	83,481	29.6%
B Jamieson ⁶	25,962	-	-	2,401	-	39,176	67,539	58.0%
B Gray ⁵	7,247	-	-	670	-	-	7,917	0.0%
Sub total	465,780	-	-	22,600	-	529,413	1,017,793	
Other key management personnel								
C Parry ⁴	334,663	8,902	82,500	25,000	-	130,353	581,418	22.4%
P Balka	333,412	-	57,000	26,140	-	88,010	504,562	17.4%
D Kurochkin ⁷	160,182	-	26,300	-	-	-	186,482	0.0%
C McFadden	256,828	-	47,850	23,313	-	22,798	350,789	6.5%
D Forsyth	127,162	-	26,700	11,876	-	77,407	243,145	31.8%
Sub total	1,212,247	8,902	240,350	86,329	-	318,568	1,866,396	
Total key management personnel								
	1,678,027	8,902	240,350	108,929	-	847,981	2,884,189	

1. Includes the value of fringe benefits and other allowances
2. Paid in February 2015 in respect of 2014.
3. In accordance with the requirements of Accounting Standards, remuneration includes a proportion of the fair value of equity compensation granted or outstanding during the year (i.e. options granted under LTIP that remained unvested as at 31 December 2014). The fair value of equity instruments is determined at the grant date and is progressively allocated over the vesting period. The amount included as remuneration is not necessarily related to or indicative of the benefit (if any) that senior executives may ultimately realise should the equity instruments vest. The fair value of the options at the date of their grant has been determined in accordance with AASB 2 *Share-based Payments*. All options granted under the LTIP are equity settled.
4. Resigned as Managing Director on 5 May 2014. Mr Parry remains as Chief Executive Officer of the Company
5. Resigned as Non-Executive Director on 28 March 2014.
6. Resigned as Independent Non-Executive Director on 5 May 2014.
7. Appointed as Chief Financial Officer on 21 July 2014.
8. Appointed as Non-Executive Director on 28 March 2014.
9. Appointed as Non-Executive Director on 1 April 2014.

Tigers Realm Coal Limited
Directors' report (continued)
For the year ended 31 December 2015

12. Remuneration report – audited (continued)

(i) Analysis of performance related elements of remuneration

The following table shows the relative proportions of remuneration packages of the Executive Directors and KMP during the year ended 31 December 2015, that are linked to performance and those that are fixed. The STI and LTI components of each of the Senior Executive's remuneration are contingent upon the achievement of the performance criteria.

2015	Fixed Annual Remuneration (including superannuation contributions)	At Risk - STI as percentage of Total Remuneration 1	At Risk - LTI as percentage of Total Remuneration 2	At Risk - Total as percentage of Total Remuneration 2
Name	%	%	%	%
2015				
Other key management personnel				
Peter Balka, Interim CEO <i>(appointed as Interim CEO 1 October 2015)</i>	68.16	0.00	31.84	31.84
Denis Kurochin	84.58	00.0	15.42	15.42
Scott Southwood	88.28	0.00	11.72	11.72
David Forsyth	61.26	0.00	38.74	38.74
Craig Parry <i>(ceased as CEO 1 October 2015)</i>	87.38	0.00	12.62	12.62
Chris McFadden <i>(ceased as General Manager - Head of Commercial, Strategy & Corporate Development 1 August 2015)</i>	87.62	0.00	12.38	12.38
2014				
Other key management personnel				
Craig Parry, CEO <i>(resigned as MD 5 May 2014)</i>	63.39	14.19	22.42	36.61
Peter Balka	71.26	11.30	17.44	28.74
Denis Kurochkin	85.90	14.10	0.00	14.10
Chris McFadden	79.86	13.64	6.50	20.14
David Forsyth	57.18	10.98	31.84	42.82

Note 1 Paid in February 2015 in respect of FY14.

Note 2 Since the LTI is provided exclusively by way of options, the percentages disclosed also reflect the value of remuneration consisting of options, based on the value of options expensed during the year.

The Options Scheme prohibits executives from entering into arrangements to protect the value of unvested LTI Plan awards. The prohibition includes entering into contracts to hedge their exposure to options awarded as part of their remuneration package.

Tigers Realm Coal Limited
Directors' report (continued)
For the year ended 31 December 2015

12. Remuneration report – audited (continued)

(j) Analysis of bonuses included in remuneration

Details of the vesting profile of short-term incentive (STI) cash bonuses awarded as remuneration to each Executive Director of the Company, and the key management personnel of the Company are set out in the following table.

	Short-term incentive bonuses		
	Included in remuneration \$ (A)	Vested in year %	Forfeited in year % (B)
2015			
Executives			
P Balka	-	-	100%
D Kurochkin	-	-	100%
S Southwood	N/A	N/A	N/A
D Forsyth	-	-	100%
C Parry	-	-	100%
C McFadden	-	-	100%
<hr/>			
2014			
Executives			
C Parry	82,500	33%	67%
P Balka	57,000	38%	62%
D Kurochkin	26,300	37%	63%
C McFadden	47,850	36%	64%
D Forsyth	26,700	37%	63%

A Amounts included in remuneration for the financial year represent the amount that vested in the financial year based on the achievement of personal goals and the satisfaction of specified performance criteria. No amounts vest in future financial years in respect of the STI bonus scheme for the 2015 financial year.

B The amounts forfeited are due to the performance or service criteria not being met in relation to the current financial year.

Due to prevailing market conditions, the Company did not award any bonuses to senior executives in respect of the 2015 financial year.

Tigers Realm Coal Limited
Directors' report (continued)
For the year ended 31 December 2015

12. Remuneration report – audited (continued)

(k) Share Options granted as remuneration

Details on options over ordinary shares in the Company that were granted as compensation for no consideration to each key management person, during the reporting period and details on options that vested during the reporting period were as follows:

	Number of options granted during year	Grant date	Fair value of option at grant date \$	Exercise price per option \$	Vesting date start	Vesting date finish	Expiry date	Option vesting performance hurdle \$
2015								
Directors								
C Wiggill	1,000,000	11/06/2015	0.021	0.500	11/06/2015	11/06/2016	11/06/2020	0.000
C Wiggill	500,000	11/06/2015	0.035	0.230	11/06/2015	11/06/2017	11/06/2020	0.000
O Hegarty	1,000,000	11/06/2015	0.021	0.500	11/06/2015	11/06/2016	11/06/2020	0.000
O Hegarty	500,000	11/06/2015	0.035	0.230	11/06/2015	11/06/2017	11/06/2020	0.000
A Gray	500,000	11/06/2015	0.035	0.230	11/06/2015	11/06/2017	11/06/2020	0.000
R Morgan	500,000	11/06/2015	0.035	0.230	11/06/2015	11/06/2017	11/06/2020	0.000
T Sitdekov	500,000	11/06/2015	0.035	0.230	11/06/2015	11/06/2017	11/06/2020	0.000
A Manini	1,000,000	11/06/2015	0.021	0.500	11/06/2015	11/06/2016	11/06/2020	0.000
A Manini	500,000	11/06/2015	0.035	0.230	11/06/2015	11/06/2017	11/06/2020	0.000
Executives								
P Balka	1,051,500	17/04/2015	0.049	0.2300	17/04/2015	17/04/2016	17/04/2020	0.000
P Balka	1,051,500	17/04/2015	0.061	0.1700	17/04/2015	17/04/2017	17/04/2020	0.000
P Balka	422,222	17/04/2015	0.013	0.0000	17/04/2015	17/05/2015	17/05/2015	0.000
D Kurochkin	1,000,000	17/04/2015	0.049	0.2300	17/04/2015	17/04/2016	17/04/2020	0.000
D Kurochkin	1,000,000	17/04/2015	0.061	0.1700	17/04/2015	17/04/2017	17/04/2020	0.000
D Kurochkin	194,815	17/04/2015	0.013	0.0000	17/04/2015	17/05/2015	17/05/2015	0.000
S Southwood	750,000	17/04/2015	0.049	0.2300	17/04/2015	17/04/2016	17/04/2020	0.000
S Southwood	750,000	17/04/2015	0.061	0.1700	17/04/2015	17/04/2017	17/04/2020	0.000
D Forsyth	382,000	17/04/2015	0.049	0.2300	17/04/2015	17/04/2016	17/04/2020	0.000
D Forsyth	382,000	17/04/2015	0.061	0.1700	17/04/2015	17/04/2017	17/04/2020	0.000
D Forsyth	197,778	17/04/2015	0.013	0.0000	17/04/2015	17/05/2015	17/05/2015	0.000
C Parry	1,117,500	17/04/2015	0.049	0.2300	17/04/2015	17/04/2016	17/04/2020	0.000
C Parry	1,117,500	17/04/2015	0.061	0.1700	17/04/2015	17/04/2017	17/04/2020	0.000
C Parry	611,111	17/04/2015	0.013	0.0000	17/04/2015	17/05/2015	17/05/2015	0.000
C McFadden	700,500	17/04/2015	0.049	0.2300	17/04/2015	17/04/2016	17/04/2020	0.000
C McFadden	700,500	17/04/2015	0.061	0.1700	17/04/2015	17/04/2017	17/04/2020	0.000
C McFadden	354,444	17/04/2015	0.013	0.0000	17/04/2015	17/05/2015	17/05/2015	0.000
2014								
Directors								
A Gray	1,000,000	4/06/14	0.043	0.500	4/06/14	4/06/15	4/06/2019	0.000
R Morgan	1,000,000	4/06/14	0.043	0.500	4/06/14	4/06/15	4/06/2019	0.000
T Sitdekov	1,000,000	4/06/14	0.043	0.500	4/06/14	4/06/15	4/06/2019	0.000
Executives								
C Parry	1,364,500	19/12/2014	0.030	0.2300	19/12/2014	19/12/2015	28/02/2019	0.000
C Parry	1,364,500	19/12/2014	0.036	0.1700	19/12/2014	28/02/2016	28/02/2019	0.000
P Balka	1,291,000	19/12/2014	0.030	0.2300	19/12/2014	19/12/2015	28/02/2019	0.000
P Balka	1,291,000	19/12/2014	0.036	0.1700	19/12/2014	28/02/2016	28/02/2019	0.000
C McFadden	577,000	19/12/2014	0.030	0.2300	19/12/2014	19/12/2015	28/02/2019	0.000
C McFadden	577,000	19/12/2014	0.036	0.1700	19/12/2014	28/02/2016	28/02/2019	0.000
D Forsyth	541,000	19/12/2014	0.030	0.2300	19/12/2014	19/12/2015	28/02/2019	0.000
D Forsyth	541,000	19/12/2014	0.036	0.1700	19/12/2014	28/02/2016	28/02/2019	0.000

Tigers Realm Coal Limited
Directors' report (continued)
For the year ended 31 December 2015

12. Remuneration report – audited (continued)

These share options have been fair valued at the grant date using an independent valuation firm.

It is a vesting condition that the holder remains an employee or director at the time of vesting.

Further details of the Option Plan are included in Note 27.

2,084,074 options granted as part of the STI remuneration were exercised during the reporting period.

Options over ordinary shares in the Company vested during the reporting period as follows:

	Number of options vested in year	Grant date	Fair value of option at grant date \$	Exercise price per option \$	Vesting date start	Vesting date finish	Expiry date	Option vesting performance hurdle \$	Options vested in year %
2015									
Directors									
O Hegarty	1,000,000	03/05/13	0.065	0.600	03/05/13	03/05/15	03/05/18	0.000	100
R Morgan	1,000,000	04/06/14	0.043	0.500	04/06/14	04/06/15	04/06/19	0.000	100
T Sitdekov	1,000,000	04/06/14	0.043	0.500	04/06/14	04/06/15	04/06/19	0.000	100
A Manini	1,500,000	03/05/13	0.065	0.600	03/05/13	03/05/15	03/05/18	0.000	100
A Gray	1,000,000	04/06/14	0.043	0.500	04/06/14	04/06/15	04/06/19	0.000	100
Executives									
P Balka	718,000	15/02/13	0.115	0.340	15/02/13	15/02/15	15/02/18	0.000	100
	1,291,000	19/12/14	0.030	0.230	19/12/14	19/12/15	28/02/19	0.000	100
	422,222	17/04/15	0.130	0.000	17/04/15	17/05/15	17/05/15	0.000	100
D Kurochkin	194,815	17/04/15	0.130	0.000	17/04/15	17/05/15	17/05/15	0.000	100
D Forsyth	541,000	19/12/14	0.030	0.230	19/12/14	19/12/15	28/02/19	0.000	100
	197,778	17/04/15	0.130	0.000	17/04/15	17/05/15	17/05/15	0.000	100
C Parry	611,111	17/04/15	0.130	0.000	17/04/15	17/05/15	17/05/15	0.000	100
2014									
Directors									
C Wiggill	1,000,000	03/05/13	0.064	0.500	03/05/13	03/05/14	03/05/18	0.000	100
A Manini	1,500,000	28/03/12	0.127	0.750	28/03/12	28/03/14	28/03/17	0.000	100
O Hegarty	1,000,000	28/03/12	0.127	0.750	28/03/12	28/03/14	28/03/17	0.000	100
Executives									
C Parry	2,000,000	12/11/12	0.038	0.750	12/11/12	12/11/14	12/11/17	0.000	100
	2,000,000	12/11/12	0.032	1.000	12/11/12	12/11/14	12/11/17	0.000	100
P Balka	562,000	22/02/12	0.16	0.500	22/02/12	22/02/14	22/02/17	0.000	100
C McFadden	128,000	22/02/12	0.16	0.500	22/02/12	22/02/14	22/02/17	0.000	100
D Forsyth	103,000	22/02/12	0.16	0.500	22/02/12	22/02/14	22/02/17	0.000	100

Tigers Realm Coal Limited
Directors' report (continued)
For the year ended 31 December 2015

12. Remuneration report – audited (continued)

(l) Analysis of Movement in Share Options

The movement during the reporting period, by value, of options over ordinary shares in the Company held by each key management person.

	Value of options granted during year \$	Value of options exercised in year \$	Value of options lapsed in year \$	Remuneration consisting of options for the year %
2015				
Directors				
C Wiggill	38,500	-	-	25.3
O Hegarty	38,500	-	-	33.8
R Morgan	17,500	-	-	21.6
T Sitdekov	17,500	-	-	21.6
A Manini	38,500	-	304,546	31.9
A Gray	17,500	-	47,866	22.1
Other Key Management Personnel				
P Balka	170,554	54,889	-	28.5
D Kurochkin	135,326	25,326	-	23.3
S Southwood	82,500	-	-	20.6
D Forsyth	67,731	25,711	-	34.8
C Parry	202,369	79,444	492,222	27.6
C McFadden	123,133	46,078	113,997	27.9
2014				
Directors				
A Manini	-	-	1,084,067	69.4
O Hegarty	-	-	601,533	64.0
C Wiggill	-	-	-	20.6
A Gray	43,000	-	-	28.4
R Morgan	43,000	-	-	30.6
T Sitdekov	43,000	-	-	29.6
B Jamieson	-	-	-	58.0
Other Key Management Personnel				
C Parry	90,057	-	409,827	22.4
P Balka	85,206	-	228,060	17.4
D Kurochkin	-	-	-	-
C McFadden	38,082	-	132,207	6.5
D Forsyth	35,706	-	409,827	31.8

2,084,074 shares were issued as a result of the exercise of options (not by all executives) during the year ended 31 December 2015.

For details on the valuation of options, including models and assumptions used, refer to Note 27.

Tigers Realm Coal Limited
Directors' report (continued)
For the year ended 31 December 2015

12. Remuneration report – audited (continued)

(m) Analysis of options over equity instruments granted as compensation

Option vesting profiles over the Company's ordinary shares granted as remuneration to each KMP and executive are detailed below.

	Options granted		Vested in year	Forfeited/ Lapsed in year	Vesting date start	Vesting date finish
	Number	Grant date				
Directors						
C Wiggill	1,000,000	03/05/13	-	-	03/05/13	03/05/14
	1,000,000	11/06/15	-	-	11/06/15	11/06/16
	500,000	11/06/15	-	-	11/06/15	11/06/17
O Hegarty	1,000,000	28/03/12	-	-	28/03/12	28/03/14
	1,000,000	03/05/13	1,000,000	-	03/05/13	03/05/15
	1,000,000	11/06/15	-	-	11/06/15	11/06/16
R Morgan	500,000	11/06/15	-	-	11/06/15	11/06/17
	1,000,000	04/06/14	1,000,000	-	04/06/14	04/06/15
	500,000	11/06/15	-	-	11/06/15	11/06/17
T Sitdekov	1,000,000	04/06/14	1,000,000	-	04/06/14	04/06/15
	500,000	11/06/15	-	-	11/06/15	11/06/17
A Manini	1,500,000	28/03/12	-	(1,500,000)	28/03/12	28/03/14
	1,500,000	3/05/13	1,500,000	(1,500,000)	3/05/13	3/05/15
	1,000,000	11/06/15	-	(1,000,000)	11/06/15	11/06/16
	500,000	11/06/15	-	(500,000)	11/06/15	11/06/17
A Gray	1,000,000	04/06/14	1,000,000	(1,000,000)	04/06/14	04/06/15
	500,000	11/06/15	-	(500,000)	11/06/15	11/06/17
Executives						
P Balka	718,000	15/02/13	718,000	-	15/02/13	15/02/15
	562,000	22/02/12	-	-	22/02/12	22/02/14
	1,291,000	19/12/14	1,291,000	-	19/12/14	19/12/15
	1,291,000	19/12/14	-	-	19/12/14	28/02/16
	422,222	17/04/15	422,222	-	17/04/15	17/04/15
	1,051,500	17/04/15	-	-	17/04/15	17/05/16
	1,051,500	17/04/15	-	-	17/04/15	17/04/17
D Kurochkin	194,815	17/04/15	194,815	-	17/04/15	17/05/15
	1,000,000	17/04/15	-	-	17/04/15	17/04/16
	1,000,000	17/04/15	-	-	17/04/15	17/04/17
S Southwood	750,000	17/04/15	-	-	17/04/15	17/04/16
	750,000	17/04/15	-	-	17/04/15	17/04/17
D Forsyth	103,000	22/02/12	-	-	22/02/12	22/02/14
	143,000	15/02/13	143,000	-	15/02/13	15/02/15
	541,000	19/12/14	541,000	-	19/12/14	19/12/15
	541,000	19/12/14	-	-	19/12/14	28/02/16
	197,778	17/04/15	197,778	-	17/04/15	17/05/15
	382,000	17/04/15	-	-	17/04/15	17/04/16
	382,000	17/04/15	-	-	17/04/15	17/04/17
C Parry	1,364,500	19/12/14	-	(1,364,500)	19/12/14	19/12/15
	1,364,500	19/12/14	-	(1,364,500)	19/12/14	19/12/16
	2,000,000	12/11/12	-	(2,000,000)	12/11/12	12/11/13
	2,000,000	12/11/12	-	(2,000,000)	12/11/12	12/11/13
	2,000,000	12/11/12	-	(2,000,000)	12/11/12	12/11/14
	2,000,000	12/11/12	-	(2,000,000)	12/11/12	12/11/14
	611,111	17/04/15	611,111	-	17/04/15	17/05/15
	1,117,500	17/04/15	-	(1,117,500)	17/04/15	17/04/16
1,117,500	17/04/15	-	(1,117,500)	17/04/15	17/04/17	
C McFadden	128,000	22/02/12	-	(128,000)	22/02/12	22/02/14
	577,000	19/12/14	-	(577,000)	19/12/14	19/12/15
	577,000	19/12/14	-	(577,000)	19/12/14	19/12/16
	354,444	17/04/15	354,444	(354,444)	17/04/15	17/05/15
	700,500	17/04/15	-	(700,500)	17/04/15	17/04/16
	700,500	17/04/15	-	(700,500)	17/04/15	17/04/17

This marks the end of the Remuneration Report.

Tigers Realm Coal Limited

Directors' report (continued)

For the year ended 31 December 2015

13. Corporate Governance Statement

The Board of Directors are responsible for the Company's corporate governance. The Board guides and monitors the business affairs of the Company on behalf of the shareholders by whom they are elected and to whom they are accountable. The Company has adopted systems of control and accountability as the basis for administering corporate governance. The Board is committed to administering the policies and procedures with openness and integrity, pursuing the highest standards of corporate governance commensurate with the Company's needs. To the extent that they are appropriate and applicable the Company has adopted the Principles of Good Corporate Governance Recommendations as published by the ASX Corporate Governance Council. As the Company's activities develop in size, nature and scope, the Board will consider on an ongoing basis its corporate governance structures and whether they are sufficient given the Company's size and nature of operations.

The Company and its controlled entities together are referred to as the Group in this statement.

This Corporate Governance Statement is current as at 22 March 2016 and has been approved by the Board. A description of the Group's corporate governance practices are set out below. Where changes have occurred during 2015, the dates of these changes are shown. These corporate governance practices have been in place since the Company was listed on the ASX on 29 August 2011. Copies of the corporate governance documents mentioned in this statement are available on the Company's website.

Principle 1: Lay solid foundations for management and oversight

Role of the Board

The Board's primary role is the protection and enhancement of long-term shareholder value. To fulfil this role, the Board is responsible for the overall corporate governance of the Group. The Board exercises its powers and performs its obligations in accordance with the provisions of the Company's constitution and the *Corporations Act 2001*.

The Board is responsible for:

- charting the direction, policies, strategies and financial objectives of the Company and ensuring appropriate resources are available;
- monitoring the implementation of these policies and strategies and the achievement of financial objectives;
- monitoring compliance with control and accountability systems, regulatory requirements and ethical standards;
- ensuring the preparation of accurate financial reports and statements;
- reporting to shareholders and the investment community on the performance and state of the Company; and
- reviewing on a regular and continuing basis:
 - executive succession planning (in particular the CEO); and
 - executive development activities.

Day to day management of the Group's affairs and the implementation of the corporate strategy and policy initiatives are formally delegated by the Board to the CEO and senior executives as set out in the Group's Delegation Policy, which is available on the Company's website. These delegations of authority are reviewed on a regular basis.

Board committees

The Board has established three committees to assist in the execution of its duties and to allow detailed consideration of complex issues. Current committees of the Board are the Nomination and Remuneration Committee, the Audit, Risk and Compliance Committee and the Development and Finance Committee. The committee structures and memberships are reviewed regularly.

Each committee has its own written charter setting out its role and responsibilities, composition, structure, and meeting requirements. These charters are subject to regular review and are available on the Company website. All matters determined by committees are submitted to the full Board as recommendations for Board decisions.

Minutes of committee meetings are tabled at subsequent board meetings. Additional requirements for specific reporting by the committees to the Board are addressed in the charter of the individual committee.

Management Performance Evaluation

The Board, in conjunction with the Nomination and Remuneration Committee, is responsible for approving the performance objectives and measures for the CEO and other senior executives and providing input into the evaluation of performance against them. Performance evaluations of senior executives and management were completed for the 2015 financial year. The Company did not award any bonuses to senior executives in respect of the 2015 financial year.

Tigers Realm Coal Limited

Directors' report (continued)

For the year ended 31 December 2015

13. Corporate Governance Statement (continued)

Principle 2: Structure of the Board

Composition of the Board

The names of Company's Directors in office at the date of this report, specifying which are independent, are set out in the Directors' report. At the date of this report, the Board consists of four Non-executive Directors and one Non-executive Chairman. The composition of the Board is determined in accordance with the following principles outlined in the Board Charter:

- a minimum of three Directors;
- the intention that as the Group develops the majority of Directors will be independent; and
- the requirement for the Board is to undertake an annual performance evaluation and consider the appropriate mix of skills required by the Board to maximise its effectiveness and its contribution to the Group.

The Board considers the mix of skills and diversity of Board members when assessing the composition of the Board.

At the date of this report, the Board does not meet the Good Corporate Governance Recommendations ("Recommendations") in that the majority of Directors should be independent. The Group's Chairman is independent. Given the developmental nature of the Company and the experience of the Directors, the Board considers the composition of the Board, with an independent Chairman, effective 1 October 2015, to be appropriate at this time. In due course it is proposed to increase the number of independent Directors on the Board.

Director Independence

The Board has adopted specific principles in relation to Directors' independence. These state that when determining independence, a Director must be a non-executive and the Board should consider whether the Director:

- is a substantial shareholder of the Company or an officer of, or otherwise associated directly with, a substantial shareholder of the Company;
- is or has been employed in an executive capacity by the Company of any other Group member, within three years before commencing to serve on the Board;
- within the last three years has been a principal of a material professional advisor or a material consultant to the Company or any other Group member, or an employee materially associated with the service provided;
- is a material supplier or customer of the Company or any other Group member, or an officer of or otherwise associated directly or indirectly with a material supplier or customer; and
- has a material contractual relationship with the Company or other Group member other than a Director of the Company.

Family ties and cross-directorships may be relevant in considering interests and relationships which may compromise independence, and should be disclosed by Directors to the Board.

The Board regularly reviews the independence of each Director in light of interests disclosed and will disclose any change to the ASX, as required by the ASX Listing Rules.

Independent Professional Advice

All Directors may obtain independent professional advice, at the Company's cost, in carrying out their duties and responsibilities. Prior approval from the Chairman or the Board is required before seeking independent professional advice.

Chairman

The Board elects one of its Non-executive Directors to be the Chairman. The Chairman is responsible for leading the Board, ensuring Directors are properly briefed in all matters relevant to their role and responsibilities, facilitating Board discussions and managing the Board's relationship with the Company's senior executives. The Recommendations note that the Chairman should be an independent Director. The current Chairman, Mr Craig Wiggill, who was elected Chairman on 1 October 2015, satisfies the independence recommendation. The role of the Chairman is separate from that of the Chief Executive Officer. The CEO is responsible for implementing Group strategies and policies.

Tigers Realm Coal Limited

Directors' report (continued)

For the year ended 31 December 2015

13. Corporate Governance Statement (continued)

Orientation Program

The orientation program provided to new Directors and senior executives enables them to actively participate in Board decision making as soon as possible. It ensures that they have a full understanding of the Group's financial position, strategies operations, culture, values and risk management policies. Directors have the opportunity to visit the Group's business operations and meet with management to gain a better understanding of the Group's operations. The Group also supports Directors to undertake continuing education relevant to the discharge of their obligations as Directors of the Group.

Nomination and Remuneration Committee

The Nomination and Remuneration Committee consists of two Non-executive Directors and the Chairman. The Committee has a documented charter, approved by the Board which is available on the Company's website. Details of the qualifications of members of the Nomination and Remuneration Committee and their attendance at meetings of the Committee are set out in the Directors' Report. The Chairman of the Committee is Mr Owen Hegarty, a Non-executive Director.

The Nomination and Remuneration Committee operates in accordance with its charter, and the main responsibilities of the nomination activities of the Committee are to:

- review and make recommendations to the Board relating to the remuneration of the Directors and the CEO;
- assess the necessary and desirable competencies of Board members;
- review Board succession planning;
- make recommendations to the Board regarding the appointment and re-election of Directors and the CEO;
- oversee succession planning, selection and appointment practices for management and employees of the Group;
- develop a process for the evaluation of the performance of the Board, its committees and Directors; and
- consider strategies to address Board diversity and the Company's performance in respect of the Company's Diversity Policy.

The Committee is also responsible for considering and articulating the time needed to fulfil the role of Chairman and Non-executive Directors.

A performance evaluation of the Board, its committees and the Directors was completed in 2015. The outcomes of the evaluation were discussed and considered by all the Directors and specific performance goals agreed upon for the coming year.

Development and Finance Committee

The Development and Finance Committee consists of not less than three non-executive directors appointed by Board. The Chairman will be a member of the Committee as appointed by the Board. The purpose of the Committee is to review and make recommendations on strategy, business development, budgeting, finance, sales agreements and TIG member agreements with substantial shareholders.

Decision making powers are retained by the Board.

The role of the Committee is to review and make recommendations to the Board in respect of matters that are material to the TIG Group as a whole in relation to:

- strategy and business development (including any agreements or arrangements with any Government Agency or third party in relation to the TIG Group and its development of currently planned and potential future projects);
- operational and capital project budgeting and finance;
- any agreements or arrangements relating to coal marketing and sales (including off-take and related finance arrangements);
- any agreements by any member of the TIG Group with RDIF, BVMHL, TRM, Bruce Gray or any of their respective affiliates; and
- any other matters to be assigned by the TIG Board for review.

Tigers Realm Coal Limited

Directors' report (continued)

For the year ended 31 December 2015

13. Corporate Governance Statement (continued)

The responsibilities of the Committee are as follows:

- review the Company's strategy and make recommendations to the Board regarding changes, having regard to such factors as pricing, costs, competition, structure, markets, TIG strengths etc.;
- review business development opportunities including agreements or arrangements with any Government Agency or third party and make recommendations on these development opportunities;
- review and make recommendations on operational and capital project budgeting;
- review and make recommendations on proposed financing for the TIG Group;
- review any agreements or arrangements relating to coal marketing and sales and make recommendations to the Board. These may include off-take and related finance arrangements;
- review agreements by members of the TIG Group with substantial shareholders RDIF, BVMHL, TRM, Bruce Gray or their respective affiliates and make recommendations to the Board; and
- review other matters as assigned by the TIG Board from time to time and make recommendations.

Principle 3: Promote ethical and responsible decision making

Code of Conduct

The Company has developed a Code of Conduct which has been endorsed by the Board and applies to all Directors, employees and contractors. The Code of Conduct is regularly reviewed and updated as necessary to ensure it reflects the highest standards of behaviour, professionalism and business ethics necessary to maintain confidence in the Group's integrity.

In summary the Code of Conduct requires that at all times all Group personnel act with utmost integrity, objectivity and in compliance with the letter and the spirit of the law and Group policies.

Whistleblowers' Policy

The Company's Whistleblowers' Policy encourages employees and contractors to report concerns in relation to illegal, unethical or improper conduct without fear of reprisal if it is reported in good faith. The Company commits to absolute confidentiality and fairness in all matters raised.

Securities Trading

Directors and employees are allowed to purchase and sell shares in the Group provided they comply with the provisions of the Group's Securities Trading Policy. The trading policy prohibits Directors and employees and their associates from trading in Group securities when they are in possession of price sensitive information which is not publicly available or during "blackout" periods.

Directors and restricted employees must seek prior written approval before undertaking any trading in Company securities. The Directors and employees must also advise the Company Secretary if they intend to enter into, or have entered into, a margin lending or other security arrangement affecting Company securities. The Company Secretary will advise the ASX of any transactions conducted by Directors in relation to the Company securities. A register of interests is maintained which record security holdings in the Company by Directors and employees. . The Securities Trading Policy was updated on 10 September 2015.

Workplace Diversity

The Board is committed to having an appropriate blend of diversity on the Board, and in the Group's senior executive positions. The Group values diversity and recognises the benefits it can bring to the Group's ability to achieve its goals. The Group has adopted a diversity policy which outlines the Group's diversity objectives in relation to gender, age, cultural background and ethnicity. The Group has not established specific measurable gender and diversity objectives due to the start-up nature of its situation in the exploration and development of coking coal projects. However, the Group remains committed to recruiting the best candidates for roles at all levels within the Group at every operation. As at 31 December 2015, women comprised 35% (2014: 35%) of employees throughout the Group. There are currently no female members of the Board.

Copies of the Code of Conduct, the Whistleblowers' Policy, the Diversity Policy and the Securities Trading Policy are available on the Company's website.

Tigers Realm Coal Limited

Directors' report (continued)

For the year ended 31 December 2015

13. Corporate Governance Statement (continued)

Principle 4: Safeguard integrity in financial reporting

Audit, Risk and Compliance Committee

The Audit, Risk and Compliance Committee currently consists of one Non-executive Director and the Chairman, effective from 1 October 2015. The Chairman of the Committee is a Non-executive Director. The membership of the Committee does not fully meet the Good Corporate Governance Recommendations ("Recommendations") in that the Committee does not consist of a majority of independent Directors. Given the size of the Group and the Board, and the start-up nature and straight forward structure of the Group, the Directors consider that the Audit, Risk and Compliance Committee is of sufficient size, independence and technical expertise to discharge its mandate effectively.

All members of the Committee are financially literate and have an appropriate understanding of the mining industry. The Chairman, Mr Owen Hegarty has relevant qualifications with a Bachelor of Economics (Hons) and experience by virtue of being a director on other ASX listed companies.

The Audit, Risk and Compliance Committee has a documented charter, updated on 10 December 2015 and approved by the Board. All members should be Non-executive Directors, and the Chairman should be independent. Details of the qualifications of members of the Audit, Risk and Compliance Committee and their attendance at meetings of the Committee are set out in the Directors' report. The Charter is available on the Company website and includes requirements for the Committee to consider the selection and appointment of the external auditor, and for the rotation of external audit engagement partners.

The main responsibilities of the Committee are to:

- review, assess and make recommendations to the Board on annual and half-year financial reports and all other financial information released to the market;
- assist the Board in reviewing the effectiveness of the Group's internal control environment covering:
 - effectiveness and efficiency of operations;
 - reliability of financial reporting; and
 - compliance with applicable laws and regulations.
- oversee the effective operation of the risk management framework;
- recommend to the Board the appointment, removal and remuneration of the external auditors, and review the terms of their engagement, the scope and quality of the audit and assess the performance of the auditor;
- consider the independence and competence of the external auditor on an ongoing basis; and
- review and approve the level of non-audit services provided by the external auditors and ensure that they do not adversely impact on auditor independence.

In fulfilling its responsibilities, the Audit, Risk and Compliance Committee:

- receives regular reports from management and the external auditor;
- meets with the external auditor at least twice a year without management being present, or more frequently if necessary;
- reviews the processes in place to support the CEO and CFO certification to the Board;
- reviews any significant disagreements between the auditors and management, irrespective of whether any have been resolved; and
- provides the external auditors with a clear line of direct communication at any point in time to either the Chair of the Audit, Risk and Compliance Committee or the Chairman of the Board.

The Committee has authority, within the scope of its responsibilities, to seek any information it requires from any employee or external party.

CEO and CFO certification

The Chief Executive Officer and the Chief Financial Officer have declared in writing to the Board in accordance with Section 295 of the *Corporations Act 2001* that the financial records of the Company for the financial year have been properly maintained, and that the Company's financial reports for the financial year ended 31 December 2015 comply with accounting standards and present a true and fair view of the Company's financial condition and operational results. The statement is required both annually and semi-annually, effective from 10 September 2015.

The Board has received and is satisfied with certification provided by the CEO and CFO that the Group's risk management and internal control systems are sound and operated effectively in all material aspects in relation to financial reporting risks for the financial year ended 31 December 2015.

Tigers Realm Coal Limited

Directors' report (continued)

For the year ended 31 December 2015

13. Corporate Governance Statement (continued)

External auditor

The role of the external auditor is to provide an independent opinion that the financial reports are true and fair and comply with applicable accounting standards.

The Company and the Committee policy is to appoint external auditors who clearly demonstrate quality and independence. KPMG has provided an independence declaration to the Board for the financial year ended 31 December 2015. The Committee has considered the nature of the non-audit and assurance related services provided by the external auditor during the year and determined that the services provided, and the amount paid for those services, are compatible with the general standard of independence for auditors imposed by the Corporations Act 2001. The Committee has examined detailed material provided by the external auditor and by management and has satisfied itself that the standards of auditor independence and associated issues have been fully complied with.

The roles of lead partner and audit review partner are rotated every five years.

The external auditor will attend the annual general meeting and will be available to answer shareholder questions about the conduct of the audit and the preparation and content of the audit report.

Principle 5: Make timely and balanced disclosure

The Company has established written policies and procedures on information disclosure that focus on continuous disclosure of any information concerning the Group that a reasonable person would expect to have a material effect on the price of the Company's securities. All information disclosed to the ASX is posted on the Company's website as soon as it is disclosed to the ASX.

The Company Secretary is responsible for communications with the ASX and compliance with the continuous disclosure requirements in the ASX Listing Rules. The Company also has in place a policy to monitor media sources. This role also oversees and coordinates information disclosure to shareholders, media and to the general public.

The Company's continuous disclosure policy is available on the Company's website.

Principle 6: Shareholder communications

The Company places a high priority on communications with shareholders and aims to provide all shareholders with comprehensive, timely and equal access to balanced information about Group activities so that they can make informed investment decisions and provide undivided support to the Group. Principal communications to investors are through the provision of the annual report, financial statements, and market announcements.

The Company website enables users to provide feedback and has an option for shareholders to register their email address for direct email updates on Group matters.

The Company's communications policy is available on the Company's website.

Principle 7: Recognise and manage risk

The Board is responsible for satisfying itself that management has developed and implemented a sound system for risk management and internal control. The Board regards managing the risks that affect the Group's businesses as a fundamental activity, as they influence the Group's performance, reputation and success. Detailed work on the management of risk is delegated to the Audit, Risk and Compliance Committee and reviewed by the Board. The Committee recommends any actions it deems necessary to the Board for its consideration.

The Committee is responsible for ensuring that there are adequate policies in relation to risk management, compliance and internal control systems. The Committee monitors the Company's risk management by overseeing management's actions in the evaluation, management, monitoring and reporting of material operational, corporate, compliance and strategic risks. The Board and the Committee receive regular reports from management on the effectiveness of the Group's management of material business risks. The Company has adopted a Risk Management Policy which is available on the Company's website.

In relation to risk management the Committee regularly reviews the adequacy and effectiveness of the Company's risk management framework including assessment of any material exposure to economic, environmental and social sustainability risks, how it manages or intends to manage and plans for managing each identified risk. It also reviews the processes it employs for evaluating and continually improving the effectiveness of its risk management and internal control processes.

Tigers Realm Coal Limited
Directors' report (continued)
For the year ended 31 December 2015

13. Corporate Governance Statement (continued)

Principle 8: Remunerate fairly and responsibly

The Nomination and Remuneration Committee operates in accordance with its charter which is available on the Company website. The Nomination and Remuneration Committee advises the Board on remuneration and incentive policies and practices generally, and makes specific recommendations on remuneration packages and other terms of employment for executive Directors, other senior executives and Non-executive Directors.

The Nomination and Remuneration Committee is chaired by a Non-executive Director and has three members as recommended, however the Committee does not consist of a majority of independent Directors. Given the size of the Group and the Board, and the start-up nature and straightforward structure of the Group, the Directors consider the impact of this to be minimal, and the current structure to be sufficient.

The structure of the remuneration of Non-executive Directors is distinguished from that of executive Directors and senior executives, however, Board members are entitled to options as set out in this Annual Report having regard to the size of the Company's management team and the minimal fees paid.

The Nomination and Remuneration Committee also assumes responsibility for overseeing succession planning.

Further information on Directors' and executives' remuneration, including principles used to determine remuneration, is set out in the Remuneration Report which forms a part of the Directors' report. Details of the qualifications of members of the Nomination and Remuneration Committee and their attendance at meetings of the Committee are set out in the Directors' report.

This marks the end of the Corporate Governance Statement.

Tigers Realm Coal Limited
Directors' report (continued)
For the year ended 31 December 2015

14. Indemnification and insurance of Officers

The Company provides insurance to cover legal liability and expenses for the Directors and Executive Officers of the Company. The Directors and Officers Liability Insurance provides cover against all costs and expenses that may be incurred in defending civil or criminal proceedings that fall within the scope the indemnity and that may be brought against the Officers in their capacity as Officers. Disclosure of the nature of the liability cover and the amount of the premium is subject to a confidentiality clause under the insurance policy.

The Company has entered into an agreement with the Directors and certain Officers to indemnify these individuals against any claims and related expenses, which arise as a result of their work in their respective capacities.

The Company has not provided any insurance or indemnity for the auditor of the Company.

15. Environmental Regulation and Performance

The Group operations are subject to significant environmental regulation in respect of its exploration activities. There have been no reports of breaches of environmental regulations during the financial year to 31 December 2015, or to the date of this report.

16. Audit and non-audit services

The Company may decide to employ the auditor on assignments additional to their statutory audit duties where the auditor's expertise and experience with the Company are important. Details of the amounts paid or payable to KPMG, the Group's auditor for audit and non-audit services provided during the year are set out below.

The Board of Directors has considered the position and, in accordance with the advice received from the Audit, Risk and Compliance Committee, is satisfied that the provision of the non-audit services is compatible with the general standard of independence imposed by the *Corporations Act 2001*. The Directors are satisfied that the provision of non-audit services by the auditor, as set out in Note 39, did not compromise the auditor independence requirements of the *Corporations Act 2001* for the following reasons:

- all non-audit services have been reviewed by the Board to ensure they do not impact the impartiality and objectivity of the auditor; and
- none of the services undermine the general principles relating to auditor independence as set out in APES 110 'Code of Ethics for Professional Accountants'.

Details of the amounts paid to the auditor, KPMG, and its related practices for audit and non-audit services provided during the year are set out below.

	31 December 2015	31 December 2014
	\$	\$
Audit services:		
Audit and review of financial reports (KPMG Australia)	210,000	233,047
Audit and review of financial reports (Overseas KPMG firms)	77,809	81,696
	287,809	314,743
Other auditors – Non-KPMG firms		
Audit and review of financial reports	-	12,609
	287,809	327,352
Services other than statutory audit		
Other services		
Taxation compliance and advisory services (KPMG Australia)	50,796	29,116
Taxation compliance services (Overseas KPMG firms)	2,242	15,081
	53,038	44,197
Total Services Provided	340,847	371,549

Tigers Realm Coal Limited
Directors' report (continued)
For the year ended 31 December 2015

17. Proceedings on behalf of the Company

No person has applied for leave of any Court to bring proceedings on behalf of the Company or intervene in any proceedings to which the Company is a party for the purpose of taking responsibility on behalf of the Company for all or any part of those proceedings.


18. Lead Auditor's Independence Declaration

The lead auditor's independence declaration is set out on page 112 and forms part of the Directors' report for the year ended 31 December 2015.

This report is made in accordance with a resolution of the Directors

Dated at Melbourne this 22nd day of March 2016.

Signed in accordance with a resolution of the Directors:



Owen Hegarty
Director

Tigers Realm Coal Limited
Consolidated statement of financial position
As at 31 December 2015

	Note	31 December 2015 \$'000	31 December 2014* As restated \$'000	1 January 2014 *As restated \$'000
Current Assets				
Cash and cash equivalents	15	7,074	20,465	3,749
Trade and other receivables	17	1,428	3,541	1,602
Prepayments		578	4,432	3,964
Other current assets		857	667	492
Total current assets		9,937	29,105	9,807
Non-current assets				
Other receivables	17	717	1,160	-
Property, plant and equipment	18	2,909	14,232	6,627
Intangible assets	19	-	141,120	127,073
Total non-current assets		3,626	156,512	133,700
Total assets		13,563	185,617	143,507
Current Liabilities				
Trade and other payables	20	410	848	3,747
Lease liability	22	2,296	6,273	-
Employee benefits	21	154	1,131	1,224
Total current liabilities		2,860	8,252	4,971
Non-current liabilities				
Lease liability	22	1,722	2,563	-
Deferred tax liabilities	23	-	22,441	20,628
Royalty agreement liability	24	-	37,261	19,994
Total non-current liabilities		1,722	62,265	40,622
Total liabilities		4,582	70,517	45,593
Net assets		8,981	115,100	97,914
Equity				
Share capital	25	151,185	151,185	94,416
Reserves	26(a)	32,009	31,103	35,671
(Accumulated losses)	26(b)	(146,963)	(60,793)	(31,164)
Total equity attributable to equity holders of the Company		36,231	121,495	98,923
Non-controlling interest		(27,250)	(6,395)	(1,009)
Total equity		8,981	115,100	97,914

The notes on pages 57 to 110 are an integral part of these consolidated financial statements.

*The comparative statement for the year ended 31 December 2014 and the opening balance at 1 January 2014 have been restated to show the effects of the voluntary change in accounting policy. Refer to Note 7.

Tigers Realm Coal Limited

Consolidated statement of comprehensive income For the year ended 31 December 2015

	Note	31 December 2015 \$'000	31 December 2014* As restated \$'000
Continuing operations			
Other income	9	71	-
Operating activities		(281)	13
Share based payments	27	(1,120)	(524)
Exploration and evaluation expenses		(7,297)	(15,733)
Administrative expenses	10	(5,113)	(7,295)
Write-down of assets	12	(160,407)	-
Loss on sale of assets		(43)	-
Loss on investment		-	(92)
Gain / (loss) on revaluation of royalty agreement liability	24	40,468	(14,017)
Results from operating activities		(133,722)	(37,648)
Net foreign exchange gain/(loss)	11	1,850	1,980
Finance income	11	3	35
Net finance income		1,853	2,015
(Loss) before income tax		(131,869)	(35,633)
Income tax credit (expense)	13	23,899	577
(Loss) from continuing operations		(107,970)	(35,056)
Other comprehensive income			
Items that may subsequently be reclassified to the income statement			
Foreign currency translation differences for foreign operations		731	(5,051)
Total comprehensive income for the period		(107,239)	(40,107)
Operating profit is attributable to:			
Owners of the Company		(86,170)	(29,629)
Non-controlling interest		(21,800)	(5,427)
(Loss) for the period		(107,970)	(35,056)
Total comprehensive income is attributed to:			
Owners of the Company		(86,384)	(34,721)
Non-controlling interest		(20,855)	(5,386)
Total comprehensive income for the period		(107,239)	(40,107)
(Loss) per share (cents per share)			
basic (loss) per share (cents)	14	(12.06)	(4.34)
diluted (loss) per share (cents)	14	(12.06)	(4.34)
(Loss) per share (cents per share) – continuing operations			
basic (loss) per share (cents)	14	(12.06)	(4.34)
diluted (loss) per share (cents)	14	(12.06)	(4.34)

The notes on pages 57 to 110 are an integral part of these consolidated financial statements.

*The comparative statement for the year ended 31 December 2014 has been restated to show the effects of the voluntary change in accounting policy. Refer to Note 7.

Tigers Realm Coal Limited
Consolidated statement of changes in equity
For the year ended 31 December 2015

Notes	Share Capital \$'000	(Accumulated Losses) \$'000	Share based payments reserve \$'000	Foreign Currency Translation Reserve \$'000	Other Reserve \$'000	Total \$'000	Non-controlling Interest \$'000	Total \$'000
	151,185	(60,793)	5,235	7,286	18,582	121,495	(6,395)	115,100
	Balance as at 1 January 2015							
	Total comprehensive income							
26	-	(86,170)	-	-	-	(86,170)	(21,800)	(107,970)
	<i>Profit or (loss)</i>							
	<i>Other comprehensive income</i>							
	<i>Items that may subsequently be reclassified to the income statement</i>							
26	-	-	-	(214)	-	(214)	945	731
	Foreign currency translation differences for foreign operations							
	Total other comprehensive income							
	Total comprehensive income for the period							
	-	(86,170)	-	(214)	-	(86,384)	(20,855)	(107,239)
	Transactions with owners, recorded directly in equity							
25	-	-	-	-	-	-	-	-
	Issue of ordinary shares							
25	-	-	-	-	-	-	-	-
	Costs of raising equity							
27	-	-	1,120	-	-	1,120	-	1,120
	Share based payment transactions							
	Total transactions with owners							
	-	-	1,120	-	-	1,120	-	1,120
	Balance at 31 December 2015							
	151,185	(146,963)	6,355	7,072	18,582	36,231	(27,250)	8,981

The notes on pages 57 to 110 are an integral part of these consolidated financial statements.

*The comparative statement for the year ended 31 December 2014 has been restated to show the effects of the voluntary change in accounting policy. Refer to Note 7.

Tigers Realm Coal Limited
Consolidated statement of changes in equity (continued)
For the year ended 31 December 2015

Notes	Share Capital \$'000	(Accumulated Losses) \$'000	Share based payments reserve \$'000	Foreign Currency Translation Reserve \$'000	Other Reserve \$'000	Total \$'000	Non-controlling Interest \$'000	Total \$'000
	94,416	(15,137)	4,711	13,455	18,582	116,027	10,288	126,315
Balance as at 1 January 2014								
Effect of voluntary change in accounting policy on balance as at 1 January 2014	-	(16,027)	-	(1,077)	-	(17,104)	(11,297)	(28,401)
Balance as at 1 January 2014 restated	94,416	(31,164)	4,711	12,378	18,582	98,923	(1,009)	97,914
Total comprehensive income	-	(29,629)	-	-	-	(29,629)	(5,427)	(35,056)
Profit or (loss)	-	(29,629)	-	-	-	(29,629)	(5,427)	(35,056)
<i>Other comprehensive income</i>								
<i>Items that may subsequently be reclassified to the income statement</i>								
Foreign currency translation differences for foreign operations	-	-	-	(5,092)	-	(5,092)	41	(5,051)
Total other comprehensive income	-	-	-	(5,092)	-	(5,092)	41	(5,051)
Total comprehensive income for the period	-	(29,629)	-	(5,092)	-	(34,721)	(5,386)	(40,107)
Transactions with owners, recorded directly in equity								
Issue of ordinary shares	60,973	-	-	-	-	60,973	-	60,973
Costs of raising equity	(4,204)	-	-	-	-	(4,204)	-	(4,204)
Share based payment transactions	-	-	524	-	-	524	-	524
Total transactions with owners	56,769	-	524	-	-	57,293	-	57,293
Balance at 31 December 2014	151,185	(60,793)	5,235	7,286	18,582	121,495	(6,395)	115,100

The notes on pages 57 to 110 are an integral part of these consolidated financial statements.

*The comparative statement for the year ended 31 December 2014 has been restated to show the effects of the voluntary change in accounting policy. Refer to Note 7.

Tigers Realm Coal Limited
Consolidated statement of cash flows
For the year ended 31 December 2015

	Note	31 December 2015 \$'000	31 December 2014* As restated \$'000
Cash flows from operating activities			
Cash receipts from customers		71	13
Interest income		3	35
Cash paid to suppliers and employees		(5,715)	(5,447)
Exploration and evaluation expenditure		(6,247)	(20,073)
Income taxes paid		-	(15)
Net cash (used in) operating activities	16	(11,888)	(25,487)
Cash flows from investing activities			
Acquisition of property, plant and equipment		(3,834)	(8,798)
Security deposit		896	(1,841)
Acquisition of a subsidiary (net of cash acquired)		-	(5,461)
Net cash (used in) investing activities		(2,938)	(16,100)
Cash flows from financing activities			
Proceeds from issue of shares		-	60,973
Share issue costs		-	(4,204)
Net cash from financing activities		-	56,769
Net movement in cash and cash equivalents			
Cash and cash equivalents at beginning of the period		20,465	3,749
Effects of exchange rate changes on cash and cash equivalents		1,435	1,534
Cash and cash equivalents at the end of the period	15	7,074	20,465

The notes on pages 57 to 110 are an integral part of these consolidated financial statements.

*The comparative statement for the year ended 31 December 2014 has been restated to show the effects of the voluntary change in accounting policy. Refer to Note 7.

Tigers Realm Coal Limited

Notes to the consolidated financial statements

For the year ended 31 December 2015

1. Reporting entity

Tigers Realm Coal Limited (the “Company” or “TIG”) is a company domiciled in Australia. The address of the Company’s registered office is Level 7, 333 Collins St, Melbourne, Victoria, 3000. The consolidated financial statements of the Company as at and for the year ended 31 December 2015 comprise the Company and its subsidiaries (together referred to as the “Group”). The Group is a for-profit entity and primarily is involved in coal exploration and mining development.

2. Basis of preparation

(a) Statement of compliance

These consolidated financial statements are general purpose financial statements which have been prepared in accordance with Australian Accounting Standards (AASBs) adopted by the Australian Accounting Standards Board (AASB) and the *Corporations Act 2001*. The consolidated financial statements comply with International Financial Reporting Standards (IFRSs) adopted by the International Accounting Standards Board (IASB).

The consolidated financial statements were authorised for issue by the Board of Directors on 22 March 2016.

(b) Change in accounting policy

AASB 6 Exploration for and Evaluation of Mineral Resources allows to either capitalize or expense the exploration and evaluation expenditure incurred by the Group.

The previous accounting policy was to capitalise and carry forward exploration and evaluation expenditure as an asset when rights to tenure of the area of interest were current and costs were expected to be recouped or activities in the area of interest had not, at the reporting date, reached a stage that permitted a reasonable assessment of the existence or otherwise of economically recoverable reserves and active and significant operations in, or in relation to, the area of interest were continuing.

The Group has made a voluntary change to its accounting policy relating to exploration and evaluation expenditure. The new accounting policy was adopted for the year ended 31 December 2015 with effect from 1 January 2015 and has been applied retrospectively.

The new exploration and evaluation accounting policy is to charge exploration and evaluation expenditure against profit and loss as incurred, except for expenditure incurred after a decision to proceed to development is made, in which case the expenditure is capitalised as an asset. The impact on the statement of cash flows is a movement from investing activities to a movement in operating activities.

The Group is of the view that the change in policy will result in the financial report providing more relevant and no less reliable information because capitalisation of costs will only begin once a decision to proceed with development has been made.

Details in relation to the impact of this change in accounting policy on comparative financial information are disclosed in Note 7.

(c) Basis of measurement

The consolidated financial statements have been prepared on the historical cost basis except for certain financial assets and liabilities which are carried at fair value and share based payment expenses which are recognised at fair value. Cost is based on the fair values of the consideration given in exchange for assets.

(d) Going concern basis of accounting

The consolidated financial statements have been prepared on a going concern basis, which assumes continuity of normal business activities and the realisation of assets and the settlement of liabilities in the ordinary course of business without the intention or necessity to liquidate the Group or cease operations.

For the year ended 31 December 2015 the Group had a net loss of \$107.970 million (31 December 2014: loss \$35.056 million) and had net equity of \$8.981 million (31 December 2014: \$115.100 million). The net loss includes the impairment of assets of \$160.407 million and the gain of \$40.468 million (2014: loss of \$14.017 million) on the revaluation of the Royalty agreement liability which have no cash flow impact on the Group.

As at 31 December 2015 the Group had cash and cash equivalents of \$7.074 million (31 December 2014: \$20.465 million) and net current assets of \$7.077 million (31 December 2014: \$20.853 million).

The Group’s forecast cash flows for the next 12 months from the date of this report assume the following:

- Completion of the Exploration and Mining Licence drilling requirements within the forecast period;
- Implementation of the new and updated exploration plans for Amaam and Amaam North under amended Russian mining regulations, including obtaining regulatory approval for the extension of the Exploration and Mining Licences and the updated exploration plans by no later than the commencement of the Russian winter 2016-2017 drilling season; and
- Further reduction in corporate expenses and general working capital requirements through to 31 March 2017.

Tigers Realm Coal Limited

Notes to the consolidated financial statements

For the year ended 31 December 2015

2. Basis of preparation (continued)

(d) Going concern basis of accounting (continued)

Based on the Group's forecast cash flows, the Group will be in a liquidity shortfall position within the next 12 months from the date of this report (by March 2017), if there are no cash inflows from new funding sources nor net proceeds from potential asset sales.

The ability of the Group to continue as a going concern is dependent on:

- The ability of the Group to address the forecast liquidity shortfall within the next 12 months from the date of this report, which may include potential asset sales;
- The ability of the Group to successfully implement the new and updated exploration plans (including obtaining regulatory approval) within the timeframe anticipated in the forecast; and
- The ability of the Group to secure additional funding to finance the Group's operations and development of the projects beyond March 2017.

If the Group is unable to obtain such additional funding, it may be required to further reduce the scope of its operations, or divest in part or in their entirety either or both the Amaam and Amaam North projects.

These conditions give rise to a material uncertainty that may cast significant doubt on the ability of the Group to continue to operate as a going concern and therefore, whether it will be able to realise its assets and extinguish its liabilities in the normal course of business and at the amounts stated in the financial report.

After making enquiries, and considering the uncertainties described above, the Directors are of the view that the continued application of the going concern basis of accounting is appropriate due to the following factors:

- There is a reasonable expectation that the available options, including potential asset sales, can provide the Group with sufficient short-term liquidity to address the current forecast liquidity needs to enable the Group to continue to meet the planned corporate and exploration activities and working capital requirements for at least 12 months following the date of signing the 2015 financial statements;
- The completion of the regulatory expertise review of the Group's new and updated exploration plans for Amaam and Amaam North indicates that there is a reasonable expectation that the Group will be able to successfully implement the new and updated exploration plans, including obtaining the regulatory approval from the Russian Mining Regulator within the timeframe anticipated in the forecast;
- The Directors are confident that the Group will be able to secure additional financing to support the Group's ongoing operations and project development beyond March 2017. The successful fund raising will be dependent on the market conditions including coking coal price outlook; and
- The Group retains the right and the ability to, if required, dispose in part or in their entirety, an interest in the mineral exploration and development assets.

For these reasons, the Directors have determined that it is appropriate for the Group to continue to adopt the going concern basis in preparing this financial report, and no adjustments have been made to the carrying value and classification of assets and the amount and classification of liabilities that may be required if the Group does not continue as a going concern.

(e) Functional and presentation currency

These consolidated financial statements are presented in Australian dollars, which is the Company's functional currency. Each entity in the Group determines its own functional currency and the items included in the financial statements of each entity are measured using that functional currency.

The Company is of a kind referred to in ASIC Class Order 98/100 dated 10 July 1998 and in accordance with that Class Order, all financial information presented in Australian dollars has been rounded to the nearest thousand dollars unless otherwise stated.

Tigers Realm Coal Limited
Notes to the consolidated financial statements
For the year ended 31 December 2015

2. Basis of preparation (continued)

(f) Use of estimates and judgements

The preparation of consolidated financial statements in conformity with IFRS requires management to make judgements, estimates and assumptions that affect the application of accounting policies and the reported amounts of assets, liabilities, income and expenses. Actual results may differ from these estimates.

Estimates and underlying assumptions are reviewed on an on-going basis. Revisions to accounting estimates are recognised in the period in which the estimate is revised and in any future periods affected.

Information about assumptions and estimation uncertainties that have a significant risk of resulting in a material adjustment within the next financial period and that have the most significant effect on the amounts recognised in the financial statements are described in the following notes:

- Note 18 – property, plant and equipment
- Note 19 – intangible assets (goodwill and mineral rights)
- Note 23 – deferred tax liabilities
- Note 24 – royalty agreement liability

(g) New and amended standards adopted

The accounting policies applied by the Group in this consolidated annual financial report are consistent with those applied by the Group in its consolidated annual financial report as at and for the year ended 31 December 2014, except for the adoption of the new standards and interpretations as of 1 January 2015, noted below.

The Group has adopted the following new standards and amendments to standards, including any consequential amendments to other standards, with a date of initial application of 1 January 2015, noted below:

- (i) Defined Benefit Plans: Employee Contributions (Amendments to IAS 19)
- (ii) Annual Improvements to IFRSs 2010-2012 Cycle – various standards
- (iii) Annual Improvements to IFRSs 2011-2013 Cycle – various standards

The adoption of these standards only affects disclosures and had no impact on consolidated profit or loss. The changes have been applied retrospectively where required.

The Group has not early adopted any standard, interpretation or amendment that has been issued but is not yet effective for the year ended 31 December 2015.

Tigers Realm Coal Limited

Notes to the consolidated financial statements

For the year ended 31 December 2015

3. Significant accounting policies

The accounting policies set out below have been applied consistently to all periods presented in these consolidated financial statements, and have been applied consistently by the Group entities.

Where required by Australian Accounting Standards, comparative figures have been reclassified to conform to changes in presentation in the current financial year.

(a) Basis of consolidation

(i) Business combinations

Business combinations are accounted for using the acquisition method as at the acquisition date, which is the date on which control is transferred to the Group. Control is the power to govern the financial and operating policies of an entity so as to obtain benefits from its activities. In assessing control, the Group takes into consideration potential voting rights that currently are exercisable.

The Group measures goodwill at the acquisition date as:

- the fair value of the consideration transferred; plus
- the recognised amount of any non-controlling interests in the acquiree; plus
- if the business combination is achieved in stages, the fair value of the existing equity interest in the acquiree; less
- the net recognised amount (generally fair value) of the identifiable assets acquired and liabilities assumed.

When the excess is negative, a bargain purchase gain is recognised immediately in profit or loss.

The consideration transferred does not include amounts related to the settlement of pre-existing relationships. Such amounts are generally recognised in the profit or loss.

Transaction costs, other than those associated with the issue of debt or equity securities, that the Group incurs in connection with a business combination are expensed as incurred.

Where settlement of any part of cash consideration is deferred, the amounts payable in the future are discounted to their present value as at the date of exchange. The discount rate used is the Group's incremental borrowing rate, being the rate at which a similar borrowing could be obtained from an independent financier under comparable terms and conditions.

Any contingent consideration payable is recognised at fair value at the acquisition date. If the contingent consideration is classified as equity, it is not re-measured and settlement is accounted for in equity. Otherwise, subsequent changes to the fair value of the contingent consideration are recognised in profit or loss.

Subsequent to acquisition date, transactions with non-controlling interests that do not result in a loss of control are accounted for as transactions with equity owners of the Group. Any difference between the amount of the adjustment to the non-controlling interest and any consideration paid or received is recognised as a separate reserve within equity.

The assets, liabilities and contingent liabilities recognised at acquisition date are recognised at fair value. In determining fair value the consolidated entity has utilised valuation methodologies including discounted cash flow analysis. The assumptions made in performing this valuation include assumptions as to discount rates, foreign exchange rates, commodity prices, the timing of development, capital costs, and future operating costs. Any significant change in key assumptions may cause the acquisition accounting to be revised including recognition of goodwill or a discount on acquisition. Additionally, the determination of the acquirer and the acquisition date also require significant judgement to be made by the Group.

(ii) Non-controlling interests

For each business combination, the Group elects to measure any non-controlling interests (NCI) in the acquiree either:

- at fair value; or
- at their proportionate share of the acquiree's identifiable net assets, which are generally at fair value.

Changes in the Group's interest in a subsidiary that do not result in a loss of control are accounted for as transactions with owners in their capacity as owners, and are recorded in a new equity reserve called "Other Reserve". Adjustments to non-controlling interests are based on a proportionate amount of net assets of the subsidiary. No adjustments are made to goodwill and no gain or loss is recognised in profit or loss.

(iii) Subsidiaries

Subsidiaries are entities controlled by the Group. The Group controls an entity when it is exposed to, or has rights to, variable returns from its involvement with the entity and has the ability to affect those returns through power over the entity. The financial statements of subsidiaries are included in the consolidated financial statements of the Group from the date that control commences until the date that control ceases.

Tigers Realm Coal Limited
Notes to the consolidated financial statements
For the year ended 31 December 2015

3. Significant accounting policies (continued)

(a) Basis of consolidation (continued)

The accounting policies of subsidiaries have been changed when necessary to align them with the policies adopted by the Group. Losses applicable to the NCI in a subsidiary are allocated to the non-controlling interests even if doing so reduces the non-controlling interests below zero.

(iv) Loss of control

When the Group loses control over a subsidiary, it derecognises the assets and liabilities of the subsidiary, and any related NCI and other components of equity. Any resulting gain or loss is recognised in profit or loss. Any interest retained in the former subsidiary is measured at fair value when control is lost.

(v) Transactions eliminated on consolidation

Intra-group balances and transactions, and any unrealised income and expenses arising from intra-group transactions, are eliminated in preparing the consolidated financial statements.

(b) Foreign currency

(i) Foreign currency transactions

Transactions in foreign currencies are translated to the respective functional currencies of Group entities at exchange rates at the dates of the transactions. Monetary assets and liabilities denominated in foreign currencies at the reporting date are retranslated to the functional currency at the exchange rate at that date. The foreign currency gain or loss on monetary items is the difference between amortised cost in the functional currency at the beginning of the period, adjusted for effective interest and payments during the period, and the amortised cost in foreign currency translated at the exchange rate at the end of the year.

Non-monetary assets and liabilities denominated in foreign currencies that are measured at fair value are retranslated to the functional currency at the exchange rate at the date that the fair value was determined. Non-monetary items in a foreign currency that are measured in terms of historical cost are translated using the exchange rate at the date of the transaction. Foreign currency differences arising on the retranslation are recognised in profit or loss, except for differences arising from the retranslation of available-for-sale equity instruments, a financial liability designated as a hedge of the net investment in a foreign operation that is effective, or qualifying cash flow hedges, which are recognised in other comprehensive income.

(ii) Foreign operations

The assets and liabilities of foreign operations, including goodwill and fair value adjustments arising on acquisition, are translated to the functional currency at exchange rates at reporting date. The income and expenses of foreign operations are translated to Australian dollars at exchange rates at the dates of the transactions.

Foreign currency differences are recognised in other comprehensive income, and presented in the foreign currency translation reserve in equity. However, if the operation is a non-wholly-owned subsidiary, then the relevant proportional share of the translation difference is allocated to the non-controlling interests. When a foreign operation is disposed of such that control is lost, the cumulative amount in the translation reserve related to that foreign operation is reclassified to profit or loss as part of the gain or loss on disposal. When the Group disposes of only part of its interest in a subsidiary that includes a foreign operation while retaining control, the relevant portion of the cumulative amount is reattributed to non-controlling interests. When the Group disposes of only part of its investment in an associate or joint venture that includes a foreign operation while retaining significant influence or joint control, the relevant proportion of the cumulative amount is reattributed to non-controlling interests. When the Group disposes of only part of its investment in an associate or joint venture that includes a foreign operation while retaining significant influence or joint control, the relevant proportion of the cumulative amount is reclassified to profit or loss.

When the settlement of a monetary item receivable from or payable to a foreign operation is neither planned nor likely in the foreseeable future, foreign exchange gains and losses arising from such a monetary item are considered to form part of a net investment in a foreign operation and are recognised in other comprehensive income, and are presented in the translation reserve in equity.

Tigers Realm Coal Limited
Notes to the consolidated financial statements
For the year ended 31 December 2015

3. Significant accounting policies (continued)

(c) Financial instruments

(i) Non-derivative financial assets

The Group initially recognises loans and receivables and deposits on the date that they are originated. All other financial assets (including assets designated at fair value through profit or loss) are recognised initially on the trade date at which the Group becomes a party to the contractual provisions of the instrument.

The Group derecognises a financial asset when the contractual rights to the cash flows from the asset expire, or it transfers the rights to receive the contractual cash flows on the financial asset in transactions in which substantially all the risks and rewards of ownership of the financial asset are transferred. Any interest in transferred financial assets that is created or retained by the Group is recognised as a separate asset or liability.

Financial assets and liabilities are offset and the net amount presented in the statement of financial position when, and only when, the Group has a legal right to offset the amounts and intends either to settle on a net basis or to realise the asset and settle the liability simultaneously.

The Group has the following non-derivative financial assets:

- **Trade and other receivables**
Trade and other receivables are financial assets with fixed or determinable payments that are not quoted in an active market. Such assets are recognised initially at fair value plus any directly attributable transaction costs.
- **Cash and cash equivalents**
Cash and cash equivalents comprise cash balances and call deposits with an original maturity of three months or less from the acquisition date that are subject to insignificant risk of changes in their fair value, and are used by the Group in the management of its short-term commitments

(ii) Non-derivative financial liabilities

The Group initially recognises non-derivative financial liabilities on the trade date, which is the date that the Group becomes a party to the contractual provisions of the instrument. The Group derecognises a financial liability when its contractual obligations are discharged or cancelled or expired.

The Group has the following non-derivative financial liabilities:

- **Trade and other payables**
Liabilities are recognised for amounts to be paid in the future for goods and services provided to the Group prior to the end of the reporting period and are stated at amortised cost. The amounts are unsecured and are usually paid within 30 days of recognition.
- **Finance leases**
Finance leases to be paid in accordance with payment schedule based on the contractual agreements.

(iii) Share capital

Ordinary shares

Ordinary shares are classified as equity. Incremental costs directly attributable to the issue of ordinary shares are recognised as a deduction from equity, net of any tax effects.

Tigers Realm Coal Limited
Notes to the consolidated financial statements
For the year ended 31 December 2015

3. Significant accounting policies (continued)

(d) Property, plant and equipment

(i) Recognition and measurement

Items of property, plant and equipment are measured at cost less accumulated depreciation and impairment losses. Cost includes expenditure that is directly attributable to the acquisition of the asset.

(ii) Subsequent costs

The cost of replacing part of an item of property, plant and equipment is recognised in the carrying amount of the item if it is probable that the future economic benefits embodied within the part will flow to the Group and its cost can be measured reliably. The carrying amount of the replaced part is derecognised. The costs of the day-to-day servicing of property, plant and equipment are recognised in profit or loss as incurred.

(iii) Depreciation

Items of property, plant and equipment are depreciated from the date that they are installed and are ready for use. Depreciation is recognised in profit or loss on a straight-line basis over the estimated useful lives of each part of an item of property, plant and equipment. Depreciation is generally recognised in profit or loss, unless the amount is included in the carrying amount of another asset. Leased assets are depreciated over the shorter of the lease term and their useful lives unless it is reasonably certain that the Group will obtain ownership at the end of the lease.

The estimated useful lives for the current and comparative periods are as follows:

- Land & buildings 20 years
- Plant & equipment 5 – 10 years
- Fixtures & fittings 5 – 10 years

Depreciation methods, useful lives and residual values are reviewed at each reporting date and adjusted if appropriate.

(e) Intangible assets

(i) Exploration and evaluation

Exploration and evaluation expenditure comprises costs directly attributable to:

- Research and analysing exploration data;
- Conducting geological studies, exploratory drilling and sampling;
- Examining and testing extraction and treatment methods;
- Compiling pre-feasibility and definitive feasibility studies; and
- Exploration and evaluation costs, including the costs of acquiring licences.

Exploration and evaluation expenditure is charged against profit and loss as incurred, except for expenditure incurred after a decision to proceed to development is made, in which case the expenditure is capitalised as an asset.

The Group has changed its accounting policy effective 1 January 2015. Details of the impact of this change in accounting policy on the consolidated financial statements are in Note 7.

(ii) Mineral Rights

Acquired mineral rights comprise identifiable exploration and evaluation assets including mineral reserves acquired as part of a business combination and are recognised at fair value at the date of acquisition. The mineral rights will be reclassified as mine property and development from commencement of development and amortised when commercial production commences on a unit of production basis over the estimated economic reserve of the mine.

The mineral rights are subject to impairment testing in accordance with the Group's policy for exploration, evaluation and development assets. In the year ended 31 December 2015, an asset write-down was recognised as a result of the impairment test performed. Details of the write-down are disclosed in Note 12.

Tigers Realm Coal Limited
Notes to the consolidated financial statements
For the year ended 31 December 2015

3. Significant accounting policies (continued)

(iii) Goodwill

Goodwill that arises upon the acquisition of subsidiaries is included in intangible assets. For the measurement of goodwill at initial recognition refer Note 3(a)(i) (business combinations).

Goodwill is measured at cost less accumulated impairment losses. Goodwill is not amortised, however its carrying value is assessed annually against its recoverable amount, as explained below under Note 3(f) Impairment. Gains and losses on the disposal of an entity include the carrying amount of goodwill relating to the entity sold. Goodwill is allocated to cash-generating units for the purpose of impairment testing. In the year ended 31 December 2015, an asset write-down was recognised as a result of the impairment test performed. Details of the write-down are disclosed in Note 12.

(iv) Other intangible assets

Other intangible assets that are acquired by the Group and have finite useful lives are measured at cost less accumulated amortisation and accumulated impairment losses.

(v) Subsequent expenditure

Subsequent expenditure is capitalised only when it increases the future economic benefits embodied in the specific asset to which it relates. All other expenditure is recognised in the profit or loss as incurred.

(vi) Amortisation

Except for goodwill and mineral rights, intangible assets are amortised on a straight line basis in profit or loss over the estimated useful lives, from the date they are available for use. The estimated useful lives for the current and comparative years for computer software is three to five years.

Amortisation methods, useful lives and residual values are reviewed at each reporting date and adjusted if appropriate.

(f) Impairment

(i) Non-derivative financial assets (including receivables)

A financial asset is assessed at each reporting date to determine whether there is any objective evidence that it is impaired. A financial asset is considered to be impaired if objective evidence indicates that a loss event has occurred after the initial recognition of the asset, and that the loss event had a negative effect on the estimated future cash flows of that asset that can be measured reliably.

All impairment losses are recognised in profit or loss. An impairment loss in respect of a financial asset measured at amortised cost is calculated as the difference between its carrying amount, and the present value of the estimated future cash flows discounted at the original effective interest rate. Individually significant financial assets are tested for impairment on an individual basis. The remaining financial assets are assessed collectively in groups that share similar credit risk characteristics.

An impairment loss is reversed if the reversal can be related objectively to an event occurring after the impairment loss was recognised. For financial assets measured at amortised cost, the reversal is recognised in profit or loss.

(ii) Non-financial assets

The carrying amounts of the Group's non-financial assets except for exploration and evaluation assets and mineral rights, are reviewed at each reporting date to determine whether there is any indication of impairment. If any such indication exists then the asset's recoverable amount is estimated. For goodwill and intangible assets that have indefinite lives or that are not yet available for use, the recoverable amount is estimated at each reporting date. For exploration and evaluation assets and mineral rights an impairment assessment takes place when facts and circumstances suggest that the carrying amount may exceed its recoverable amount.

Tigers Realm Coal Limited
Notes to the consolidated financial statements
For the year ended 31 December 2015

3. Significant accounting policies (continued)

(f) Impairment (continued)

The recoverable amount of an asset or cash generating unit is the greater of its value in use and its fair value less costs to sell. In assessing value in use, the estimated future cash flows are discounted to their present value using a pre-tax discount rate that reflects current market assessments of the time value of money and the risks specific to the asset. For the purpose of impairment testing, assets are grouped together into the smallest groups of assets that generates cash inflows from continuing use that are largely independent of the cash inflows of other assets or groups of assets (the “cash-generating unit”). The goodwill acquired in a business combination, for the purpose of impairment testing, is allocated to cash-generating units that are expected to benefit from the synergies of the combination.

An impairment loss is recognised if the carrying amount of an asset exceeds its recoverable amount. Impairment losses are recognised in profit or loss. Impairment losses recognised in respect of cash-generating units are allocated first to reduce the carrying value of any goodwill allocated to the units and then to reduce the carrying amount of the other assets in the unit (group of units) on a pro rata basis.

An impairment loss in respect of goodwill is not reversed. In respect of other assets, impairment losses recognised in prior periods are assessed at each reporting date for any indications that the loss has decreased or no longer exists. An impairment loss is reversed if there has been a change in the estimates used to determine the recoverable amount. An impairment loss is reversed only to the extent that the asset’s carrying amount does not exceed the carrying amount that would have been determined, net of depreciation or amortisation, if no impairment loss had been recognised.

In the year ended 31 December 2015, an asset write-down was recognised as a result of the impairment test performed. Details of the write-down are disclosed in Note 12.

(g) Provisions

A provision is recognised if, as a result of a past event, the Group has a present legal or constructive obligation that can be estimated reliably, and it is probable that an outflow of economic benefits will be required to settle the obligation. Provisions are determined by discounting the expected future cash flows at a pre-tax rate that reflects the current market assessments of the time value of money and the time value of money and the risks specific to the liability. The unwinding of the discount is recognised as a finance cost.

(i) Restoration and rehabilitation provision

The Group has obligations to restore and rehabilitate certain areas of property. Provisions for the cost of rehabilitation programs are recognised at the time that environmental disturbance occurs (or is acquired). On an ongoing basis, additional disturbances will be recognised as a rehabilitation liability.

(h) Employee benefits

(i) Short term employee benefits

Liabilities for employee benefits for wages, salaries and annual leave that are expected to be settled within twelve months of the reporting date represent obligations resulting from employee’s services provided to reporting date, and are calculated at undiscounted amounts based on remuneration wage and salary rates that the Company expects to pay as at the reporting date, including related on-costs, such as workers’ compensation insurance and payroll tax.

A liability is recognised for the amount expected to be paid under short-term incentive bonus plans if the Group has a present legal or constructive obligation to pay this amount as a result of past service provided by the employee, and the obligation can be estimated reliably.

(ii) Share-based payment transactions

Equity-based compensation is recognised as an expense in respect of the services received, or as capitalised exploration expenditure as appropriate.

The fair value of options granted is recognised as an asset or expense with a corresponding increase in equity. The fair value is measured at grant date and recognised over the period during which the employees became unconditionally entitled to the options. The fair value at grant date is independently determined using an option pricing model that takes into account the exercise price, the term of the options, the vesting and performance criteria, the impact of dilution, the non-tradable nature of the option, the share price at grant date and expected volatility of the underlying share, the expected dividend yield and the risk-free interest rate for the term of the option.

Tigers Realm Coal Limited
Notes to the consolidated financial statements
For the year ended 31 December 2015

3. Significant accounting policies (continued)

(i) Revenue recognition

Revenue is recognised in the income statement when the significant risks and rewards of ownership have been transferred to the buyer. No revenue is recognised if there are significant uncertainties regarding recovery of the consideration due.

Revenues are recognised at fair value of the consideration received net of the amount of GST. Exchanges of goods or services of the same nature and value without any cash consideration are not recognised as revenue.

(j) Finance income and finance costs

Finance income comprises interest income on funds loaned to equity accounted investees and funds invested. Interest income is recognised as it accrues in profit and loss, using the effective interest rate method.

Foreign currency gains and losses are reported on a net basis as either finance income or finance cost depending on whether foreign currency movements are in a net gain or net loss position.

(k) Leases

(i) Leased assets

Assets held by the Group under leases which transfer to the Group substantially all the risks and rewards of ownership are classified as finance leases. On initial recognition, the leased asset is measured at an amount equal to the lower of its fair value and the present value of the minimum lease payments. Subsequent to initial recognition, the asset is accounted for in accordance with the accounting policy applicable to that asset.

Assets held under other leases are classified as operating leases and are not recognised in the Group's statement of financial position.

(i) Lease payments

Payments made under operating leases are recognised in profit or loss on a straight-line basis over the term of the lease. Lease incentives received are recognised as an integral part of the total lease expense, over the term of the lease.

Minimum lease payments made under finance leases are apportioned between the finance expense and the reduction of the outstanding liability. The finance expense is allocated to each period during the lease term so as to produce a constant periodic rate of interest on the remaining balance of the liability

(l) Income Tax

Income tax expense comprises current and deferred tax. Current and deferred tax is recognised in profit or loss except to the extent that it relates to a business combination, or items recognised directly in equity, or in comprehensive income.

(i) Current tax

Current tax is the expected tax payable on the taxable income or loss for the year, using tax rates enacted or substantively enacted at the reporting date, and any adjustment to tax payable in respect of previous years.

(ii) Deferred tax

Deferred tax is recognised in respect of temporary differences between the carrying amounts of assets and liabilities for financial reporting purposes and the amounts used for taxation purposes. Deferred tax is not recognised for:

- temporary differences on the initial recognition of assets or liabilities in a transaction that is not a business combination and that affects neither accounting or taxable profit or loss
- temporary differences related to investments in subsidiaries, associates and jointly controlled entities to the extent that the Group is able to control the timing of the reversal of the temporary differences and it is probable that they will not reverse in the foreseeable future
- taxable temporary differences arising on the initial recognition of goodwill.

The measurement of deferred tax reflects the tax consequences that would follow the manner in which the Group expects, at the end of the reporting period, to recover or settle the carrying amount of its assets and liabilities.

Deferred tax is measured at the tax rates that are expected to be applied to the temporary differences when they reverse, based on the laws that have been enacted or substantively enacted by the reporting date. Deferred tax assets and liabilities are offset if there is a legally enforceable right to offset current tax liabilities and assets and they relate to income taxes levied by the same tax authority on the same taxable entity, or on different tax entities, but they intend to settle current tax liabilities and assets on a net basis or their tax assets and liabilities will be realised simultaneously.

Tigers Realm Coal Limited

Notes to the consolidated financial statements

For the year ended 31 December 2015

3. Significant accounting policies (continued)

(l) Income Tax (continued)

A deferred tax asset is recognised for unused tax losses, tax credits and deductible temporary differences, to the extent that it is probable that future taxable profits will be available against which the temporary difference can be utilised. Deferred tax assets are reviewed at each reporting date and are reduced to the extent that it is no longer probable that the related tax benefit will be realised.

(iii) Tax exposure

In determining the amount of current and deferred tax the Group takes into account the impact of uncertain tax positions and whether additional taxes and interest may be due. The Group believes that its accruals for tax liabilities are adequate for all open tax years based on its assessment of many factors, including interpretations of tax law and prior experience. This assessment relies on estimates and assumptions and may involve a series of judgements about future events. New information may become available that causes the Group to change its judgement regarding the adequacy of existing tax liabilities; such changes to tax liabilities will impact tax expense in the period that such a determination is made.

(iv) Tax consolidation

The Company and its wholly-owned Australian resident entity are part of a tax consolidated group. As a consequence all members of the tax consolidated group are taxed as a single entity. The head entity within the tax consolidated group is Tigers Realm Coal Limited.

(v) Goods and services tax

Revenue, expenses and assets are recognised net of the amount of goods and services tax (GST), except where the amount of GST incurred is not recoverable from the taxation authority. In these circumstances, the GST is recognised as part of the cost of acquisition of the asset or as part of the expense.

Receivables and payables are stated with the amount of GST included. The net amount of GST recoverable from, or payable to, the ATO is included as a current asset or liability in the balance sheet. Cash flows are included in the statement of cash flows on a gross basis. The GST components of cash flows arising from investing and financing activities which are recoverable from, or payable to, the ATO are classified as operating cash flows.

(m) Earnings per share

The Group presents basic and diluted earnings per share (EPS) data for its ordinary shares. Basic EPS is calculated by dividing the profit or loss attributable to ordinary equity holders of the Company by the weighted average number of ordinary shares outstanding during the period. Diluted EPS is determined by adjusting the profit or loss attributable to ordinary shareholders and the weighted average number of ordinary shares outstanding for the effects of all dilutive potential ordinary shares, which comprise share options granted to employees.

(n) Segment reporting

The Group determines and presents operating segments based on the information that internally is provided to the Chief Executive Officer, who is the Group's chief operating decision maker.

An operating segment is a component of the Group that engages in business activities which incur expenses. An operating segment's expenditures are reviewed regularly by the Chief Executive Officer to make decisions about resources to be allocated to the segment and assess its performance, and for which discrete financial information is available.

Segment expenditure that is reported to the Chief Executive Officer includes items directly attributable to a segment as well as those that can be allocated on a reasonable basis. Unallocated items comprise mainly corporate assets (primarily the Company's headquarters) and head office expenses.

Segment capital expenditure is the total cost incurred during the period on exploration and evaluation, and to acquire property, plant and equipment and intangible assets other than goodwill.

(o) Discontinued operations

Classification as a discontinued operation occurs upon disposal or when the operation meets the criteria to be classified as held for sale or distribution, if earlier. When an operation is classified as a discontinued operation, the comparative statement of comprehensive income is re-presented as if the operation had been discontinued from the start of the comparative year.

Tigers Realm Coal Limited

Notes to the consolidated financial statements

For the year ended 31 December 2015

4. New standards and interpretations not yet adopted

A number of new standards, amendments to standards and interpretations are issued but not yet effective for annual periods beginning after 1 January 2016, and have not been applied in preparing these consolidated financial statements. There are no such statements relevant to the Group.

5. Determination of fair values

A number of the Group's accounting policies and disclosures require the determination of fair value for financial assets and liabilities.

When measuring the fair value of an asset or liability, the Group uses market observable data as far as possible. Fair values are categorised into different levels in a fair value hierarchy based on inputs used in valuation techniques as follows.

- *Level 1*: quoted prices (unadjusted) in active markets for identical assets or liabilities.
- *Level 2*: inputs other than quoted prices included in Level 1 that are observable for the asset or liability, either directly (i.e. as prices) or indirectly (i.e. derived from prices).
- *Level 3*: inputs for the asset or liability that are not based on observable market data (unobservable inputs).

If the inputs used to measure the fair value of an asset or liability might be categorised in different levels of the fair value hierarchy, then the fair value measurement is categorised in its entirety in the same level of the fair value hierarchy as the lowest level input that is significant to the entire measurement.

The Group recognises transfers between levels of the fair value hierarchy at the end of the reporting period during which the change occurred.

Further information about the assumptions made in measuring fair values is included in the following notes:

- Note 24 royalty agreement liability
- Note 27 share-based payment transactions
- Note 28 financial instruments

(a) Trade and other receivables

The fair value, which is determined for disclosure purposes, is calculated based on the present value of future cash flows, discounted at the market rate of interest at the reporting date.

(b) Non-derivative financial assets and liabilities

Fair value, which is determined for disclosure purposes, is calculated based on the present value of future principal and interest cash flows, discounted at the market rate of interest at the reporting date. Short-term receivables with no stated interest rate are measured at the original invoice amount if the effect of discounting is immaterial. Fair value is determined at initial recognition and, for disclosure purposes, at each annual reporting date.

(c) Royalty Agreement liability

The fair value of option liabilities is determined using the Black Scholes option valuation methodology, adjusted for the level of risk assumed in the option. The fair value of the royalty agreement liability is based on an assessment of the probability of the project proceeding, and a discounted cash flow estimate for the underlying mining project which included various assumptions about the life of the mine including commodity prices, exchange rates, grade of resources, capital expenditure, operating costs, production recovery rates, depreciation rates, and tax rates; and is discounted at the Group's weighted average cost of capital at the reporting date.

(d) Share-based payment transactions

Equity-based compensation is recognised as an expense in respect of the services received, or as capitalised exploration expenditure as appropriate. The fair value of options granted is recognised as an expense with a corresponding increase in equity. The fair value is measured at grant date and recognised over the period during which the employees become unconditionally entitled to the options. The fair value is measured using a Black-Scholes or Monte-Carlo Simulation Model. Measurement inputs include value on measurement date, exercise price of the instrument, expected volatility (based on comparable companies), expected life of the instruments, expected dividends and the risk free interest rate. Service conditions attached to the transactions are not taken into account in determining fair value.

Tigers Realm Coal Limited

Notes to the consolidated financial statements

For the year ended 31 December 2015

6. Financial risk management

(a) Risk management framework

The Board of Directors has overall responsibility for the establishment and oversight of the risk management framework. The Board has established the Audit, Risk and Compliance Committee, which is responsible for developing and monitoring the Group's risk management policies. The committee reports regularly to the Board.

The Group has established a Risk Management Policy to provide a framework for the management of risk within the Group. The Group's risk management policies are established to identify and analyse the risks faced by the Group, to set appropriate risk limits and controls, and to monitor risks and adherence to limits.

The Group has exposure to the following risks from its operations and use of financial instruments:

- Credit risk
- Liquidity risk
- Market risk
- Operational risk

This note presents information about the Group's exposure to each of the above risks, its objectives, policies and processes for measuring and managing risk, and the management of capital. Further quantitative disclosures are included throughout these consolidated financial statements.

(i) Credit risk

Credit risk is the risk of financial loss to the Group if a counterparty to a financial instrument fails to meet its contractual obligations, and arises principally from the Group's receivables from customers.

(ii) Liquidity risk

Liquidity risk is the risk that the Group will not be able to meet its financial obligations as they fall due. The Group's approach to managing liquidity is to ensure, as far as possible, that it will always have sufficient liquidity to meet its liabilities when due, under both normal and stressed conditions, without incurring unacceptable losses or risking damage to the Group's reputation.

(iii) Market risk

Market risk is the risk that changes in market prices, such as foreign exchange rates, interest rates, commodity prices and equity prices will affect the Group's income or the value of its holdings of financial instruments. The objective of market risk management is to manage and control market risk exposures within acceptable parameters, while optimising the return. For the Group currency risk arises from transactions in foreign currencies, predominantly US Dollars (USD), and Russian roubles (RUB). For the Group interest rate risk arises from the exposure to Australian cash deposit rates relating to cash and cash equivalents. For the Group commodity price risk affects the valuation of the Royalty Agreement Liability, as the liability is determined starting with the value of the Amaam project, with its value determined using a Discount Cash-Flow model.

(iv) Operational risk

Operational risk is the risk of direct or indirect loss arising from a wide variety of causes associated with the Group's processes, personnel, technology and infrastructure and from external factors other than credit, liquidity and market risks such as those arising from legal and regulatory requirements and generally accepted standards of corporate behaviour. Operational risks arise from all of the Group's operations.

The Group's objective is to manage operational risk so as to balance the avoidance of financial losses and damage to the Group's reputation with overall cost effectiveness. The primary responsibility for the development and implementation of controls to address operational risk is assigned to the Group's senior management. This responsibility is supported by the development of the Group Policies and Code of Conduct.

(b) Capital management

The Company and Group's objectives when managing capital are to safeguard the Group's ability to continue as a going concern, so as to maintain a strong capital base sufficient to maintain future exploration, evaluation and development of its projects. In order to maintain or adjust the capital structure, the Group may return capital to shareholders, or issue new shares. The Group's focus has been to raise sufficient funds through equity to fund exploration and evaluation activities and currently has no external borrowings, except for finance leases.

The Board has not set a target for employee ownership of the Company's ordinary shares.

The Board has not yet set a debt to capital target for the Group.

Tigers Realm Coal Limited
Notes to the consolidated financial statements
For the year ended 31 December 2015

6. Financial risk management (continued)

Russian Law provides that Russian subsidiaries in the Group need to maintain a level of net assets higher than their charter capital. Management closely monitor this requirement and act accordingly when required.

Neither the Company nor remaining subsidiaries are subject to any externally imposed capital requirements.

7. Impact of voluntary change in accounting policy

A change in accounting policy has been adopted for exploration and evaluation expenditure. The new accounting policy was adopted for the year ended 31 December 2015, effective 1 January 2015, and has been applied retrospectively.

The previous accounting policy was to capitalise and carry forward exploration and evaluation expenditure as an asset when rights to tenure of the area of interest were current and costs were expected to be recouped through successful development and exploitation of the area of interest or alternatively by its sale.

The new exploration and evaluation accounting policy is to charge exploration and evaluation expenditure against profit and loss as incurred, except for expenditure incurred after a decision to proceed to development is made, in which case the expenditure is capitalised as an asset. The impact on the statement of cash flows is a reclassification of exploration and evaluation expenditure from investing activities to operating activities.

The Group is of the view that the change in policy will result in the financial report providing more relevant and no less reliable information as capitalisation of costs will only begin once a decision to proceed with development has been made.

The following tables summarises the impact of the voluntary change in the accounting policy on exploration and evaluation costs, set out in Note 3 (e)(i), on the Group's consolidated financial statements.

Consolidated statement of financial position at 31 December 2014	Note	31 December 2014		31 December
		As previously reported	Effect of restatement	2014* As restated
		\$'000		\$'000
Non-current assets				
Deferred exploration and evaluation		32,372	(32,372)	-
Property, plant and equipment	18	12,522	1,710	14,232
Total non-current assets		187,174	(30,662)	156,512
Total assets		216,279	(30,662)	185,617
Non-current liabilities				
Deferred tax liabilities	23	30,146	(7,705)	22,441
Total non-current liabilities		69,970	(7,705)	62,265
Total liabilities		78,222	(7,705)	70,517
Net assets		138,057	(22,957)	115,100
Equity				
Reserves	26(a)	18,376	12,727	31,103
(Accumulated losses)	26(b)	(35,212)	(25,581)	(60,793)
Total equity attributable to equity holders of the Company		134,349	(12,854)	121,495
Non-controlling interest		3,708	(10,103)	(6,395)
Total equity		138,057	(22,957)	115,100

Tigers Realm Coal Limited
Notes to the consolidated financial statements
For the year ended 31 December 2015

7. Impact of voluntary change in accounting policy (continued)

Consolidated statement of financial position at 1 January 2014

	1 January 2014 As previously reported \$'000	Effect of restatement	1 January 2014* As restated \$'000
Non-current assets			
Deferred exploration and evaluation	36,083	(36,083)	-
Total non-current assets	169,783	(36,083)	133,700
Total assets	179,590	(36,083)	143,507
Non-current liabilities			
Deferred tax liabilities	28,310	(7,682)	20,628
Total non-current liabilities	48,304	(7,682)	40,622
Total liabilities	53,275	(7,682)	45,593
Net assets	126,315	(28,401)	97,914
Equity			
Reserves	36,748	(1,077)	35,671
(Accumulated losses)	(15,137)	(16,027)	(31,164)
Total equity attributable to equity holders of the Company	116,027	(17,104)	98,923
Non-controlling interest	10,288	(11,297)	(1,009)
Total equity	126,315	(28,401)	97,914

Tigers Realm Coal Limited
Notes to the consolidated financial statements
For the year ended 31 December 2015

7. Impact of voluntary change in accounting policy (continued)

Consolidated statement of comprehensive income

		31 December 2014 As previously reported \$'000	Effect of restatement	31 December 2014* As restated \$'000
Continuing operations				
Exploration and evaluation expenses		-	(15,733)	(15,733)
Results from operating activities		(21,915)	(15,733)	(37,648)
(Loss) before income tax		(19,900)	(15,733)	(35,633)
Income tax credit (expense)	13	(3,345)	3,922	577
(Loss) from continuing operations		(23,245)	(11,811)	(35,056)
Other comprehensive income				
Items that may subsequently be reclassified to the income statement				
Foreign currency translation differences for foreign operations		(22,306)	17,255	(5,051)
Total comprehensive income for the period		(45,551)	5,444	(40,107)
Operating profit is attributable to:				
Owners of the Company		(20,075)	(9,554)	(29,629)
Non-controlling interest		(3,170)	(2,257)	(5,427)
(Loss) for the period		(23,245)	(11,811)	(35,056)
Total comprehensive income is attributed to:				
Owners of the Company		(38,971)	4,250	(34,721)
Non-controlling interest		(6,580)	1,194	(5,386)
Total comprehensive income for the period		(45,551)	5,444	(40,107)
(Loss) per share (cents per share)				
basic (loss) per share (cents)	14	(2.48)	(1.86)	(4.34)
diluted (loss) per share (cents)	14	(2.48)	(1.86)	(4.34)
(Loss) per share (cents per share) – continuing operations				
basic (loss) per share (cents)	14	(2.48)	(1.86)	(4.34)
diluted (loss) per share (cents)	14	(2.48)	(1.86)	(4.34)

Tigers Realm Coal Limited
Notes to the consolidated financial statements
For the year ended 31 December 2015

7. Impact of voluntary change in accounting policy (continued)

Consolidated statement of cash flows

	Note	31 December 2014 As previously reported \$'000	Effect of restatement	31 December 2014* As restated \$'000
Cashflows from operating activities				
Exploration and evaluation expenditure		-	(20,073)	(20,073)
Net cash (used in) operating activities		(5,414)	(20,073)	(25,487)
Cashflows from investing activities				
Exploration and evaluation expenditure		(22,352)	22,352	-
Acquisition of property, plant and equipment		(6,519)	(2,279)	(8,798)
Net cash (used in) investing activities		(36,173)	20,073	(16,100)

In the year to 31 December 2015, the voluntary change in accounting policy has resulted in recognition of an exploration and evaluation expense of \$7,297 thousand. Had the change in accounting policy not been adopted for the current year, the result would have been the capitalisation of \$7,297 thousand to the exploration and evaluation asset and an additional asset write-down of the same amount as a result of the impairment of both the Amaam and Amaam North CGUs assets at 31 December 2015. Results of impairment tests performed during the year to 31 December 2015 are detailed in Note 12.

The change in accounting policy in relation to exploration and evaluation expenditure from capitalisation to expensing as incurred was not applied in the Group's 30 June 2015 Interim Financial Report. As part of the retrospective application of the new policy, the Group's write-down of assets recognised for the six months ended 30 June 2015 of \$171.820 million has been restated to \$148.264 million in these financial statements.

Tigers Realm Coal Limited
Notes to the consolidated financial statements
For the year ended 31 December 2015

8. Segment reporting

The Group has two reportable segments, as described below, which are its main mineral exploration projects. The Group has identified these segments based on the internal reports used and reviewed by the Group's Chief Executive Officer (the chief operating decision maker), in assessing performance and determining the allocation of resources.

The accounting policies used by the Group in reporting segments internally are the same as those contained in Note 3 to the accounts and in the prior period. In 2015 the mineral exploration and evaluation activities of the Group continue to be managed in two reportable operating segments outlined below.

2015

Amaam Project The Amaam Project is located in the Bering Basin in Chukotka province, Russia and consists of the Amaam tenement.

Amaam North Project The Amaam North Project is located in the Bering Basin in Chukotka province, Russia and consists of the Amaam North tenement. Also includes transport and infrastructure assets associated with the Beringovsky Port and Coal Terminal acquired by the Company in June 2014.

Other Consists of corporate and office expenses primarily incurred at the Group's Melbourne offices, including the costs of liquidating non-operating entities (Indonesia and Spain). This is not a reportable segment.

Management monitors the expenditure outlays of each segment for the purpose of cost control and making decisions about resource allocation. The Group's administration and financing functions are managed on a group basis and are included in the "Other", which is not a reportable segment.

	Amaam Project	Amaam North Project	Total Reportable Segments	Other	Total
	\$'000	\$'000	\$'000	\$'000	\$'000
31 December 2015					
Total segment revenue (including interest revenue)	-	71	71	3	74
Write-down of assets	(144,638)	(15,769)	(160,407)	-	(160,407)
Segment expense	(2,681)	(2,185)	(4,866)	(8,563)	(13,429)
Depreciation and amortisation	-	(328)	(328)	(97)	(425)
Gain / (loss) on revaluation of royalty agreement liability	40,468	-	40,468	-	40,468
Net foreign exchange gain / (loss)	-	-	-	1,850	1,850
Segment result	(106,851)	(18,211)	(125,062)	(6,807)	(131,869)
Segment assets	611	7,784	8,395	5,168	13,563
Segment liabilities	(33)	(4,400)	(4,433)	(149)	(4,582)
31 December 2014* As restated					
Total segment revenue (including interest revenue)	13	-	13	35	48
Segment expense	(7,627)	(8,445)	(16,072)	(7,321)	(23,393)
Depreciation and amortisation	-	(159)	(159)	(92)	(251)
Gain / (loss) on revaluation of royalty agreement liability	(14,017)	-	(14,017)	-	(14,017)
Net foreign exchange gain / (loss)	-	-	-	1,980	1,980
Segment result	(21,631)	(8,604)	(30,235)	(5,398)	(35,633)
Segment assets	137,216	28,656	165,872	19,745	185,617
Segment liabilities	(58,398)	(11,347)	(69,745)	(772)	(70,517)

Tigers Realm Coal Limited
Notes to the consolidated financial statements
For the year ended 31 December 2015

8. Segment reporting (continued)

Geographical information

The Group manages its business on a worldwide basis but primarily holds assets in one geographic segment, being Russia.

	2015		2014	
	Revenues \$'000	Non-current assets \$'000	Revenues \$'000	Non-current assets* As restated \$'000
Russia	71	3,626	13	156,271
Total	71	3,626	13	156,271

9. Other income

	31 December 2015 \$'000	31 December 2014 \$'000
Other income	71	-
Other income	71	-

10. Expenses

Administration expenses

	31 December 2015 \$'000	31 December 2014 \$'000
Wages and salaries, including superannuation contributions	(2,095)	(3,775)
Contractors and consultants fees	(1,051)	(1,311)
Corporate travel costs	(482)	(510)
Accounting and audit fees	(341)	(272)
Other	(1,144)	(1,427)
Total administration expense	(5,113)	(7,295)

11. Finance income

Finance income

	31 December 2015 \$'000	31 December 2014 \$'000
Net foreign exchange gain	1,850	1,980
Finance income	1,850	1,980
Finance income – external interest income	3	35
Finance income	3	35
Net finance income	1,853	2,015

Tigers Realm Coal Limited
Notes to the consolidated financial statements
For the year ended 31 December 2015

12. Write-down of assets

Due primarily to a further, and significant, deterioration in coal price forecasts, the Group has performed an impairment assessment for its Amaam Project CGU and Amaam North Project CGU and recognised a write-down of assets of \$160.407 million during the year ended 31 December 2015, of which \$148.264 million arose from an impairment of assets at 30 June 2015 and \$12.143 million from a further impairment at 31 December 2015. Refer to Note 8 of the Consolidated Financial Statements for a description of the Amaam Project and the Amaam North Project operations. A breakdown of the allocation of the write-down by asset class is included in Note 19.

As a result of the recoverable amount analysis performed, the following write-downs were recognised.

Write-down of assets recognised for the year ended 31 December 2015

	31 December 2015	31 December 2014* As restated
	\$'000	\$'000
Goodwill	(27,118)	-
Mineral rights	(117,756)	-
Other intangible assets	(2,119)	-
Property, plant and equipment	(13,414)	-
Total write-down of assets	(160,407)	-

Methodology

A write-down is recognised when the carrying amount exceeds the recoverable amount of the assets. The recoverable amount is determined as the greater of the fair value of the asset, with reference to the market price, where available, less costs of disposal and the value in use, as determined by the calculation of the CGU's net present value below.

Given the nature and stage of the Group's activities (the Amaam Project being in the exploration and evaluation phase and not scheduled to go into production until at least 2023), information on the fair value less cost to sell of the asset is difficult to obtain unless negotiations with potential purchasers or similar transactions are taking place. Consequently, the Group has determined the recoverable amount of the Amaam Project cash generating unit ("CGU") using a value in use approach.

With regards to the Amaam North Project, the recoverable amount of this CGU has been determined primarily using a value in use approach, except in respect of certain property, plant and equipment for which their market price was determinable, the fair value less costs of disposal for these assets was used as the basis for determining their recoverable amount.

The recoverable amounts in relation to both CGUs have been determined by an internal valuation model that estimates the future cash flows, discounted to their present value using a discount rate that reflects current market assessments of the time value of money and the risks specific to each particular CGU.

Detailed plans are constructed by management for each project utilising detailed life of mine plans based on estimated production volumes and operating costs.

The discounted cash flow model used in the assessment of value in use is based on a number of key assumptions, including commodity price forecasts, discount rates, capital expenditure, operating costs and foreign exchange rates. These assumptions can change over short periods of time and can have a significant impact on the carrying value of the assets. Given the fact that the Group's projects are yet to progress to the development stage, and the fact that the projects are expected to have a long term operating life once developed, the Group focuses on changes in long-term estimates for the relevant assumptions.

The Group considered information available from industry analysts and commentators in relation to commodity price forecasts. It continued to use a leading industry specialist's forecast real prices as its preferred source of data when analysing price forecasts due to the level of detail they supply for their 20 year forecasts. It also considered the short-term forecasts of other market commentators to assess the degree of consistency with the forecasts adopted by the Group.

Tigers Realm Coal Limited
Notes to the consolidated financial statements
For the year ended 31 December 2015

12. Write-down of assets (continued)

In the six months ended 30 June 2015, based on the estimated recoverable amount, the Group has written-down all non-current assets for the Amaam project CGU and the goodwill, mineral rights and other intangible assets for Amaam North project CGU due primarily to deterioration in the coal price forecasts after the date of signing the 2014 financial report to the date of issuance of the interim condensed consolidated financial statements for the six months ended 30 June 2015.

Subsequent to 30 June 2015, there has been a further, significant deterioration in coal price forecasts, as a result of which the value in use of the Amaam North Project is below the carrying value of non-current assets. Consequently, all remaining non-current assets in the Amaam North project were written-down to their recoverable amount of \$2.909 million as at 31 December 2015. This recoverable amount was determined using their fair value, less costs of disposal.

13. Income tax expense

A reconciliation between tax expense and the product of accounting profit multiplied by Australia's domestic tax rate for the years ended 31 December 2015 and 2014 is set out below.

	31 December 2015 \$'000	31 December 2014 As restated \$'000
Loss before tax from continuing operations	(131,869)	(35,633)
	(131,869)	(35,633)
Income tax (credit) using the domestic corporation tax rate of 30%	(39,561)	(10,690)
Changes in income tax expense due to:		
Effect of tax rates in foreign jurisdictions	20,620	4,178
Non-assessable income – royalty liability	(5,059)	-
Non-deductible expenses-royalty liability	-	1,752
Non-deductible expenses-impairment	21,446	(879)
Non-deductible expenses-other	(780)	(2)
Reversal of deferred tax liability on mineral rights	(23,400)	-
Current period tax losses for which no deferred tax asset was recognised	2,835	5,064
Total income tax (credit) expense on pre-tax net profit	(23,899)	(577)
Current tax (credit) expense	5	15
Deferred tax (credit) expense	(23,904)	(592)
Total income tax (credit) expense	(23,899)	(577)

Unrecognised deferred tax assets

Net deferred tax assets have not been recognised in respect of the following:

	31 December 2015 \$'000	31 December 2014* As restated \$'000
Total tax assets not recognised	21,088	18,253

Tigers Realm Coal Limited
Notes to the consolidated financial statements
For the year ended 31 December 2015

13. Income tax expense (continued)

During the year ended 31 December 2014, the Company made changes to inter-company loan agreements between its Russian and Cyprus subsidiaries so as to enable compliance with Russian law regarding maintenance of net asset position within the Russian entities. This change affected the tax losses carried forward, as it triggered the realisation of existing unrealised foreign exchange gains on these loans for Australian tax purposes. The tax losses carried forward as at 31 December 2014 were reduced by \$3.9 million, the estimated tax effected FX gain for the Group.

The tax losses incurred in Australia do not expire under current tax legislation. In the overseas jurisdictions the tax losses can be carried forward for varying periods. Deferred tax assets have not been recognised for deductible temporary differences or carried forward tax losses where it is not probable that future taxable profit will be available against which the Group can utilise the benefits.

14. Earnings / (loss) per share

		31 December 2015	31 December 2014* As restated cents
		Cents	
(Loss) per share			
Basic (loss) per share – cents	a	(12.06)	(4.34)
Diluted (loss) per share – cents	b	(12.06)	(4.34)
(Loss) per share – continuing operations			
Basic (loss) per share – cents	a	(12.06)	(4.34)
Diluted (loss) per share – cents	b	(12.06)	(4.34)

(a) Basic earnings / (loss) per share

The calculation of basic earnings per share (EPS) at 31 December 2015 was based on the loss attributable to ordinary equity holders of the Company of \$107.970 million (2014: loss of \$35.056 million) and a weighted average number of ordinary shares outstanding during the period ended 31 December 2015 of 895,084,897 (2014: 807,991,613).

(b) Diluted earnings / (loss) per share

The calculation of diluted earnings per share at 31 December 2015 is the same as basic earnings per share. The Company had issued 31,406,000 options over ordinary shares. The options over ordinary shares could potentially dilute basic earnings per share in the future, however, they have been excluded from the calculation of diluted earnings per share because they are anti-dilutive for the reporting period.

15. Cash and cash equivalents

	31 December 2015	31 December 2014
	\$'000	\$'000
Bank balances	7,074	20,465
Cash and cash equivalents	7,074	20,465

All cash and cash equivalents are available for use by the Group.

Tigers Realm Coal Limited
Notes to the consolidated financial statements
For the year ended 31 December 2015

16. Reconciliation of cash flows from operating activities

	31 December 2015	31 December 2014* As restated
	\$'000	\$'000
Cash flows from operating activities		
(Loss) for the period	(107,970)	(35,056)
Adjustments for non-cash items:		
Foreign exchange (gain)/loss	(1,850)	(1,980)
Share based payments	27 1,120	524
Administration expenditure	172	685
(Gain) / loss on revaluation of royalty agreement liability	24 (40,468)	14,017
Write down of assets	12 160,407	-
Income tax expense/(benefit)	13 (23,899)	(577)
	(12,488)	(22,387)
Changes in working capital		
(Increase) / decrease in trade and other receivables	(191)	(189)
(Increase) / decrease in prepayments	1,922	721
(Decrease) / increase in trade and other payables	(1,131)	(3,632)
Net cash (used in) operating activities	(11,888)	(25,487)

17. Trade and other receivables

	31 December 2015	31 December 2014
	\$'000	\$'000
Security deposit	1,338	1,969
Other receivables	807	2,732
Current	1,428	3,541
Non-current	717	1,160

In 2014, the Group negotiated a bank guarantee in favour of CAT as part of the arrangement to acquire a small fleet of mobile equipment. In 2015, the CAT finance lease payment terms were renegotiated, including the value of the guarantee, which was reduced to US \$0.976 million (AUD \$1.338 million) at 31 December 2015 from US \$1.607 million (AUD \$2.098 million) at 31 December 2014.

Tigers Realm Coal Limited
Notes to the consolidated financial statements
For the year ended 31 December 2015

18. Property, plant and equipment

	Assets in construction \$'000	Land & Buildings \$'000	Plant & Equipment \$'000	Fixtures & Fittings \$'000	Total \$'000
31 December 2015					
<i>Cost</i>					
As at 1 January 2015	9,534	4,080	2,445	240	16,299
Additions	1,276	15	103	-	1,394
Disposals					
Transfers	(5,586)	-	5,586	-	-
Asset write-down	(6,030)	(4,229)	(5,820)	(240)	(16,319)
Effect of movement in exchange rates	806	134	595	-	1,535
As at 31 December 2015	-	-	2,909	-	2,909
<i>Depreciation and impairment</i>					
As at 1 January 2015	-	(1,193)	(768)	(106)	(2,067)
Depreciation charge for the period	-	(265)	(202)	(48)	(515)
Disposals	-	-	-	-	-
Asset write-down	-	1,610	1,141	154	2,905
Effect of movement in exchange rates	-	(152)	(171)	-	(323)
As at 31 December 2015	-	-	-	-	-
Net book value: At 31 December 2015	-	-	2,909	-	2,909
31 December 2014					
*As Restated					
<i>Cost</i>					
As at 1 January 2014	-	5,141	2,692	240	8,073
Additions	11,910	835	736	-	13,481
Disposals	-	-	-	-	-
Transfers	-	-	-	-	-
Effect of movement in exchange rates	(2,376)	(1,896)	(983)	-	(5,255)
As at 31 December 2014	9,534	4,080	2,445	240	16,299
<i>Depreciation and impairment</i>					
As at 1 January 2014	-	(1,049)	(340)	(57)	(1,446)
Depreciation charge for the period	-	(530)	(541)	(49)	(1,120)
Disposals	-	-	-	-	-
Effect of movement in exchange rates	-	386	113	-	499
As at 31 December 2014	-	(1,193)	(768)	(106)	(2,067)
Net book value: *As Restated At 31 December 2014	9,534	2,887	1,677	134	14,232

Tigers Realm Coal Limited
Notes to the consolidated financial statements
For the year ended 31 December 2015

19. Intangible assets

	Goodwill \$'000	Mineral Rights \$'000	Other \$'000	Total \$'000
31 December 2015				
<i>Cost</i>				
As at 1 January 2015	26,012	112,934	2,331	141,277
Write-down of assets	(27,118)	(117,756)	(2,413)	(147,287)
Effect of movement in exchange rates	1,106	4,822	82	6,010
As at 31 December 2015	-	-	-	-
<i>Amortisation and impairment</i>				
As at 1 January 2015	-	-	(157)	(157)
Amortisation charge for the period	-	-	(137)	(137)
Write-down of assets	-	-	294	294
As at 31 December 2015	-	-	-	-
Net book value:				
At 31 December 2015	-	-	-	-
31 December 2014				
<i>Cost</i>				
As at 1 January 2014	23,193	103,808	104	127,105
Additions	-	-	68	68
Additions – acquisition of subsidiary	780	-	3,149	3,929
Effect of movement in exchange rates	2,039	9,126	(990)	10,175
As at 31 December 2014	26,012	112,934	2,331	141,277
<i>Amortisation and impairment</i>				
As at 1 January 2014	-	-	(32)	(32)
Amortisation charge for the period	-	-	(125)	(125)
As at 31 December 2014	-	-	(157)	(157)
Net book value:				
At 31 December 2014	26,012	112,934	2,174	141,120

Tigers Realm Coal Limited

Notes to the consolidated financial statements

For the year ended 31 December 2015

19. Intangible assets (continued)

Impairment testing for CGUs containing goodwill

Goodwill arose in a business combination following an acquisition of a controlling interest in the Amaam Project owned by Eastshore Coal Holding Limited in 2011. It represented the excess of the consideration paid over the fair value of the Group's share of the identifiable net assets acquired and contingent liabilities assumed at the date of acquisition. For impairment testing purposes, goodwill is allocated to the Group's cash generating units (CGUs) identified according to the Group's operating segments.

In addition to the goodwill that arose in relation to the Amaam Project, there was also goodwill in relation to the acquisition of the Beringovsky Port and Coal Terminal through the purchase of a 100% equity interest in Port Ugolny LLC (Amaam North Project).

In assessing whether an impairment adjustment is required for the carrying value of an asset, its carrying value is compared with its recoverable amount. The recoverable amount is the higher of the asset's fair value less costs to sell and value-in-use.

It is management's intention to continue to develop both the Amaam Project and Amaam North Project. Consequently, unless indicated otherwise, the recoverable amount used in assessing asset impairment is primarily the value-in-use.

Value-in-use and key assumptions

The Group estimates the value-in-use of the Amaam Project and Amaam North Project using a discounted cash flow model for the life of the particular project. The projected cash flows of the projects are for a period in excess of five years and represent management's estimate of the life of mine.

The calculation of value-in-use is sensitive to a number of assumptions:

- Short and long term commodity prices
- Discount rate
- Operating expenditure and capital cost
- Foreign exchange rates

Short and long term commodity prices: The Group considered information available from industry analysts and commentators in relation to commodity price forecasts. It continued to use a leading industry specialist's forecast real prices across the anticipated mine life as its preferred source of data when analysing price forecasts due to the level of detail they supply for their 20 year forecast prices. It also considered the short-term forecasts of other market commentators to ensure a degree of consistency with the commodity price forecasts adopted. As at 31 December 2015, the range of the coal price forecasts adopted by the Group over the estimated mine life for the main product in Amaam project is US \$110 to US \$147 per ton and in Amaam North project is US \$80 to US \$113 per ton.

Discount rate: In calculating the value-in-use, a real pre-tax discount rate of 15.35% for the Amaam Project CGU and 13.78% for the Amaam North Project CGU was applied to the pre-tax cash flows expressed in real terms. These discount rates were derived from the Group's pre-tax weighted average cost of capital (WACC), with appropriate adjustments made to reflect the risks specific to the particular CGU and to determine the pre-tax rate. The WACC takes into account returns on both debt and equity.

Operating expenditure and capital costs: The Group engaged a number of external consultants to assist with the cost estimates, as part of the process of completing the Amaam Project PFS and Amaam North Project BFS. The Company has an experienced Owners team, who assess the reasonableness of the information provided before making informed decisions on estimates.

Foreign exchange rates: Foreign exchange rates (USD: RUB) are estimated with reference to external market forecasts and updated at least annually.

Based on the estimated recoverable amount, the Group has written-down all non-current assets for Amaam Project CGU and goodwill, mineral rights and other intangible assets and property, plant and equipment excluding certain equipment for Amaam North Project CGU, due primarily to a further significant and deterioration in coal price forecasts during the period.

Fair value less cost of disposal

At 31 December 2015, the Amaam North CGU's property, plant and equipment was subject to impairment testing, an additional write-down by \$12.083 million was recognised in the statement of comprehensive income. As at 31 December 2015, the recoverable amount of \$2.909 million was determined with reference to the sales price of certain Caterpillar ("CAT") equipment, less the costs of their disposal.

The market price used in determining the fair value of the CAT equipment falls within the criteria indicating Level 2 of the fair value hierarchy as the fair value was based on an external party's offer to acquire the assets.

Tigers Realm Coal Limited
Notes to the consolidated financial statements
For the year ended 31 December 2015

19. Intangible assets (continued)

Impairment testing for CGUs containing goodwill

Write-down of assets

As a result of the recoverable amount analysis performed during the period, the following write-down was recognised.

Write-down of assets recognised for the year ended 31 December 2015

	Amaam Project CGU \$'000	Amaam North Project CGU \$'000	Total \$'000
Write-down of assets			
Goodwill	(26,309)	(809)	(27,118)
Mineral rights	(116,998)	(758)	(117,756)
Other intangible assets	-	(2,119)	(2,119)
Property, plant and equipment	(1,331)	(12,083)	(13,414)
Total write-down of assets	(144,638)	(15,769)	(160,407)

20. Trade & other payables

	31 December 2015 \$'000	31 December 2014 \$'000
Other trade payables and accrued expenses	410	848
	410	848
Current	410	848
	410	848

21. Employee Benefits

	31 December 2015 \$'000	31 December 2014 \$'000
Annual Leave	75	302
Provision for annual bonus	-	690
Provision for other employee costs	79	139
	154	1,131

Tigers Realm Coal Limited
Notes to the consolidated financial statements
For the year ended 31 December 2015

22. Lease Liability

	31 December 2015 \$'000	31 December 2014 \$'000
Finance lease liabilities - current	2,296	6,273
	2,296	6,273
Finance lease liabilities – non-current	1,722	2,563
	1,722	2,563

The terms and conditions of the finance leases are as follows:

	Currency	Interest rate	Year of maturity	31 December 2015	
				Value at inception \$'000	Carrying amount \$'000
Finance lease liabilities	USD	9.95%	2017	10,095	USD 2,932
Total interest bearing liabilities				10,095	USD 2,932

In 2014 the Group entered into a finance lease with CAT to acquire a small fleet of mobile equipment to commence early stage development at Project F Amaam North. USD \$8.217 million (AUD \$10.734 million) in equipment at cost (including VAT) was acquired, with an initial advance paid and the balanced financed. The finance lease liability was USD \$8.234 million (AUD \$10.756 million), with advances paid of USD \$4.191 million (AUD \$5.475 million). The advances paid unwound over a 12-month period from the commencement of the lease in September 2014. Terms and charges are determined based on the net position of the lease liability and advance. In addition to this, a security deposit for the CAT lease was put in place totalling USD \$1.607 million (AUD \$2.098 million).

In 2015, the terms of the CAT finance lease payment schedule and the security deposit were renegotiated, as a result of which the term of the lease was extended until 2017 and the terms of the guarantee changed and the sum reduced. Details of the guarantee are presented in Note 17. The finance lease liability outstanding as at 31 December 2015 is USD \$2.932 million (AUD \$4.018 million), with advances paid of \$Nil.

Tigers Realm Coal Limited
Notes to the consolidated financial statements
For the year ended 31 December 2015

23. Deferred Tax Liabilities

	31 December 2015 \$'000	31 December 2014* As restated \$'000
The balance comprises temporary differences attributable to:		
Mineral rights acquired	-	22,441
Total deferred tax liabilities recognised	-	22,441
Deferred tax liabilities to be settled in within 12 months		-
Deferred tax liabilities to be settled after 12 months	-	22,441
Total deferred tax liabilities recognised	-	22,441
Movement in deferred tax liability		
At beginning of period	22,441	20,268
Impairment of mineral rights	(23,400)	-
Effects of movement in exchange rates	959	2,173
At end of period	-	22,441

The Group offsets tax assets and liabilities if it has a legally enforceable right to do so and the deferred tax assets and deferred tax liabilities relate to income taxes levied by the same tax authority. The Group's tax losses in foreign jurisdictions are subject to expiry dates.

Mineral rights were written-down during the year ended 31 December 2015. As a result, the related deferred tax liability was reduced to \$Nil. Details of the mineral rights write-down are presented in Note 19.

24. Royalty Agreement Liability

	31 December 2015 \$'000	31 December 2014 \$'000
Opening balance of royalty agreement liability	37,261	19,994
Fair value adjustment to royalty agreement liability	(40,468)	14,017
Effect of movement in exchange rates	3,207	3,250
Total royalty agreement liability recognised at end of year	-	37,261

The royalty agreement liability arose as a consequence of the change in control in Eastshore to TRC Cyprus on 6 May 2011 and the resulting consolidation of Eastshore and its 100% owned subsidiary, NPCC.

Applying AASB 3 *Business Combinations* the fair value of the consideration for Eastshore is measured with reference to the fair value of TIG's existing 40% equity interest in Eastshore at 6 May 2011, and in addition, the fair value of the option inherent in the Bering Royalty Agreement, whereby Bering may choose to fund its proportion of the expenditure after completion of the bankable feasibility study or to have its interest diluted in return for a royalty stream.

Tigers Realm Coal Limited
Notes to the consolidated financial statements
For the year ended 31 December 2015

24. Royalty Agreement Liability (continued)

With regards to the Bering Royalty Agreement, prior to 6 May 2011, TRC Cyprus held a 40% interest in Eastshore. TRC Cyprus now holds an 80% interest in Eastshore. If Bering fails to fund its proportion of expenditure after completion of the bankable feasibility study, its remaining 20% shareholding may be diluted in exchange for a maximum royalty of 2% of gross sales revenue from the sale of coal produced from the area of a license held by a member of the Eastshore Group.

The option inherent in the Bering Royalty Agreement whereby Bering may choose to fund its proportion of expenditure after completion of the bankable feasibility study or to have its interest diluted in return for a royalty stream, is deemed to be part of the consideration for TIG obtaining control of Eastshore. As such, the option is recorded as consideration at fair value at the date of acquisition.

Measurement of fair values

(i) Fair value hierarchy

The fair value measurement of the royalty agreement liability has been categorized as a Level 3 fair value based on the inputs to the valuation technique used (refer note 5(c)).

(ii) Valuation technique and significant observable inputs

TIG has used the Black and Scholes formula to value the royalty agreement liability, based on the parameters set out in the table below:

	31 December 2015	31 December 2014
Valuation Date	1 January 2021	1 January 2018
Expiry Date	-	24.23
20% value of the Amaam Project (US\$m)	-	50.57
Net Present Value of the Bering royalty stream (US\$m)	3%	60%
Valuation risk weighting (probability)	1,828	1,097
Time to expiration (days)	75%	75%
TIG Share Price volatility (%/100)	3.73%	2.47%
20 Year US bond yield (risk free rate) (%/100)		

The value of the Royalty Agreement Liability is determined starting with the value of the Amaam Project, with its value determined using a Discount Cash Flow model. The fair value of the liability was revalued to \$2.129 million at 30 June 2015 and further reduced to \$Nil at 31 December 2015 (31 December 2014: \$37.261 million). This resulted in a gain being taken to the statement of comprehensive income for the year ended 31 December 2015 of \$40.468 million (31 December 2014: loss of \$14.017 million). The fair value was recalculated based on information available at 31 December 2015. In the year to 31 December 2015, the value of the Amaam Project has been predominantly impacted by a decrease in coal price forecasts, which resulted in a decrease in the recoverable value of the project.

Due to the further deterioration in market conditions, the Group has conducted an assessment of the probability factor as at 31 December 2015, and concluded a downward adjustment to the probability factor is required.

It is important to note, the adjustment to the probability factor is an indication of the likelihood that the option holder will convert the option into the revenue stream, it is not whether or not the project will proceed. Given the volatility in the market conditions, the Group believes a rational investor would be more likely to maintain their equity interest, therefore the probability factor has been decreased, as a result the royalty liability has also decreased, as it has become less likely that the option will be exercised. The movement in the royalty agreement liability is a non-cash movement.

Having completed the Amaam North Project F Preliminary Feasibility Study in September 2013 and the Feasibility Study in November 2014, which is currently being updated by the Group, TIG's focus remains on obtaining funding to enable the development of Project F. As a result the Amaam Project BFS completion date has been extended a further 36 months to 1 January 2021, with production expected to commence from 2023. This revised date has the effect of pushing out the timeline for production, sales and capital expenditure by 36 months. This is the expiry date for the option and represents the point in time that the option-holder (Bering) must make an initial funding decision.

The Bering option will be revalued at each future balance date with any resulting movement being recognized as a gain or loss in the statement of comprehensive income.

Tigers Realm Coal Limited
Notes to the consolidated financial statements
For the year ended 31 December 2015

25. Share capital

	31 December 2015	31 December 2014
	\$'000	\$'000
Share Capital	164,901	164,901
Costs of raising equity	(13,716)	(13,716)
	151,185	151,185

(i) Movements in shares on issue:

	No of shares	Issue price \$	\$'000
Opening balance at 1 January 2014	524,223,017		103,928
<i>Movements in 2014</i>			
Issue of ordinary shares – placement	365,876,275	0.165	60,370
Issue of ordinary shares – Share Purchase Plan	3,651,569	0.165	603
Closing share capital balance at 31 December 2014	893,750,861		164,901
Opening balance at 1 January 2015	893,750,861		164,901
<i>Movements in 2015</i>			
Issue of ordinary shares – Share Purchase Plan	2,084,074	0.00	-
Closing share capital balance at 31 December 2015	895,834,935		164,901

(ii) Movements in cost or raising equity:

	31 December 2015	31 December 2014
	\$'000	\$'000
Opening balance	(13,716)	(9,512)
Costs incurred	-	(4,204)
Closing balance	(13,716)	(13,716)

The Company does not have authorised capital or par value in respect of its issued shares. All issued share are fully paid. All shares rank equally with regard to the Company's residual assets.

The holders of ordinary shares are entitled to receive dividends as declared from time to time, and are entitled to one vote per share at meetings of the Company.

Issue of ordinary shares – year ended 31 December 2015

During the year the Company issued 2,084,074 fully paid ordinary shares at a nil price as part of the Employee Share Purchase Scheme. There were no other movements for the year.

Tigers Realm Coal Limited
Notes to the consolidated financial statements
For the year ended 31 December 2015

25. Share capital (continued)

Issue of ordinary shares – year ended 31 December 2014

In March and April 2014 the Company completed an equity raising of \$60.973 million in the form of fully paid ordinary shares at a price of \$0.165 per share. The \$0.165 share price represents a 5.8% discount to the five day volume weighted average trade price of TIG's shares prior to the trading halt announcement date on 5th December 2013. The equity raising consisted of the following elements.

- A placement of 219,263,985 fully paid ordinary shares to raise gross proceeds of \$36.179 million to Baring Vostok Private Equity Fund V, through BV Mining Holding Limited (BVMHL);
- A placement of 99,000,000 fully paid ordinary shares to raise gross proceeds of \$16.335 million to the Russian Direct Investment Fund (RDIF);
- A placement of 47,612,290 fully paid ordinary shares to raise gross proceeds up to \$7.856 million to existing and new shareholders. Of this placement amount, 23,484,848 shares were issued on 3 March 2014 raising gross proceeds of \$3.875 million.
- A Share Purchase Plan to existing shareholders was completed on 24 April 2014 which resulted in 3,651,569 shares being issued to raise gross proceeds of \$0.603 million.

(iii) Capital Management

The Board monitors the capital of the Group in order to ensure management maintain stable cash reserves, manage capital raising requirements, and ensure that the Group can fund its operations and continue as a going concern. The Group's debt and capital includes ordinary share capital and current and non-current financial liabilities. There is no non-current external debt, other than finance leases.

Management effectively manages the Group's capital by assessing the Group's cash flow and capital requirements and responds to those needs. These responses include capital projects management, mineral licences' acquisition, reduction of expenditure, and sourcing of further funds.

(iv) Movements in options on issue:

	Date of issue	Number of options	Exercise price \$	Expiry date
Opening balance as at 1 January 2014		49,527,100		
Issue of options	4 June 2014	3,000,000	0.500	4 June 2019
Issue of options	19 December 2014	8,035,500	0.230	28 February 2019
Issue of options	19 December 2014	8,035,500	0.170	28 February 2019
Options forfeited/lapsed		(30,306,100)		
Closing balance as at 31 December 2014		38,292,000		
Issue of options	17 April 2015	8,937,500	0.23	17 April 2020
Issue of options	17 April 2015	8,937,500	0.17	17 April 2020
Issue of options	17 April 2015	3,258,518	0.00	17 May 2015
Issue of options	11 June 2015	3,000,000	0.50	11 June 2020
Issue of options	11 June 2015	3,000,000	0.23	11 June 2020
Options exercised		(2,084,074)		
Options forfeited/lapsed		(31,935,444)		
Closing balance as at 31 December 2015		31,406,000		

Tigers Realm Coal Limited
Notes to the consolidated financial statements
For the year ended 31 December 2015

26. Reserves and accumulated losses

(a) Reserves

	<i>Note</i>	31 December 2015	31 December 2014* As restated
		\$'000	\$'000
Share based payments reserve		6,355	5,235
Other reserve		18,582	18,582
Foreign currency translation reserve		7,072	7,286
Total reserves		32,009	31,103
Movements			
Share based payments reserve			
Opening balance		5,235	4,711
Share options expense arising during the year	27	1,120	524
Closing balance		6,355	5,235
Other reserve			
Opening balance		18,582	18,582
Change during the year		-	-
Closing balance		18,582	18,582
Foreign currency translation reserve			
Opening balance		7,286	12,378
Currency translation differences arising during the year		(214)	(5,092)
Closing balance		7,072	7,286

Share based payments reserve

The share based payments reserve is used to recognise the value of options issued but not exercised.

Other reserve

The other reserve records the impact of changes in ownership interest of subsidiaries while retaining control.

Foreign currency translation reserve

The foreign currency translation reserve records exchange differences arising on translation of foreign controlled entities.

(b) Retained earnings / (accumulated losses)

	31 December 2015	31 December 2014* As restated
	\$'000	\$'000
Retained earnings / (accumulated losses) at the beginning of the year	(60,793)	(31,164)
Net (loss) attributable to members of the Company	(86,170)	(29,629)
(Accumulated losses) at the end of the year	(146,963)	(60,793)

Tigers Realm Coal Limited
Notes to the consolidated financial statements
For the year ended 31 December 2015

27. Share based payments

(a) Recognised share based payment expense

Effect in thousands of AUD

	31 December 2015 \$'000	31 December 2014 \$'000
Expense arising from equity settled share based payment transactions	1,120	524

(b) Description of share-based payment arrangements

In 2010, the Company established the Staff Option Plan as part of the Group's Long-Term Incentive Plan to assist in the attraction, motivation and retention of senior executives and employees and to encourage their personal commitment to the Company. The plan forms a necessary part of the competitive packages offered by the Company in-light of the markets in which it operates. The plan also creates an ownership mindset among participants and ensures business decisions and strategic planning has regard to the Company's long term performance and growth. There a number of different performance hurdles, exercise prices and vesting conditions dependent on the individual's position held. It is a vesting condition that the holder of options remains an employee or director at the time of vesting. There have been no cancellations or modification to the Staff Option Plan since it was established in 2010.

The Staff Option Plan offers individuals the opportunity to acquire options over fully paid ordinary shares in the Company. Share options granted under the plan carry no dividend or voting rights. When exercised, each option is convertible into one ordinary share subject to satisfying vesting conditions and performance criteria. The shares when issued rank pari passu in all respects with previously issued fully paid ordinary shares. Option holders cannot participate in new issues of capital which may be offered to shareholders prior to exercise.

A fair value of these options is assessed at grant date using a Monte Carlo simulation model in accordance with AASB2 *Share-based Payments*. The options vest and expire at dates set out in the terms of the grant. The options cannot be transferred and are not quoted on the ASX.

(c) Summary of options granted under the Option Plan

The options outstanding at 31 December 2015 have an exercise price in the range of \$0.17 to \$0.75 (2014: \$0.17 to \$1.00). The weighted average remaining contractual life for options outstanding at 31 December 2015 is 3.47 years (2014: 3.51 years). The weighted average fair value of options granted during the year was \$0.058 (2014: \$0.035). There are 12,493,000 vested and exercisable options at 31 December 2015 (2014: 13,823,000). There were 2,084,074 options exercised during 2015 (2014: Nil).

Movements in outstanding options

	2015		2014	
	Number of Options	Weighted Average Exercise Price \$	Number of Options	Weighted Average Exercise Price \$
Balance at the beginning of the year	38,292,000	0.410	49,527,100	0.333
Granted	27,133,518	0.213	19,071,000	0.247
Forfeited/lapsed	(31,935,444)	0.375	(30,306,100)	0.182
Exercised	(2,084,074)	0.000	-	-
Balance at the end of the year	31,406,000	0.300	38,292,000	0.410
Vested and exercisable at year end	12,493,000	0.409	13,823,000	0.606

Tigers Realm Coal Limited
Notes to the consolidated financial statements
For the year ended 31 December 2015

27. Share based payments (continued)

Details of the share options outstanding at 31 December 2015 are detailed below:

Date of issue	2015		2014	
	Number of Options	Average Exercise Price	Number of Options	Average Exercise Price
		\$		\$
17 October 2011	-	-	250,000	0.415
22 February 2012	1,267,000	0.500	1,773,000	0.500
28 March 2012	1,000,000	0.750	2,500,000	0.750
27 July 2012	-	-	300,000	0.500
12 November 2012	-	-	2,000,000	0.250
12 November 2012	-	-	2,000,000	0.500
12 November 2012	-	-	2,000,000	0.750
12 November 2012	-	-	2,000,000	1.000
15 February 2013	150,000	0.260	150,000	0.260
15 February 2013	150,000	0.260	150,000	0.260
15 February 2013	1,525,000	0.340	2,398,000	0.340
22 March 2013	200,000	0.340	200,000	0.340
3 May 2013	1,000,000	0.500	1,000,000	0.500
3 May 2013	1,000,000	0.600	2,500,000	0.600
4 June 2014	2,000,000	0.500	3,000,000	0.500
19 December 2014	4,201,000	0.230	8,035,500	0.230
19 December 2014	4,201,000	0.170	8,035,500	0.170
17 April 2015	5,356,000	0.230	-	-
17 April 2015	5,356,000	0.170	-	-
11 June 2015	2,000,000	0.500	-	-
11 June 2015	2,000,000	0.230	-	-
Balance at the end of the year	31,406,000	0.300	38,292,000	0.410

During the year to 31 December 2015, an additional 6,000,000 options were issued to directors and 21,133,518 options to employees as part of the Company's share option plan, with 31,935,444 options forfeited and 2,084,074 exercised, thus bringing the options issued over ordinary shares in the Company to 31,406,000 as at 31 December 2015.

The Staff Option Plan offers individuals the opportunity to acquire options over fully paid ordinary shares in the Company. Share options granted under the plan carry no dividend or voting rights. When exercised, each option is convertible into one ordinary share subject to satisfying vesting conditions and performance criteria. The shares when issued rank pari passu in all respects with previously issued fully paid ordinary shares. Option holders cannot participate in new issues of capital which may be offered to shareholders prior to exercise.

(d) Inputs for the measurement of grant date fair values

The grant date fair values of the options granted through the Staff Option Plan utilised assumptions underlying the Black-Scholes methodology to produce a Monte Carlo simulation model which allows for incorporation of the performance hurdles that must be met before the share based payment vests to the holder. Expected volatility is estimated by considering historic average share price volatility for those options issued since February 2013. Prior to that date, due to the lack of sufficient share price history (TIG was listed on 29 August 2011) the share price volatility was based on the historical volatility of a group of comparable companies, based on their principal activities, for volatility estimation purposes. The expected dividend yield used in the valuation process has been nil. The early exercise provision has been measured using a sell multiple of two times the exercise price. The post-vesting withdrawal rate used in the valuation of the options is nil. The risk free rate is derived from the yield on Australian Government Bonds of appropriate terms.

Tigers Realm Coal Limited
Notes to the consolidated financial statements
For the year ended 31 December 2015

27. Share based payments (continued)

The share options originally granted prior to the Initial Public Offer on 29 August 2011 were granted with a performance period of 12 months from the date of the IPO, with the ability for the Directors to extend the performance period for a further 12 month period. In 2012 the Directors extended the performance period of these options for a further 12 month period to 29 August 2013. In 2013 the Directors extended the performance period of these options for a further 12 month period to 29 August 2014. As a consequence of each of these decisions these share options were revalued in accordance with accounting standard requirements. These options were forfeited 29 August 2014 as a result of not meeting the required performance hurdle.

The inputs used in the measurement of the fair values at grant date of the options granted under the Staff Option Plan and outstanding at year end are outlined below:

Option Grant Date	Fair value at grant date	Share price at grant date	Exercise price	Performance hurdle	Performance period	Expiry date	Risk free interest rate
22 Feb 2012	\$0.160	\$0.325	\$0.500	C	F	22 Feb 2017	3.76%
28 Mar 2012	\$0.127	\$0.310	\$0.750	C	F	28 Mar 2017	3.71%
15 Feb 2013	\$0.056	\$0.220	\$0.260	A	E	15 Feb 2018	3.05%
15 Feb 2013	\$0.079	\$0.220	\$0.260	A	F	15 Feb 2018	3.05%
15 Feb 2013	\$0.115	\$0.220	\$0.340	C	F	15 Feb 2018	3.05%
22 Mar 2013	\$0.100	\$0.200	\$0.340	C	F	22 Mar 2018	3.17%
3 May 2013	\$0.064	\$0.170	\$0.500	B	E	3 May 2018	2.69%
3 May 2013	\$0.065	\$0.170	\$0.600	C	F	3 May 2018	2.69%
4 June 2014	\$0.043	\$0.140	\$0.500	B	E	4 June 2019	2.69%
19 Dec 2014	\$0.030	\$0.099	\$0.230	B	E	28 Feb 2019	2.32%
19 Dec 2014	\$0.036	\$0.099	\$0.170	D	G	28 Feb 2019	2.32%
17 Apr 2015	\$0.049	\$0.130	\$0.230	B	E	17 Apr 2020	1.84%
17 Apr 2015	\$0.061	\$0.130	\$0.170	C	F	17 Apr 2020	1.84%
11 Jun 2015	\$0.021	\$0.100	\$0.500	B	E	11 Jun 2020	2.09%
11 Jun 2015	\$0.035	\$0.100	\$0.230	C	F	11 Jun 2020	2.09%

Note

- A. Performance hurdle: options vest if share price exceeds \$0.50
- B. Performance hurdle: options vest 12 months after grant date.
- C. Performance hurdle: options vest 24 months after grant date.
- D. Performance hurdle: options vest 437 days after grant date.
- E. Performance period: 12 months after grant date.
- F. Performance period: 24 months after grant date.
- G. Performance period: 437 days after grant date.

Tigers Realm Coal Limited
Notes to the consolidated financial statements
For the year ended 31 December 2015

27. Share based payments (continued)

During the period Directors and employees were granted options. The grants of these options are:

	Options granted No.
Directors	
C Wiggill	1,500,000
O Hegarty	1,500,000
B Gray	-
R Morgan	500,000
T Sitdekov	500,000
A Manini (Resigned 1 October 2015)	1,500,000
A Gray (Resigned 1 October 2015)	500,000
	6,000,000
Employees	21,133,518
Total	27,133,518

28. Financial instruments

The Group holds the following financial instruments:

	31 December 2015 \$'000	31 December 2014 \$'000
Financial assets		
Cash and cash equivalents	7,074	20,465
Trade and other receivables	2,145	4,701
	9,219	25,166
Financial liabilities		
Trade and other payables	410	848
Finance leases	4,018	8,836
	4,428	9,684

The Royalty Agreement Liability represents a financial liability that is exposed to currency risk and market price risk and is carried at fair value. For details refer to Note 24.

(a) Accounting classifications and fair values

The following table shows the carrying amounts of financial assets and liabilities.

	Carrying amount		
	Loans & Receivables	Other financial liabilities	Total
	\$'000		
31 December 2015			
Financial assets not measured at fair value			
Cash and cash equivalents	7,074	-	7,074
Trade and other receivables	2,145	-	2,145
	9,219	-	9,219
Financial liabilities not measured at fair value			
Trade and other payables	-	410	410
Finance lease	-	4,018	4,018
	-	4,428	4,428

Tigers Realm Coal Limited
Notes to the consolidated financial statements
For the year ended 31 December 2015

28. Financial instruments (continued)

31 December 2014	Carrying amount		
	Loans & Receivables	Other financial liabilities	Total
	\$'000		
Financial assets not measured at fair value			
Cash and cash equivalents	20,465	-	20,465
Trade and other receivables	4,701	-	4,701
	25,166	-	25,166
Financial liabilities not measured at fair value			
Trade and other payables	-	848	848
Finance lease	-	8,836	8,836
	-	9,684	9,684

Fair value hierarchy

The Group uses various methods in estimating the fair values of its financial instrument. The different levels are as follows:

- Level 1 quoted prices (unadjusted) in active markets for identical assets or liabilities
- Level 2 inputs other than quoted prices included in Level 1 that are observable for the asset or liability, either directly (i.e., as prices), or indirectly (i.e. derived from prices)
- Level 3 inputs for the assets or liability that are not based on observable market data (unobservable inputs).

The following table presents the Group's assets and liabilities measured and recognised at fair value by valuation model.

31 December 2015	Level 1 \$'000	Level 2 \$'000	Level 3 \$'000	Total \$'000
Financial liabilities	-	-	-	-
Royalty Agreement Liability	-	-	-	-
Total	-	-	-	-

31 December 2014	Level 1 \$'000	Level 2 \$'000	Level 3 \$'000	Total \$'000
Financial liabilities	-	-	-	-
Royalty Agreement Liability	-	-	37,261	37,261
Total	-	-	37,261	37,261

The following table shows a reconciliation from the beginning balances to the ending balances for fair value measurement in Level 3 of the fair value hierarchy:

	31 December 2015 \$'000	31 December 2014 \$'000
Opening balance of royalty agreement liability	37,261	19,994
Fair value adjustment to royalty agreement liability	(40,468)	14,017
Effect of movement in exchange rates	3,207	3,250
Total royalty agreement liability recognised at end of year	-	37,261

Tigers Realm Coal Limited
Notes to the consolidated financial statements
For the year ended 31 December 2015

28. Financial instruments (continued)

The value of the Bering Royalty Agreement liability is determined with reference to the value of the Amaam Project, which is determined using a Discounted Cash Flow model. In the year to 31 December 2015, the value of the Amaam Project has been significantly impacted by a decrease in coal price forecasts, which resulted in a significant decrease in the recoverable value of the project. In addition to this there has also been a further revision to the Bankable Feasibility Study (BFS) completion date, with it being extended by 36 months, to 1 January 2021. Due to the further deterioration in market conditions, the Company has conducted an assessment of the probability factor as at 31 December 2015. Given the volatility in the market conditions, the Company believes a rational investor would be more likely to maintain their equity interest, therefore the probability factor has been decreased. As a result the royalty liability has also decreased, as it has become less likely that the option will be exercised. The movement in the royalty agreement liability is a non-cash movement.

Sensitivity analysis

The calculation of the fair value of the option can be sensitive to a number of assumptions, including medium and long term commodity prices and probability weighting of the likelihood that the option holder will convert the option into the revenue stream. These assumptions can change over short periods of time which can have a significant impact on the carrying value of assets. Although the Group believes that its estimate of fair value is appropriate, the use of different methodologies or assumptions could lead to a different measurement of fair value. At 31 December 2015, the Bering Royalty Agreement Option listed in Level 3 above is not sensitive to the inputs as a result of the extent to which the change in forecast coal prices has adversely effected the underlying net present value of the Amaam Project. Accordingly, the Group determined that there are no reasonably possible changes in the key assumptions that would impact the value of the Bering Royalty Agreement Option liability at 31 December 2015.

(b) Credit risk

Exposure to credit risk

Management monitors the exposure to credit risk on an ongoing basis. The maximum exposure to credit risk on financial assets which have been recognised on the balance sheet are generally the carrying amount, net of any provisions. Current receivables net of provision for doubtful receivables are not overdue or in default. The Group does not require collateral in respect of financial assets.

The Group has treasury policies in place for deposit transactions to be conducted with financial institutions with a minimum credit rating. At reporting date, cash is held with reputable financial institutions which all meet the Group's minimum credit rating required by the approved treasury policy.

	Carrying amount	
	2015 \$'000	2014 \$'000
Cash and cash equivalents	7,074	20,465
Trade and other receivables	2,145	4,701
	9,219	25,166

Geographical information

The Group's maximum exposure to credit risk for Trade and other receivables at the reporting date by geographical region was:

Europe and the Russian Federation	2,135	4,689
Australasia	10	12
	2,145	4,701

Tigers Realm Coal Limited
Notes to the consolidated financial statements
For the year ended 31 December 2015

28. Financial instruments (continued)

Counterparty information

The Group's maximum exposure to credit risk for Trade and other receivables at the reporting date by type of counterparty was:

	2015 \$'000	2014 \$'000
Other	2,145	4,701
	2,145	4,701

Impairment losses

The ageing of the Group's Trade and other receivables at the reporting date was:

	Gross 2015 \$'000	Impaired 2015 \$'000	Gross 2014 \$'000	Impaired 2014 \$'000
Not past due	2,145	-	4,701	-
Past due 0-30 days	-	-	-	-
Past due 31-120 days	-	-	-	-
Past due 121 days to one year	-	-	-	-
More than one year	-	-	-	-
	2,145	-	4,701	-

There was no provision for impairment at 31 December 2015 (2014: \$Nil); therefore there has been no movement in the provision for impairment for the year ended 31 December 2015.

(c) Liquidity risk

Exposure to liquidity risk

Management monitors the exposure to liquidity risk on an on-going basis. Prudent liquidity risk management implies maintaining sufficient cash reserves to meet the on-going operational requirements of the business. It is the Group's policy to maintain sufficient funds in cash and cash equivalents. Furthermore, the Group monitors its cash requirements and raises appropriate funding as and when required to meet such planned expenditure.

The following are the contractual maturities of financial liabilities.

	Contractual cashflows						
	Carrying amount \$'000	Total \$'000	6 mths or less \$'000	6-12 mths \$'000	1-2 yrs \$'000	2-5 yrs \$'000	More than 5 yrs \$'000
31 December 2015							
Non-derivative financial liabilities							
Trade and other payables	410	410	410	-	-	-	-
Finance Lease	4,018	4,018	1,148	1,148	1,722	-	-
	4,428	4,428	1,558	1,148	1,722	-	-
31 December 2014							
Non-derivative financial liabilities							
Trade and other payables	848	848	848	-	-	-	-
Finance Lease	8,836	9,304	3,592	3,060	2,652	-	-
	9,684	10,152	4,440	3,060	2,652	-	-

It is not expected that the cash flows included in the maturity analysis could occur significantly earlier, or at significantly different amounts.

Tigers Realm Coal Limited
Notes to the consolidated financial statements
For the year ended 31 December 2015

28. Financial instruments (continued)

(d) Market risk

(i) Currency risk

Exposure to currency risk

Management monitors the exposure to currency risk on an ongoing basis. The Group operates internationally and is exposed to foreign exchange risk arising from various currencies, primarily with respect to the US dollar ('USD') and the Russian Rouble ('RUB').

The Group's exposure to foreign currency risk was as follows:

	USD 2015 \$'000	RUB 2015 \$'000	USD 2014 \$'000	RUB 2014 \$'000
Cash and cash equivalents	6,610	338	19,286	43
Receivables	1,338	787	1,969	2,712
Trade and other payables	-	(208)	-	(657)
Finance Lease	(4,018)	-	(8,819)	-
Gross exposure	3,930	917	12,436	2,098
Forward exchange contracts	-	-	-	-
Net exposure	3,930	917	12,436	2,098

Exchange rates used

The following significant exchange rates were applied during the year relative to one Australian dollar:

	Average rate		Reporting date spot rate	
	2015	2014	2015	2014
USD	1.3312	1.1094	1.3699	1.2258
RUB	0.0219	0.0293	0.0187	0.0216

Sensitivity analysis

A weakening of the AUD, as indicated, against the USD and RUB at 31 December 2015 would have the impact in equity and profit or loss by the amounts shown below. This analysis is based on foreign currency exchange rate variances that the Group considered to be reasonably possible at the end of the reporting period. The analysis assumes that all other variables, in particular interest rates, remain constant.

	Strengthening		Weakening	
	Equity \$'000	Profit or loss \$'000	Equity \$'000	Profit or loss \$'000
31 December 2015				
USD (10% movement)	437	437	(357)	(357)
RUB (10% movement)	102	102	(83)	(83)
31 December 2014				
USD (10% movement)	1,382	1,382	(1,099)	(1,099)
RUB (10% movement)	233	233	(191)	(191)

(ii) Market price risk

Management monitors the exposure to commodity price risk on an on-going basis. The Group does not have any direct commodity price risk relating to its financial assets or liabilities.

Tigers Realm Coal Limited
Notes to the consolidated financial statements
For the year ended 31 December 2015

28. Financial instruments (continued)

(iii) Interest rate risk

Exposure to interest rate risk

Management monitors the exposure to interest rate risk on an ongoing basis. The Group's exposure to interest rate risk relates primarily to its cash and cash deposits. At the reporting date the interest rate profile of the company's and the Group's interest bearing financial instruments was:

	Carrying amount	
	2015 \$'000	2014 \$'000
Fixed rate instrument		
Financial assets	-	-
Financial liabilities	4,018	8,836
	4,018	8,836
Variable rate instruments		
Financial assets		
Cash and cash equivalents	7,074	20,465
Financial liabilities	-	-
	7,074	20,465

Interest rates used

The following significant interest rates have been applied.

	Average rate %	Reporting date spot rate %
2015		
Australian cash deposit rate	2.09	2.00
2014		
Australian cash deposit rate	2.50	2.50

Sensitivity analysis

An increase in interest rates, as indicated below, at balance dates would have increased equity and profit and loss by the amounts shown below. This analysis is based on interest rate variances that the Group considered to be reasonably possible at the end of the reporting period. The analysis assumes that all other variables, in particular exchange rates, remain constant. A reduction in the interest rates would have had the equal but opposite effect to the amounts shown below, on the basis that all other variables remain constant.

	Group	
	Equity \$'000	Profit or loss \$'000
31 December 2015		
Australian cash deposit rate (100 basis points increase)	6	6
31 December 2014		
Australian cash deposit rate (100 basis points increase)	87	87

Tigers Realm Coal Limited
Notes to the consolidated financial statements
For the year ended 31 December 2015

29. Operating Leases

Leases as lessee	31 December 2015 \$'000	31 December 2014 \$'000
Non-cancellable operating lease rentals are payable in:		
Less than one year	211	243
Between one and five years	11	12
More than five years	-	-
	222	255
Lease expense recognised in Profit or Loss		
Operating lease expense	105	136
	105	136

The Group leases office space under operating leases.

30. Expenditure commitments

Exploration expenditure commitments

In order to maintain current rights of tenure to exploration tenements, the Group is required to perform minimum exploration work to meet the minimum expenditure requirements. The minimum exploration work required to be performed to maintain tenure in the exploration licences granted in the Russian Federation is the performance of a minimum number of drilling metres to be performed over the life of each exploration licence. These obligations are expected to be fulfilled in the normal course of operations. Mining interests may be relinquished or joint ventured to reduce this amount. The various country and state governments have the authority to defer, waive or amend the minimum expenditure requirements.

Finance Lease	31 December 2015 \$'000	31 December 2014 \$'000
Lease expenditure contracted and provided for:		
Payable not later than one year	2,021	2,411
Payable later than one year, not later than five years	1,653	2,563
Payable later than five years	-	-
	3,674	4,974
Future finance charges	344	504
Total lease liabilities	4,018	5,478
Current (Note 22)	2,296	6,273
Non-current (Note 22)	1,722	2,563
	4,018	8,836

These finance lease commitments relate to the acquisition of a small fleet of mobile equipment to commence early stage development at Project F Amaam North, and is based on the cost of the assets and are payable over a period of up to 24 months at which point ownership of the assets transfers to the Group.

The finance lease liability was initially for USD \$8.234 million, with advances paid of USD \$4.191 million. The advances paid unwind over a 12 month period from the commencement of the lease in September 2014. Terms and charges are determined on the net position of the lease liability and advance.

In 2015, the terms of the CAT finance lease payment schedule and the security deposit were renegotiated, as a result of which the term of the lease was extended until 2017 and the terms of the guarantee changed and the sum reduced. Details of the guarantee are presented in Note 17. The finance lease liability outstanding as at 31 December 2015 is USD \$2.932 million (AUD \$4.018 million), with advances paid of \$ Nil.

There are no other commitments as at reporting date.

Tigers Realm Coal Limited
Notes to the consolidated financial statements
For the year ended 31 December 2015

31. Contingencies

Under the terms of the ASIC Class Order 98/1418, the Company and certain subsidiary have entered into approved deed of cross guarantee of liabilities with the subsidiary identified in Note 36.

32. Related parties disclosure

(a) Identity of related parties

The Group has a related party relationship with its subsidiaries (refer Note 34), key management personnel (“KMP”) (refer Note 33) and Tigers Realm Minerals Pty Ltd (“TRM”). TRM is a related party as TRM is a substantial shareholder of the Company and as the Group transacted with TRM in the reporting period. Pursuant to a services agreement dated 27 May 2011, TIG has a services agreement with TRM for the provision of services including the secondment of staff and the provision of office accommodation. It is the Group’s policy that the transactions are undertaken on an arm’s length basis.

(b) Other related party transactions

In AUD	Note	Transactions value	Balance outstanding	Transactions value	Balance outstanding as
		period ended 31 December 2015	as at 31 December 2015	period ended 31 December 2014	at 31 December 2014
		\$	\$	\$	\$
Group					
TRM services provided	(i)	(525,479)	(14,200)	(792,220)	(27,619)
Payment to Director	(ii)	-	-	(7,801)	-

Notes

- (i) The Group has a payable to TRM. It is the Group’s policy that this outstanding balance is priced on an arms-length basis and is expected to be settled in cash within 12 months of the reporting date. These balances are unsecured.
- (ii) The Company signed a 12 month Consultancy Agreement to the value of GBP 50,000 with Thukela Resources Ltd, the nominated consultancy company of the Director, Mr Craig Wiggill. The amount in 2014 represents the remaining balance paid for services provided under that Consultancy Agreement. The Consultancy Agreement expired in December 2013, and was not renewed.

(c) Loan facilities from related party transactions

For the financial period ending 31 December 2015 and 2014 there were no loan facilities from related parties.

Tigers Realm Coal Limited
Notes to the consolidated financial statements
For the year ended 31 December 2015

33. Key Management Personnel Disclosures

The following were key management personnel of the Company at any time during the reporting period and unless otherwise indicated were key management personnel for the entire period.

Name	Position	Commencement Date	
Directors			
Craig Wiggill	Chairman (prior to this was a Director (Non-executive))	20 November 2012	<i>Appointed as Chairman 1 October 2015</i>
Owen Hegarty	Director (Non-executive)	8 October 2010	
Ralph Morgan	Director (Non-executive)	1 April 2014	
Bruce Gray	Director (Non-executive)	1 October 2015	
Tagir Sitdekov	Director (Non-executive)	1 April 2014	
Antony Manini	Chairman	8 October 2010	<i>Resigned 1 October 2015</i>
Andrew Gray	Director (Non-executive)	28 March 2014	<i>Resigned 1 October 2015</i>
Senior Executives			
Peter Balka	Interim Chief Executive Officer (prior to this was the Chief Operating Officer)	1 January 2011	<i>Appointed as Interim Chief Executive Officer 1 October 2015</i>
Denis Kurochkin	Chief Financial Officer	21 July 2014	
Scott Southwood	General Manager Marketing	13 October 2013	
David Forsyth	Company Secretary	8 October 2010	
Craig Parry	Chief Executive Officer	12 November 2012	<i>Ceased 1 October 2015</i>
Chris McFadden	General Manager - Head of Commercial, Strategy & Corporate Development	1 January 2013	<i>Ceased 1 August 2015</i>

(a) Compensation of key management personnel

The key management personnel compensation included in “Administration expenses” (see Note 10) and “Share-based payments” (see Note 27) and is as follows:

	2015	2014
	\$	\$
Short-term employee benefits	2,126,648	1,927,279
Post-employment benefits	95,921	108,929
Termination benefits	402,938	-
Share-based payments	656,243	847,981
	3,281,120	2,884,189

(b) Key management personnel compensation disclosures

Information regarding individual Directors’ and executives, compensation and some equity instrument disclosures as permitted by Corporation Regulation 2M.3.03 and 2M.6.04 is provided in the Remuneration Report in Section 12 of the Directors’ Report.

Tigers Realm Coal Limited
Notes to the consolidated financial statements
For the year ended 31 December 2015

33. Key Management Personnel Disclosures (continued)

(c) Key management personnel and director transactions

A number of key management persons hold positions in TRM that result in them having control or significant influence over the financial or operating policies of TRM. The terms and conditions of those transactions with TRM were no more favourable than those available, or which might reasonably be expected to be available, on similar transactions with non-key management personnel related entities on an arms-length basis.

The aggregate value of transactions and outstanding balances relating to transactions with TRM are disclosed in Note 32(b).

(d) Movements in options

The movement during the reporting period in the number of options over ordinary shares in Tigers Realm Coal Limited shares held directly, indirectly, or beneficially by the key management personnel and their related entities are set out below.

Name	Held at 1 January	Granted as remuneration	Exercised during year	Forfeited/Lapsed during year	Held at 31 December	Vested at 31 December		
						Total	Exercisable	Not exercisable
2015								
Directors								
AJ Manini ²	3,000,000	1,500,000	-	4,500,000	-	-	-	-
OL Hegarty	2,000,000	1,500,000	-	-	3,500,000	2,000,000	2,000,000	-
R Morgan	1,000,000	500,000	-	-	1,500,000	1,000,000	1,000,000	-
C Wiggill ⁶	1,000,000	1,500,000	-	-	2,500,000	1,000,000	1,000,000	-
T Sitdekov	1,000,000	500,000	-	-	1,500,000	1,000,000	1,000,000	-
B Gray ⁵	-	-	-	-	-	-	-	-
A Gray ³	1,000,000	500,000	-	1,500,000	-	-	-	-
Other key management personnel								
C Parry ¹	10,729,000	2,846,111	611,111	12,964,000	-	-	-	-
P Balka	3,862,000	2,525,222	422,222	-	5,965,000	2,571,000	2,571,000	-
D Kurochkin	-	2,194,815	194,815	-	2,000,000	-	-	-
C McFadden ⁴	1,282,000	1,755,444	-	3,037,444	-	-	-	-
D Forsyth	1,328,000	961,778	197,778	-	2,092,000	787,000	787,000	-
S Southwood ⁷	-	1,500,000	-	-	1,500,000	-	-	-

1. Ceased as Chief Executive Officer on 1 October 2015.
2. Resigned as Chairman on 1 October 2015.
3. Resigned as Non-Executive Director on 1 October 2015.
4. Ceased as General Manager - Head of Commercial, Strategy & Corporate Development on 1 August 2015.
5. Appointed as Non-Executive Director on 1 October 2015.
6. Appointed as Independent Chairman on 1 October 2015.
7. Became a KMP as of 1 August 2015.

Tigers Realm Coal Limited
Notes to the consolidated financial statements
For the year ended 31 December 2015

33. Key Management Personnel Disclosures (continued)

Name	Held at 1 January	Granted as remuneration	Exercised during year	Forfeited during year	Held at 31 December	Vested at 31 December		
						Total	Exercisable	Not exercisable
2014								
Directors								
AJ Manini	10,631,000	-	-	7,631,000	3,000,000	1,500,000	1,500,000	-
OL Hegarty	6,315,500	-	-	4,315,500	2,000,000	1,000,000	1,000,000	-
C Wiggill	1,000,000	-	-	-	1,000,000	1,000,000	1,000,000	-
A Gray	-	1,000,000	-	-	1,000,000	-	-	-
R Morgan ¹	-	1,000,000	-	-	1,000,000	-	-	-
T Sitdekov ¹	-	1,000,000	-	-	1,000,000	-	-	-
B Jamieson ²	3,000,000	-	-	3,000,000	-	1,000,000	1,000,000	-
B Gray ²	-	-	-	-	-	-	-	-
Other key management personnel								
C Parry ³	10,852,400	2,729,000	-	2,852,400	10,729,000	8,000,000	8,000,000	-
P Balka	2,974,650	2,582,000	-	1,694,650	3,862,000	562,000	562,000	-
D Kurochkin ⁴	-	-	-	-	-	-	-	-
C McFadden	1,091,100	1,154,000	-	963,100	1,282,000	128,000	128,000	-
D Forsyth	3,098,400	1,082,000	-	2,852,400	1,328,000	103,000	103,000	-

- 1 Appointed as Non-Executive Director during the year ended 31 December 2014.
2 Resigned as Non-Executive Director during the year ended 31 December 2014.
3 Resigned as Managing Director during the year ended 31 December 2014.
4 Appointed as Chief Financial Officer during the year ended 31 December 2014.

Tigers Realm Coal Limited
Notes to the consolidated financial statements
For the year ended 31 December 2015

33. Key Management Personnel Disclosures (continued)

(e) Movements in shares

The movement in the number of Tigers Realm Coal Limited shares held directly, indirectly, or beneficially by the key management personnel and their related entities are set out below.

	Note	Balance at 1 January	Acquisitions	Sales	Other Changes	Balance at 31 December
2015						
Directors						
AJ Manini	2	19,787,183	-	-	-	19,787,183
OL Hegarty		17,290,482	-	-	-	17,290,482
C Wiggill	6	600,000	-	-	-	600,000
A Gray	3	-	-	-	-	-
B Gray	5	8,333,334	108,348,084	-	-	116,681,418
R Morgan		-	-	-	-	-
T Sitdekov		-	-	-	-	-
Other key management personnel						
C Parry	1	4,414,728	611,111	(95,853)	-	4,929,986
D Kurochkin		-	308,695	-	-	308,695
S Southwood		-	136,700	-	-	136,700
P Balka		820,371	422,222	-	-	1,242,593
C McFadden	4	400,000	-	(30,000)	-	370,000
D Forsyth		9,414,029	197,778	-	-	9,611,807

1. Ceased as Chief Executive Officer on 1 October 2015.
2. Resigned as Chairman on 1 October 2015.
3. Resigned as Non-Executive Director on 1 October 2015.
4. Ceased as General Manager - Head of Commercial, Strategy & Corporate Development on 1 August 2015.
5. Appointed as Non-Executive Director on 1 October 2015. Share movements are from the date of appointment.
6. Appointed as Independent Chairman on 1 October 2015.

Tigers Realm Coal Limited
Notes to the consolidated financial statements
For the year ended 31 December 2015

33. Key Management Personnel Disclosures (continued)

	Note	Balance at 1 January	Acquisitions	Sales	Other Changes	Balance at 31 December
2014						
Directors						
AJ Manini		19,687,183	100,000	-	-	19,787,183
OL Hegarty		16,712,114	578,368	-	-	17,290,482
C Wiggill		500,000	100,000	-	-	600,000
A Gray ¹		-	-	-	-	-
B Gray ⁴		-	-	-	-	-
R Morgan ¹		-	-	-	-	-
T Sitdekov ¹		-	-	-	-	-
Other key management personnel						
C Parry ²		4,354,728	50,000	-	-	4,404,728
P Balka		577,947	242,424	-	-	820,371
D Kurochkin ³		-	-	-	-	-
C McFadden		400,000	-	-	-	400,000
D Forsyth		9,139,561	274,468	-	-	9,414,029

1 Appointed during the year ended 31 December 2014.

2 Resigned as Managing Director during the year ended 31 December 2014.

3 Appointed as CFO during the year ended 31 December 2014.

4 Resigned as Non-Executive Director during the year ended 31 December 2014.

Tigers Realm Coal Limited
Notes to the consolidated financial statements
For the year ended 31 December 2015

34. Group entities

Significant subsidiaries

	Country of Incorporation	Ownership Interest	
		2015	2014
Parent entity			
Tigers Realm Coal Limited	Australia		
Subsidiaries			
TR Coal International Limited	Australia	100%	100%
Tigers Realm Coal (Cyprus) Pty Ltd	Cyprus	100%	100%
Greaterbay Larnaca Finance (Cyprus) Pty Ltd ²	Cyprus	100%	100%
Eastshore Coal Holding Limited	Cyprus	80%	80%
Northern Pacific Coal Company	Russia	80%	80%
Rosmiro Investments Limited	Cyprus	80%	80%
Beringpromugol LLC	Russia	80%	80%
Beringtranscoal LLC	Russia	80%	80%
Port Ugolny LLC ⁴	Russia	100%	N/A
Anadyrsky Investments Limited	Cyprus	100%	100%
Tigers Realm Coal Spain, SL ¹	Spain	100%	100%
Tigers Coal Singapore No. 1 PTE Limited ¹	Singapore	100%	100%
PT Tigers Realm Coal Indonesia ³	Indonesia	N/A	100%

¹ Currently in liquidation.

² Formerly Tigers Realm Coal Finance (Cyprus) Pty Ltd

³ Company has been liquidated

⁴ Acquired during 2014

35. Parent entity disclosures

As at, and throughout the financial year ended 31 December 2015, the parent entity of the Group was Tigers Realm Coal Limited. Information relating to the parent entity follows:

	31 December 2015 \$'000	31 December 2014* As restated \$'000
Results of parent entity		
(Loss) for the period	(130,161)	(14,740)
Total comprehensive income	(130,161)	(14,740)
Financial position of parent entity		
Current assets	9,016	965
Total assets	9,016	138,057
Current liabilities	-	-
Total liabilities	-	-
Net Assets	9,016	138,057
Total equity of the parent entity comprising		
Share capital	151,185	151,185
Reserves	6,355	5,235
(Accumulated losses)	(148,524)	(18,363)
Total equity	9,016	138,057

Contingent liabilities of the parent entity

The parent entity has contingent liabilities arising from its guarantees to each creditor of TR Coal International Limited under the Deed of Cross Guarantee as discussed in Note 36.

Capital commitments of the parent entity

There is no capital expenditure contracted for by the parent entity not recognised as liabilities.

Tigers Realm Coal Limited
Notes to the consolidated financial statements
For the year ended 31 December 2015

36. Deed of cross guarantee

Pursuant to ASIC Class Order 98/1418 (as amended) dated 13 August 1998, the wholly-owned subsidiaries listed below are relieved from the Corporations Act 2001 requirements for preparation, audit and lodgement of financial reports, and directors' reports.

It is a condition of a Class Order that the Company and each of the subsidiaries enter into a Deed of Cross Guarantee. The effect of the Deed is that the Company guarantees to each creditor payment in full of any debt in the event of winding up of any of the subsidiaries under certain provisions of the Corporations Act 2001. If a winding up occurs under other provisions of the Act, the Company will only be liable in the event that after six months any creditor has not been paid in full. The subsidiaries have also given similar guarantees in the event that the Company is wound up.

The entities subject to the Deed of Cross Guarantee are:

- Tigers Realm Coal Limited; and
- TR Coal International Limited.

The Deed of Cross Guarantee was established on 22 November 2012.

A consolidated statement of comprehensive income and consolidated statement of financial position, comprising the Company and controlled entities which are a party to the Deed, after eliminating all transactions between parties to the Deed of Cross Guarantee for the year ended 31 December 2015 is set out below.

Statement of comprehensive income and retained earnings

	31 December 2015 \$'000	31 December 2014* As restated \$'000
Continuing operations		
Asset write-downs	(150)	-
Exploration and evaluation expenses	(36)	(526)
Share based payments	(1,120)	(524)
Administrative expenses	(4,499)	(7,814)
Impairment on related party receivable	(120,872)	(14,240)
Results from operating activities	(126,677)	(23,104)
Net foreign exchange gain / (loss)	1,755	1,974
Finance income	3	450
Net finance income/(expense)	1,758	2,424
(Loss) before income tax	(124,919)	(20,680)
Income tax (expense)	-	-
(Loss) from continuing operations	(124,919)	(20,680)
Discontinued operation		
Loss from discontinued operation (net of tax)	-	-
(Loss) after income tax	(124,919)	(20,680)
Other comprehensive income		
Foreign currency translation differences for foreign operations	-	-
Income tax on other comprehensive income	-	-
Total comprehensive (loss) for the period	(124,919)	(20,680)
(Accumulated losses) at beginning of year	(55,106)	(34,426)
Transfers to and from reserves	-	-
(Accumulated losses) at end of year	(180,025)	(55,106)
(Loss) is attributable to:		
Owners of the Company	(180,025)	(55,106)
(Loss) for the period	(180,025)	(55,106)

Tigers Realm Coal Limited
Notes to the consolidated financial statements
For the year ended 31 December 2015

36. Deed of cross guarantee (continued)

	31 December 2015 S'000	31 December 2014* As restated S'000
Current Assets		
Cash and cash equivalents	5,016	19,294
Trade and other receivables	10	12
Prepayments	98	140
Other current assets	-	6
Total current assets	5,124	19,452
Non-current assets		
Related party receivables	4,000	100,257
Property, Plant and Equipment	-	139
Intangible assets	-	102
Total non-current assets	4,000	100,498
Total assets	9,124	119,950
Current Liabilities		
Trade and other payables	123	271
Employee provisions	-	599
Total current liabilities	123	870
Non-current liabilities		
Deferred tax liabilities	-	-
Royalty agreement liability	-	-
Total non-current liabilities	-	-
Total liabilities	123	870
Net assets	9,001	119,080
Equity		
Share capital	151,185	151,185
Reserves	37,841	23,001
(Accumulated losses)	(180,025)	(55,106)
Total equity attributable to equity holders of the Company	9,001	119,080

Tigers Realm Coal Limited
Notes to the consolidated financial statements
For the year ended 31 December 2015

37. Non-controlling interest

The following table summarises the information relating to each of the Group's subsidiaries that has a material non-controlling interest ("NCI"), before any intra-group eliminations. There are no significant restrictions on the ability of the Group to use assets and to settle liabilities.

31 December 2015

NCI percentage

Current assets	1,391	3,602		
Non-current assets	7,394	1,610		
Current liabilities	(133)	(2,765)		
Non-current liabilities	(53,906)	(31,296)		
Net assets	(45,254)	(28,849)		
Carrying amount of NCI	(21,730)	(5,520)	-	(27,250)
Revenue	-	-		
(Loss)	(92,418)	(16,573)		
OCI	2,620	2,110		
Total comprehensive income	(89,798)	(14,463)		
(Loss) allocated to NCI	(18,482)	(3,318)	-	(21,800)
OCI allocated to NCI	523	422	-	945
Cash flows from				
Operating activities	(2,853)	(4,991)		
Investing activities	-	(2,028)		
Financing activities	3,297	7,445		
Net increase (decrease) in cash and cash equivalents	444	426		

Eastshore Coal Holding	Rosmiro Investments Limited	Intra-group eliminations	Total
20%	20%		
\$'000	\$'000	\$'000	\$'000
Current assets	1,391	3,602	
Non-current assets	7,394	1,610	
Current liabilities	(133)	(2,765)	
Non-current liabilities	(53,906)	(31,296)	
Net assets	(45,254)	(28,849)	
Carrying amount of NCI	(21,730)	(5,520)	-
Revenue	-	-	
(Loss)	(92,418)	(16,573)	
OCI	2,620	2,110	
Total comprehensive income	(89,798)	(14,463)	
(Loss) allocated to NCI	(18,482)	(3,318)	-
OCI allocated to NCI	523	422	-
Cash flows from			
Operating activities	(2,853)	(4,991)	
Investing activities	-	(2,028)	
Financing activities	3,297	7,445	
Net increase (decrease) in cash and cash equivalents	444	426	

31 December 2014

**As restated*

NCI percentage

Current assets	2,292	8,241		
Non-current assets	124,838	10,297		
Current liabilities	(323)	(7,874)		
Non-current liabilities	(104,151)	(24,364)		
Net assets	22,656	(13,700)		
Carrying amount of NCI	(3,771)	(2,624)	-	(6,395)
Revenue	-	-		
(Loss)	(18,909)	(8,230)		
OCI	761	(556)		
Total comprehensive income	(18,148)	(8,786)		
(Loss) allocated to NCI	(3,782)	(1,645)	-	(5,427)
OCI allocated to NCI	152	(111)	-	41
Cash flows from				
Operating activities	(344)	(59)		
Investing activities	(14,397)	(20,240)		
Financing activities	13,630	20,307		
Net increase (decrease) in cash and cash equivalents	(1,111)	8		

Eastshore Coal Holding	Rosmiro Investments Limited	Intra-group eliminations	Total
20%	20%		
\$'000	\$'000	\$'000	\$'000
Current assets	2,292	8,241	
Non-current assets	124,838	10,297	
Current liabilities	(323)	(7,874)	
Non-current liabilities	(104,151)	(24,364)	
Net assets	22,656	(13,700)	
Carrying amount of NCI	(3,771)	(2,624)	-
Revenue	-	-	
(Loss)	(18,909)	(8,230)	
OCI	761	(556)	
Total comprehensive income	(18,148)	(8,786)	
(Loss) allocated to NCI	(3,782)	(1,645)	-
OCI allocated to NCI	152	(111)	-
Cash flows from			
Operating activities	(344)	(59)	
Investing activities	(14,397)	(20,240)	
Financing activities	13,630	20,307	
Net increase (decrease) in cash and cash equivalents	(1,111)	8	

Tigers Realm Coal Limited
Notes to the consolidated financial statements
For the year ended 31 December 2015

37. Non-controlling interest (continued)

There are no changes in the Group's ownership interest in either Eastshore or Rosmiro during 2015.

38. Subsequent events

There has not arisen in the interval between the end of the financial year and the date of this report, any transaction or event of a material or unusual nature likely in the opinion of the directors of the Company to affect significantly the operations of the Group, the results of those operations, or the state of affairs of the Group in future financial years.

39. Auditors' Remuneration

	31 December 2015 \$	31 December 2014 \$
Audit services:		
Audit and review of financial reports (KPMG Australia)	210,000	233,047
Audit and review of financial reports (Overseas KPMG firms)	77,809	81,696
	287,809	314,743
Other auditors – Non-KPMG firms		
Audit and review of financial reports	-	12,609
	287,809	327,352
Services other than statutory audit		
<i>Other services</i>		
Taxation compliance and advisory services (KPMG Australia)	50,796	29,116
Taxation compliance services (Overseas KPMG firms)	2,242	15,081
	53,038	44,197
Total Services Provided	340,847	371,549

Tigers Realm Coal Limited

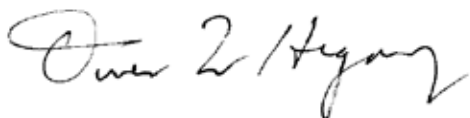
Directors' declaration

For the year ended 31 December 2015

1. In the opinion of the Directors of Tigers Realm Coal Limited ('the Company'):
 - (a) the consolidated financial statements and notes that are set out on pages 52 to 110 and the Remuneration report, identified within the Directors' report, are in accordance with the *Corporations Act 2001*, including:
 - (i) giving a true and fair view of the Group's financial position as at 31 December 2015 and of its performance for the financial year ended on that date; and
 - (ii) complying with Australian Accounting Standards (including the Australian Accounting Interpretations) and the *Corporations Regulations 2001*; and
 - (b) there are reasonable grounds to believe that the Company will be able to pay its debts as and when they become due and payable.
2. There are reasonable grounds to believe that the Company and the group entities identified in Note 36 will be able to meet any obligations or liabilities to which they are or may become subject to by virtue of the Deed of Cross Guarantee between the Company and those group entities pursuant to ASIC Class Order 98/1418.
3. The Directors have been given the declarations required by Section 259A of the *Corporations Act 2001* from the chief executive officer and the chief financial officer for the financial year ended 31 December 2015.
4. The Directors draw attention to Note 2(a) to the consolidated financial statements, which includes a statement of compliance with International Financial Reporting Standards.

Signed in accordance with a resolution of the Directors:

Dated at Melbourne this 22nd day of March 2016.



Owen Hegarty
Director



Lead Auditor's Independence Declaration under Section 307C of the Corporations Act 2001

To: the directors of Tigers Realm Coal Limited

I declare that, to the best of my knowledge and belief, in relation to the audit for the financial year ended 31 December 2015 there have been:

- (i) no contraventions of the auditor independence requirements as set out in the Corporations Act 2001 in relation to the audit; and
- (ii) no contraventions of any applicable code of professional conduct in relation to the audit.

KPMG

Tony Romeo
Partner

Melbourne

22 March 2016

KPMG, an Australian partnership and a member firm of the KPMG network of independent member firms affiliated with KPMG International Cooperative ("KPMG International"), a Swiss entity.

Liability limited by a scheme approved under Professional Standards Legislation.



Independent auditor's report to the members of Tigers Realm Coal Limited

Report on the financial report

We have audited the accompanying financial report of Tigers Realm Coal Limited (the company), which comprises the consolidated statement of financial position as at 31 December 2015, and the consolidated statement of comprehensive income, consolidated statement of changes in equity and consolidated statement of cash flows for the year ended on that date, notes 1 to 39 comprising a summary of significant accounting policies and other explanatory information and the directors' declaration of the Group comprising the company and the entities it controlled at the year's end or from time to time during the financial year.

Directors' responsibility for the financial report

The directors of the company are responsible for the preparation of the financial report that gives a true and fair view in accordance with Australian Accounting Standards and the *Corporations Act 2001* and for such internal control as the directors determine is necessary to enable the preparation of the financial report that is free from material misstatement whether due to fraud or error. In note 2(a), the directors also state, in accordance with Australian Accounting Standard AASB 101 *Presentation of Financial Statements*, that the financial statements of the Group comply with International Financial Reporting Standards.

Auditor's responsibility

Our responsibility is to express an opinion on the financial report based on our audit. We conducted our audit in accordance with Australian Auditing Standards. These Auditing Standards require that we comply with relevant ethical requirements relating to audit engagements and plan and perform the audit to obtain reasonable assurance whether the financial report is free from material misstatement.

An audit involves performing procedures to obtain audit evidence about the amounts and disclosures in the financial report. The procedures selected depend on the auditor's judgement, including the assessment of the risks of material misstatement of the financial report, whether due to fraud or error. In making those risk assessments, the auditor considers internal control relevant to the entity's preparation of the financial report that gives a true and fair view in order to design audit procedures that are appropriate in the circumstances, but not for the purpose of expressing an opinion on the effectiveness of the entity's internal control. An audit also includes evaluating the appropriateness of accounting policies used and the reasonableness of accounting estimates made by the directors, as well as evaluating the overall presentation of the financial report.

We performed the procedures to assess whether in all material respects the financial report presents fairly, in accordance with the *Corporations Act 2001* and Australian Accounting Standards, a true and fair view which is consistent with our understanding of the Group's financial position and of its performance.

We believe that the audit evidence we have obtained is sufficient and appropriate to provide a basis for our audit opinion.

KPMG, an Australian partnership and a member firm of the KPMG network of independent member firms affiliated with KPMG International Cooperative ("KPMG International"), a Swiss entity.

Liability limited by a scheme approved under Professional Standards Legislation.



Independence

In conducting our audit, we have complied with the independence requirements of the *Corporations Act 2001*.

Auditor's opinion

In our opinion:

- (a) the financial report of the Group is in accordance with the *Corporations Act 2001*, including:
- (i) giving a true and fair view of the Group's financial position as at 31 December 2015 and of its performance for the year ended on that date; and
 - (ii) complying with Australian Accounting Standards and the Corporations Regulations 2001.
- (b) the financial report also complies with International Financial Reporting Standards as disclosed in note 2(a).

Emphasis of matter: Material uncertainty regarding continuation as a going concern

Without modification to the audit opinion expressed above, attention is drawn to the following matter. As stated in note 2(d) in the financial report, there is material uncertainty as to whether the Group will be able to continue as a going concern and, therefore, whether it will be able to realise its assets and extinguish its liabilities in the normal course of business and at the amounts stated in the financial report.

Report on the remuneration report

We have audited the remuneration report included in paragraph 12 of the directors' report for the year ended 31 December 2015. The directors of the company are responsible for the preparation and presentation of the remuneration report in accordance with Section 300A of the *Corporations Act 2001*. Our responsibility is to express an opinion on the remuneration report, based on our audit conducted in accordance with auditing standards.

Auditor's opinion

In our opinion, the remuneration report of Tigers Realm Coal Limited for the year ended 31 December 2015, complies with Section 300A of the *Corporations Act 2001*.

KPMG

Tony Romeo
Partner

Melbourne
22 March 2016

Tigers Realm Coal Limited

SHAREHOLDER INFORMATION

1. Top 20 Shareholders as at 15 March 2016

		Number of shares	% of Total
1	BV MINING HOLDING LIMITED	219,263,985	24.48%
2	TIGERS REALM MINERALS PTY LTD	119,923,830	13.39%
3	HANATE PTY LTD	107,151,515	11.96%
4	RDIF INVESTMENT MANAGEMENT	93,396,204	10.43%
5	NAMARONG INVESTMENTS PTY LTD	47,485,979	5.30%
6	PINE RIDGE HOLDINGS PTY LTD <PINE RIDGE SUPERANNUATION FUND A/C>	21,402,689	2.39%
7	J P MORGAN NOMINEES AUSTRALIA LIMITED	18,307,843	2.04%
8	HSBC CUSTODY NOMINEES (AUSTRALIA) LIMITED	15,171,885	1.69%
9	REGENT PACIFIC GROUP LTD	12,700,000	1.42%
10	ANTMAN HOLDINGS PTY LTD	11,867,943	1.32%
11	SHIMMERING BRONZE PTY LIMITED	10,209,674	1.14%
12	FOREMOST MANAGEMENT SERVICES PTY LIMITED <SUPER FUND A/C>	8,924,694	1.00%
13	HSBC CUSTODY NOMINEES (AUSTRALIA) LIMITED - A/C 2	7,829,613	0.87%
14	AJM INVESTCO PTY LTD <MANINI FAMILY SUPERFUND A/C>	7,489,240	0.84%
15	GP SECURITIES PTY LTD	5,789,240	0.65%
16	SENNEN TROVE PTY LTD <BETA SUPER FUND A/C>	5,450,939	0.61%
17	MERRILL LYNCH (AUSTRALIA) NOMINEES PTY LIMITED	4,798,079	0.53%
18	RDIF CO-INVESTMENT PARTNERSHIP I L.P.	4,669,830	0.52%
19	ASIPAC GROUP PTY LIMITED	4,506,278	0.50%
20	REDBRIDGE TRADE CORP	4,500,000	0.50%
	TOTAL FOR TOP 20	730,839,460	81.58%

2. Voting rights of ordinary shares

On a show of hands one vote for each shareholder, and
On a poll, one vote for each fully paid ordinary share

Tigers Realm Coal Limited

SHAREHOLDER INFORMATION (Continued)

3. Distribution of Shareholders and Shareholdings as at 15 March 2016

Holding & Distribution	No. of Holders	Securities	%
1 to 1000	27	4,321	.00
1001 to 5000	73	270,649	.03
5001 to 10000	60	500,193	.06
10001 to 100000	388	18,636,550	2.08
1000001 and over	284	876,423,222	97.83
Total	832	895,834,935	100.00

4. Tigers Realm Coal Substantial Shareholders as at 15 March 2016

	No. of Shares	% of Total
BV Mining Holding Limited	219,263,985	24.48%
Bruce N Gray	128,554,204	14.35%
Tigers Realm Minerals Pty Ltd	119,923,830	13.39%
Russian Direct Investment Fund	93,396,204	10.43%
Namarong Investments Pty Ltd	47,485,979	5.30%

5. Shareholdings of less than a marketable parcel as at 15 March 2016

196 holding a total of 1,252,875

6. Unquoted Securities as at 15 March 2016

31,406,000 Unlisted options on issue

Tigers Realm Coal Limited

Corporate Directory

DIRECTORS

Craig Wiggill (Chairman)

Owen Hegarty

Bruce Gray

Ralph Morgan

Tagir Sitdekov

COMPANY SECRETARY

David Forsyth

PRINCIPAL & REGISTERED OFFICE

Level 7, 333 Collins St

Melbourne, Victoria, 3000

Tel: 03 8644 1300

Fax: 03 9620 5444

Email: IR@tigersrealmcoal.com

AUDITORS

KPMG

147 Collins Street

Melbourne, Victoria 3000

BANKERS

ANZ Banking Group Limited

100 Queen St,

Melbourne, Victoria 3000



Tigers Real Coal Limited

Level 7, 333 Collins Street
Melbourne VIC 3000

T +61 3 8644 1326

F +61 3 8644 1320

tigersrealmcoal.com