
**UNITED STATES
SECURITIES AND EXCHANGE COMMISSION**

Washington, D.C. 20549

FORM 10-K

(Mark One)

ANNUAL REPORT PURSUANT TO SECTION 13 OR 15(d) OF THE SECURITIES EXCHANGE ACT OF 1934

For the fiscal year ended December 31, 2016

OR

TRANSITION REPORT PURSUANT TO SECTION 13 OR 15(d) OF THE SECURITIES EXCHANGE ACT OF 1934

For the transition period from _____ to _____

Commission file number: 001-37474

ConforMIS, Inc.

(Exact name of registrant as specified in its charter)

Delaware

(State or other jurisdiction of
incorporation or organization)

**28 Crosby Drive
Bedford, MA**

(Address of principal executive offices)

56-2463152

(I.R.S. Employer
Identification Number)

01730

(Zip Code)

(781) 345-9001

(Registrant's telephone number, including area code)

Securities registered pursuant to Section 12(b) of the Act:

| Title of Class | Name of Exchange on Which Registered |
|-----------------------------------|--------------------------------------|
| Common Stock, \$0.00001 par value | NASDAQ Global Select Market |

Securities registered pursuant to Section 12(g) of the Act:

None.

Indicate by check mark if the registrant is a well-known seasoned issuer, as defined in Rule 405 of the Securities Act. Yes No

Indicate by check mark if the registrant is not required to file reports pursuant to Section 13 or Section 15(d) of the Act. Yes No

Indicate by check mark whether the registrant (1) has filed all reports required to be filed by Section 13 or 15(d) of the Securities Exchange Act of 1934 during the preceding 12 months (or for such shorter period that the registrant was required to file such reports), and (2) has been subject to such filing requirements for the past 90 days. Yes No

Indicate by check mark whether the registrant has submitted electronically and posted on its corporate Web site, if any, every Interactive Data File required to be submitted and posted pursuant to Rule 405 of Regulation S-T during the preceding 12 months (or for such shorter period that the registrant was required to submit and post such files). Yes No

Indicate by check mark if disclosure of delinquent filers pursuant to Item 405 of Regulation S-K is not contained herein, and will not be contained,

to the best of the registrant's knowledge, in definitive proxy or information statements incorporated by reference in Part III of this Form 10-K or any amendment to this Form 10-K.

Indicate by check mark whether the registrant is a large accelerated filer, an accelerated filer, a non-accelerated filer, or a smaller reporting company. See the definitions of "large accelerated filer," "accelerated filer" and "smaller reporting company" in Rule 12b-2 of the Exchange Act.

| | | | |
|-------------------------|--|---------------------------|-------------------------------------|
| Large accelerated filer | <input type="checkbox"/> | Accelerated filer | <input checked="" type="checkbox"/> |
| Non-accelerated filer | <input type="checkbox"/> (Do not check if a smaller reporting company) | Smaller reporting company | <input type="checkbox"/> |

Indicate by check mark whether the registrant is a shell company (as defined in Rule 12b-2 of the Exchange Act). Yes No

The aggregate market value of Common Stock held by non-affiliates of the registrant computed by reference to the price of the registrant's Common Stock as of the last business day of the registrant's most recently completed second fiscal quarter (based on the last reported sale price on The Nasdaq Global Select Market as of such date) was \$153,555,964. As of February 28, 2017 there were 43,820,140 shares of the registrant's Common Stock, \$.00001 par value per share, outstanding.

DOCUMENTS INCORPORATED BY REFERENCE

The registrant intends to file a definitive proxy statement pursuant to Regulation 14A within 120 days of the end of the fiscal year ended December 31, 2016. Portions of such definitive proxy statement are incorporated by reference into Part III of this Annual Report on Form 10-K.

ConforMIS, Inc.

INDEX

| | <u>Page</u> |
|---|-------------|
| <u>Part I</u> | <u>1</u> |
| Item 1. Business | <u>2</u> |
| Item 1A. Risk Factors | <u>24</u> |
| Item 1B. Unresolved Staff Comments | <u>64</u> |
| Item 2. Properties | <u>64</u> |
| Item 3. Legal Proceedings | <u>64</u> |
| Item 4. Mine Safety Disclosures | <u>65</u> |
| <u>Part II</u> | <u>66</u> |
| Item 5. Market for Registrants's Common Equity, Related Stockholder Matters, and Issuer Purchase of Equity Securities | <u>66</u> |
| Item 6. Selected Financial Data | <u>68</u> |
| Item 7. Management's Discussion and Analysis of Financial Condition and Results of Operations | <u>69</u> |
| Item 7A. Quantitative and Qualitative Disclosures About Market Risk | <u>83</u> |
| Item 8. Financial Statements and Supplementary Data | <u>84</u> |
| Item 9. Changes In and Disagreements with Accountants on Accounting and Financial Disclosure | <u>117</u> |
| Item 9A. Controls and Procedures | <u>118</u> |
| Item 9B. Other Information | <u>119</u> |
| <u>Part III</u> | <u>120</u> |
| Item 10. Directors, Executive Officers and Corporate Governance | <u>120</u> |
| Item 11. Executive Compensation | <u>120</u> |
| Item 12. Security Ownership of Certain Beneficial Owners and Management and Related Stockholder Matters | <u>120</u> |
| Item 13. Certain Relationships and Related Transactions, and Director Independence | <u>120</u> |
| Item 14. Principal Accounting Fees and Services | <u>121</u> |
| <u>Part IV</u> | <u>121</u> |
| Item 15. Exhibits and Financial Statement Schedules | <u>121</u> |
| Item 16. Form 10-K Summary | <u>121</u> |
| Signatures | <u>122</u> |
| Exhibit Index | <u>123</u> |

PART I

Forward-Looking Statements

This Annual Report on Form 10-K contains forward-looking statements that involve substantial risks and uncertainties. All statements, other than statements of historical facts, contained in this Annual Report on Form 10-K, including statements regarding our strategy, future operations, future financial position, future revenue, projected costs, prospects, plans and objectives of management and expected market growth are forward-looking statements. These statements involve known and unknown risks, uncertainties and other important factors that may cause our actual results, performance or achievements to be materially different from any future results, performance or achievements expressed or implied by the forward-looking statements.

The words “anticipate,” “believe,” “continue,” “could,” “estimate,” “expect,” “intend,” “may,” “might,” “plan,” “potential,” “predict,” “project,” “should,” “target,” “will,” or “would” or the negative of these terms or other similar expressions are intended to identify forward-looking statements, although not all forward-looking statements contain these identifying words.

These forward-looking statements include, among other things, statements about:

- our estimates regarding the potential market opportunity and timing of estimated commercialization for our current and future products, including our iUni, iDuo, iTotals CR, iTotals PS and, if we receive required marketing clearances or approvals, our iTotals Hip;
- our expectations regarding our sales, expenses, gross margins and other results of operations;
- our strategies for growth and sources of new sales;
- maintaining and expanding our customer base and our relationships with our independent sales representatives and distributors;
- our current and future products and plans to promote them;
- anticipated trends and challenges in our business and in the markets in which we operate;
- the implementation of our business model, strategic plans for our business, products, product candidates and technology;
- the future availability of raw materials used to manufacture, and finished components for, our products from third-party suppliers, including single source suppliers;
- product liability claims;
- the impact of our voluntary recall initiated in August 2015 on our business operations, financial results and customer relations;
- patent infringement claims;
- our ability to retain and hire necessary employees and to staff our operations appropriately;
- our ability to compete in our industry and with innovations by our competitors;
- potential reductions in reimbursement levels by third-party payors and cost containment efforts of accountable care organizations;
- our ability to protect proprietary technology and other intellectual property and potential claims against us for infringement of the intellectual property rights of third parties;
- potential challenges relating to changes in and compliance with governmental laws and regulations affecting our U.S. and international businesses, including regulations of the U.S. Food and Drug Administration and foreign government regulators, such as more stringent requirements for regulatory clearance of our products;
- the impact of federal legislation to reform the United States healthcare system and the reimposition of the 2.3 percent medical device excise tax if and when the current moratorium is lifted;
- the anticipated adequacy of our capital resources to meet the needs of our business;
- our expectations regarding the time during which we will be an emerging growth company under the JOBS Act; and
- our plans related to the move of our offices from Bedford, Massachusetts to Billerica, Massachusetts and Wilmington, Massachusetts.

We may not actually achieve the plans, intentions or expectations disclosed in our forward-looking statements, and you should not place undue reliance on our forward-looking statements. Actual results or events could differ materially from the plans, intentions and expectations disclosed in the forward-looking statements we make. We have included important factors in the cautionary statements included in this Annual Report on Form 10-K, particularly in the "Risk Factors" section, that could cause actual results or events to differ materially from the forward-looking statements that we make. Our forward-looking statements do not reflect the potential impact of any future acquisitions, mergers, dispositions, collaborations, joint ventures or investments that we may make or enter into.

You should read this Annual Report on Form 10-K and the documents that we have filed as exhibits to this Annual Report on Form 10-K and our other filings with the SEC completely and with the understanding that our actual future results may be materially different from what we expect. We do not assume any obligation to update any forward-looking statements, whether as a result of new information, future events or otherwise, except as required by law.

ITEM 1. BUSINESS

Overview

We are a medical technology company that uses our proprietary iFit Image-to-Implant technology platform to develop, manufacture and sell joint replacement implants that are individually sized and shaped, which we refer to as customized, to fit each patient's unique anatomy. The worldwide market for joint replacement products is approximately \$15 billion annually and growing, and we believe our iFit technology platform is applicable to all major joints in this market. We believe we are the only company offering a broad line of customized knee implants designed to restore the natural shape of a patient's knee. We have sold a total of more than 50,000 knee implants in the United States and Europe. In clinical studies, iTotal CR, our cruciate-retaining total knee replacement implant and best-selling product, demonstrated superior clinical outcomes, including better function and greater patient satisfaction compared to traditional, off-the-shelf implants. In 2015, we initiated the limited launch of iTotal PS, our posterior-stabilized total knee replacement implant which addresses the largest segment of the knee replacement market, and we initiated the broad commercial launch of the iTotal PS in March 2016.

Our iFit technology platform comprises three key elements:

- *iFit Design*, our proprietary algorithms and computer software that we use to design customized implants and associated single-use, patient-specific instrumentation, which we refer to as iJigs, based on a computed tomography, or CT, scan of the patient and to prepare a surgical plan customized for the patient that we call iView.
- *iFit Printing*, a three-dimensional, or 3D, printing technology that we use to manufacture iJigs and that we may extend to manufacture certain components of our customized knee replacement implants.
- *iFit Just-in-Time Delivery*, our just-in-time manufacturing and delivery capabilities.

We believe our iFit technology platform enables a scalable business model that greatly lowers our inventory requirements, reduces the amount of working capital required to support our operations and allows us to launch new products and product improvements more rapidly, as compared to manufacturers of traditional, off-the-shelf implants.

Manufacturers of traditional knee replacement implants offer products with a limited range of sizes and geometries, which we refer to as off-the-shelf implants. Off-the-shelf implants are not designed to restore a particular patient's unique anatomy. Our summary of one study indicates that approximately one in five patients who receives an off-the-shelf total knee replacement is not satisfied with the results. See "—Industry background—Knee implants" for a description of our summary of this study.

Based on clinical data developed independently by orthopedic surgeons comparing our iTotal CR to off-the-shelf total knee replacement implants, as well as our own research and the common approach we employ in the design and manufacture of our products, we believe that our customized knee replacement implants offer significant benefits to patients, surgeons and hospitals that are not afforded by off-the-shelf implants.

- **For the patient.** We believe that our individualized approach offers better clinical outcomes when compared to off-the-shelf implants based on the following measures:
 - *Better fit.* We design our customized knee implants to restore the patient's own native anatomy. As a result, we believe that our implants fit better.
 - *Faster recovery.* We believe an individual fit requires less bone and soft tissue removal by the surgeon, thereby shortening recovery times.
 - *Better function.* We design our customized knee implants to follow the particular shape and contour of the patient's knee. As a result, we believe our implants offer an increased potential for a knee that moves more naturally and is more stable.
 - *Greater patient satisfaction.* We believe our implants offer patients greater overall satisfaction with the results of their knee replacement.
- **For the surgeon.** We believe that the combination of the use of our iJigs with our customized knee replacement implants enables a more accurate, reproducible and simplified surgical procedure by reducing the number of required steps and increasing the precision of the placement of the implant. Our summary of a retrospective study of 200 knee replacement surgeries published in 2014 in the peer-reviewed *Journal of Arthroplasty*, or the 2014 JOA Study, indicates that our iTotal CR implant was 1.8 times more likely to be in

the desired alignment range after surgery than an off-the-shelf implant. At the time this study was conducted, one of the authors of this study was a paid consultant to us.

- **For the hospital.** We believe that our customized knee replacement implants and iFit technology platform provide a better economic outcome for hospitals by:
 - improving patient recovery times, reducing blood loss and reducing adverse event rates at discharge;
 - reducing the costs associated with managing and sterilizing large numbers of reusable instruments; and
 - improving turnaround times with the potential for more procedures to be completed within the same amount of time and for the hospital to generate additional revenue.

As of February 28, 2017, we own or exclusively in-license a total of approximately 450 issued patents and pending patent applications that cover customized implants and patient-specific instrumentation, or PSI, for all major joints and other elements of our iFit technology platform. Our intellectual property portfolio includes 157 issued United States patents, 72 patents issued in countries outside the United States, and 227 patent applications worldwide. We believe that our patent portfolio provides a significant barrier to entry. See Note J - "Legal Proceedings" in the financial statements and related notes appearing elsewhere in this Annual Report on Form 10-K for information regarding our patent litigation.

Our knee replacement products have been cleared by the U. S. Food and Drug Administration, or FDA, under the premarket notification process of Section 510(k) of the Federal Food, Drug, and Cosmetic Act, or the FDCA, and have received certification to CE Mark. We market our products to orthopedic surgeons, hospitals, and other medical facilities, and patients. We use direct sales representatives, independent sales representatives and distributors to market and sell our products in the United States, Germany, the United Kingdom and other markets.

Industry background

Market opportunity

Joint replacement for treatment of osteoarthritis

Osteoarthritis is the principal condition that leads to joint replacement surgery. Osteoarthritis is a degenerative joint disease characterized by the breakdown of the cartilage that protects and cushions key joints in the body, including the knees, hips and shoulders. This causes the bones in the affected joint to rub against each other, which can result in significant and chronic joint pain, stiffness, swelling, numbness, loss of flexibility and loss of motor function. The pain of osteoarthritis, even during the early stages of the disease, can be overwhelming for patients and can have significant physical, psychological, quality of life and financial implications.

An estimated 27 million people in the United States and 630 million people worldwide suffer from osteoarthritis. Compelling demographic trends, such as the growing population of aging yet active individuals and rising rates of obesity, are expected to be key drivers in the continued growth of osteoarthritis occurrence. The National Institutes of Health, or NIH, projects that by 2030, approximately 70 million people in the United States will be 65 years or older and will be at high risk of developing osteoarthritis. Osteoarthritis is more common in adults over the age of 50, but the condition and precursors of the condition can be observed much earlier.

For moderate to advanced cases of osteoarthritis, a surgical procedure may be required to replace the damaged joint. During this joint replacement, or arthroplasty, procedure, a surgeon removes the damaged bone in the affected joint and inserts an implant as a replacement. The joint implant may replace all of the principal components of the joint, in which case the procedure is referred to as a total joint replacement, or may replace only a portion of the joint, in which case the procedure is referred to as a partial joint replacement.

Joint replacement market

According to the Orthopaedic Industry Annual Report for the 2014 calendar year, which was published in March 2015 by Orthoworld Inc., or the 2014 Orthoworld Report, worldwide sales of joint replacement products, including replacements for knees, hips, shoulders, elbows, wrists, ankles and digits outside of trauma, exceeded \$15.4 billion in 2014 and are expected to grow to approximately \$18 billion by the end of 2020. The 2014 Orthoworld Report estimated that worldwide sales of knee replacement products totaled approximately \$7.5 billion in 2014. According to the Orthopaedic Industry Annual Report published in May 2014 by Orthoworld Inc., or the

2013 Orthoworld Report, 2013 estimated sales of knee replacement products in the United States represented approximately 56% of total estimated worldwide sales of such products.

According to the industry report U.S. Market for Large Bone and Joint Orthopedic Devices published in February 2014 by iData Research, or the iData Report, primary total knee replacement implants and partial knee replacement implants accounted for approximately 83% of the 2013 knee replacement market by revenue in the United States. The remaining 17% of the knee replacement market is for follow up procedures known as revision surgeries and patient-specific instruments. According to the iData Report, in 2013, of the primary total knee replacement market in the United States, posterior-stabilized procedures represented approximately 72% by revenue and cruciate-retaining procedures represented approximately 28% by revenue. The decision to perform a posterior-stabilized or cruciate-retaining total knee replacement is usually a matter of a surgeon's preferred surgical technique.

In 2014, according to the 2014 Orthoworld Report, worldwide sales of hip replacement products totaled approximately \$6.3 billion. According to the 2013 Orthoworld Report, 2013 estimated sales of hip replacement products in the United States represented approximately 54% of total estimated worldwide sales of such products. According to the iData Report, primary total hip replacement implants accounted for approximately 69% by revenue of the 2013 hip replacement market in the United States.

The market for joint replacements extends beyond knee and hip replacements. For example, the treatment of osteoarthritis in the extremities, including the shoulder, elbow, wrist and digit, may involve the replacement of the affected joint. According to the 2014 Orthoworld Report, the worldwide extremities joint replacement market was estimated at \$1.6 billion in 2014.

The ConforMIS Solution: One Patient, One Implant

No two joints are the same; accordingly, we believe no two implants should be the same. We believe our customized joint replacement products and proprietary technology create an opportunity to disrupt the large, existing market for off-the-shelf orthopedic implants. Our summary of a survey of 356 orthopedic surgeons conducted by iData Research during the 2014 annual meeting of the American Academy of Orthopaedic Surgeons indicates that approximately 47% of respondents claimed to see a benefit to using custom implants.

We use our proprietary iFit Image-to-Implant technology platform to design and manufacture customized knee implants that are precisely sized and shaped to fit the unique three-dimensional curvatures of each patient's knee, as well as associated customized, single-use patient-specific instrumentation, which we refer to as iJigs. We believe our proprietary iFit technology platform is applicable to all major joints.

iFit Image-to-Implant technology platform

Our iFit technology platform comprises three key elements:

- ***iFit Design***, our proprietary algorithms and computer software that we use to design customized implants and associated iJigs based on a CT scan of the patient and to prepare a surgical plan customized for the patient that we call iView.
- ***iFit Printing***, a 3D printing technology that we use to manufacture iJigs and may extend to manufacture certain components of our customized knee replacement implants.
- ***iFit Just-in-Time Delivery***, our just-in-time manufacturing and delivery capabilities. We manufacture the customized replacement joint and iJigs to order and do not maintain significant inventory of finished products. We deliver the customized knee replacement implant and iJigs to the hospital in advance of the scheduled arthroplasty procedure.

We believe our iFit technology platform enables a scalable business model that greatly lowers our inventory requirements, reduces the amount of working capital required to support our operations and allows us to launch new products and product improvements more rapidly, as compared to manufacturers of off-the-shelf implants.

Our customized implant procedure

The principal steps involved in the application of our iFit technology platform to the delivery of a customized knee implant to the hospital and surgical plan to the surgeon include:



CT scan

The surgeon orders a standard diagnostic CT scan of the patient's knee, along with a few CT images of the hip and ankle. The CT scan is then sent to ConforMIS.



Recreating the knee using three-dimensional modeling

We use our proprietary algorithms and computer software to map the articular surfaces of the knee joint, define the areas of disease and convert the imaging data into a three-dimensional model of the knee. Our software is designed to correct for deformities caused by osteoarthritis and to digitally recreate the biomechanical axes of the patient's knee, which is important in determining proper rotation and alignment of the implant.



Personalizing the implant

Our engineers use computer-aided design, or CAD, software to design the customized implant and iJigs that will precisely match the three-dimensional model of the patient's knee. We are able to model the implant contact surfaces and maximize contact area for each patient with the goal of reducing polyethylene wear, a common reason for implant failure.



Development of patient-specific surgical plan

For each patient, we generate and provide the surgeon with iView, which allows the surgeon to visualize all preoperative planning information, including surgical steps, measurements and orientations. We make iView available to the surgeon electronically in advance of the procedure and include iView in a single package with our customized implant and iJigs.



Just-in-time delivery to hospital

We deliver the patient's customized knee implant, iJigs and iView to the hospital in advance of the surgery. We are able to deliver our products within six weeks in the United States and seven weeks internationally of the date of our receipt of an order, which includes a CT scan and an implant request form from the surgeon.

Key benefits of our customized products

We use our iFit technology platform to develop customized joint replacement systems and single-use surgical instruments. Based on clinical data developed independently by orthopedic surgeons comparing our iTotal CR to off-the-shelf total knee replacement implants, as well as our own research and the common approach we employ in the design and manufacture of all of our products, we believe that our customized knee replacement implants offer significant benefits to patients, surgeons and hospitals that are not afforded by off-the-shelf implants.

- **For the patient.** We believe that our individualized approach offers better clinical outcomes when compared to off-the-shelf implants based on the following measures:
 - *Better fit.* Using our proprietary algorithms and computer software, we design our customized knee implants to restore the patient's own native anatomy, avoid femoral and tibial overhang and undersizing and provide proper tibial component rotation. As a result, we believe that our implants fit better, which is important to minimize pain and maintain the integrity of the implant.
 - *Faster recovery.* We believe an individual fit requires less bone and soft tissue removal by the surgeon, resulting in less bleeding and swelling within the knee and shortened recovery times. Our summary of a study of 132 total knee replacements presented at the 2013 Annual Meeting of the British Association for Surgery of the Knee, or the 2013 BASK Study, indicates that the use of our iTotal CR resulted in a statistically significant reduction in bone resections ($p < 0.001$), thereby preserving more of the patient's bone, and required statistically significantly fewer soft tissue cuts ($p = 0.046$) than an off-the-shelf implant. We determine statistical significance based on a widely used, conventional statistical method that establishes the p-value of observed results. Typically, a p-value of 0.05 or less represents statistical significance, meaning that there is less than a one-in-20 likelihood that the observed results occurred by chance. The investigator who conducted this study was a paid consultant to us and a member of our scientific advisory board at the time this study was conducted.
 - *Better function.* We design our customized implants to match the patient's natural "J" curves, corrected for deformities caused by osteoarthritis, preserve the patient's medial and lateral joint lines, and minimize up-and-down rocking and lift-off of the patient's condyles during normal knee movement. As a result, we believe that our implants have the potential to offer a more stable, natural feeling knee with normal kinematic pattern and function. Our summary of a study published online in the peer-reviewed Journal of Arthroplasty in 2016, comparing kinematics of our iTotal CR with off-the-shelf implants indicates that 21 of 24 patients studied with an iTotal CR as compared to only six of fourteen patients studied with off-the-shelf knee replacements showed a normal motion pattern for the lateral condyle during a deep knee bend. Also, the average magnitude of lateral condyle motion was significantly ($p \leq 0.05$) higher in patients with our iTotal CR implant when compared to the off-the-shelf implant. There were no differences in the motion pattern of the medial condyle. Additionally, patients with our iTotal CR exhibited significantly higher normal rotation patterns ($p \leq 0.05$), on average, when compared to patients with off-the-shelf implants. All procedures were performed by the same surgeon. This differential between the two groups was observed despite the apparent success of the implant procedure in all 38 patients based on a commonly used scoring system. We provided financial support for this study. One of the authors of this study also was a paid consultant to us, and one of them was a member of our scientific advisory board at the time this study was conducted.
 - *Greater patient satisfaction.* We believe our customized implants offer patients greater overall satisfaction with the results of their knee replacement. Our summary of a study of 70 patients who had undergone total knee replacement presented at the 2015 International Congress for Joint Reconstruction World Arthroplasty Congress, or 2015 ICJR World Arthroplasty Congress, indicates that the self-reported patient satisfaction score was statistically significantly higher in patients who had received our iTotal CR ($p = 0.04$) than in a control group of patients who had received an off-the-shelf knee implant. Our summary of an ongoing multicenter study of 360 patients with our iTotal CR implant, which was presented at the ICJR Pan Pacific Orthopaedic Congress in 2016, indicates that patients who have completed one year since surgery report an overall satisfaction rate of 92% as determined from their responses in a patient reported outcome survey.
 - *Earlier intervention.* We believe that patients who undergo knee replacement with one of our products typically retain more of their bone during the surgical procedure, as compared to patients who undergo knee replacement using an off-the-shelf implant. The more bone that is preserved, the more likely the patient will have sufficient bone available if a revision surgery is necessary. As a result, patients may undergo knee replacement surgery at an earlier age.

- **For the surgeon.** We believe that our iFit technology platform offers an improved surgical procedure and greater efficiencies for surgeons when compared to knee replacements with off-the-shelf implants based on the following measures:
 - Improved surgical procedure. We believe that the combination of the use of our iJigs with our customized knee implants enable a more accurate, reproducible and simplified surgical procedure by reducing the number of steps and increasing the precision of implant alignment. In our procedure, the surgeon makes a predetermined number of cuts that are specifically tailored to each patient and designed to result in a precise fit without the need for repetitive cutting of tissue and fitting of trial implants associated with an off-the-shelf knee replacement. Our summary of the 2014 JOA Study indicates that our iTotal CR implants were 1.8 times more likely to be in the desired alignment range after surgery than an off-the-shelf implant.
 - Bone preservation. We believe our knee implants result in the preservation of more bone for several reasons:
 - We use our iFit technology platform to design each of the bone cuts required to fit our customized implants so as to minimize bone resection and maximize bone preservation for the individual patient.
 - Our femoral component is fitted using six cuts of the femur as compared to the five cuts typically used with off-the-shelf implants. We reviewed an abstract presented at the 2012 Annual Meeting of the British Association for Surgery of the Knee, which studied stress and fatigue in a six-cut femoral implant model that was thinner than a five-cut model by an average of two millimeters. The six-cut implant model displayed substantially lower maximum stress than a five-cut model at a known high-stress location. At the time of the study, two of the authors of this study were our employees, and two of the authors of this study were paid consultants to us. Based in part on this data, we believe our six-cut implants can be thinner than off-the-shelf implants without sacrificing implant strength. We believe a thinner implant requires the surgeon to remove less bone during implantation.
 - Our summary of a peer reviewed study of 169 implants published in Reconstructive Review in 2016 indicates that our iTotal CR showed statistically significant less bone loss resection ($p \leq 0.05$) when compared to off-the-shelf implants. At the time of the study, two of the authors of this study were our employees, and one of the authors of this study was a paid consultant to us.

As a result, we believe our implants may appeal particularly to surgeons who treat young, active patients. The surgeons might otherwise recommend postponing surgery out of fear that the patient will not be eligible for a revision surgery if one becomes necessary.

- Fewer post-operative issues. We believe our customized knee implants reduce the number of post-operative issues. Our review of a retrospective study of 248 patients who had undergone a total knee replacement, as presented in an abstract and further updated by a poster presented at the 2015 ICJR World Arthroplasty Congress, or the 2015 TKA Study, indicates that patients who received an iTotal CR had significantly lower transfusion rates ($p=0.005$) and adverse event rates at discharge ($p=0.003$) than patients who received an off-the-shelf total knee replacement implant. We provided financial support for this study. At the time of this study, one of the authors of this study was a paid consultant to us.
- Greater efficiency. Because of the simplified surgical procedure used with our products, we believe total operating room time is reduced when implanting an iTotal CR as compared to an off-the-shelf implant. Our summary of the results of a retrospective study of 70 patients who had undergone total knee replacement presented at the 2015 ICJR World Arthroplasty Congress indicates that average overall operating room time was statistically significantly reduced ($p=0.028$) for the group of patients who received an iTotal CR in comparison with patients who received an off-the-shelf knee replacement. We believe surgeons can use these time savings to increase their productivity.

• **For the hospital.** We believe that our customized implants and iFit technology platform provide a better economic outcome for hospitals through:

- Improved implant and instrument management and reduced sterilization costs. As a result of our just-in-time delivery model, we ship our knee implants and iJigs to the hospital or other medical facility in advance of the procedure, greatly reducing the need to store implants and instruments in the hospital. In addition, we estimate that a total knee replacement procedure using an off-the-shelf implant requires approximately five to 10 double-tiered, instrument trays, which must be cleaned, sterilized and stored between procedures at significant cost to the hospital. A knee replacement procedure using our iTotal CR product requires only one tray of reusable instruments. As a result of our just-in-time delivery approach and the reduction in the requirements for reusable instruments in procedures using our products compared to an off-the-shelf implant, we believe our products meaningfully reduce a hospital's instrument cleaning, sterilizing and storage costs.
- Improved productivity in the OR. We believe that the iJigs we provide with our implants eliminate many of the intraoperative sizing steps and reduce the number of positioning steps necessary with an off-the-shelf product. In addition, our approach of delivering a single-package with pre-sterilized, single-use instruments allows for a more streamlined and efficient operating room through quick and easy set up and tear down. As a result, we believe that knee replacements with our customized total knee implants can improve turnaround times with the potential for more procedures to be completed within the same amount of time and for hospitals to generate additional revenue.
- Shorter stays. We believe that our customized total knee replacements may shorten hospital stays. Our summary of the results of the 2015 TKA Study indicates that a statistically significantly greater percentage of patients who underwent total knee replacement were discharged in fewer than three days following surgery ($p=0.037$) in the iTotal CR group (42%) than in the off-the-shelf group (30%). Our summary of a study presented at the ICJR Pan Pacific Orthopaedic Congress 2016, of 62 patients with either our iTotal CR or an off-the-shelf implant in a "Fast Track" protocol, also indicates that a significantly higher ($p\leq 0.05$) proportion of iTotal CR patients (66%) were discharged in less than 1 day when compared to off-the-shelf patients (30%).
- Fewer adverse events. Many insurers and third-party payors, including Medicare, require the hospital to bear the cost of treating infections and post-operative adverse events if they occur within 90 days following the implant procedure. If reusable instruments are not properly prepared prior to surgery, they are a potential source of costly infections. The lower number of reusable instruments used with our knee implants reduces the possibility of contaminated instruments. Our summary of the results of the 2015 TKA Study indicates that use of our iTotal CR statistically significantly reduced blood transfusion rates ($p=0.005$) and adverse event rates at discharge ($p=0.003$) as compared to an off-the-shelf knee implant. Our review of unpublished research sponsored by us also leads us to believe that use of our iTotal CR is associated with lower adverse event rates during the 90-day period following surgery. The reduction in adverse events observed during the 90-day period following surgery is meaningful because hospitals may not be reimbursed for additional post-operative follow up care during this period.

Our strategy

Our objective is for our customized implants to become the standard of care for orthopedic joint replacement surgery. We believe that our iFit Image-to-Implant technology platform will enable us to offer a wide variety of customized joint replacement implants with superior performance that offer key clinical and economic benefits over off-the-shelf implants. Key elements of our strategy to achieve our objective are to:

- **Expand our sales efforts to drive adoption of our products.** We systematically analyze market opportunities by considering factors such as the number of orthopedic surgeons, procedure volumes, pricing and reimbursement. We often seek to penetrate these markets by establishing relationships with influential surgeons who perform a high-volume of joint replacement procedures. We work with these surgeons to educate other surgeons. Our goal is to achieve a minimum ten percent market share in these markets.
- **Leverage the clinical and economic benefits of our products and technologies.** We believe our customized knee implant products offer important clinical and economic benefits to patients, surgeons and hospitals. Potential benefits include better function, less bone resection, less blood loss, greater patient satisfaction, reduced length of stay and lower adverse event rates. These potential economic benefits for hospitals also include reduced procedure times and reduced instrument management, cleaning and sterilization costs. We believe that our iFit technology platform will allow us to offer products for other joints that also afford important clinical and economic benefits. We have designed and sponsored studies that support these clinical and economic data. We will continue to establish these potential benefits through the design and sponsoring of studies to increase our available clinical and economic data.
- **Broaden our product portfolio by launching additional customized orthopedic implants.** While our initial focus has been on the knee implant market, we believe our iFit technology platform is applicable to customized implants for all major joints in the body and multiple implant subcategories within each joint. In 2015, we initiated the limited launch of iTTotal PS, our posterior-stabilized total knee replacement implant, to address the largest segment of the knee replacement market, and we initiated the broad commercial launch of iTTotal PS in March 2016. In addition, we initially filed for marketing clearance of the iTTotal Hip, our first customized hip replacement implant, in 2015 with the FDA; however, after consultation with the FDA, we elected to withdraw the application and, on September 28, 2016, we filed a new application seeking 510(k) clearance of our iTTotal Hip. We also may seek to apply our iFit technology platform to develop additional product opportunities in the knee and hip replacement markets and other orthopedic markets in the longer-term, including shoulder, other extremities, spine and ligament reconstruction.
- **Expand our just-in-time manufacturing processes.** We have built state of the art manufacturing processes, including proprietary software and 3D printing capabilities. We are continuing to invest in these processes, as we believe they provide us important competitive advantages, including:
 - expansion of gross margin through various initiatives, including the ongoing vertical integration of some of our manufacturing processes;
 - shorter product design and development time frames; and
 - continuous improvement of our products without making obsolete a large inventory of implants and instruments, in contrast to manufacturers of off-the-shelf implants;
- **Enhance our patent portfolio and continue to exploit our patent position.** As of February 28, 2017, we own or exclusively in-license a total of approximately 450 issued patents and pending patent applications that cover customized implants and PSI for all major joints and other elements of our iFit technology platform. See Note J - "Legal Proceedings" in the financial statements and related notes appearing elsewhere in this Annual Report on Form 10-K for information regarding our patent litigation.

Our products

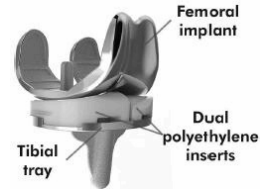
Knee replacement products

We offer a broad line of primary knee replacement implants, both partial and total, that we customize to fit the individual patient. Surgeons use our family of customized knee implants to treat mild to severe osteoarthritis of the knee. All of our knee replacement products have been cleared by the FDA under the premarket notification process of Section 510(k) of the FDCA and have received certification to CE Mark. We deliver our customized knee replacement implants and iJigs, together with iView, to the hospital in a single pre-sterilized package in advance of the scheduled arthroplasty procedure.

The following is an overview of each of our knee replacement implant products:

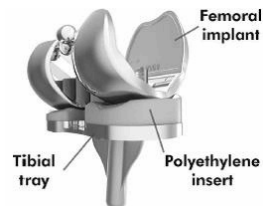
iTotal CR

iTotal CR is the only cruciate-retaining, customized total knee replacement system on the market designed to restore the natural shape of a patient's knee. We introduced the iTotal CR in May 2011 and launched new generations in each of 2012, 2013 and 2015. The iTotal CR includes a femoral implant, a tibial tray, and dual medial and lateral polyethylene inserts, which serve as a cushion between the femoral and tibial components, all of which are individually made for the particular patient, together with a polyethylene patella designed to work with our customized components.



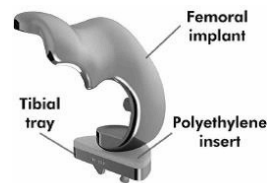
iTotal PS

The iTotal PS is the only posterior cruciate ligament substituting, or posterior-stabilized, customized total knee replacement product on the market designed to restore the natural shape of a patient's knee. We initiated a limited launch of the iTotal PS in the United States in February 2015, and we initiated the broad commercial launch of iTotal PS in March 2016. The iTotal PS includes a femoral implant with a metal cam, a tibial tray, and a single polyethylene insert, which includes a plastic spine, all of which are individually made for the particular patient, together with a polyethylene patella designed to work with our customized components.



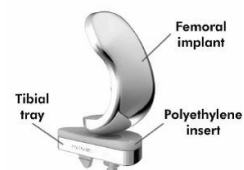
iDuo

The iDuo is the only customized bicompartamental knee replacement system on the market. The iDuo is considered a bicruciate-retaining knee replacement because the surgeon may retain both the anterior cruciate ligaments, or ACL, and posterior cruciate ligaments, or PCL. We first launched the iDuo in December 2007 and have launched new generations of the product in each of 2010 and 2012. The iDuo includes a femoral implant, a tibial tray and a single polyethylene insert, all of which are individually made for the particular patient, together with a polyethylene patella designed to work with our customized components.



iUni

The iUni is the only customized unicompartamental knee replacement product on the market for treatment of the medial or lateral compartment of the knee. The iUni is considered a bicruciate-retaining knee replacement because the surgeon retains both the ACL and PCL. We first launched the iUni in June 2007 and launched new generations of the product in each of 2009 and 2012. The iUni includes a femoral implant, a tibial tray and a single polyethylene insert, all of which are individually made for the particular patient.



Hip replacement product candidate

iTotal Hip

As with the knee, no two hips are the same. They vary in size and shape. As is the case for knee replacements, off-the-shelf hip replacement implants are offered in a limited number of standard shapes and sizes. Also, off-the-shelf hip implants require a large number of trays of reusable instruments with the same instrument management challenges and costs of cleaning and sterilization associated with off-the-shelf knee implants. In addition, orthopedic surgery using off-the-shelf hip implants is characterized by a difficult surgical technique and can suffer from a lack of reproducibility in component placement.

We continue to progress our iTotal Hip program using our iFit technology platform. Our iTotal Hip will be customized to the individual patient and designed to address the limitations of off-the-shelf hip implants. We also continue to evaluate commercialization of our iTotal Hip, including assessing market opportunities, identifying manufacturing and logistical infrastructure requirements, as well as profitability assessment.

We initially filed for marketing clearance of the iTotal Hip in 2015 with the FDA; however, after consultation with the FDA, we elected to withdraw the application and, on September 28, 2016, we filed a new application seeking 510(k) clearance of our iTotal Hip. We cannot predict if or when we will receive clearance or initiate the commercial launch of iTotal Hip. We believe the introduction of iTotal Hip will provide synergies with our existing line of customized knee implants because most surgeons who perform knee replacements also perform hip replacements. Thus, we expect that iTotal Hip would complement our existing product line, customer base, sales force and distribution channels.

Our proprietary iJigs

Our iJigs are customized, single-use, patient-specific instrumentation. The iJigs we deliver with our joint replacement products include the guides and instruments the surgeon requires to remove the bone and soft tissue necessary to fit our customized implant to the patient. We believe that providing our iJigs with our customized knee implants enable a more accurate, reproducible and simplified surgical procedure by reducing the number of steps and increasing the precision of the alignment.

In an off-the-shelf procedure, the surgeon must have large numbers of reusable instruments available because the surgeon does not know in advance which bone cuts and other tissue removal will be necessary to prepare the patient to receive the off-the-shelf implant. As a result, a knee replacement procedure performed using our customized implants and iJigs requires only one tray of reusable instruments, which we provide to the hospital, as compared to a knee replacement procedure using an off-the-shelf implant, which requires approximately five to 10 double-tiered, reusable instrument trays, which the off-the-shelf manufacturer provides to the hospital. We provide our implants with a full set of iJigs in a single package. Our iJigs arrive sterile and are discarded after use.

The graphic below depicts our single package delivery systems for our iJigs and knee replacement products:



Clinical studies

In evaluating the clinical and economic benefits of our customized knee implants, we consider results obtained from studies sponsored by us, conducted by orthopedic surgeons who are paid consultants to us and conducted independently by orthopedic surgeons, including studies that compare our customized knee implants with off-the-shelf knee implants. As of January 1, 2017, there were 12 peer-reviewed journal articles and 42 abstracts either presented or accepted for presentation at conferences reporting on the results of clinical studies of our customized knee implants. Of the published or presented studies known to us that compared our knee replacement product to an off-the-shelf product, most reported either that the performance of our knee replacement product was superior to an off-the-shelf product on the reported measures or that there were no statistically significant differences detected between the performance of our knee replacement product and an off-the-shelf knee replacement product on those measures.

Sales and marketing

We market and sell our products in the United States, Germany, the United Kingdom, Austria, Ireland, Switzerland, Monaco, Singapore and Hong Kong. See "Management's Discussion and Analysis of Financial Condition and Results of Operations—Consolidated results of operations—Revenue" in this Annual Report on Form 10-K for a summary of product revenue by geography. We market our products to orthopedic surgeons, hospitals and other medical facilities, including ambulatory surgery centers, and patients. We use direct sales representatives, independent sales representatives and distributors to market and sell our products in the United States, Germany, the United Kingdom and other markets. We expect to expand the size of our sales and marketing capabilities by entering into additional direct sales, independent sales and distributor representative arrangements in key territories.

We offer technical and product focused training programs for our direct sales, independent sales and distributor representatives. We have designed these programs to provide the entire sales force with technical expertise and product knowledge so they may more effectively represent and market our products to surgeons, hospitals and other medical facilities. We believe we offer a simplified surgical technique with the use of our products that may reduce the need for our representatives to spend time in the operating room during a procedure when compared to the representatives of off-the-shelf implant manufacturers. This potentially will allow our sales representatives to spend more time on new customer growth opportunities.

We believe surgeons appreciate the clinical and economic benefits, including increased patient satisfaction, operating room efficiencies and lower adverse event rates, that we believe our products offer. We believe hospitals focus on the economic benefits that we believe are associated with our products, such as fewer instrument trays to manage, clean and sterilize, reduced operating room time, faster operating room set up and breakdown time and lower adverse event rates. We believe patients are interested in returning to daily activities quickly and are attracted to our customized approach. We employ direct-to-consumer marketing, primarily through patient testimonials, social media, search engine marketing, and print, online, radio and television news reports.

In the United States, we use a database of surgeons, hospitals and procedure volumes to determine which geographical regions are most commercially attractive. Globally, we look for markets with a high volume of total knee replacements, favorable reimbursement characteristics and an historical openness to advanced technologies.

We work with orthopedic surgeons, including select key opinion leaders, affiliated with leading medical centers in the United States and Germany. We refer to the medical centers at which these surgeons practice as ConforMIS Centers of Excellence, or COE. We work with the COE surgeons on technical training and surgeon education. We plan to selectively add COEs on an ongoing basis.

As part of our targeted regional commercial strategy, we identify metropolitan statistical areas, or MSAs, in the United States, in which—based on knee replacement procedure volume, surgeon density, prevailing average selling price for a knee replacement, and other factors—we believe we can become a top-three orthopedic implant supplier, as measured by knee replacement procedure volume. We work to significantly increase our sales in these markets by focusing on high-volume, influential surgeons who use our products. We create a tailored direct marketing strategy to increase consumer awareness in these markets. We believe we have achieved a greater than 10% share by volume of procedures in a number of these markets. At the end of 2014, we had achieved at least 10% market share of all primary knee replacements performed in 12 MSAs in the United States. At the end of 2015, we increased the number of MSAs in which we have at least 10% market share of all primary knee replacements to 22. At the end of 2016, we achieved at least 10% market share of all primary knee replacements in 26 MSAs.

Further, we intend to market our products to hospitals participating in the Comprehensive Care for Joint Replacement Model, or CJR, implemented by the Centers for Medicare and Medicaid Services. The CJR program is intended to push hospitals to manage post-acute care costs by establishing a target episode of care price for each hospital participant which includes payment for all related services received by Medicare beneficiaries through 90 days post-operatively. Hospitals would continue to be paid as they are now, however, on a yearly basis Medicare will reconcile actual prices against the target prices under CJR and participating hospitals will either keep savings or owe Medicare for price overages. Since publication of the proposed rule in July 2015, we have signed new contracts that allow us access to more than 50 additional hospitals that will participate in the CJR program. We plan to add more hospitals that are involved with the CJR program and we are adding participation in the Medicare CJR as a criterion for our targeted regional marketing strategy.

Research and development

Our internal research and development efforts are focused on continued innovation to develop customized implants for the knee and to assess the application of our iFit technology platform to other major joints in the body.

In our research and development activities, we actively work on:

- new product development;
- enhancements of existing products and software;
- improvements in our iFit technology platform to further advance production efficiency and decrease the production time from receipt of an order to delivery of our product; and
- advancements of our iFit technology platform that will enable us to provide our customized products to a larger customer base, which we refer to as mass customization.

Our team of 33 full-time research and development employees has extensive experience in biomechanical engineering, manufacturing engineering and software engineering and development. A significant portion of our research and development activities involves the development of proprietary algorithms and computer software that underpins our entire iFit technology platform. For the years ended December 31, 2016, 2015 and 2014, company-sponsored research and development expenses were \$16.6 million, \$17.0 million and \$15.1 million, respectively.

When we develop a new product or seek to improve our existing products, our team of biomechanical and software engineers typically collaborates closely with experienced orthopedic surgeons and other independent scientists. After we complete the development of a new product or an improvement to an existing product, we seek regulatory clearance before introducing the product into patients.

Manufacturing

We conduct our manufacturing activities in state-of-the-art design and manufacturing facilities in Bedford and Wilmington, Massachusetts.

We produce the vast majority of our CAD designs in-house and use them to direct all of our product manufacturing efforts. As part of our manufacturing cost reduction efforts, in 2016, we began expanding our CAD labor overseas on a very limited basis. We manufacture all of our patient-specific instruments, or iJigs, in our facilities. Since November 2016, we have made all of the tibial trays used in our total knee implants at our facilities. We outsource the production of the femoral and other implant components to third-party suppliers. Our suppliers make our customized implant components using the CAD designs we supply.

We have established a diverse, approved supplier base that is skilled in medical device manufacturing. Our suppliers are primarily based in the United States. We do not have any long-term supply arrangements and purchase our supplies on a purchase order basis. We maintain a dual source capability for most of our purchased implant components in an effort to ensure supply reliability, flexibility and cost competitiveness. For certain raw materials, including the powders used for our 3D printing, we rely on sole source providers who service large portions of the markets for these materials.

In the future, if and as the volume of our product sales increases, we expect to take the following steps in connection with our manufacturing activities:

- increase the production of certain components of our products that we manufacture in-house, which we believe we can manufacture at a lower unit cost than vendors we currently use;
- continue to explore applying our 3D printing technology to select metal components of our products, which we believe can lower our unit costs compared to our current manufacturing methods;

- develop new versions of our software used in the design of our customized joint replacement implants, which we believe will reduce costs associated with the design process;
- continue expanding our CAD labor overseas; and
- obtain more favorable pricing of certain components of our products manufactured for us by third parties.

We also plan to explore other opportunities to reduce our manufacturing costs.

iFit 3D printing

We believe that 3D printing is especially suited for production of our individually designed implants and instruments. We focus on 3D printing as a key element of our manufacturing because we believe it enables fast, cost-effective, and scalable processes that will deliver high quality implants and instruments customized to fit the unique anatomy of each patient. As a result, 3D printing plays a key and increasing role in our manufacturing operations.

We currently apply our iFit 3D printing technology to manufacture iJigs using computer-controlled lasers that melt polymer powders into a solid on a layer-by-layer basis until the entire part is completed. The process of melting powders into a solid is called sintering. We use selective laser sintering, or SLS, with approved polymer powders to manufacture plastic components for our iJigs.

We have received FDA clearance to apply our iFit 3D printing technology to manufacture the metal femoral implant component for our iTotal CR using direct metal laser sintering, or DMLS, using raw material that meets or exceeds the ASTM F-75 specification for chemical content and mechanical properties. ASTM F-75 is the accepted material standard for knee replacement femoral components. We continue to evaluate integrating DMLS into our manufacturing process.

Quality assurance

We apply a variety of automated and manual quality controls to our iJigs, implant components and other instruments we supply to ensure that our products conform to their specifications. Members of our quality department also inspect our devices at various steps during the manufacturing cycle to facilitate compliance with specifications. Our quality department periodically audits our suppliers to ensure conformity with our specifications and with our policies and procedures for our devices.

We and our suppliers are subject to extensive regulation by the FDA under its Quality System Regulation, or QSR. The QSR requires manufacturers to establish and follow quality systems consistent with the QSR framework to ensure that their products consistently meet applicable requirements and specifications. In accordance with the QSR framework, we have validated or verified the processes used in the manufacturing and testing of our devices. Our Bedford and Wilmington manufacturing facilities are FDA registered, and we believe they are compliant with the FDA's QSR. We have also received certification from the British Standards Institution, or BSI, a Notified Body to the International Standards Organization of our quality system. Certification by a Notified Body is a necessary element of obtaining CE Marking in the EU. We are subject to periodic, announced and unannounced inspections by BSI, the FDA, and other governmental agencies. We continue to monitor our quality system and management efforts in order to maintain our overall level of compliance. See "—Regulatory requirements" below.

Intellectual property

Protection of our intellectual property is an important priority for our company. Our success depends in part on our ability to obtain and maintain proprietary rights for our products and technology, to operate without infringing the proprietary rights of others and to prevent others from infringing our proprietary rights. We seek to protect our intellectual property position by, among other things, filing U.S. and certain foreign patent applications related to our products and technology where patent protection is available. We also rely on trade secrets, know-how, continuing technological innovation and in-licensing opportunities to develop and maintain our proprietary position.

We typically seek patents on inventions relating to customized implants and iJigs, and on their methods of manufacture. We generally file patent applications in the United States, the major markets in the EU, and in select other commercially important countries. We typically rely on trade secret protection for our proprietary algorithms that we use to design customized implants and iJigs.

Patent rights

As of February 28, 2017 we owned or exclusively in-licensed 229 issued patents around the world, including 157 patents issued in the United States and 72 foreign patents.

- With respect to the patents that we own relating primarily to our customized joint replacement implants, the first nonprovisional application was filed in 2002 claiming priority to a provisional application filed in 2001 and is expected to expire in 2022 and the other patents are expected to expire between 2022 and 2030.
- With respect to the patents that we own relating primarily to our patient-specific instrumentation, the first nonprovisional application was filed in 2002 claiming priority to a provisional application filed in 2001 and is expected to expire in 2022 and the other patents are expected to expire between 2022 and 2031.
- With respect to the patents that we own relating primarily to our iFit technology platform, the first nonprovisional application was filed in 2002 claiming priority to a provisional application filed in 2001 and is expected to expire in 2022 and the other patents are expected to expire between 2022 and 2032.
- With respect to the patents that we exclusively in-license, the first nonprovisional application was filed in 2000 claiming priority to a provisional application filed in 1998 and is expected to expire in 2019 and the other patents are expected to expire between 2019 and 2021.

As of February 28, 2017, we owned or exclusively in-licensed 227 patent applications, including 81 patent applications pending in the United States and 146 foreign patent applications.

- With respect to the patent applications that we own relating primarily to our customized joint replacement implants, patient-specific instrumentation, and our iFit technology, the first were filed in 2001 and if patents issue on these applications, they would be expected to expire in 2022 and if patents issued on the other patent applications, such patents would be expected to expire between 2023 and 2036.
- With respect to the patent applications that we exclusively in-license, the first was filed in 1998 and if a patent issues on this application, it would be expected to expire in 2019. If patents issue on the other patent applications, such patents would be expected to expire between 2019 and 2026.

Our patent portfolio covers a range of subject matter, including:

- customized articular implants for the knee, hip, spine, shoulder, ankle and extremities;
- customized instrumentation including for joint replacement and ligament reconstruction;
- imaging technology;
- 3D printing technology for implants and instruments;
- methods of designing customized implants and instruments; and
- methods of manufacturing customized implants and instruments.

Licenses from others

We are a party to several agreements under which we have licensed rights in certain patents, patent applications and other intellectual property. We enter into these agreements to augment our proprietary intellectual property portfolio. The licensed intellectual property covers some of the products that we are researching, developing and commercializing and some of the technologies that we use. These licenses impose certain license fee, royalty payment and diligence obligations on us. We expect to continue to enter into these types of license agreements in the future. We do not believe that any of these licenses are material to our business.

Patent litigation

On February 29, 2016, we filed a lawsuit against Smith & Nephew, Inc. ("Smith & Nephew") in the United States District Court for the District of Massachusetts Eastern Division, which we amended on June 13, 2016 ("Smith & Nephew Lawsuit"). The Smith & Nephew Lawsuit alleges that Smith & Nephew's Visionaire® patient-specific instrumentation, as well as the implants systems used in conjunction with the Visionaire instrumentation, infringe nine of our patents, and it requests, among other relief, monetary damages for willful infringement, enhanced damages and a permanent injunction.

On May 27, 2016, Smith & Nephew filed an Answer and Counterclaims in response to our lawsuit, which it subsequently amended on July 22, 2016. Smith & Nephew denied that its Visionaire® patient-specific instrumentation as well as the implants systems used in conjunction with the Visionaire instrumentation infringe the

patents asserted by us in the lawsuit. It also alleged two affirmative defenses: that our asserted patents are invalid and that we are barred from relief under the doctrine of laches. In addition, Smith & Nephew asserted a series of counterclaims, including counterclaims seeking declaratory judgments that Smith & Nephew's accused products do not infringe our patents and that our patents are invalid. Smith & Nephew also alleged that ConforMIS infringes ten patents owned or exclusively licensed by Smith & Nephew: two patents that Smith & Nephew alleges are infringed by our iUni and iDuo products; three patents that Smith & Nephew alleges are infringed by our iTot products; and five patents that Smith & Nephew licenses from Kinamed, Inc. of Camarillo, California and that it alleges are infringed by our iUni, iDuo and iTot products. Due to Smith & Nephew's licensing arrangement with Kinamed, Kinamed has been named as a party to the lawsuit. Smith & Nephew and Kinamed have requested, among other relief, monetary damages for willful infringement, enhanced damages and a permanent injunction. An adverse outcome of this lawsuit could have a material adverse effect on our business, financial condition or results of operations. We are presently unable to predict the outcome of the lawsuit or to reasonably estimate a range of potential losses, if any, related to the lawsuit.

On September 21, 2016 and October 20, 2016, Smith & Nephew filed petitions with the United States Patent & Trademark Office ("USPTO") requesting Inter Partes Review of our United States Patent Nos. 9,055,953 and 9,216,025, respectively. In our litigation with Smith & Nephew, we have alleged that Smith & Nephew infringes claims of these patents. In its petition, Smith & Nephew alleges that our patents are obvious in light of certain prior art.

We expect that Smith & Nephew will file additional petitions with the USPTO requesting Inter Partes Review of some or all of the patents that we have asserted in the Smith & Nephew Litigation, and we also expect that Smith & Nephew will seek a stay of the Smith & Nephew Litigation until any requested Inter Partes Reviews are resolved. We are presently unable to predict the outcome of the two existing petitions requesting Inter Partes Review of our patents, or of any other petitions requesting Inter Partes Review that Smith & Nephew or any other party may file, including whether the USPTO will institute any of the requested Inter Partes Reviews, or, if instituted, the outcome of any such Inter Partes Reviews. An adverse outcome of some or all of these potential Inter Partes Review proceedings could have a material adverse effect on our business, financial condition or results of operations.

Licenses to others

License agreement with MicroPort

In April 2015, we entered into a worldwide license agreement with MicroPort. Under the terms of this license agreement, we granted a perpetual, irrevocable, non-exclusive license to MicroPort to use patient specific instrument technology covered by our patents and patent applications with off-the-shelf implants in the knee. This license does not extend to patient-specific implants. This license agreement provides for the payment to us of a fixed royalty at a high single to low double digit percentage of net sales on patient specific instruments and associated implant components in the knee, including MicroPort's Prophecy patient specific instruments used with its Advance and Evolution implant components. This license agreement also provided for a single lump-sum payment by MicroPort to us of low-single digit millions of dollars upon entering into the license agreement, which has been paid. This license agreement will expire upon the expiration of the last to expire of our patents and patent applications licensed to MicroPort, which currently is expected to occur in 2029.

License agreement with Wright Medical

In April 2015, we entered into a non-exclusive, fully paid up, worldwide license agreement with Wright Medical. Under the terms of this license agreement, we granted a perpetual, irrevocable, non-exclusive license to Wright Medical to use patient-specific instrument technology covered by our patents and patent applications with off-the-shelf implants in the foot and ankle. This license does not extend to patient-specific implants. This license agreement provided for a single lump-sum payment by Wright Medical to us of mid-single digit millions of dollars upon entering into the license agreement, which has been paid. This license agreement will expire upon the expiration of the last to expire of the patents and patent applications licensed to Wright Medical, which currently is expected to occur in 2031.

Trademarks

As of February 28, 2017, we have filed 152 trademark registrations in the United States and in other major markets worldwide, including the following marks: ConforMIS, iFit, iTot, iDuo, and iUni. We have 18 trademark applications pending in the United States and in other major markets worldwide.

Competition

The joint replacement industry is intensely competitive, subject to rapid change and sensitive to the introduction of new products or other market activities of industry participants. We face competition from many different sources, including major medical device companies.

We compete with several large, well-known companies that dominate the market for orthopedic products, principally Zimmer Biomet Holdings, Inc., or Zimmer Biomet, DePuy Synthes, Inc., or DePuy, a Johnson & Johnson company, Smith & Nephew, Inc., or Smith & Nephew, Stryker Corporation, or Stryker, and MicroPort. These competitors have significantly greater financial resources, larger sales forces and networks of distributors, a greater number of established relationships, some of which may be exclusive, with key orthopedic surgeons, hospitals and third-party payors, and greater experience in research and development, manufacturing, obtaining regulatory clearances and marketing approved products than we do. These companies also compete with us in acquiring technologies complementary to, or necessary for, the development of our products and recruiting and retaining qualified scientific, engineering and management personnel.

We also compete with numerous other companies that are developing and marketing competitive joint replacement products, as well as companies exploring alternatives to joint replacement such as biologic cartilage repair systems.

We believe that the principal factors on which we compete with others in our market include:

- the ability to introduce innovative products that are differentiated from competitors' offerings and represent an improvement over currently available products;
- the ease of use of the products and the quality of training, services and clinical support provided to surgeons and hospitals;
- the safety and efficacy of products and procedures, as demonstrated in published studies and other clinical reports;
- the ability to anticipate and meet customers' needs and commercialize new products in a timely manner;
- acceptance and adoption of products by patients, physicians and hospitals; and
- the price of products and cost effectiveness of the procedure and availability and rate of third-party reimbursement.

The prices that we charge our customers for our products vary from customer to customer based on such factors as the volume of product being purchased, geographic region, reimbursement environment and competitive factors. We believe that our current pricing for our products generally is within the same range as that of our principal competitors, with a premium of five percent on average.

Regulatory requirements

Our products are medical devices that are subject to extensive regulation by government authorities in the United States and in other countries and jurisdictions, including the EU. These governmental authorities regulate the marketing and distribution of medical devices in their respective geographies. The regulations cover the entire life cycle of the product, including the research, development, testing, manufacture, quality control, packaging, storage, labeling, advertising and promotion of the devices. In addition, post-approval monitoring and reporting, as well as import and export of medical devices, are subject to regulatory requirements. The processes for obtaining regulatory approvals or clearances in the United States and in foreign countries and jurisdictions, along with subsequent compliance with applicable statutes and regulations, require the expenditure of substantial time and financial resources.

Review, approval and clearance of medical devices in the United States

Medical devices in the United States are strictly regulated by the FDA. Under the FDCA a medical device is defined as an instrument, apparatus, implement, machine, contrivance, implant, in vitro reagent, or other similar or related article, including a component part or accessory, which is, among other things: intended for use in the diagnosis of disease or other conditions, or in the cure, mitigation, treatment, or prevention of disease, in man or other animals; or intended to affect the structure or any function of the body of man or other animals, and which does not achieve its primary intended purposes through chemical action within or on the body of man or other animals and which is not dependent upon being metabolized for the achievement of any of its primary intended purposes.

Unless an exemption applies, a new medical device may not be marketed in the United States unless it has been cleared by the FDA through filing of a 510(k) premarket notification, or 510(k), or approved by the FDA pursuant to a premarket approval application, or PMA. The information that must be submitted to the FDA in order to obtain clearance or approval to market a new medical device varies depending on how the medical device is classified by the FDA. Medical devices are classified into one of three classes depending on the level of control necessary to assure the safety and effectiveness of the device. Class I devices have the lowest level of risk associated with them, and are subject to general controls, including labeling, premarket notification and adherence to the QSR. Class II devices are subject to general controls and special controls, including performance standards. Class III devices, which have the highest level of risk associated with them, are subject to most of the aforementioned requirements as well as to premarket approval. Most Class I devices and some Class II devices are exempt from the 510(k) requirement, although manufacturers of these devices are still subject to registration, listing, labeling and QSR requirements.

To date, we have used exclusively the 510(k) premarket notification process to obtain regulatory clearance from the FDA for the marketing and sale of our joint replacement products in the United States. All of our currently marketed products are Class II devices marketed pursuant to 510(k) clearances. We expect that our iTotal Hip product would be classified as a Class II device. We initially filed for marketing clearance of the iTotal Hip in 2015 with the FDA; however, after consultation with the FDA, we elected to withdraw the application and, on September 28, 2016, we filed a new application seeking 510(k) clearance of our iTotal Hip. We cannot predict if or when we will receive clearance or initiate the commercial launch of iTotal Hip.

To date, none of our submissions to the FDA have entered the premarket approval stages or required the submission of clinical data. However, we have conducted and continue to conduct numerous post-market studies aimed at demonstrating the benefits of our customized knee replacement systems as compared to off-the-shelf systems.

Review and approval of medical devices in the EU

The EU Medical Devices Directive (Council Directive 93/42/EEC, as amended) sets out the basic regulatory framework for medical devices in the European Union. In the EU our medical devices must comply with the Essential Requirements in Annex I to the EU Medical Devices Directive, which we refer to as the Essential Requirements. Compliance with these requirements is a prerequisite to be able to affix the Certificate of Conformity mark, or CE Mark, to our medical devices, without which they cannot be marketed or sold in the European Economic Area, or EEA. To demonstrate compliance with the Essential Requirements we must undergo a conformity assessment procedure, which varies according to the type of medical device and its classification. Except for low risk medical devices (Class I with no measuring function and which are not sterile), where the manufacturer can issue a CE Declaration of Conformity based on a self-assessment of the conformity of its products with the Essential Requirements, a conformity assessment procedure requires the intervention of a third-party organization designated by competent authorities of an EU country to conduct conformity assessments, which is referred to as a Notified Body. The Notified Body would typically audit and examine products' technical file and the quality system for the manufacture, design and final inspection of the devices before issuing a CE Certificate of Conformity demonstrating compliance with the relevant Essential Requirements.

To date, we have used the CE Marking process to satisfy the conformity standards required to market and sell our joint replacement products in the EU. The Notified Body that has conducted conformity assessments with respect to our joint replacement products is the BSI.

Even after we receive a CE Certificate of Conformity enabling us to affix the CE Mark on a product and to sell our product in the EEA countries, a Notified Body or a competent authority may require post-marketing studies of our product. Failure to comply with such requirements in a timely manner could result in the withdrawal of our CE Certificate of Conformity and the recall or withdrawal of our product from the market in the EU, which would prevent us from generating revenue from sales of that product in the EEA. Moreover, each CE Certificate of Conformity is valid for a maximum of five years, but more commonly three years. Our current CE Certificates of Conformity are valid through May 8, 2021 for our iTotal CR product, December 2, 2017 for our iUni product, June 11, 2019 for our iDuo product and March 5, 2020 for our iTotal PS product. At the end of each period of validity we are required to apply to the Notified Body for a renewal of the CE Certificate of Conformity. There may be delays in the renewal of the CE Certificate of Conformity or the Notified Body may require modifications to our products or to the related Technical Files before it agrees to issue the new CE Certificate of Conformity.

In addition, we must inform the Notified Body that carried out the conformity assessment of the medical devices we market or sell in the EEA of any planned substantial changes to our devices that could affect

compliance with the Essential Requirements or the devices' intended purpose. The Notified Body will then assess the changes and verify whether they affect the products' conformity with the Essential Requirements or the conditions for the use of the devices. If the assessment is favorable, the Notified Body will issue a new CE Certificate of Conformity or an addendum to the existing CE Certificate of Conformity attesting compliance with the Essential Requirements. If it is not, we may not be able to continue to market and sell the product in the EEA.

On September 26, 2012, the European Commission adopted a package of legislative proposals designed to replace the existing regulatory framework for medical devices in the EU. These proposals provide for a revision of the current regulatory framework for medical devices in the EU to strengthen patient safety, transparency and product traceability. The proposals, for instance, include reinforced rules governing clinical evaluation throughout the life of the device, improved traceability of devices in the supply chain, including a phased and risk-based introduction of unique device identification, or UDI, improved market surveillance and vigilance, as well as better co-ordination between national regulators, increased powers for Notified Bodies to undertake unannounced inspections and strengthened supervision of Notified Bodies by member states. The European Commission's proposals may undergo significant amendments as they are reviewed by the European Council and European Parliament as part of the EU legislative process. If and when adopted, the proposed new legislation may prevent or delay the EU approval or clearance of our products under development or may impact our ability to modify our currently EU approved or cleared products on a timely basis and impose additional costs relating to clinical evaluation, vigilance and product traceability.

Marketing and sales considerations in the EU

In the EU, medical devices may be promoted only for the intended purpose for which the devices have been CE Marked. Failure to comply with this requirement could lead to the imposition of penalties by the competent authorities of the EU Member States. The penalties could include warnings, orders to discontinue the promotion of the medical device, seizure of the promotional materials and fines. Promotional materials must also comply with various laws and codes of conduct developed by medical device industry bodies in the EU governing promotional claims, comparative advertising, advertising of medical devices reimbursed by the national health insurance systems and advertising to the general public.

Product vigilance and post-approval monitoring in the EU

Additionally, all manufacturers placing medical devices into the market in the EU are legally bound to report any serious or potentially serious incidents involving devices they produce or sell to the competent authority in whose jurisdiction the incident occurred. In the EU, manufacturers must comply with the EU Medical Device Vigilance System. Under this system, incidents must be reported to the relevant authorities of the EU countries, and manufacturers are required to take field safety corrective actions, or FSCAs, to reduce a risk of death or serious deterioration in the state of health associated with the use of a medical device that is already placed on the market. See "Risk Factors—Risks related to regulatory approval—If our products, or malfunction of our products, cause or contribute to a death or a serious injury, we will be subject to medical device reporting regulations, which can result in voluntary corrective actions or agency enforcement actions, which could harm our business."

Third-party reimbursement

In the United States and most other major joint implant markets, third-party payors, including government health programs, commercial health insurers and managed care organizations, reimburse hospitals and other medical facilities an aggregate amount for all elements of a joint replacement procedure, including operating room time, patient care and the joint replacement product. As a result, our products generally are not reimbursed separately, but instead are subject to the limits imposed by third-party payors on the coverage and reimbursement of procedures that utilize our products.

Sales of our products will depend, in part, on the extent to which the costs of such procedures involving the use of our products cleared by the FDA and approved by other government authorities will be covered by third-party payors, including government health programs in the United States, such as Medicare and Medicaid, commercial health insurers and managed care organizations. The process for determining whether a payor will provide coverage for a particular procedure may be separate from the process for setting the price or reimbursement rate that the payor will pay for the procedure once coverage is approved. Third party payors may limit coverage to particular procedures on an approved list, or formulary, which might not include all of the approved procedures involving the use of our products for a particular indication.

In the EU, pricing and reimbursement schemes vary widely from country to country. In many foreign markets, pricing of medical devices is subject to governmental control. In the United States, there have been, and we expect

that there will continue to be, a number of federal and state proposals to limit payments by governmental payors for medical devices, and the procedures in which medical devices are used. While we cannot predict whether such legislative or regulatory proposals will be adopted, the adoption of such proposals could have a material adverse effect on our business, financial condition and profitability.

In January 2017, the rate of reimbursement for surgical procedures using our products in Germany was changed. Previously, all procedures in which our products were used were reimbursed under the same reimbursement code, or "Sonderprothesen", OPS code 5.822.91. Beginning January 1, 2017, the reimbursement for surgical procedures using our iTTotal CR and iTTotal PS products increased by approximately 3.7%, while the reimbursement for surgical procedures using our iUni products decreased by approximately 36.3%, and the reimbursement for surgical procedures using our iDuo products decreased by approximately 27.0%. We believe that the change in the rate of reimbursement for surgical procedures using our iTTotal CR and iTTotal PS products will not materially impact sales in Germany. However, the change in the rate of reimbursement for surgical procedures using our iUni and iDuo products we believe will adversely impact our pricing and sales in Germany.

Healthcare laws and regulations

Healthcare providers, physicians and third-party payors play a primary role in the recommendation and selection of medical devices for patients. Arrangements with third-party payors and customers are subject to broadly applicable fraud and abuse and other healthcare laws and regulations. Such restrictions under applicable federal and state healthcare laws and regulations include the following:

- the federal healthcare Anti-Kickback Statute prohibits, among other things, persons from knowingly and willfully soliciting, offering, receiving or providing remuneration, directly or indirectly, in cash or in kind, to induce or reward either the referral of an individual for, or the purchase, order or recommendation of, any good or service, for which payment may be made, in whole or in part, under a federal healthcare program such as Medicare and Medicaid;
- the federal False Claims Act imposes civil penalties, and provides for civil whistleblower or qui tam actions, against individuals or entities for knowingly presenting, or causing to be presented, to the federal government, claims for payment that are false or fraudulent or making a false statement to avoid, decrease or conceal an obligation to pay money to the federal government;
- the federal Health Insurance Portability and Accountability Act of 1996, or HIPAA, imposes criminal and civil liability for executing a scheme to defraud any healthcare benefit program or making false statements relating to healthcare matters;
- HIPAA, as amended by the Health Information Technology for Economic and Clinical Health Act and its implementing regulations, also imposes obligations, including mandatory contractual terms, with respect to safeguarding the privacy, security and transmission of individually identifiable health information;
- the federal false statements statute prohibits knowingly and willfully falsifying, concealing or covering up a material fact or making any materially false statement in connection with the delivery of or payment for healthcare benefits, items or services;
- the federal transparency requirements under the Health Care Reform Law will require manufacturers of devices, drugs and medical supplies to report to the Department of Health and Human Services information related to payments and other transfers of value to physicians and teaching hospitals and physician ownership and investment interests; and
- analogous state and foreign laws and regulations, such as state anti-kickback and false claims laws, may apply to sales or marketing arrangements and claims involving healthcare items or services reimbursed by non-governmental third-party payors, including private insurers.

State and foreign laws also govern the privacy and security of health information in some circumstances, many of which differ from each other in significant ways and often are not preempted by HIPAA, thus complicating compliance efforts.

Financial information about segments and geographic areas

We operate as one reportable segment as described in Note B to the Consolidated Financial Statements included in this Annual Report on Form 10-K. The countries in which we have local revenue generating operations have been combined into the following geographic areas: the United States (including Puerto Rico), Germany, and the rest of the world, which consists of the United Kingdom predominately and several other foreign countries. Sales are attributable to a geographic area based upon the customer's country of domicile. Net property, plant and equipment are based upon physical location of the assets. Additional financial information about geographic areas is included in Note O to the Consolidated Financial Statements included in this Annual Report on Form 10-K.

We are exposed to risks associated with international operations, including exchange rate fluctuations, regional and country-specific political and economic conditions, foreign receivables collection concerns, trade protection measures, import or export requirements, tax risks, staffing and labor law concerns, intellectual property protection risks, differing regulatory requirements, government-managed healthcare systems, government-mandated pricing and reimbursement schemes, government-mandated collection periods, patient privacy laws and regulations, and other data privacy laws and regulations.

Employees

As of February 28, 2017, we had 387 employees, including 383 full-time employees, 78 of whom were engaged in sales and marketing, 33 in research and development, 179 in manufacturing and service, 45 in regulatory, clinical affairs and quality activities and 52 in general administrative and accounting activities. None of our employees are covered by a collective bargaining agreement. We consider our relationships with our employees to be good.

Our corporate information

We were incorporated under the laws of the State of Delaware in 2004. Our principal executive offices are located at 28 Crosby Drive, Bedford, MA 01730, and our telephone number is (781) 345-9001. Our website is <http://www.conformis.com>.

Available information

We make available free of charge through our website our Annual Reports on Form 10-K, Quarterly Reports on Form 10-Q, Current Reports on Form 8-K and amendments to those reports filed or furnished pursuant to Sections 13(a) and 15(d) of the Exchange Act. We make these reports available through our website as soon as reasonably practicable after we electronically file such reports with, or furnish such reports to, the SEC. You can find, copy and inspect information we file at the SEC's public reference room, which is located at 100 F Street, N.E., Room 1580, Washington, DC 20549. Please call the SEC at 1-800-SEC-0330 for more information about the operation of the SEC's public reference room. You can review our electronically filed reports and other information that we file with the SEC on the SEC's web site at <http://www.sec.gov>. We also make available, free of charge on our website www.conformis.com, the reports filed with the SEC by our executive officers, directors and 10% stockholders pursuant to Section 16 under the Exchange Act as soon as reasonably practicable after copies of those filings are provided to us by those persons. The information contained on, or that can be accessed through, our website is not a part of or incorporated by reference in this Annual Report on Form 10-K.

ITEM 1A. RISK FACTORS

The following risk factors and other information included in this Annual Report on Form 10-K should be carefully considered. The risks and uncertainties described below are not the only ones we face. Additional risks and uncertainties not presently known to us or that we presently deem less significant may also impair our business operations. Please see page 1 of this Annual Report on Form 10-K for a discussion of some of the forward-looking statements that are qualified by these risk factors. If any of the following risks actually occur, our business, financial condition, results of operations and future growth prospects could be materially and adversely affected.

Risks related to our financial position

We have incurred losses in the past, expect to incur losses for at least the next several years and may never achieve profitability.

We have incurred significant net operating losses in every year since our inception and expect to incur net operating losses for the next several years. Our net loss was \$58 million for the year ended December 31, 2016, \$57 million for the year ended December 31, 2015 and \$46 million for the year ended December 31, 2014. As of December 31, 2016, we had an accumulated deficit of \$383 million. We expect to continue to incur significant product development, clinical and regulatory, sales and marketing, manufacturing and other expenses as our business continues to grow and we expand our product offerings. Additionally, our general and administrative expense will continue to increase due to the additional operational and reporting costs associated with our expanded operations and being a public company. We will need to generate significant additional revenue to achieve and maintain profitability, and even if we achieve profitability, we cannot be sure that we will remain profitable for any substantial period of time. In addition, our growth may slow, for reasons described in these risk factors. Our failure to become and remain profitable would decrease the value of our company and could impair our ability to raise capital, expand our business, maintain our research and development efforts or continue our operations.

We expect to incur substantial expenditures in the foreseeable future and might require additional capital to support business growth. This capital might not be available on terms favorable to us or at all.

We expect to incur substantial expenditures in the foreseeable future in connection with the following:

- expansion of our sales and marketing efforts;
- expansion of our manufacturing capacity;
- funding research, development and clinical activities related to our existing products and product platform, including iFit design software and product support;
- funding research, development and clinical activities related to new products that we may develop, including other joint replacement products;
- pursuing and maintaining appropriate regulatory clearances and approvals for our existing products and any new products that we may develop; and
- preparing, filing and prosecuting patent applications, and maintaining and enforcing our intellectual property rights and position.

In addition, our general and administrative expense will continue to increase due to the additional operational and reporting costs associated with our expanded operations and being a public company.

We anticipate that our principal sources of funds in the future will be revenue generated from the sales of our products, borrowings under our 2017 Secured Loan Agreement, described in Note K to the Consolidated Financial Statements included in this Annual Report on Form 10-K, future capital raises through the issuance of equity securities, and revenues that we may generate in connection with licensing our intellectual property. We will need to generate significant additional revenue to achieve and maintain profitability, and even if we achieve profitability, we cannot be sure that we will remain profitable for any substantial period of time. Our failure to become and remain profitable could impair our ability to raise capital, expand our business, maintain our research and development efforts or continue to fund our operations.

It is also possible that we may allocate significant amounts of capital toward products or technologies for which market demand is lower than anticipated and, as a result, we may subsequently abandon such efforts. If we are unable to obtain adequate financing or financing on terms satisfactory to us when we require it, or if we expend capital on projects that are not successful, our ability to continue to support our business growth and to respond to business challenges could be significantly limited, and we may even be required to scale back our operations.

We may need to engage in additional equity or debt financings to secure additional funds. We may not be able to obtain additional financing on terms favorable to us, or at all. To the extent that we raise additional capital through the future sale of equity or debt, the ownership interest of our stockholders will be diluted. The terms of these future equity or debt securities may include liquidation or other preferences that adversely affect the rights of our existing common stockholders or involve negative covenants that restrict our ability to take specific actions, such as incurring additional debt or making capital expenditures.

Risks related to our business, industry and competitive position

We have a limited operating history and may face difficulties encountered by early stage companies in rapidly evolving markets.

We began operations in 2004, introduced our first product commercially in 2007 and only introduced our best-selling product, our iTotal CR, in 2011. Accordingly, we have a limited operating history upon which to base an evaluation of our business and prospects. In assessing our prospects, you must consider the risks and difficulties frequently encountered by early stage companies in new and rapidly evolving markets, particularly companies engaged in the development and sales of medical devices. These risks include our ability to:

- manage rapidly changing and expanding operations;
- establish and increase awareness of our brand and strengthen customer loyalty;
- restore and expand physician relationships after disruptions in supply or delays in delivery of our products;
- implement the strategies and initiatives of our recently appointed President and Chief Executive Officer;
- grow our direct sales force and increase the number of our independent sales representatives and distributors to expand sales of our products in the United States and in targeted international markets;
- implement and successfully execute our business and marketing strategy;
- respond effectively to competitive pressures, responses and developments;
- continue to develop and enhance our products and products in development;
- obtain regulatory clearance or approval to commercialize new products and enhance our existing products;
- expand our presence in international markets;
- perform clinical and economic research and studies on our existing products and current and future product candidates; and
- attract, retain and motivate qualified personnel.

We may allocate significant amounts of capital toward products or technologies for which market demand is lower than anticipated and, as a result, we may subsequently abandon such efforts. If we are unable to obtain adequate financing or financing on terms satisfactory to us when we require it, or if we expend capital on projects that are not successful, our ability to continue to support our business growth and to respond to business challenges could be significantly limited, and we may even have to scale back our operations. We can also be negatively affected by general economic conditions. Because of our limited operating history, we may not have insight into trends that could emerge and negatively affect our business. As a result of these or other risks, our business strategy might not be successful.

We have derived nearly all of our revenues from sales of a limited portfolio of knee replacement products and may not be able to maintain or increase revenues from these products. A substantial portion of our revenues are derived from a small number of customers.

To date, we have derived nearly all of our revenues from sales of our knee replacement products, and we expect that sales of these products will continue to account for the majority of our revenues for at least the next several years. If we are unable to achieve and maintain significantly greater market acceptance of these products, we may be materially constrained in our ability to fund our operations and the development and commercialization of improvements and other products. Any factors that negatively impact sales or growth in sales of our current products, including the size of the addressable markets for these products, our failure to convince surgeons to adopt our products, competitive factors and other factors described in these risk factors, could adversely affect our business, financial condition and operating results.

In addition, as part of our commercial strategy we work to significantly increase our sales in targeted markets by focusing on high-volume, influential surgeons who use our products. As a result, orders from a relatively small number of surgeons provide a significant portion of our total revenue. The loss of, or significant curtailment of orders by, several of our high-volume doctors at the same time, including curtailments due to reduced reimbursement rates, adoption of our competitors' products or the timing of orders by these doctors, may adversely affect our results of operations and financial condition.

We may not be successful in the development of, obtaining regulatory clearance for, or commercialization of, additional products.

We are expanding our offerings to include an additional joint replacement product for the knee, the iTotal PS, which we launched commercially, and have filed for FDA marketing clearance for a hip replacement product, the iTotal Hip. We initially filed for marketing clearance of the iTotal Hip in 2015 with the FDA; however, after consultation with the FDA, we elected to withdraw the application and, on September 28, 2016, we filed a new application seeking 510(k) clearance of our iTotal Hip. However, we may not be able to successfully commercialize the iTotal PS, and we may not be able to develop or obtain regulatory approval or clearance of or successfully commercialize the iTotal Hip on a timely basis or at all. Any factors that delay the commercial launch of, including the process for obtaining regulatory clearance for, additional products, or result in sales of additional products increasing at a lower rate than expected, could adversely affect our business, financial condition and operation results. In addition, even if we do launch additional products, there can be no assurance that these additional products will be accepted in the market or commercially successful or profitable.

With the exception of our iTotal Hip, all of the products we currently market in the United States have either received pre-market clearance under Section 510(k) of the Federal Food, Drug, and Cosmetic Act, or the FDCA, or are exempt from pre-market review. The FDA's 510(k) clearance process requires us to show that our proposed product is "substantially equivalent" to another legally marketed product that did not require premarket approval. This process is shorter and typically requires the submission of less supporting documentation than other FDA approval processes and does not always require clinical studies. To date, we have not been required to conduct clinical studies or obtain clinical data in order to obtain regulatory clearance in the United States for our products. Additionally, to date, we have not been required to complete clinical studies in connection with obtaining regulatory clearance for the sale of our products outside the United States. If we must conduct clinical studies or obtain clinical data to obtain regulatory clearance or approval for any of our products in the United States or elsewhere. The results of such studies may not be sufficient to support regulatory clearance or approval. In addition, our costs of developing and the time to develop our products would increase significantly. Moreover, even if we obtain regulatory clearance or approval to market a product, the FDA, in the United States, or a Notified Body, in the EU, has the power to require us to conduct postmarketing studies beyond those we contemplate conducting. We may need to raise additional funds to support any such clinical efforts, and if we are required to conduct such clinical efforts, our results of operations would be adversely affected.

We are in a highly competitive market and face competition from large, well-established companies as well as new market entrants.

The market for orthopedic replacement products generally, and for knee and hip implant products in particular, is intensely competitive, subject to rapid change and dominated by a small number of large companies. Our principal competitors are the major producers of prosthetic knee and hip replacement products. We also compete with numerous smaller companies, many of whom have a significant regional market presence. In addition, a number of companies are developing biologic cartilage repair solutions to address osteoarthritis of the knee that could reduce the demand for knee replacement procedures and products. See "Business—Competition." Stem cell therapies and other new, emerging therapies could reduce or obviate the need for joint replacement surgery in the future.

Many of our larger competitors are either publicly traded or divisions or subsidiaries of publicly traded companies, and enjoy several competitive advantages over us, including:

- greater financial resources, cash flow, capital markets access and other resources for product research and development, sales and marketing and litigation;
- significantly greater name recognition;
- established relations with, in some cases over decades, orthopedic surgeons, hospitals and other medical facilities and third-party payors;

- established products that are more widely accepted by, a greater number of orthopedic surgeons, hospitals and other medical facilities and third-party payors;
- more complete lines of products for knee or other joint replacements;
- larger and more well-established distribution networks with significant international presence;
- products supported by long-term clinical data and long-term product survivorship data;
- greater experience in obtaining and maintaining FDA and other regulatory approvals or clearances for products and product enhancements; and
- more expansive portfolios of intellectual property rights and greater funds available to engage in legal action.

As a result of these advantages, our competitors may be able to develop, obtain regulatory clearance or approval for and commercialize products and technologies more quickly than us, which could impair our ability to compete. If alternative treatments are, or are perceived to be, superior to our products, or if we are unable to increase market acceptance of our products, as compared to existing or competitive products, sales of our products could be negatively affected and our results of operations could suffer. Our competitors also may seek to copy our products using similar technologies for use in other joints or applications into which we have not yet expanded, which would have the effect of reducing the market potential of our current or future products. In addition, based on their favorable attributes, we expect our products to be offered at higher price points than some competitive products, and our pricing decisions may make our products less competitive.

We are deploying a new business model in an effort to disrupt a relatively mature industry. In order to become profitable, we will need to scale this business model considerably through increased sales.

Our business model, based on our iFit Image-to-Implant technology platform and our just-in-time delivery is new to the joint replacement industry. We manufacture our customized replacement implants and iJigs to order and do not maintain significant inventory of finished product. We deliver the customized replacement implants and iJigs to the hospital days in advance of the scheduled arthroplasty procedure. In order to deliver our product on a timely basis, we must execute our processes on a defined schedule with limited room for error. Our competitors generally sell from a pre-produced inventory and can sell products and satisfy demand without being as dependent on business continuity. Even minor delays or interruptions to our design, manufacturing or delivery processes could result in delays in our ability to deliver products to specification, or at all, thereby significantly impacting our reputation and our ability to make commercial sales. In order to become profitable, we will need to significantly increase sales of our existing products and successfully develop and commercially launch future products at a scale that we have not yet achieved. In order to increase our gross margins we will need, among other things, to:

- increase sales of our products;
- negotiate more favorable prices for the materials we use to manufacture our products;
- negotiate more favorable prices for the manufacture of certain components of our products that are manufactured for us by third parties;
- deploy new versions of our software that reduce the costs associated with the design of our products; and
- expand our internal manufacturing capabilities to manufacture certain components of our products at a lower unit cost than vendors we currently use.

However, we may not be successful in achieving these objectives, and our gross margins may not increase, or could even decrease. We may not be successful in executing on our business model, in increasing our gross margins or in bringing our sales and production up to a scale that will be profitable, which would have a material adverse effect on our financial condition, results of operations and cash flows.

To be commercially successful, we must convince orthopedic surgeons that our joint replacement products are attractive alternatives to our competitors' products.

Orthopedic surgeons play a significant role in determining the course of treatment and, ultimately, the type of product that will be used to treat a patient. Acceptance of our products depends on educating orthopedic surgeons as to the distinctive characteristics, perceived clinical benefits, safety and cost-effectiveness of our products as compared to our competitors' products. If we are not successful in convincing orthopedic surgeons of the merits of

our products or educating them on the use of our products, they may not use our products and we will be unable to increase our sales or reach profitability.

We believe orthopedic surgeons will not widely adopt our products unless they determine, based on experience, clinical data and published peer-reviewed journal articles, that our products and the techniques to implant them provide benefits to patients and are attractive alternatives to our competitors' products. Surgeons may be hesitant to change their medical treatment practices for the following reasons, among others:

- comfort and experience with competitive products;
- perceived differences in surgical technique;
- existing relationships with competitors, competitive sales representatives and competitive distributors;
- lack or perceived lack of evidence supporting additional patient benefits from use of our products compared to competitive products, especially products that may claim to be "customized," "patient-specific," "personalized" or "individually-made";
- perceived convenience of using products from a more complete line of products than we offer, including as a result of our lack of a joint revision system;
- perceived liability risks generally associated with the use of new products and procedures, including the lack of long-term clinical data;
- perceived risks of failure of timely delivery as a result of our "just in time" manufacturing and delivery model
- damage to our reputation as a result of our recent voluntary recall;
- unwillingness to wait for the implants to be delivered;
- unwillingness to submit patients to computed tomography, or CT, scans;
- higher cost or perceived higher cost of our products compared to competitive products; and
- the additional time commitment that may be required for training.

If clinical, functional or economic data does not demonstrate the benefits of using our products, surgeons may not use our products. In such circumstances, we may not achieve expected sales and may be unable to achieve profitability. To understand the clinical, functional and economic benefits of using our products, surgeons may refer to published studies sponsored by us, conducted by orthopedic surgeons who were paid consultants to us or conducted independently by orthopedic surgeons comparing our customized products to off-the-shelf products. To the extent such studies do not report favorably on our products, surgeons may be less likely to use our products. We are aware of two such clinical studies. The first was published in the Journal of Arthroplasty in 2016, conducted by a single surgeon and involving only 21 iTotal CR patients, in which our iTotal CR product performed less well than off-the-shelf knee replacement products. This study compared our iTotal CR product to posterior-stabilized and non-cemented rotating platform CR implants, which we believe makes the comparison of questionable value. The measures on which our iTotal CR product performed less well than the off-the-shelf products were range of motion at six weeks (although our iTotal CR product performed equally well at the patient's two year follow-up), Satisfaction and KSS pain scores at two years post-surgery and manipulation under anesthesia, or MUA, a procedure used post-operatively to adjust a knee replacement implant to improve its function. The second such study was published in Kansas Journal of Medicine in 2016 and investigated MUA rates in 21 patients with the iTotal CR and 57 patients with an off-the-shelf PS implant performed by a single surgeon. The measures on which our iTotal CR product performed less well than the off-the-shelf products were range of motion at six weeks and MUA rates. However, in a multi-center study of our iTotal CR product involving 360 patients for which we provided financial support, the 3.11% rate of MUA for our iTotal CR product was substantially lower than the 28.6% rate of MUA shown in these single surgeon studies. Additionally, the patients who had completed their one year follow-up in the multicenter study reported a 92% satisfaction rate. See "Business-Clinical studies" for additional information on this multi-center study. By comparison, the rate of MUA reported in a separate study of off-the-shelf implants was 4.6%.

Moreover, overall patient satisfaction with our products, as observed by individual surgeons, will continue to be an important factor in surgeons' deciding to use our products for joint replacement procedures. The success of any particular joint replacement procedure, and a patient's satisfaction with the procedure, is dependent on the technique and execution of the procedure by the surgeon. Even if our iJigs and implants are manufactured exactly to specification, there is a risk that the surgeon makes a mistake during a procedure, leading to patient dissatisfaction with the procedure. In addition, following joint replacement procedures, fibrosis, scarring and other

issues unrelated to the choice of implant product can lead to patient dissatisfaction. Furthermore, based on their prior experience using non-customized, off-the-shelf implant products, surgeons may be accustomed to making modifications to the implant components during a procedure. Because our products are already individually-made to fit the unique anatomy of each patient, modifications made to the implant components or the process of fitting the implant during the surgical procedure are not recommended and may result in negative surgical outcomes. If patients do not have a good outcome following procedures conducted using our products, surgeons' views of our products may be negatively impacted.

The first step in the process for a patient to receive one of our joint replacement products involves a CT scan of the patient's affected joint and one or two CT images of other biomechanically relevant joints. CT scans involve the use of radiation to image the bone and other tissue in the scanned joint. Surgeons may be reluctant to recommend, and patients may be reluctant to undertake, a procedure that involves this imaging modality as a result of the actual or perceived risks of exposure to radiation as part of the CT scan. The use of an off-the-shelf joint replacement product generally does not require a CT scan. As a result, surgeons and patients may view the alternative joint replacement approaches that do not require a CT scan as more attractive. Competitors may promote their products on this basis, and as a result, our sales, revenue and profitability may be adversely affected.

Surgeons, hospitals and independent sales representatives and distributors may have existing or future relationships with other medical device companies that make it difficult for us to establish new or continued relationships with them; as a result, we may not be able to sell and market our products effectively.

We believe that to sell and market our products effectively, we must establish relationships with key surgeons and hospitals and other medical facilities in the field of orthopedic surgery. Many of these key surgeons and hospitals and other medical facilities already have long-standing relationships with large, well-known companies that dominate the medical devices industry. Some of these relationships may be contractual, such as collaborative research programs or consulting relationships. Because of these existing relationships, surgeons and hospitals and other medical facilities may be reluctant or unable to adopt our products to the extent our products compete with, or have the potential to compete with, products supported by these existing relationships. Even if these surgeons and hospitals and other medical facilities purchase our products, they may be unwilling to provide us with follow up clinical and economic data important to our efforts to distinguish our products.

We also work with independent sales representatives and distributors to market, sell and support our products in the United States and international markets. If our independent sales representatives and distributors believe that a relationship with us is less beneficial than other relationships they may have with more established or well-known medical device companies, they may be unwilling to establish or continue their relationships with us, making it more difficult for us to sell and market our products effectively.

The success of our products is dependent on our ability to demonstrate their clinical benefits.

To date, we have collected only limited clinical data supporting the favorable attributes of our iUni, iDuo and iTot CR knee replacement products and no clinical data regarding our iTot PS knee replacement product or iTot Hip replacement product, which is currently in development. Our ongoing or future clinical studies may not yield the results that we expect to obtain and may not demonstrate that our products are superior to, or may demonstrate that our products are inferior to, off-the-shelf products with regard to clinical, functional or economic measures. Long-term device survivorship data for our products may show that the survivorship of our customized joint replacement products is shorter than that of off-the-shelf products. Competitors may initiate their own clinical studies which may yield data that is inconsistent with data from our studies or data showing the superiority of their products over our products.

The safety and efficacy of our products is supported by limited short- and long-term clinical data, and our products might therefore prove to be less safe and effective than initially thought.

To date, we have obtained regulatory clearance for our products in the United States without conducting premarket clinical studies, and we do not believe that we will need premarket clinical data in order to obtain regulatory clearance in the United States for additional knee products or iTot Hip. Additionally, to date, we have not been required to complete premarket clinical studies in connection with obtaining regulatory approval for the sale of our products outside the United States, and we do not believe that we will need premarket clinical data in order to obtain regulatory clearance in most jurisdictions outside the United States for additional knee products or iTot Hip. However, to date, the regulatory agencies in the EU have required us to perform post-market clinical studies on our cleared products and may continue to do so with respect to our future products. As a result of the

absence of premarket clinical studies, we currently lack the breadth of published long-term clinical data supporting the safety and efficacy of our products and the benefits they offer that might have been generated in connection with other approval processes. For these reasons, orthopedic surgeons may be slow to adopt our products, we may not have comparative data that our competitors have or are generating and we may be subject to greater regulatory and product liability risks. Further, future patient studies or clinical experience may indicate that treatment with our products does not improve patient outcomes. Such results would slow the adoption of our products by orthopedic surgeons, reduce our ability to achieve expected sales and could prevent us from achieving or sustaining profitability. Moreover, if future results and experience indicate that our products cause unexpected or serious complications or other unforeseen negative effects, we could be subject to mandatory product recalls, suspension or withdrawal of FDA clearance or approval, loss of our ability to CE Mark our products, significant legal liability or harm to our business reputation.

If we are unable to continue to develop new products and technologies in a timely manner, or if we develop new products and technologies that are not accepted by the market, the demand for our products may decrease or our products could become obsolete, and our revenue and profitability may decline.

We are continually engaged in product development, research and improvement efforts. Our ability to grow sales depends on our capacity to keep up with existing or new products and technologies in the joint replacement product markets. If our competitors are able to develop and introduce new products and technologies before us, they may gain a competitive advantage and render our products and technologies obsolete. The additional markets into which we plan to expand our business are subject to similar competitive pressures and our ability to successfully compete in those markets will depend on our ability to develop and market new products and technologies in a timely manner.

We believe that offering a broad line of joint replacement products is important to convincing surgeons to use our products generally. If market acceptance of iTotal PS is less than we expect, the growth in sales of our existing products may slow and our financial results would be adversely affected. The success of our product development efforts will depend on many factors, including our ability to:

- create innovative product designs;
- accurately anticipate and meet customers' needs;
- commercialize new products in a timely manner;
- differentiate our offerings from competitors' offerings;
- achieve positive clinical outcomes with new products;
- demonstrate the safety and reliability of new products;
- satisfy the increased demands by healthcare payors, providers and patients for shorter hospital stays, faster post-operative recovery and lower-cost procedures;
- provide adequate medical education relating to new products; and
- manufacture and deliver implants and instrumentation in sufficient volumes on time.

Moreover, research and development efforts may require a substantial investment of time and resources before we are adequately able to determine the commercial viability of a new product, technology or other innovation. Our research and development efforts may result in products or technologies for which market demand is lower than anticipated or for which we are otherwise unable to adequately commercialize and, as a result, abandon, defer or modify such efforts. Our competition may respond more quickly to new or emerging technologies, undertake more effective marketing campaigns, adopt more aggressive pricing policies, have greater financial, marketing and other resources than us or may be more successful in attracting potential customers, employees and strategic partners.

Even in the event that we are able successfully to develop new products and technologies, they may not produce revenue in excess of the costs of development and may be quickly rendered obsolete as a result of changing customer preferences, changing demographics, slowing industry growth rates, declines in the knee or other orthopedic replacement implant markets, evolving surgical philosophies, evolving industry standards or the introduction by our competitors of products embodying new technologies or features. New materials, product designs and surgical techniques that we develop may not be accepted quickly, in some or all markets, because of, among other factors, entrenched patterns of clinical practice, the need for regulatory clearance and uncertainty with respect to third-party reimbursement of procedures that utilize our products.

If surgeons, hospitals and other medical facilities are unable to obtain favorable reimbursement rates from third-party payors for procedures involving use of our products, if third-party payors adopt policies that preclude payment for the use of our products, or if reimbursement from third-party payors for such procedures significantly declines, surgeons, hospitals and other medical facilities may be reluctant to use our products and our sales may decline.

In the United States, surgeons and hospitals and other medical facilities who purchase medical devices such as our products generally rely on third-party payors, principally federal Medicare, state Medicaid and private health insurance plans, to pay for all or a portion of the costs and fees associated with the joint replacement surgery and the products utilized in the procedure, including the cost of our products. Our customers' access to adequate coverage and reimbursement for the procedures performed using our products by government and third-party payors is central to the acceptance of our current and future products. Payors may view new products or products that have only recently been launched or with limited clinical data available, including the iTotal CR, iTotal PS and iTotal Hip, as investigational, unproven or experimental, and on that basis may deny coverage of procedures involving use of our products. For example, we are aware of certain private insurers that at this time consider the use of custom implants or patient-specific instrumentation for knee replacement surgery as investigational, unproven or experimental. In addition, the American Academy of Orthopedic Surgeons currently does not recommend using patient-specific instrumentation. We may be unable to sell our products on a profitable basis if government and third-party payors deny coverage for such procedures or set reimbursement rates at unfavorable levels for procedures involving use of our products. Further, if hospitals participating in the new Medicare CJR program do not use our products in the volumes we anticipate, it may have an adverse impact on our sales going forward.

To contain costs of new technologies, governmental healthcare programs and third-party payors are increasingly scrutinizing new and even existing treatments by requiring extensive evidence of favorable clinical outcomes and cost effectiveness. Surgeons, hospitals and other medical facilities may not purchase our products if they do not receive satisfactory reimbursement from these third-party payors for the cost of the procedures using our products. Payors continue to review their coverage policies carefully, and to implement new policies, for existing and new therapies and can, without notice, deny coverage for treatments that include the use of our products. If third-party payors refuse coverage for these procedures or if we are not able to be reimbursed at cost-effective levels, this could have a material adverse effect on our business and operations.

The first step in the process for a patient to receive one of our joint replacement products involves a CT scan of the patient's affected joint and one or two CT images of other biomechanically relevant joints. The cost of the CT scan is not always reimbursed by third-party payors. In addition, the costs of alternative imaging techniques that we could substitute for a CT scan in our iFit process, such as magnetic resonance imaging, or MRI, generally, are higher than the cost of a CT scan. If third-party payors do not reimburse the costs of the CT scan or any alternative imaging technique, we could find that we have to pay these costs ourselves, or reduce the prices of our products that we charge hospitals and other medical facilities that bear these costs, in order to maintain market acceptance of our products. In such event, our costs of sales would increase and our profitability would be adversely affected.

The Patient Protection and Affordable Care Act, as amended by the Health Care and Education Reconciliation Act of 2010 or, collectively, the PPACA, has changed how some healthcare providers are reimbursed by the Medicare program and some private third-party payors. As physicians consolidate into Accountable Care Organizations, or ACOs, these physicians, through the ACOs, are taking on the financial risk for providing care to all patients in their ACO. Medicare and some private third-party payors provide a set global, annual payment per beneficiary or member of the ACO. ACOs use these payments to provide care for their patients. When the cost of providing care is less than payments received, the ACO shares the savings with Medicare and the private third-party payors. ACOs are therefore incentivized to control and reduce the cost of patient care. Attempts to control and reduce the cost of care within an ACO could result in fewer referrals for elective surgery, or require the use of the least expensive implant available, either or both of which could cause our revenue to decline.

U.S. President Donald Trump and other U.S. lawmakers have made statements about potentially repealing and/or replacing the PPACA and other associated laws, although specific legislation for such a repeal or replacement has not yet been introduced. To the extent that future changes affect how our products are paid for and reimbursed by government and private payers, or otherwise affect our business, our business could be adversely impacted.

Outside of the United States, reimbursement systems vary significantly by country. Many foreign markets have government-managed healthcare systems that govern reimbursement for orthopedic implants and procedures. Many countries use a system of Diagnosis Related Groups to set a price for a particular medical procedure,

including orthopedic implants that will be used in that procedure. In the EU, the pricing of medical devices is subject to governmental control, and pricing negotiations with governmental authorities can take considerable time after a device has been CE marked. To obtain reimbursement or pricing approval in some countries, we may be required to supply data that compares the cost-effectiveness of our products to other available therapies. Additionally, some foreign reimbursement systems provide for limited payments in a given period and therefore result in extended collection periods. Further, reimbursement rates for our products in other jurisdictions, including in Germany, where in the past we have attained reimbursement rates at higher price points than some competitive products, has changed negatively for certain of our products and could further change negatively in Germany and other jurisdictions.

In January 2017, the rate of reimbursement for surgical procedures using our products in Germany was changed. Previously, all procedures in which our products were used were reimbursed under the same reimbursement code, or "Sonderprothesen", OPS code 5.822.91. Beginning January 1, 2017, the reimbursement for surgical procedures using our iTotal CR and iTotal PS products increased by approximately 3.7%, while the reimbursement for surgical procedures using our iUni products decreased by approximately 36.3%, and the reimbursement for surgical procedures using our iDuo products decreased by approximately 27.0%. We believe that the change in the rate of reimbursement for surgical procedures using our iTotal CR and iTotal PS products will not materially impact sales in Germany. However, we believe that the change in the rate of reimbursement for surgical procedures using our iUni and iDuo products will adversely impact our pricing and sales in Germany.

If reimbursement of our products is unavailable or limited in scope or amount, or if pricing is set at unsatisfactory levels, it may not be profitable to sell our products outside of the United States, which would negatively affect the long-term growth of our business.

We are subject to cost-containment efforts of hospitals and other medical facilities and group purchasing organizations, which may have a material adverse effect on our financial condition, results of operations and cash flows.

In order for surgeons to use our products, the hospitals and other medical facilities where these surgeons treat patients typically require us to enter into purchasing contracts. The process of negotiating a purchasing contract can be lengthy and time-consuming, require extensive management time and may not be successful. In addition, many of our customers and potential customers are members of group purchasing organizations that are focused on containing costs. Group purchasing organizations negotiate pricing arrangements with medical supply and device manufacturers, and these negotiated prices are made available to a group purchasing organization's affiliated hospitals and other medical facilities. If we do not have pricing agreements with group purchasing organizations, their affiliated hospitals and other medical facilities may be less likely to purchase our products. Our failure to complete purchasing contracts with hospitals or other medical facilities or contracts with group purchasing organizations may cause us to lose market share to our competitors and could have a material adverse effect on our sales, financial condition, results of operations and cash flows. Our competitors may also elect to lower their prices in select accounts, thereby rendering our products non-competitive on the basis of price, with resulting losses in sales to these accounts.

If we are unable to train orthopedic surgeons on the safe and appropriate use of our products, we may be unable to achieve our expected growth.

An important part of our sales process includes training surgeons on the safe and appropriate use of our products. If we become unable to attract potential new surgeon customers to our training programs, or if we are unable to attract existing customers to training programs for future products, we may be unable to achieve our expected growth.

There is a learning process involved for orthopedic surgeons to become proficient in the use of our products. It is critical to the success of our commercialization efforts to train a sufficient number of orthopedic surgeons and to provide them with adequate instruction in the use of our products. This training process may take longer than expected and may therefore affect our ability to increase sales. Following completion of training, we rely on the trained surgeons to advocate the benefits of our products in the broader marketplace. Convincing surgeons to dedicate the time and energy necessary for adequate training of themselves or other surgeons is challenging, and we may not be successful in these efforts. If surgeons are not properly trained, they may misuse or ineffectively use our products. This may also result in unsatisfactory patient outcomes, patient injury, negative publicity or lawsuits against us, any of which could have an adverse effect on our business.

Although we believe our training methods for surgeons are conducted in compliance with FDA and other applicable regulations, if the FDA or other applicable government agency determines that our training constitutes promotion of an unapproved use or other inappropriate promotion, they could request that we modify our training or subject us to regulatory enforcement actions, including the issuance of a warning letter, injunction, seizure, civil fine and criminal penalty.

We rely on our direct sales force to sell our products in targeted geographic regions and any failure to maintain our direct sales force could harm our business.

We rely on our direct sales force to market and sell our products in targeted geographic regions in the United States, Germany and the United Kingdom. We do not have any long-term employment contracts with the members of our direct sales force. The members of our direct sales force are highly trained and possess substantial technical expertise, and the loss of these personnel to competitors or otherwise could materially harm our business. If we are unable to retain our direct sales force personnel or replace them with individuals of equivalent technical expertise and qualifications, or if we are unable to successfully instill such technical expertise in replacement direct sales force personnel, our revenues and results of operations could be materially harmed.

If our relationships with independent sales representatives and distributors are not successful, our ability to market and sell our products would be harmed.

We depend on relationships with independent sales representatives and distributors of orthopedic implants and instrumentation for the marketing and sales of our products in geographic regions that are not targeted by our direct sales force, including parts of the United States, Switzerland, Hong Kong and Singapore. Revenues generated from the sales of our products by independent sales representatives represented approximately 71% of our total revenue from sales of our products in the United States for the year ended December 31, 2016, approximately 61% of our total revenue from sales of our products in the United States for the year ended December 31, 2015 and approximately 52% of our total revenue from sales of our products in the United States for the year ended December 31, 2014. We did not generate any revenue from sales of our products by independent sales representatives outside the United States in the years ended December 31, 2016, 2015 and 2014. Revenues generated from the sales of our products to distributors represented approximately 5% of our total revenue from sales of our products outside the United States for the years ended December 31, 2016 and 2015, and approximately 4% of our total revenue from sales of our products outside the United States for the year ended December 31, 2014. We did not generate any revenue from sales of our products to distributors in the United States in the years ended December 31, 2016, 2015 and 2014. We have entered into agreements with these independent sales representatives and distributors; we have a limited ability, however, to influence the efforts of these independent sales representatives and distributors. Relying on independent sales representatives and distributors for our sales and marketing could harm our business for various reasons, including:

- agreements may terminate prematurely due to disagreements or may result in litigation;
- we may not be able to renew existing agreements on acceptable terms;
- our independent sales representatives and distributors may not devote sufficient resources to the sale of products;
- our independent sales representatives and distributors may be unsuccessful in marketing our products;
- our existing relationships with distributors may preclude us from entering into additional future arrangements with other distributors; and
- we may not be able to negotiate future agreements on acceptable terms or at all.

None of our independent sales representatives or distributors have been required to sell our products exclusively and many of them may freely sell the products of our competitors. We cannot be certain that they will prioritize selling our products over those of our competitors, and our competitors may enter into arrangements with our independent sales representatives and distributors that require them to cease distributing our products. If one or more of our independent sales representatives or any of our key distributors were to cease selling or distributing our products, our sales could be adversely affected. In such a situation, we may need to seek alternative relationships with independent sales representatives and distributors or increase our reliance on our other independent sales representatives or distributors or our direct sales force, which may not prevent our sales from being adversely affected. Additionally, to the extent that we enter into additional arrangements with independent sales representatives or distributors to perform sales, marketing or distribution services, the terms of the arrangements could cause our product margins to be lower than if we directly marketed and sold our products.

The current global economic uncertainties may adversely affect our results of operations.

Our results of operations could be substantially affected by global economic conditions and local operating and economic conditions, which can vary substantially by market. Although the U.S. economy continues to recover from the worst recession in decades, unemployment and consumer confidence have not rebounded as quickly as in some prior recessions, resulting in reduced numbers of insured patients and the deferral of some elective joint replacement procedures. Global economic conditions remain uncertain. Much of Europe remains in recession as the credit ratings of several European countries and the possibility that certain European Union member states will default on their debt obligations have contributed to significant uncertainty about the stability of global credit and financial markets. In addition, the Chinese economy has recently showed slowing growth, and economies of oil producing regions are weakening, in some cases rapidly and significantly as a result of volatility in the supply and price of oil. Challenges and pressures in the global economy may ultimately impact joint replacement procedure volumes, average selling prices and reimbursement rates from third-party payors, any of which could adversely affect our results of operations.

Unfavorable economic conditions can depress sales in a given market and may result in actions that adversely affect our margins, constrain our operating flexibility or result in charges which are unusual or non-recurring. Certain macroeconomic events, such as the continuing adverse conditions in the global economy, the recent recessions in Europe, the Eurozone crisis and the softening Chinese economy could have a more wide-ranging and prolonged impact on the general business environment, which could also adversely affect us. These economic developments could affect us in numerous ways, many of which we cannot predict. Among the potential effects could be:

- an increase in our variable interest rates;
- an inability to access credit markets should we require external financing;
- a reduction in the purchasing power of our European Union customers due to a deterioration of the value of the euro;
- inventory issues due to financial difficulties experienced by our suppliers and customers, including distributors; and
- delays in collection.

In addition, it is possible that further deteriorating economic conditions, and resulting U.S. federal budgetary concerns, could prompt the U.S. federal government to make significant changes in the Medicare program, which could adversely affect our results of operations. We are unable to predict the likely duration and severity of the current disruption in financial markets and adverse economic conditions, or the effects these disruptions and conditions could have on us.

If passed into law, the exit of the United Kingdom from membership in the European Union could adversely affect our financial results and our operations in the United Kingdom and the European Union.

The announcement of the Referendum of the United Kingdom's, or the U.K., Membership of the European Union (E.U.), or Brexit, advising for the exit of the United Kingdom from the European Union, could adversely affect our sales and other business operations in the U.K., including our existing and future customers and employees in the U.K and E.U. The Referendum is non-binding; however, if passed into law, negotiations would determine the future terms of the U.K.'s relationship with the E.U., including the terms of trade. In addition, Brexit could lead to legal uncertainty and potentially divergent national laws and regulations as the U.K. determines which E.U. laws to replace or replicate. The measures could potentially disrupt the markets we serve and the tax jurisdictions in which we operate and adversely change tax benefits or liabilities in these or other jurisdictions, and may cause us to lose customers and employees. Furthermore, we translate sales and other results denominated in foreign currency into U.S. dollars for our financial statements. The announcement of Brexit was followed by significant volatility in global stock markets and currency exchange rates, as well as a strengthening of the U.S. dollar against foreign currencies in which we conduct business. Volatility in stock or currency markets, as well as the strengthening of the U.S. dollar relative to other currencies each could adversely affect our financial results.

Economic uncertainty may reduce patient demand for knee or other joint replacement procedures. If there is not sufficient patient demand for the procedures for which our products are used, customer demand for our products would likely drop, and our business, financial condition and results of operations would be harmed.

The orthopedics industry in which we operate is vulnerable to economic trends. Joint replacement procedures are elective procedures, the cost of which may not be fully covered by or reimbursable through government, including Medicare or Medicaid, or private health insurance. In times of economic uncertainty or recession, individuals may reduce the amount of money that they spend on deferrable medical procedures, including joint replacement procedures. Economic downturns in the United States and international markets could have an adverse effect on demand for our products.

Our existing and any future indebtedness could adversely affect our ability to operate our business.

As of December 31, 2016, we did not have any debt under our credit facility with the Massachusetts Development Finance Agency, referred to as the MDFA facility, because the remaining loan balance of \$0.2 million was voluntarily prepaid in December 2016.

In January 2017, we entered into a senior secured \$50 million loan and security agreement (the "2017 Secured Loan Agreement") with Oxford Finance, LLC ("Oxford"), consisting of three term loans issued by Oxford, (the "Oxford Term Loans"), with \$15 million issued for each of the first two term loans and \$20 million issued for the third term loan, in each case, subject to the satisfaction of certain revenue milestones and customary drawdown conditions. In January 2017, in connection with our entry into the 2017 Secured Loan Agreement, we drew down the first \$15 million term loan. For further information regarding this facility, see "Note R—Subsequent Events—2017 Secured Loan Agreement" in the financial statements and related notes appearing elsewhere in this Annual Report on Form 10-K. The credit facility also includes events of default, the occurrence and continuation of which could cause interest to be charged at the rate that is otherwise applicable plus 5.0% and would provide Oxford, as collateral agent with the right to exercise remedies against us and the collateral securing the credit facility, including foreclosure against assets securing the credit facilities, including the Company's cash. These events of default include, among other things, the Company's failure to pay any amounts due under the credit facility, a breach of covenants under the credit facility, the Company's failure to meet defined measures of financial performance, the Company's insolvency, a material adverse change, the occurrence of any default under certain other indebtedness in an amount greater than \$500,000, one or more judgments against us in an amount greater than \$500,000, a material adverse change with respect to any governmental approval and any delisting event.

Our financial obligations and contractual commitments, including any additional indebtedness that we may incur, could increase our vulnerability to adverse changes in general economic, industry and market conditions; limit our flexibility in planning for, or reacting to, changes in our business and the industry in which we compete; and place us at a competitive disadvantage compared to our competitors that have less debt or better debt servicing options. Additionally, with respect to our current indebtedness and any future debt that we may secure, our failure to perform financially according to the terms of the loan agreement or otherwise perform or satisfy the covenants of the loan agreement could materially adversely affect us, for example, by causing us to pay increased interest, causing us to have to repay some or all of the principal of the loan on an accelerated basis, providing the lender with the ability to foreclose the loan, causing the lender to have recourse against some or all of our assets used as collateral in the loan, including, without limitation, our cash, our intellectual property, any other of our assets, and triggering other potentially adverse consequences under the terms of any loan agreement.

Our inability to maintain adequate working relationships with external research and development consultants and surgeons could have a negative impact on our ability to market and sell new products.

We maintain professional working relationships with external research and development consultants and leading surgeons and medical personnel in hospitals and universities who assist in product research and development and training. We continue to emphasize the development of proprietary products and product improvements to complement and expand our existing product line. It is possible that U.S. federal and state laws requiring us to disclose payments or other transfers of value, such as free gifts or meals, to physicians and other healthcare providers could have a chilling effect on these relationships with individuals or entities that may, among other things, want to avoid public scrutiny of their financial relationships with us. In addition, consultants, surgeons and medical personnel in hospitals and universities may be subject to conflict of interest policies that limit our ability to engage these individuals as our advisors and in connection with future development and training efforts. If we are unable to establish and maintain our relationships with consultants, surgeons and medical personnel, our ability to

develop and sell new and improved products could decrease, and our future operating results could be unfavorably affected.

Fluctuations in insurance cost and availability could adversely affect our profitability or our risk management profile.

We hold a number of insurance policies, including product liability insurance, directors' and officers' liability insurance, business interruption insurance, property insurance and workers' compensation insurance. The cost of maintaining product liability insurance on implantable medical devices has increased substantially over the past few years and could continue to substantially increase, due to general market trends, as part of an evaluation of our specific loss history and other factors. If the costs of maintaining adequate insurance coverage should increase significantly in the future, our operating results could be materially adversely affected. Likewise, if any of our current insurance coverage should become unavailable to us or become economically impractical, we would be required to operate our business without indemnity from commercial insurance providers. Similarly, if we exhaust our current insurance coverage for any given policy period, we would be required to operate our business without indemnity from commercial insurance providers for any claims made that are attributable to that policy period.

Consolidation in the healthcare industry could lead to demands for price concessions or the exclusion of some suppliers from certain of our markets, which could have an adverse effect on our business, financial condition or operating results.

Because healthcare costs have risen significantly over the past decade, numerous initiatives and reforms initiated by legislators, regulators and third-party payors to curb these costs have resulted in a consolidation trend in the healthcare industry to create new companies with greater market power, including hospitals. As the healthcare industry consolidates, competition to provide products and services to industry participants has become and will continue to become more intense. This in turn has resulted and likely will continue to result in greater pricing pressures and the exclusion of certain suppliers from important market segments as group purchasing organizations, independent delivery networks and large single accounts continue to use their market power to consolidate purchasing decisions for some of our customers. We expect that market demand, government regulation, third-party reimbursement policies and societal pressures will continue to change the worldwide healthcare industry, resulting in further business consolidations and alliances among our customers, which may reduce competition, exert further downward pressure on the prices of our products and may adversely impact our business, financial condition or operating results.

Risks related to our manufacturing

We may encounter problems or delays in the manufacturing of our products or fail to meet certain regulatory requirements that could result in a material adverse effect on our business and financial results.

We historically manufactured a portion of our products at our facilities in Burlington, Bedford and Wilmington, Massachusetts. We completed the transfer of our manufacturing operations from the Burlington facility to our Wilmington facility in August 2015 and vacated the Burlington facility. We are continuing the build out of our manufacturing capabilities at our Wilmington facility. Manufacturing processes in our Bedford and Wilmington facilities require manufacturing validation and are subject to FDA inspections, as well as inspections by international regulatory agencies, including Notified Bodies for the European Union. We have completed the validation of our manufacturing processes for implant components and instrumentation manufactured at our new Wilmington facility. However, delays in validation of revised or new manufacturing processes or FDA clearance of new manufacturing processes could impact our ability to grow our business in the future.

Our current and planned future products are complex and require the integration of a number of separate components and processes. To become profitable, we must manufacture our products in increased quantities in compliance with regulatory requirements and at an acceptable cost. Increasing our capacity to manufacture our products on this scale may require us to introduce new manufacturing processes, including direct metal laser sintering, or DMLS, 3D printing of metal implant components and vertical integration of the manufacturing process by performing machining, polishing and other finishing services in-house, and to improve internal efficiencies. To date, we have not used 3D printing technology to manufacture commercially the metal implants that are used in our joint replacement systems. In addition, we have limited commercial manufacturing experience with respect to our iTotal PS knee and no commercial manufacturing experience with respect to any future products that we may develop.

If we are unable to satisfy commercial demand for our products due to our inability to manufacture them in compliance with applicable laws and regulations, due to our inability to meet demand with in-house production or

with outside suppliers, or due to temporary or permanent reduced manufacturing capabilities, our business and financial results, including our ability to generate revenue, would be impaired, market acceptance of our products could be diminished and customers may instead purchase our competitors' products.

We may encounter other difficulties in increasing and expanding our manufacturing capacity, including difficulties:

- acquiring raw materials for 3D printing;
- deploying new manufacturing processes, including DMLS 3D printing;
- acquiring manufacturing equipment;
- managing production yields;
- maintaining quality control and assurance;
- maintaining component availability;
- maintaining adequate control policies and procedures;
- hiring and retaining qualified personnel; and
- complying with state, federal and foreign regulations.

Moreover, any significant disruption of our manufacturing operations or damage to our facilities or stores of raw materials for any reason, such as fire or other events beyond our control, including as a result of natural disasters or terrorist attacks, could adversely affect our sales and customer relationships and therefore adversely affect our business.

Possible shortages of, or our inability to obtain, the necessary raw materials that we currently use and intend to use in the future, including in our 3D printing manufacturing processes, could limit our ability to operate and grow our business.

We purchase raw materials, including polymer powders that currently are used, and metal powders we intend to use, in our 3D printing and manufacturing processes from a limited number of third-party suppliers. Because we rely on these few suppliers and generally maintain a forward inventory of these materials sufficient only for approximately three months of supply, there are a number of risks in our business, including:

- potential shortages of these key raw materials;
- potential delays in qualifying a new source of these key raw materials if our current suppliers are unable to supply us with materials that meet our specifications, pass our internal quality control requirements, and meet regulatory requirements;
- discontinuation of a material or other component on which we rely;
- potential insolvency or change of control transactions involving our suppliers; and
- reduced control over delivery schedules, quality and costs.

We currently depend on sole source suppliers for the supply of polymer and metal powders. These sole source suppliers may be unwilling or unable to supply the powders to us reliably, continuously and at the levels we anticipate or are required by the market. We may incur added costs or delays in identifying and qualifying replacement suppliers. In addition, because these suppliers supply large portions of the markets for these materials, there is competition for such supply. As a result of such competition, the prices for these supplies may increase and their availability to us may decrease.

If any of our key suppliers were to decide to discontinue or limit the supply of a raw material that we use, the unanticipated change in the availability of supplies could cause delays in, or loss of, sales, increased production or related costs and damage to our reputation. In addition, because we use a limited number of suppliers, price increases by our suppliers may have an adverse effect on our results of operations, as we may be unable to find an alternative supplier who can supply us at a lower price. As a result, the loss of a limited source supplier could adversely affect our relationships with our customers and our results of operations and financial condition.

We are dependent on third-party suppliers for important manufactured components included in our products, as well as for services that are essential to our manufacturing processes. The loss of any of these suppliers, or their inability to provide us with an adequate supply of components or to complete finishing or other manufacturing services, could limit our ability to operate and grow our business.

We rely on third-party suppliers to manufacture certain implant components, packaging materials, and instrumentation used in our joint replacement products that we do not currently manufacture ourselves. Currently, our in-house manufacturing is limited to our iJigs and the tibial trays used in our total knee implants. We outsource the manufacture of the remainder of the tibial components and femoral and other implant components to third-party suppliers. While we plan to establish additional internal manufacturing capabilities for our implant components, we also expect that we will continue to rely on third-party suppliers to manufacture and supply certain of our implant components. For us to be successful, these manufacturers must be able to provide us with these components in substantial quantities, in compliance with regulatory requirements, in accordance with agreed upon specifications, at acceptable costs and, in particular, on a timely basis. Our anticipated growth could strain the ability of our suppliers to manufacture and deliver an increasingly large supply of implants and components. Manufacturers often experience difficulties in scaling up production, including problems with quality control and assurance.

We generally purchase our outsourced implant components through purchase orders and do not have long-term contractual arrangements with any of our key suppliers. As a result, our suppliers have no obligation to manufacture for us or sell to us any given quantity of implant components. Without such contractual commitments, we could face difficulties in obtaining acceptance for our purchase orders, which could impair our ability to purchase adequate quantities of our implant components. If we are unable to obtain sufficient quantities of high-quality, individually-made components to meet demand on a timely basis, we could lose customers, our reputation may be harmed and our business would suffer. In addition, we currently depend on sole source suppliers for the supply of the reusable instrument trays and related logistics associated with our implant products. These sole source suppliers may be unwilling or unable to supply the trays and logistics services to us reliably, continuously and at the levels we anticipate or are required by the market.

We utilize a "just-in-time" manufacturing and delivery model, with minimal levels of inventories, which could leave us vulnerable to delays or shortages of key components or materials necessary for our products or delays in delivering our products. Any such shortages or delays could result in our inability to satisfy consumer demand for our products in a timely manner or at all, which could harm our reputation, future sales, profitability and financial condition.

As all of our products are individually-made to fit an individual patient, we can assemble our products only after we receive orders from customers and must utilize "just-in-time" manufacturing processes. Supply lead times for components used in our products may vary significantly and depend upon a variety of factors, such as:

- the location of the supplier and proximity to our facilities in Massachusetts;
- the availability of raw materials purchased by our suppliers;
- workforce availability and skill required by the suppliers;
- the complexity in manufacturing the component and general demand for the component;
- delays and disruptions in the manufacturing processes of our vendors; and
- disruptions in the supply chain due to weather conditions and natural disasters affecting suppliers, our employees, and freight carriers.

We generally maintain minimal inventory levels, except for inventories of raw materials used in our 3D printing and manufacturing processes. As a result, an unexpected shortage of supply of key components used to manufacture our products, or an unexpected and significant increase in the demand for our products, could lead to inadequate inventory and delays in shipping our products to customers. Any such delays could result in lost sales and harm to our relationships with surgeons, especially in the event of a missed surgery, which could in turn harm our profitability and financial condition.

Moreover, our suppliers are dependent on commercial freight carriers to deliver implant components to our facilities, and we are dependent on commercial freight carriers to deliver our finished products to hospitals and surgeons. If the operations of these carriers are disrupted for any reason, we may be unable to deliver our products to our customers on a timely basis. If we cannot deliver our products in an efficient and timely manner, our customers may reduce their orders from us and our revenues and operating profits could materially decline. In a

rising fuel cost environment, our and our suppliers' freight costs will increase. If freight costs materially increase and we are unable to pass that increase along to our customers for any reason or otherwise offset such increases in our cost of revenues, our gross margin and financial results could be adversely affected.

Our information technology systems are critical to our business. System management and implementation issues and system security risks could disrupt our operations, which could have a material adverse impact on our business and operating results.

We rely on the efficient and uninterrupted operation of complex information technology systems. All information technology systems are vulnerable to damage or interruption from a variety of sources. As our business has grown in size and complexity, the growth has placed, and will continue to place, significant demands on our information technology systems.

The iFit software applications we have developed for our existing products are critical for efficiently and correctly designing customized implants and iJigs. These applications require maintenance and further improvements in design automation in order to continue increasing productivity of the design process. If we fail to meet our goals for design automation and productivity, this may impact our ability to reduce production costs. Furthermore, bugs or errors in these complex iFit software applications could cause production delays or product defects, which may lead to customer dissatisfaction or possibly even product recalls.

Our development of new products depends on our capability to adapt our iFit concepts and applications to new requirements. It may be more difficult than anticipated to make such adjustments, which could lead to delays or limitations in our ability to develop new, innovative products. Moreover, changes in privacy laws could increase the risk we are exposed to in managing patient data, and could limit some of the applications of that data in our business.

In addition, experienced computer programmers and hackers may be able to penetrate our network security and misappropriate our confidential information or that of third parties, create system disruptions or cause shutdowns. The costs to eliminate or alleviate security problems or viruses could be significant, and the efforts to address these problems could result in interruptions that may have a material adverse impact on our operations, net revenues and operating results.

Risks related to our international operations

We are exposed to risks related to our international operations and failure to manage these risks may adversely affect our operating results and financial condition.

We sell our products internationally in Germany, the United Kingdom, Austria, Ireland, Switzerland, Singapore and Hong Kong. We expect that our international activities will increase over the foreseeable future as we continue to pursue opportunities in international markets. During each of the years ended December 31, 2016, 2015 and 2014 approximately 21%, 25% and 29% of our revenue was attributable to our international customers, respectively, and as of December 31, 2016, approximately 5% of our employees were located outside the United States. The sale and shipment of our products across international borders, as well as the purchase of components and products from international sources, subjects us to extensive U.S., Canadian, EU and other foreign governmental trade, import and export and customs regulations and laws. Compliance with these regulations and laws is costly and exposes us to penalties for non-compliance. Therefore, we are subject to risks associated with having international operations. These international operations will require significant management attention and financial resources.

International operations are subject to inherent risks, and our future results could be adversely affected by a number of factors, including:

- requirements or preferences for domestic products or solutions, which could reduce demand for our products;
- differing existing or future regulatory and certification requirements;
- extraterritorial effects of U.S. laws such as the Foreign Corrupt Practices Act;
- effects of foreign anti-corruption laws, such as the U.K. Bribery Act 2010, or the Bribery Act;
- changes in foreign medical reimbursement policies and programs;

- management communication and integration problems related to entering new markets with different languages, cultures and political systems;
- complex data privacy requirements and labor relations laws;
- greater difficulty in collecting accounts receivable and longer collection periods;
- difficulties in enforcing contracts;
- difficulties and costs of staffing and managing foreign operations;
- labor force instability;
- the uncertainty of protection for intellectual property rights in some countries;
- potentially adverse regulatory requirements regarding our ability to repatriate profits to the United States;
- potentially adverse tax consequences, including on the repatriation profits to the United States;
- tariffs and trade barriers, export regulations and other regulatory and contractual limitations on our ability to sell our products in certain foreign markets; and
- political and economic instability and terrorism.

Our international operations expose us to risks of fluctuations in foreign currency exchange rates.

Our international operations expose us to risks of fluctuations in foreign currency exchange rates. To date, a significant portion of our international sales have been denominated in euros. We do not currently hedge any of our foreign currency exposure. As a result, a decline in the value of the euro against the U.S. dollar could have a material adverse effect on the gross margins and profitability of our international operations. In addition, sales to countries that do not utilize the euro could decline as the cost of our products to our customers in those countries increases or as the local currencies decrease. In addition, because our financial statements are denominated in U.S. dollars, a decline in the euro would negatively impact our overall revenue as reflected in our financial statements. To date, we have not used risk management techniques to hedge the risks associated with these fluctuations. Even if we were to implement hedging strategies, not every exposure can be hedged and, where hedges are put in place based on expected foreign currency exchange exposure, they are based on forecasts that may vary or that may later prove to have been inaccurate. As a result, fluctuations in foreign currency exchange rates or our failure to successfully hedge against these fluctuations could have a material adverse effect on our operating results and financial condition.

Risks related to managing our future growth

We expect to grow our organization, and as a result, we may encounter difficulties in managing our growth, which could disrupt our operations.

We expect to experience significant growth in the number of our employees and the scope of our operations, particularly in the areas of research and development, manufacturing, manufacturing engineering, regulatory affairs, sales, marketing and distribution and general administration, some of whom we will require to have specific technical skills that are in high demand. Our management may need to divert a disproportionate amount of its attention away from our day-to-day activities to devote time to managing these growth activities. To manage these growth activities, we must continue to implement and improve our managerial, operational and financial systems, expand our facilities and continue to recruit and train additional qualified personnel. Due to our limited financial resources and the limited experience of our management team in managing a company with such anticipated growth, we may not be able to effectively manage the expansion of our operations or recruit and train additional qualified personnel. Our inability to effectively manage the expansion of our operations may result in weaknesses in our infrastructure, give rise to operational mistakes, loss of business opportunities, loss of employees and reduced productivity among remaining employees. Our expected growth could require significant capital expenditures and may divert financial resources from other projects, such as the development of additional products. If our management is unable to effectively manage our expected growth, our expenses may increase more than expected, our ability to generate revenues could be reduced, and we may not be able to implement our business strategy. In addition, we may consider further expanding our operations through potential acquisitions. Potential and completed acquisitions and strategic investments involve numerous risks, including diversion of management's attention from our core business, problems assimilating the purchased technologies or business operations and unanticipated costs and liabilities. Our future financial performance and our ability to commercialize products and

compete effectively will depend, in part, on our ability to effectively manage any future growth, including growth through acquisitions.

Our future success depends on our ability to retain our Chief Executive Officer, Chief Technology Officer and other key executives and to attract, retain and motivate qualified personnel.

We are highly dependent on the medical device industry expertise of principal members of our management, scientific and development teams, including Mark Augusti, our President and Chief Executive Officer, and Daniel Steines, our Chief Technology Officer. We have formal employment agreements with our executive officers. These agreements do not prevent them from terminating their employment with us at any time. In addition, we do not carry key-man insurance on any of our executive officers or employees and may not carry any key-man insurance in the future.

If we lose one or more of our executive officers, our ability to implement our business strategy successfully could be seriously harmed. Furthermore, replacing executive officers may be difficult and may take an extended period of time because of the limited number of individuals in our industry with the breadth of skills and experience required to develop, gain marketing approval of and commercialize products successfully. Competition to hire from this limited pool is intense, and we may be unable to hire, train, retain or motivate these additional key personnel on acceptable terms given the competition among numerous medical device companies for similar personnel. In addition, we rely on consultants and advisors, including scientific and clinical advisors, to assist us in formulating our research and development and commercialization strategy. Our consultants and advisors may be employed by employers other than us and may have commitments under consulting or advisory contracts with other entities that may limit their availability to us. If we are unable to continue to attract and retain high quality personnel, our ability to develop and commercialize product candidates will be limited.

We are in the process of implementing, and may further implement, new strategies, priorities and initiatives under our recently appointed President and Chief Executive Officer, which could affect our performance and could result in an alteration of our strategy moving forward. We also may no longer have access to the institutional knowledge of our prior President and Chief Executive Officer.

Mark A. Augusti became our new President and Chief Executive Officer effective as of November 14, 2016. The transition has resulted in, and could further result in, changes in business strategy, priorities and initiatives. Any such changes could have a negative effect on our business and financial performance. We believe this caused and may continue to cause uncertainty among investors, employees, creditors and others concerning our future direction and performance. Any disruption, uncertainty, change in strategy, alteration of business priorities, or implementation of new initiatives could have a material adverse effect on our results of operations and financial condition and the market price of our common stock. Additionally, Dr. Lang, who has been associated with the Company in various capacities since its inception, including advisor, director, President and Chief Executive Officer, and who was a founder of the Company, possessed certain institutional knowledge, technical knowledge, and industry relationships related to the Company, its business, its products and its research and development efforts to which the Company may not have access on a regular basis or at all. Our ability to operate our business may be adversely affected without access to such knowledge and relationships.

Our management could have interests that conflict with our interests and the interests of our shareholders.

We are party to revenue share agreements with certain past and present members of our scientific advisory board and our previous Chief Executive Officer and current director, Dr. Lang, that relate to these individuals' participation in the design and development of our products and related intellectual property. Compensation under these agreements for services rendered by these individuals includes a product revenue share. The existence of the revenue share arrangement may create a conflict of interest. For example, these advisors and Dr. Lang may favor decisions that result in our making expenditures and allocating resources that increase revenue but do not result in profits or do not result in profits as great as other expenditures and allocations of resources would. Dr. Lang's equity interest, through his common stock and option ownership may, depending on the level of his equity interest and the level of our revenues, reduce this conflict. If any such decisions were made, however, our business could be harmed.

Risks related to our intellectual property and potential litigation

If we are unable to obtain, maintain or enforce sufficient intellectual property protection for our products and technologies, or if the scope of our intellectual property protection is not sufficiently broad, our competitive position could be harmed or we could be required to incur significant expenses to enforce our rights.

We rely primarily on patent, copyright, trademark and trade secret laws, know-how and continuing technological innovation, as well as confidentiality and non-disclosure agreements and other methods, to protect the intellectual property related to our technologies and products. However, these legal means afford only limited protection and may not adequately protect our rights or permit us to gain or keep any competitive advantage.

We hold, or have in-licensed rights with respect to, patents and patent applications and have applied for additional patent protection relating to certain existing and proposed products and processes. While we generally apply for patents in those countries where we intend to make, have made, use or sell patented products, we may not accurately predict all of the countries where patent protection will ultimately be desirable. If we fail to timely file a patent application in any such country or fail to properly pursue an application through to the issuance of a patent, we may be precluded from doing so at a later date. Furthermore, our patent applications may not issue as patents. The rights granted to us under our patents, including prospective rights sought in our pending patent applications, may not be meaningful or provide us with any commercial advantage and they could be opposed, contested or circumvented by our competitors or could be declared invalid or unenforceable in judicial or in a wide variety of administrative proceedings including opposition, interference, re-examination, post-grant review, inter parties review, nullification and derivation proceedings. In such proceedings, third parties can raise objections against the initial grant of the patent. In the course of some such proceedings, which may continue for a protracted period of time, we may be compelled to limit the scope of the challenged claims, or may lose them altogether. In addition, our pending patent applications include claims to material aspects of our products and procedures that are not currently protected by issued patents. The process of applying for patent protection itself is time consuming and expensive. The failure of our patents to protect our products and technologies adequately might make it easier for our competitors to offer the same or similar products or technologies. Competitors may be able to design around our patents or develop products that provide outcomes that are comparable to ours without infringing on our intellectual property rights.

We may be involved in lawsuits to protect or enforce our intellectual property rights, which could be expensive, time consuming and unsuccessful.

If a competitor infringes or otherwise violates one of our patents, the patents of our licensors, or our other intellectual property rights, enforcing those patents, trademarks and other rights may be difficult, time consuming or unsuccessful. In addition, in an infringement proceeding, a court may decide that a patent of ours is not valid or is unenforceable, in whole or part, or may refuse to stop the other party in such infringement proceeding from using the technology at issue on the grounds that our patents do not cover the technology in question. An adverse result in any litigation or defense proceedings could put one or more of our patents at risk of being invalidated, held unenforceable or interpreted narrowly, and could put any of our patent applications at risk of not yielding an issued patent. Even if successful, litigation to defend our patents and trademarks against challenges or to enforce our intellectual property rights could be expensive and time consuming and could divert management's attention from managing our business. Moreover, we may not have sufficient resources or desire to defend our patents or trademarks against challenges or to enforce our intellectual property rights.

In particular, on February 29, 2016, we filed a lawsuit against Smith & Nephew, Inc. ("Smith & Nephew") in the United States District Court for the District of Massachusetts Eastern Division. The lawsuit alleges that Smith & Nephew's Visionaire® patient-specific instrumentation, as well as the implants systems used in conjunction with the Visionaire instrumentation, infringe eight of our patents, and requests monetary damages for willful infringement and a permanent injunction. This lawsuit is described in more detail in Part II, Item 3, Legal Proceedings of this Annual Report on Form 10-K. While we believe we have a meritorious case, we cannot predict the outcome of this lawsuit.

If we are unable to protect the confidentiality of our trade secrets, the value of our technology could be materially adversely affected, and our business would be harmed.

In addition to the protection afforded by patents, we rely on confidential proprietary information, including trade secrets, and know-how to develop and maintain our competitive position, especially with respect to our proprietary software used in the iFit Design and iFit Printing aspects of our technology platform. Any disclosure to or

misappropriation by third parties of our confidential proprietary information could enable competitors to quickly duplicate or surpass our technological achievements, thus eroding our competitive position in our market. We seek to protect our confidential proprietary information, in part, by confidentiality agreements and invention assignment agreements with our employees, consultants, scientific advisors, contractors and collaborators. These agreements are designed to protect our proprietary information, however, we cannot be certain that such agreements have been entered into with all relevant parties, and we cannot be certain that our trade secrets and other confidential proprietary information will not be disclosed or that competitors will not otherwise gain access to our trade secrets or independently develop substantially equivalent information and techniques. For example, any of these parties may breach the agreements and disclose our proprietary information, including our trade secrets, and we may not be able to obtain adequate remedies for such breaches. We also seek to preserve the integrity and confidentiality of our confidential proprietary information by maintaining physical security of our premises and physical and electronic security of our information technology systems, but it is possible that these security measures could be breached. If any of our confidential proprietary information were to be lawfully obtained or independently developed by a competitor, we would have no right to prevent such competitor from using that technology or information to compete with us, which could harm our competitive position. Further, the laws of some foreign countries do not protect proprietary rights to the same extent or in the same manner as the laws of the United States. As a result, we may encounter significant problems in protecting and defending our intellectual property both in the United States and abroad. If we are unable to prevent material disclosure of the intellectual property related to our technologies to third parties, we will not be able to establish or maintain a competitive advantage in our market, which could materially adversely affect our business, results of operations and financial condition.

If we fail to comply with our obligations in the agreements under which we license intellectual property rights from third parties or otherwise experience disruptions to our business relationships with our licensors, we could be required to pay monetary damages or could lose license rights that are important to our business.

We have entered into license agreements with third parties providing us with rights under various third-party patents and patent applications, including the rights to prosecute patent applications and to enforce patents. Certain of these license agreements impose and, for a variety of purposes, we may enter into additional licensing and funding arrangements with third parties that also may impose, diligence, development or commercialization timelines and milestone payment, royalty, insurance and other obligations on us. Under certain of our existing licensing agreements, we are obligated to pay royalties on net product sales of our products, pay a percentage of sublicensing revenues, make other specified payments relating to our products or pay license maintenance and other fees. We also have diligence and development obligations under certain of these agreements that we are required to satisfy. If we fail to comply with our obligations under our current or future license agreements, our counterparties may have the right to terminate these agreements, in which event we might not be able to develop, manufacture or market any product that is covered by the licenses provided for under these agreements or we may face claims for monetary damages or other penalties under these agreements. Such an occurrence could diminish the value of these products and our company. Termination of the licenses provided for under these agreements or reduction or elimination of our rights under these agreements may result in our having to negotiate new or reinstated agreements with less favorable terms, or cause us to lose our rights under these agreements, including our rights to important intellectual property or technology.

In the future, we may not be able to license additional intellectual property rights that we need for our business. If we are unable to do so, we may be unable to develop or commercialize the affected products, which could harm our business significantly.

In the future, we may need to obtain additional licenses from others to expand our product lines, advance our technology or allow commercialization of our current or future products. It is possible that we may be unable to obtain additional licenses at a reasonable cost or on reasonable terms, if at all. In that event, we may be required to expend significant time and resources to redesign our products or the methods for manufacturing them or to develop or license replacement technology, all of which may not be feasible on a technical or commercial basis. If we are unable to do so, we may be unable to develop or commercialize the affected products, which could harm our business significantly. We cannot provide any assurances that third-party patents do not exist which might be enforced against our current manufacturing methods, products or future methods or products, resulting in either an injunction prohibiting our manufacture or sales, or, with respect to our sales, an obligation on our part to pay royalties or other forms of compensation to third parties.

The medical device industry is characterized by frequent patent litigation, and we could become subject to litigation that could be costly, result in the diversion of management's time and efforts, require us to pay damages or prevent us from marketing our existing or future products.

Our commercial success depends in part on not infringing the patents or violating the other proprietary rights of others and we may become party to, or threatened with, litigation or other adversarial proceedings regarding intellectual property rights with respect to our technology or products, including interference or derivation proceedings before the U.S. Patent and Trademark Office. Significant litigation regarding patent rights occurs in our industry. Our competitors in both the United States and abroad, many of which have substantially greater resources and have made substantial investments in patent portfolios and competing technologies, may have applied for or obtained or may in the future apply for and obtain, patents that may prevent, limit or otherwise interfere with our ability to make, use and sell our products. Our ability to defend ourselves or our third-party suppliers may be limited by our financial and human resources, the availability of reasonable defenses, and the ultimate acceptance of our defenses by the courts or juries. In addition, patent applications in the United States and elsewhere can be pending for many years before issuance, so there may be applications of others now pending of which we are unaware that may later result in issued patents that may prevent, limit or otherwise interfere with our ability to make, use or sell our products. The large number of patents, the rapid rate of new patent applications and issuances, the complexities of the technology involved and the uncertainty of litigation increase the risk of business assets and management's attention being diverted to patent litigation.

We have received in the past, and may receive in the future, particularly as a public company, communications from various industry participants and patent holders alleging our infringement of their patents, trade secrets or other intellectual property rights or offering licenses to such intellectual property. We are aware of non-practicing entities that are seeking to exploit patents in the orthopedic area. In particular, in October 2015 we were sued for patent infringement by one such non-practicing entity, Orthopedic Innovations, Inc., alleging that our iUni G2 and iDuo G2 partial knee replacement surgical techniques infringe an existing patent. Among other relief, the plaintiff sought damages for willful infringement, attorney's fees, costs and a permanent injunction. On March 28, 2016, the plaintiff voluntarily dismissed the action. Because the action was dismissed without prejudice, the plaintiff could initiate a claim against us again on the same patent. This lawsuit is described in more detail in Part II, "Item 3—Business—Legal Proceedings," of this Annual Report on Form 10-K.

Lawsuits resulting from allegations of infringement could, if successful, subject us to significant liability for damages and invalidate our proprietary rights. We have in the past settled allegations of infringement by entering into a settlement and license agreement and may need to do so again in the future. Any potential intellectual property litigation also could force us to do one or more of the following:

- stop making, selling or using products or technologies that allegedly infringe the asserted intellectual property;
- lose the opportunity to license our technology to others or to collect royalty payments based upon successful protection and assertion of our intellectual property rights against others;
- incur significant legal expenses;
- pay substantial damages or royalties to the party whose intellectual property rights we may be found to be infringing;
- pay the attorney fees and costs of litigation to the party whose intellectual property rights we may be found to be infringing;
- redesign those products that contain the allegedly infringing intellectual property, which could be costly, disruptive or infeasible; or
- attempt to obtain a license to the relevant intellectual property from third parties, which may not be available on reasonable terms or at all.

Any litigation or claim against us, even those without merit, may cause us to incur substantial costs, and could place a significant strain on our financial resources, divert the attention of management from our core business and harm our reputation. Further, as the number of participants in the joint replacement industry grows, the possibility of intellectual property infringement claims against us increases. If we are found to infringe the intellectual property rights of third parties, we could be required to pay substantial damages, which may be increased up to three times of awarded damages, or substantial royalties and could be prevented from selling our products unless we obtain a license or are able to redesign our products to avoid infringement. Any such license may not be available on

reasonable terms, if at all, and there can be no assurance that we would be able to redesign our products in a way that would not infringe the intellectual property rights of others. If we fail to obtain any required licenses or make any necessary changes to our products or technologies, we may have to withdraw existing products from the market or may be unable to commercialize one or more of our products, all of which could have a material adverse effect on our business, results of operations and financial condition.

In addition, any claims that we assert against perceived infringers could provoke these parties to assert counterclaims against us alleging that we infringe their intellectual property rights. As part of our intellectual property strategy, we plan to continue pursuing opportunities to assert our patents and intellectual property portfolio to secure agreements from other companies to pay royalties or make other payments to us with respect to their products that incorporate our technology. This activity could potentially bring unwanted attention to or scrutiny of our patent and intellectual property portfolio.

We may not be able to adequately protect our intellectual property rights throughout the world.

Filing, prosecuting and defending patents on our products in all countries throughout the world would be prohibitively expensive. The requirements for patentability may differ in certain countries, particularly developing countries, and the breadth of patent claims allowed can be inconsistent. In addition, the laws of some foreign countries may not protect our intellectual property rights to the same extent as laws in the United States. Consequently, we will not be able to prevent third parties from practicing our inventions in all countries outside the United States. Competitors may use our technologies in jurisdictions where we have not obtained patent protection to develop their own products and, further, may export otherwise infringing products to territories in which we have patent protection that may not be sufficient to enable us to terminate infringing activities.

We do not have patent rights in certain foreign countries in which a market may exist. We have filed patent applications only in the United States and fewer than 18 other countries, many of which are in the European Union, and we therefore lack any patent protection in all other countries. In countries where we do not have significant patent protection, we are unlikely to stop a competitor from marketing products in such countries that are the same as or similar to our products. Moreover, in foreign jurisdictions where we do have patent rights, proceedings to enforce such rights could result in substantial costs and divert our efforts and attention from other aspects of our business, could put our patents at risk of being invalidated or interpreted narrowly, and our patent applications at risk of not issuing. Additionally, such proceedings could provoke third parties to assert claims against us. We may not prevail in any lawsuits that we initiate and the damages or other remedies awarded, if any, may not be commercially meaningful. Thus, we may not be able to stop a competitor from marketing and selling in foreign countries products that are the same as or similar to our products, and our competitive position in the international market would be harmed.

Changes in patent law could diminish the value of patents in general, thereby impairing our ability to protect our existing and future products.

Recent patent reform legislation could increase the uncertainties and costs surrounding the prosecution of our patent applications and the enforcement or defense of our issued patents. On September 16, 2011, the Leahy-Smith America Invents Act, or the Leahy-Smith Act, was signed into law. The Leahy-Smith Act includes a number of significant changes to U.S. patent law. These include provisions that affect the way patent applications are prosecuted, redefine prior art, may affect patent litigation, and switched the United States patent system from a "first-to-invent" system to a "first-to-file" system. Under a "first-to-file" system, assuming the other requirements for patentability are met, the first inventor to file a patent application generally will be entitled to the patent on an invention regardless of whether another inventor had made the invention earlier. The United States Patent and Trademark Office recently developed new regulations and procedures to govern administration of the Leahy-Smith Act, and many of the substantive changes to patent law associated with the Leahy-Smith Act, in particular, the first-to-file provisions, only became effective on March 16, 2013. Accordingly, it is not clear what, if any, impact the Leahy-Smith Act will have on the operation of our business. The Leahy-Smith Act and its implementation could increase the uncertainties and costs surrounding the prosecution of our patent applications and the enforcement or defense of our issued patents, all of which could have a material adverse effect on our business and financial condition.

In addition, patent reform legislation may pass in the future that could lead to additional uncertainties and increased costs surrounding the prosecution, enforcement and defense of our patents and applications. Furthermore, the U.S. Supreme Court and the U.S. Court of Appeals for the Federal Circuit have made, and will likely continue to make, changes in how the patent laws of the United States are interpreted. Similarly, foreign courts have made, and will likely continue to make, changes in how the patent laws in their respective jurisdictions

are interpreted. We cannot predict future changes in the interpretation of patent laws or changes to patent laws that might be enacted into law by United States and foreign legislative bodies. Those changes may materially affect our patents or patent applications and our ability to obtain additional patent protection in the future.

If product liability lawsuits are brought against us, our business may be harmed, and we may be required to pay damages that exceed our insurance coverage.

Our business exposes us to potential product liability claims that are inherent in the testing, manufacture and sale of medical devices for knee replacement procedures. Knee replacement surgery, as well as other joint replacement surgery, involves significant risk of serious complications, including bleeding, infection, instability, dislocation, nerve injury and death. In addition, joint replacement surgery involves product risks, including failures over time due to polyethylene wear and aseptic loosening, which is a condition caused by wear debris generated by the implant. We or our suppliers could suffer breaches to our sterilization procedures, which could cause contamination of the affected components and products we market and ultimately could cause infections in patients. Moreover, patients may be dissatisfied with the results of joint replacement surgery even if there is no medical complication. Furthermore, if orthopedic surgeons are not sufficiently trained in the use of our products, they may misuse or ineffectively use our products, which may result in unsatisfactory patient outcomes or patient injury. We could become the subject of product liability lawsuits alleging that component failures, malfunctions, manufacturing flaws, design defects or inadequate disclosure of product-related risks or product-related information resulted in an unsafe condition or injury to patients.

We have had product liability claims relating to our products asserted against us in the past, and some product liability claims currently are outstanding. No claim to date either individually, or in the aggregate, has resulted, in a material negative impact on our business. In light of the nature of our business, it is likely we will continue to be subject to product liability claims in the future, some of which could have a negative impact on our business.

Regardless of the merit or eventual outcome, product liability claims may result in:

- decreased demand for our products;
- injury to our reputation;
- significant litigation costs;
- substantial monetary awards to or costly settlements with patients, especially in the event of a class action lawsuit;
- product recalls;
- loss of revenue;
- the inability to commercialize new products or product candidates; and
- diversion of management attention from pursuing our business strategy and may be costly to defend.

Our existing product liability insurance coverage may be inadequate to protect us from any liabilities we might incur. If a product liability claim or series of claims is brought against us for uninsured liabilities or in excess of our insurance coverage, our business could suffer. Any product liability claim brought against us, with or without merit, could result in the increase of our product liability insurance rates or the inability to secure coverage in the future. In addition, a recall of some of our products, whether or not the result of a product liability claim, could result in significant costs and loss of customers.

In addition, we may not be able to maintain insurance coverage at a reasonable cost or in sufficient amounts or scope to protect us against losses. Any claims against us, regardless of their merit, could severely harm our financial condition, strain our management and other resources and adversely affect or eliminate the prospects for commercialization or sales of a product or product candidate that is the subject of any such claim.

Risks related to government regulation

Our medical device products are subject to extensive governmental regulation both in the United States and abroad, and our failure to comply with applicable requirements could cause our business to suffer.

Our products are classified as medical devices and are subject to extensive regulation by the FDA and other federal, state and foreign governmental authorities. These regulations relate to manufacturing, labeling, sale, promotion, distribution, importing and exporting and shipping of our products. If we fail to comply with applicable laws and regulations it could jeopardize our ability to sell our products and result in enforcement actions such as:

- untitled letters, warning letters, fines, injunctions or civil penalties;
- termination of distribution authorizations;
- recalls or seizures of products;
- delays in the introduction of products into the market;
- total or partial suspension of production;
- refusal of the FDA or other regulators to grant future clearances or approvals;
- withdrawals or suspensions of current clearances or approvals, resulting in prohibitions on sales of our products;
- withdrawal of the CE Certificates of Conformity, which authorize us to apply the CE Mark to our products and are necessary to sell our products within the European Economic Area, or EEA, or delay in obtaining these certificates; or
- in the most serious cases, criminal penalties.

Any of these sanctions could result in higher than anticipated costs or lower than anticipated sales and have a material adverse effect on our reputation, business, results of operations and financial condition.

The regulations to which we are subject are complex and have tended to become more stringent over time, making obtaining clearances and maintaining compliance increasingly difficult. If we fail to obtain and maintain necessary FDA clearances and approvals for our products and indications or if clearances and approvals for future products and indications are delayed or not issued, our business would be harmed.

Before we can market or sell a new regulated product or a significant modification to an existing product in the United States, we must obtain either clearance from the FDA through the filing of a 510(k) premarket notification or approval from the FDA pursuant to a premarket approval application, or PMA, unless the device is specifically exempt from premarket review. The clearance or approval that is required will depend upon how the product is classified by the FDA. The FDA classifies medical devices into one of three classes. Devices deemed to pose low to moderate risk are placed in either Class I or II, which, absent an exemption, requires the manufacturer to submit to the FDA a premarket notification requesting permission for commercial distribution, which is known as 510(k) clearance. Class III devices, such as life-sustaining or life-supporting devices or devices that are of substantial importance in preventing impairment of human health or which present a potential unreasonable risk of illness or injury, require approval of a PMA to provide reasonable assurance of safety and effectiveness.

In the 510(k) clearance process, the FDA must determine that a proposed device is "substantially equivalent" to a device legally on the market, known as a "predicate" device, with respect to intended use, technology and safety and effectiveness, in order to clear the proposed device for marketing. Clinical data is sometimes required to support substantial equivalence. In the PMA approval process, the FDA must determine that a proposed device is safe and effective for its intended use based, in part, on extensive data, including technical, pre-clinical, clinical trial, manufacturing and labeling data.

In order to obtain a PMA and, in some cases, a 510(k) clearance, a product sponsor must conduct well controlled clinical trials designed to test the safety and effectiveness of the product. To date, we have not been required to conduct clinical studies or to obtain clinical data in order to obtain 510(k) clearance in the United States for our products. Additionally, to date, we have not been required to complete clinical studies in connection with obtaining regulatory approval for the sale of our products outside the United States. Conducting clinical trials generally entails a long, expensive and uncertain process that is subject to delays and failure at any stage. The data obtained from clinical trials may be inadequate to support approval or clearance of a submission. In addition, the occurrence of unexpected findings in connection with clinical trials may prevent or delay obtaining approval or

clearance. If we conduct clinical trials, they may be delayed or halted or may be inadequate to support approval or clearance, for numerous reasons, including:

- the FDA or other regulatory authorities or an institutional review board may place a clinical trial on hold or partial hold;
- institutional review boards and third-party clinical investigators may delay or reject our trial protocol;
- third-party clinical investigators may decline to participate in a trial or may not perform a trial on our anticipated schedule or consistent with the clinical trial protocol, good clinical practices or other FDA requirements;
- the FDA, other regulatory authorities or an institutional review board may place a clinical trial on hold;
- patients may not enroll in clinical trials, or patient follow-up may not occur, at the rate we expect;
- patients may not comply with trial protocols;
- third party clinical investigators may decline to participate in a trial or may not perform a trial on our anticipated schedule or consistent with the clinical trial protocol, good clinical practices, or other FDA requirements;
- third-party organizations may not perform data collection and analysis in a timely or accurate manner;
- regulatory inspections of our clinical trials or manufacturing facilities may, among other things, require us to undertake corrective action or suspend, terminate or invalidate our clinical trials;
- changes in governmental regulations or administrative actions; and
- the interim or final results of the clinical trials may be inconclusive or unfavorable as to safety or effectiveness.

The FDA's 510(k) clearance process for each device or modification usually takes from three to 12 months, but may last longer. The process of obtaining a PMA is much more costly and uncertain than the 510(k) clearance process and generally takes from one to three years, or even longer, from the time the application is submitted to the FDA until an approval is obtained.

In the United States, all of our FDA-cleared products have been cleared without the use of a PMA under the 510(k) clearance process. Additionally, we have in the past, and may in the future, determine that certain changes or modifications to our products or other cleared devices may not significantly affect the safety or effectiveness of the device, and, therefore, may not require a 510(k) submission. In such situations, the changes are assessed using the FDA guidance for determining when to submit a 510(k) for a change to an existing device. However, the FDA may not agree with our determination and may, instead, require that we seek 510(k) clearance of such products or other cleared devices or, potentially, require us to submit a PMA.

If the FDA requires us to go through a lengthier, more rigorous examination for future products or modifications to existing products than we had expected, our product introductions or modifications could be delayed or canceled, which could cause our sales to decline. The FDA may demand that we obtain a PMA prior to marketing certain of our future products. In addition, if the FDA disagrees with our determination that a product we currently market is eligible for clearance under the premarket notification process of Section 510(k) of the FDCA, the FDA may require us to submit a PMA in order to continue marketing the product. Further, even with respect to those future products where a PMA is not required, we may not be able to obtain the 510(k) clearances with respect to those products.

In addition, the FDA may change its clearance and approval policies, adopt additional regulations or revise existing regulations, or take other actions that may prevent or delay approval or clearance of products we are developing or impact our ability to modify any of our products for which we receive regulatory clearance or approval in the future on a timely basis. Any change in the laws or regulations that govern the clearance and approval processes relating to the products we are developing could make it more difficult and costly to obtain clearance or approval for such products, or to produce, market and distribute products for which we receive regulatory approval or clearance in the future.

To date, we have used the CE Marking process to satisfy the conformity standards required to market and sell our joint replacement products in the EU. In the CE Marking process, a medical device manufacturer must carry out a clinical evaluation of its medical device to demonstrate conformity with the relevant Essential Requirements. This clinical evaluation is part of the product's technical file. A clinical evaluation includes an assessment of whether a

medical device's performance is in accordance with its intended use, that the known and foreseeable risks linked to the use of the device under normal conditions are minimized and acceptable when weighed against the benefits of its intended purpose. The clinical evaluation conducted by the manufacturer must also address any clinical claims, the adequacy of the device labeling and information (particularly claims, contraindications, precautions and warnings) and the suitability of related instructions for use. This assessment must be based on clinical data, which can be obtained from clinical studies conducted on the device being assessed, scientific literature from similar devices whose equivalence with the assessed device can be demonstrated or both clinical studies and scientific literature. With respect to implantable devices or devices classified as Class III in the EU, the manufacturer must conduct clinical studies to obtain the required clinical data, unless reliance on existing clinical data from similar devices can be justified.

As part of the conformity assessment process, depending on the type of device, an entity authorized to conduct the conformity assessment, which is referred to as a Notified Body, will review the manufacturer's clinical evaluation process, assess the clinical evaluation data of a representative sample of the device's subcategory or generic group, or assess all the clinical evaluation data, verify the manufacturer's assessment of that data and assess the validity of the clinical evaluation report and the conclusions drawn by the manufacturer. We conduct clinical studies to obtain clinical data as part of the clinical evaluation process. The conduct of clinical studies to obtain clinical data that is currently required or that might be required in the future as part of the clinical evaluation process.

Any delay in, or failure to receive or maintain, clearance or approval for our products under development could prevent us from generating revenue from these products or achieving profitability. Additionally, the FDA and other regulatory authorities have broad enforcement powers. Regulatory enforcement or inquiries, or other increased scrutiny on us, could dissuade some surgeons from using our products and adversely affect our reputation and the perceived safety and efficacy of our products.

Even after we have obtained the proper regulatory clearance or approval to market a product, the FDA has the power to require us to conduct post-marketing studies. For example, as a condition of approval, we could be required to conduct a post-approval study, as well as an enhanced surveillance study. Failure to conduct required studies in a timely manner could result in the revocation of the 510(k) clearance or PMA approval for the product that is subject to such a requirement and could also result in the recall or withdrawal of the product, which would prevent us from generating sales from that product in the United States.

Even after we receive a CE Certificate of Conformity enabling us to affix the CE Mark to a product and to sell our product in the EEA, a Notified Body or a competent authority may require post-marketing studies of our product. Failure to comply with such requirements in a timely manner could result in the withdrawal of our CE Certificate of Conformity and the recall or withdrawal of our product from the market in the European Union, which would prevent us from generating revenue from sales of that product in the EEA. Moreover, each CE Certificate of Conformity is valid for a maximum of five years, but more commonly three years. Our current CE Certificates of Conformity are valid through May 8, 2021 for our iTotal CR product, December 2, 2017 for our iUni product, June 11, 2019 for our iDuo product and March 5, 2020 for our iTotal PS product. At the end of each period of validity we are required to apply to the Notified Body for a renewal of the CE Certificate of Conformity. There may be delays in the renewal of the CE Certificate of Conformity or the Notified Body may require modifications to our products or to the related technical files before it agrees to issue the new CE Certificate of Conformity.

Regulatory changes could result in restrictions on our ability to carry on or expand our operations, higher than anticipated costs or lower than anticipated sales.

The FDA or the EU may change its clearance and approval policies, adopt additional regulations or revise existing regulations, or take other actions that may prevent or delay approval or clearance of our products under development or may impact our ability to modify our currently approved or cleared products on a timely basis. For example, as part of the Food and Drug Administration Safety and Innovation Act of 2012, or the FDASIA, the U.S. Congress enacted several reforms entitled the Medical Device Regulatory Improvements and additional miscellaneous provisions which will further affect medical device regulation both pre- and post-approval. Any change in the laws or regulations that govern the clearance and approval processes relating to our current and future products could make it more difficult and costly to obtain clearance or approval for new products, or to produce, market and distribute existing products. Similarly, the EU may reclassify any of our Class II products as Class III in the EU. In either such event, the process for attaining regulatory approval of our products would be more difficult and costly and would take additional time compared to the regulatory clearance processes that have been applicable to our products to date.

The FDA could also reclassify some or all of our products that are currently classified as Class II to Class III requiring additional controls, clinical studies and submission of a PMA for us to continue marketing and selling those products. Under new changes instituted by the FDASIA, the FDA may now change the classification of a medical device by administrative order instead of by regulation. Although the revised process is simpler, the FDA must still publish a proposed order in the Federal Register, hold a device classification panel meeting and consider comments from affected stakeholders before issuing the reclassification order. The FDA may reclassify any of our Class II devices into Class III and require us to submit a PMA for FDA review and approval of the safety and effectiveness of our products.

Modifications to our currently FDA-cleared products or the introduction of new products may require new regulatory clearances or approvals or require us to recall or cease marketing our current products until clearances or approvals are obtained.

Modifications to our products may require new regulatory approvals or clearances or require us to recall or cease marketing the modified products until these clearances or approvals are obtained. Any modification to one of our 510(k)-cleared products that would constitute a major change in its intended use or any change that could significantly affect the safety or effectiveness of the device would require us to obtain a new 510(k) marketing clearance and may even, in some circumstances, require the submission of a PMA if the change raises complex or novel scientific issues or the product has a new intended use. We may be required to submit extensive pre-clinical and clinical data depending on the nature of the changes. We may not be able to obtain additional 510(k) clearances or premarket approvals for modifications to, or additional indications for, our existing products in a timely fashion, or at all. Delays in obtaining future clearances or approvals would adversely affect our ability to introduce new or enhanced products in a timely manner, which in turn would harm our revenue and operating results.

The FDA requires every manufacturer to make the determination regarding the need for a new 510(k) submission in the first instance, but the FDA may review any manufacturer's decision. We have modified some of our 510(k) cleared products, and have determined based on our review of the applicable FDA guidance that in certain instances the changes did not require new 510(k) clearances or PMA approval. If the FDA disagrees with our determination and requires us to seek new 510(k) clearances or PMA approval for modifications to our previously cleared products for which we have concluded that new clearances or approvals are unnecessary, we may be required to cease marketing or distribution of our products or to recall the modified product until we obtain clearance or approval, and we may be subject to significant regulatory fines or penalties.

Furthermore, potential changes to the 510(k) program may make it more difficult for us to make modifications to our previously cleared products, by either imposing more strict requirements on when a new 510(k) clearance for a modification to a previously cleared product must be submitted or applying more onerous review criteria to such submissions. In July and December 2011, the FDA issued draft guidance documents addressing when to submit a new 510(k) clearance due to modifications to 510(k)-cleared products and the criteria for evaluating substantial equivalence. The July 2011 draft guidance document was ultimately withdrawn as the result of the passage of the FDASIA. As a result, the FDA's original guidance document regarding 510(k) modifications, which dates back to 1997, remains in place. It is uncertain when the FDA will seek to issue new guidance on product modifications. Any efforts to do so could result in a more rigorous review process and make it more difficult to obtain clearance for device modifications.

The FDA may not grant 510(k) clearance or PMA approval of our future products, and failure to obtain necessary clearances or approvals for our future products would adversely affect our ability to grow our business.

Any future products that we develop, including a hip or other joint replacement product, will require FDA clearance of a 510(k) or FDA approval of a PMA. The FDA may not approve or clear these products for the indications that are necessary or desirable for successful commercialization. Indeed, the FDA may refuse our requests for 510(k) clearance or premarket approval of new products.

In December 2012 the FDA issued guidance documents intended to explain the procedures and criteria the FDA will use in assessing whether a 510(k) submission meets a minimum threshold of acceptability and should be accepted for substantive review. Under the "Refuse to Accept" guidance, the FDA conducts an early review against specific acceptance criteria to inform 510(k) and PMA submitters if the submission is administratively complete, or if not, to identify the missing element(s). Submitters are given the opportunity to provide the FDA with the identified information. If the information is not provided within a defined time, the submission will not be accepted for FDA review. Significant delays in receiving clearance or approval, or the failure to receive clearance or approval for our new products would have an adverse effect on our ability to expand our business.

In 2015 we submitted an application for 510(k) clearance of iTotal Hip with the FDA. In the course of its review of that application, the FDA raised a number of questions, and we were not able to address all of those questions within the allowed review timeline. Therefore, after consultation with the FDA, we elected to withdraw the application. On September 28, 2016, we filed a new application seeking 510(k) clearance of our iTotal Hip. However, if we are not able to address the questions raised or satisfy the requirements imposed by the FDA in our new application for 510(k) clearance, or if the FDA raises additional questions or imposes additional requirements, we may be further delayed in receiving clearance of the iTotal Hip or may ultimately be unable to receive clearance, which would have an adverse effect on our ability to expand our business.

Our cleared and approved products are, and any future products will be, subject to post-marketing restrictions, and we may be subject to substantial penalties if we fail to comply with all applicable regulatory requirements.

The products for which we have obtained regulatory clearance or approval are, and any of our future products will be, along with the manufacturing processes, post-approval clinical data, labeling, advertising and promotional activities for such products, subject to continual requirements of and review by the FDA and other regulatory authorities. These requirements include submissions of safety and other post-marketing information and reports, registration and listing requirements, Quality System regulations relating to manufacturing, quality control and quality assurance and corresponding maintenance of records and documents. In addition, we must report corrections and removals to the FDA where the correction or removal was initiated to reduce a risk to health posed by the device or to remedy a violation of the Federal Food, Drug, and Cosmetic Act caused by the device that may present a risk to health, and maintain records of other corrections or removals. If we receive regulatory clearance or approval of additional products in the future, the clearance or approval may be subject to limitations on the indicated uses for which the product may be marketed or to the conditions of clearance or approval, and the accompanying label may limit the approved use of our product, which could limit sales of the product.

The FDA may also impose requirements for costly post-marketing studies or clinical trials and surveillance to monitor the safety or efficacy of a product. The FDA and other agencies, including the Department of Justice, or DOJ, and state Attorneys General, closely regulate the manufacturing, marketing and promotion of medical devices. Violations of the FDCA and other statutes, including the False Claims Act, may lead to investigations alleging violations of federal and state health care fraud and abuse laws, as well as state consumer protection laws. In addition, later discovery of previously unknown safety issues or other problems with our products, manufacturers or manufacturing processes, or failure to comply with regulatory requirements, may result in:

- litigation involving patients who underwent procedures using our products;
- restrictions on such products, manufacturers or manufacturing processes;
- restrictions on the labeling or marketing of a product;
- restrictions on product distribution or use;
- requirements to conduct post-marketing studies or clinical trials;
- warning letters or untitled letters;
- withdrawal of the products from the market;
- refusal to approve pending applications or supplements to approved applications that we submit;
- recall of products;
- repair, replacement, refunds, recalls or detention of our products;
- fines, restitution or disgorgement of profits or revenues;
- suspension or withdrawal of regulatory clearance or approval;
- damage to relationships with any potential collaborators;
- operating restrictions or partial suspension or total shutdown of production;
- unfavorable press coverage and damage to our reputation;
- refusal to permit the import or export of our products;
- product seizure;

- consent decrees; or
- injunctions or the imposition of civil or criminal penalties.

Non-compliance with European Union requirements can also result in significant financial penalties.

We may fail to obtain or maintain foreign regulatory approvals to market our products in other countries, which could harm our business.

To market and sell our products in countries outside the United States, we must seek and obtain regulatory approvals, certifications or registrations and comply with the laws and regulations of those countries. These laws and regulations, including the requirements for approvals, certifications or registrations and the time required for regulatory review, vary from country to country. Obtaining and maintaining foreign regulatory approvals, certifications or registrations are expensive and we cannot be certain that we will maintain or receive regulatory approvals, certifications or registrations in any foreign country in which we currently market or plan to market our products.

The regulatory approval process outside the United States generally includes all of the risks associated with obtaining FDA approval. In addition, in many countries outside the United States, the product must be approved for reimbursement before the product can be approved for sale in that country. We may not obtain approvals from regulatory authorities outside the United States on a timely basis, if at all. Approval by the FDA does not ensure approval by regulatory authorities in other countries or jurisdictions, and approval by one regulatory authority outside the United States does not ensure approval by regulatory authorities in other countries or jurisdictions or by the FDA. If we fail to obtain or maintain regulatory approvals, certifications or registrations in any foreign country in which we currently market or plan to market our products, our ability to generate revenue will be harmed.

We may also incur significant costs in attempting to obtain and in maintaining foreign regulatory clearances, approvals or qualifications. Foreign regulatory agencies, as well as the FDA, periodically inspect manufacturing facilities both in the United States and abroad. If we experience delays in receiving necessary qualifications, clearances or approvals to market our products outside the United States, or if we fail to receive those qualifications, clearances or approvals, or if we fail to comply with other foreign regulatory requirements, we and our distributors may be unable to market our products or enhancements in international markets effectively, or at all. Additionally, the imposition of new requirements may significantly affect our business and our products. We may not be able to adjust to such new requirements, which may adversely affect our business.

If we or our suppliers fail to comply with ongoing FDA, EU or other foreign regulatory authority requirements, or if we experience unanticipated problems with our products, these products could be subject to additional restrictions or withdrawal from the market, which would harm our business.

Any product for which we obtain clearance or approval, and the manufacturing processes, reporting requirements, post-approval clinical data and promotional activities for such product, will be subject to continued regulatory review, oversight and periodic inspections by the FDA and other domestic and foreign regulatory bodies. In particular, we and our third-party suppliers are required to comply with the FDA's Quality System Regulation, or QSR, and the applicable regulatory requirements in the EU on product assessments and quality system assessments. In the EU, compliance with harmonized standards prepared under a mandate from the European Commission and referenced in the Official Journal of the EU, or harmonized standards, serve as a presumption of conformity with the relevant Essential Requirements under the Medical Devices Directive 93/42/EEC, as amended. These FDA regulations and EU standards cover the methods and documentation of the design, testing, production, control, quality assurance, labeling, packaging, sterilization, storage and shipping of our products and expected future products.

Compliance with applicable regulatory requirements is subject to continual review and is monitored rigorously through periodic inspections by the FDA. Compliance with harmonized standards in the EU is also subject to regular review through the conduct of inspection by Notified Bodies or other regulatory bodies. In September 2013, the European Commission issued a new recommendation on audits and assessments performed by Notified Bodies in the field of medical devices. According to this recommendation, Notified Bodies have to perform unannounced audits to verify continuous compliance with applicable legal obligations under Directive 93/42/EEC. We must permit and allow unimpeded access for Notified Body staff to conduct unannounced audits in order to maintain our CE Certificate of Conformity. If we, or our manufacturers, fail to adhere to QSR requirements in the United States or regulatory requirements in the EU, this could delay production of our products and lead to fines, difficulties in obtaining regulatory clearances or CE Certificate of Conformity, recalls, enforcement actions, including injunctive

relief or consent decrees, or other consequences, which could, in turn, have a material adverse effect on our financial condition or results of operations.

The FDA audits compliance with the QSR through periodic announced and unannounced inspections of manufacturing and other facilities. The FDA inspected our Wilmington facility in September 2015. While none of these inspections have resulted in any significant observations or warning letters, we cannot provide assurance that we can maintain a comparable level of regulatory compliance in the future at our facilities or that future inspections will have the same result.

The British Standards Institute, or BSI, an independent global notified body, conducts annual assessments of our quality management system in order to confirm that our quality management system complies with the requirements of ISO13485 in all material respects and periodic full recertification audits of our quality management system in order to confirm that we comply with the requirements of the Medical Devices Directive 93/42/EEC. Our last full recertification audit was completed in December 2015. The BSI completed an unannounced inspection in May 2016 of all applicable EU requirements. We expect that BSI will continue to conduct annual audits, or unannounced audits, to assess our compliance with the applicable EU requirements.

The failure by us or one of our suppliers to comply with applicable statutes and regulations administered by the FDA, or applicable regulatory requirements in the EU, or the failure to timely and adequately respond to any adverse inspectional observations, nonconformances or product safety issues, could result in any of the enforcement actions or sanctions described above under the risk factor captioned "-Our medical device products are subject to extensive governmental regulation both in the United States and abroad, and our failure to comply with applicable requirements could cause our business to suffer." Any of these sanctions could have a material adverse effect on our reputation, business, results of operations and financial condition. Furthermore, our key third-party manufacturers may not currently be or may not continue to be in compliance with all applicable regulatory requirements, which could result in our failure to produce our products on a timely basis and in the required quantities, if at all.

If our products, or malfunction of our products, cause or contribute to a death or a serious injury, we will be subject to medical device reporting regulations, which can result in voluntary corrective actions or agency enforcement actions, which could harm our business.

Under the FDA medical device reporting, or MDR, regulations, medical device manufacturers are required to report to the FDA information that a device has or may have caused or contributed to a death or serious injury or has malfunctioned in a way that would likely cause or contribute to death or serious injury if the malfunction of the device or one of our similar devices were to recur. The decision to file an MDR involves a judgment by us as the manufacturer. We have made decisions that certain types of events are not reportable on an MDR; however, there can be no assurance that the FDA will agree with our decisions. If we fail to report MDRs to the FDA within the required timeframes, or at all, or if the FDA disagrees with any of our determinations regarding the reportability of certain events, the FDA could take enforcement actions against us, which could have an adverse impact on our reputation and financial results.

Additionally, all manufacturers placing medical devices in the market in the EU are legally bound to report any serious or potentially serious incidents involving devices they produce or sell to the competent authority in whose jurisdiction the incident occurred. In the EU, we must comply with the EU Medical Device Vigilance System. Under this system, incidents must be reported to the relevant National Competent Authorities of the EU countries, and manufacturers are required to take Field Safety Corrective Actions, or FSCAs, to reduce a risk of death or serious deterioration in the state of health associated with the use of a medical device that is already placed on the market. An incident is defined as any malfunction or deterioration in the characteristics or performance of a device, as well as any inadequacy in the labeling or the instructions for use which, directly or indirectly, might lead to or might have led to the death of a patient or user or of other persons or to a serious deterioration in their state of health. An FSCA may include the recall, modification, exchange, destruction or retrofitting of the device. FSCAs must be communicated by the manufacturer or its European Authorized Representative to its customers and to the end users of the device through Field Safety Notices.

Any such adverse event involving our products could result in future voluntary corrective actions, such as recalls or customer notifications, or agency action, such as inspection or enforcement action. Adverse events involving our products have been reported to us in the past, and similar adverse events may occur in the future. Any corrective action, whether voluntary or involuntary, will require the dedication of our time and capital, distract management from operating our business and may harm our reputation and financial results.

We have conducted a voluntary product recall and in the future, our products may be subject to additional product recalls either voluntarily or at the direction of the FDA or another governmental authority that could have a significant adverse impact on us.

The FDA and similar foreign governmental authorities have the authority to require the recall of commercialized products in the event of material deficiencies or defects in design or manufacture. The authority to require a recall must be based on an FDA finding that there is reasonable probability that the device would cause serious injury or death. In addition, foreign governmental bodies have the authority to require the recall of our products in the event of material deficiencies or defects in design or manufacture. Manufacturers may, under their own initiative, recall a product if any material deficiency in a device is found. The FDA requires that certain classifications of recalls be reported to the FDA within 10 working days after the recall is initiated.

On August 31, 2015, we announced a voluntary recall of specific serial numbers of patient-specific instrumentation for our iUni, iDuo, iTotal CR and iTotal PS knee replacement product systems. The recalled products were manufactured and distributed from our Wilmington manufacturing facility between July 18, 2015 and August 28, 2015. We isolated the root cause to a step in our ethylene oxide sterilization process conducted by a vendor. We have since completed final testing and implemented corrective actions, and we resumed normal production in October 2015. This recall and the resulting temporary reduction in capacity has adversely affected our business and may continue to adversely affect our business, including by potentially damaging our reputations with consumers, healthcare providers, distributors and other business partners. We have also experienced other limited recalls in the past related to manufacturing defects, labeling updates and packaging inconsistencies.

A government-mandated or voluntary recall by us could occur as a result of an unacceptable risk to health, component failures, malfunctions, manufacturing errors, design or labeling defects or other deficiencies and issues. We are also required to follow detailed recordkeeping requirements for all company-initiated medical device corrections and removals and to report such corrective and removal actions to the FDA if they are carried out in response to a risk to health and have not otherwise been reported under the MDR regulations. We may initiate a market withdrawal or a stock recovery involving our products in the future that we determine do not require notification to the FDA. If the FDA disagrees with our determinations, they could require us to report those actions as recalls. A future recall announcement could harm our reputation with customers and negatively affect our sales. In addition, the FDA could take enforcement action for failing to report the recalls when they were conducted.

In addition, in October 2014, the FDA issued guidance intended to assist the FDA and medical device industry in distinguishing medical device recalls from device enhancements. Per the guidance, if any change or group of changes to a device addresses a violation of the FDCA, that change would generally constitute a medical device recall and not simply a product enhancement and would require submission of a recall report to the FDA.

Recalls of any of our products would divert managerial and financial resources and have an adverse effect on our reputation, results of operations and financial condition, which could impair our ability to produce our products in a cost-effective and timely manner in order to meet our customers' demands. We may also be subject to liability claims or may be required to bear other costs or to take other actions that may have a negative impact on our future sales and our ability to generate profits.

In particular, our voluntary recall announced on August 31, 2015 adversely affected our business and may continue to adversely affect our business in a number of ways, including through the financial impact from lost sales of the recalled products, reduction of our production capacity over the period of our investigation and resolution of the root cause of the recall, commercial disruption, damage to our reputation with orthopedic surgeons, consumers, healthcare providers, distributors and other business partners, and the filing of a putative class action complaint against us and certain of our officers alleging violations of securities laws.

We may be subject to enforcement action if we engage in improper marketing or promotion of our products for which we have received regulatory clearance or approval. Any such enforcement action could result in significant fines, costs and penalties and could result in damage to our reputation.

Our promotional materials and training methods must comply with FDA and other applicable laws and regulations, including the prohibition of the promotion of unapproved, or off-label, use. Use of a device outside its cleared or approved indications is known as "off-label" use. We believe that the specific surgical procedures for which our products are marketed fall within the scope of the surgical applications that have been cleared by the FDA. However, physicians may use our products off-label, as the FDA does not restrict or regulate a physician's choice of treatment within the practice of medicine. If the FDA determines that our promotional materials or other product labeling constitute promotion of an unapproved, or off-label use, it could request that we modify our

materials or subject us to regulatory or enforcement actions, including the issuance of an untitled letter, a warning letter, injunction, seizure, civil fine or criminal penalties.

Other federal, state and foreign regulatory agencies, including the U.S. Federal Trade Commission, have issued guidelines and regulations that govern how we promote our products, including how we use endorsements and testimonials. If our promotional materials are inconsistent with these guidelines or regulations, we could be subject to enforcement actions, which could result in significant fines, costs and penalties. Our reputation could also be damaged and the adoption of our products could be impaired. In addition, the off-label use of our products may increase the risk of product liability claims. Product liability claims are expensive to defend and could divert our management's attention, result in substantial damage awards against us and harm our reputation.

In the EU, our medical devices may be promoted only for the intended purpose for which the devices have been CE Marked. Failure to comply with this requirement could lead to the imposition of penalties by the competent authorities of the EU Member States. The penalties could include warnings, orders to discontinue the promotion of the medical device, seizure of the promotional materials and fines. Our promotional materials must also comply with various laws and codes of conduct developed by medical device industry bodies in the EU governing promotional claims, comparative advertising, advertising of medical devices reimbursed by the national health insurance systems and advertising to the general public. If our promotional materials do not comply with these laws and industry codes we could be subject to penalties that could include significant fines. Our reputation could also be damaged and the adoption of our products could be impaired.

Legislative or regulatory healthcare reforms and other changes to laws, regulations or guidance from regulatory entities may make it more difficult and costly for us to obtain regulatory clearance or approval of our products and to produce, market and distribute our products after clearance or approval is obtained.

Recent political, economic and regulatory influences are subjecting the healthcare industry to fundamental changes. The sales of our products depend in part on the availability of coverage and reimbursement from third-party payors such as government health programs, private health insurers, health maintenance organizations and other healthcare-related organizations. Both the federal and state governments in the United States and foreign governments continue to propose and pass new legislation and regulations designed to contain or reduce the cost of healthcare. Such legislation and regulations may result in decreased reimbursement for medical devices or the procedures in which they are used, which may further exacerbate industry-wide pressure to reduce the prices charged for medical devices. This could harm our ability to market our products, generate sales and become or remain profitable.

In addition, FDA regulations and guidance are often revised or reinterpreted by the FDA in ways that may significantly affect our business and our products. The FDA has recently adopted new guidance related to issues associated with product development, such as sterilization and packaging of products, that may adversely affect regulatory clearances that we are currently seeking or the timing of those regulatory clearances, and may adversely affect regulatory clearances or approvals that we seek in the future. Any new regulations or guidance or revisions or reinterpretations of existing regulations or guidance may impose additional costs or lengthen review times of our products or affect our ability to obtain clearance or approval of our new products. Delays in receipt of, or failure to receive, regulatory clearances or approvals for our new products would have a material adverse effect on our business, results of operations and financial condition.

Federal and state governments in the United States have recently enacted legislation to overhaul the nation's healthcare system. While the goal of healthcare reform is to expand coverage to more individuals, it also involves increased governmental price controls, additional regulatory mandates and other measures designed to constrain medical costs. The Patient Protection and Affordable Care Act significantly impacts the medical device industry. Among other things, the PPACA:

- imposes an annual excise tax of 2.3% on any entity that manufactures or imports medical devices offered for sale in the United States, although this tax has been suspended for 2016 and 2017;
- establishes a new Patient-Centered Outcomes Research Institute to oversee and identify priorities in comparative clinical effectiveness research in an effort to coordinate and develop such research;
- implements payment system reforms including a national pilot program on payment bundling to encourage hospitals, physicians and other providers to improve the coordination, quality and efficiency of certain healthcare services through bundled payment models; and
- creates an independent payment advisory board that will submit recommendations to reduce Medicare spending if projected Medicare spending exceeds a specified growth rate.

In addition, other legislative changes have been proposed and adopted since the PPACA was enacted. On August 2, 2011, President Obama signed into law the Budget Control Act of 2011, which, among other things, created the Joint Select Committee on Deficit Reduction to recommend to the U.S. Congress proposals in spending reductions. The Joint Select Committee did not achieve a targeted deficit reduction of at least \$1.2 trillion for the years 2013 through 2021, triggering the legislation's automatic reduction to several government programs. This includes reductions to Medicare payments to providers of 2% per fiscal year through 2024, unless additional congressional action is taken. On January 2, 2013, President Obama signed into law the American Taxpayer Relief Act of 2012, or the ATRA which, among other things, reduced Medicare payments to several providers, including hospitals and imaging centers and increased the statute of limitations period for the government to recover overpayments to providers from three to five years. We expect that additional state and federal healthcare reform measures will be adopted in the future, any of which could limit the amounts that federal and state governments will pay for healthcare products and services, which could result in reduced demand for our products or additional pricing pressure.

Risks related to other legal and compliance matters

We have been subject to securities class action litigation and may be subject to similar or other litigation in the future, which may divert management's attention and have a material adverse effect on our business, financial condition and results of operations.

On September 3, 2015, a purported securities class action lawsuit was filed against us, our chief executive officer and chief financial officer in the United States District Court for the District of Massachusetts, alleging, among other things, that the defendants violated federal securities laws by allegedly making misrepresentations or failing to make proper disclosures regarding our manufacturing process prior to our voluntary recall of specific serial numbers of patient-specific instrumentation for our iUni, iDuo, iTotal CR and iTotal PS knee replacement product systems. Among other relief, the plaintiff seeks certification of the class, unspecified compensatory damages, interest, attorneys' fees, expert fees and other costs. On August 3, 2016, the court granted our motion to dismiss this class action in its entirety, and denied the plaintiffs' request to replead their allegations. The plaintiffs did not appeal within the allowed timeframe.

There may be additional suits or proceedings brought in the future related to our voluntary recall of specific serial numbers of patient-specific instrumentation for our iUni, iDuo, iTotal CR and iTotal PS knee replacement product systems. Monitoring and defending against legal actions, whether or not meritorious, is time-consuming for our management and detracts from our ability to fully focus our internal resources on our business activities, and we cannot predict how long it may take to resolve such matters. In addition, we may incur substantial legal fees and costs in connection with litigation. Although we have insurance, coverage could be denied or prove to be insufficient. The substantial costs and diversion of management's attention in any such litigation could harm our business and a decision adverse to our interests in any such lawsuit could result in the payment of substantial damages and could have a material adverse effect on our business, results of operations and financial condition.

Our financial performance may be adversely affected by medical device tax provisions in the healthcare reform laws.

The PPACA imposes, among other things, an excise tax of 2.3% on any entity that manufactures or imports medical devices offered for sale in the United States as of 2013, although this tax has been suspended for 2016 and 2017. Under these provisions, the Congressional Research Service predicts that the total cost to the medical device industry may be up to \$20 billion over the next decade. The Internal Revenue Service issued final regulations implementing the tax in December of 2012 that require, among other things, bi-monthly payments if the tax liability exceeds \$2,500 for the quarter and quarterly reporting. We are subject to this excise tax and during the years ending December 31, 2015, December 31, 2014 and December 31, 2013, we incurred \$0.8 million, \$0.7 million and \$0.4 million, respectively, in tax expense associated with the medical device tax in the United States, which is included in general and administrative expense. The Consolidated Appropriations Act, 2016 (Pub. L. 114-113), signed into law on December 18, 2015, includes a two year moratorium on the medical device excise tax imposed by Internal Revenue Code section 4191. Thus, the medical device excise tax does not apply to the sale of a taxable medical device by the manufacturer, producer, or importer of the device during the period beginning on January 1, 2016 and ending on December 31, 2017. It is unclear at this time if the moratorium will be extended, and we are currently subject to the tax after December 31, 2017. Additionally, Congress could terminate the moratorium or further change the law related to the medical device tax, in a manner that could adversely affect us.

Our relationships with healthcare providers, physicians and third party payors will be subject, directly or indirectly, to applicable anti-kickback, fraud and abuse and other healthcare laws and regulations, which, in the event of a violation, could expose us to criminal sanctions, civil penalties, contractual damages, reputational harm and diminished profits and future earnings.

Healthcare providers, physicians and third party payors will play a primary role in the recommendation and prescription and use of our products and any other product candidates for which we obtain marketing approval. Our future arrangements with healthcare providers, physicians and third party payors may expose us to broadly applicable fraud and abuse and other healthcare laws and regulations that may constrain the business or financial arrangements and relationships through which we market, sell and distribute any products for which we obtain marketing approval. Restrictions under applicable federal and state healthcare laws and regulations include the following:

- the federal Anti-Kickback Statute prohibits, among other things, persons from knowingly and willfully soliciting, offering, receiving or providing remuneration, directly or indirectly, in cash or in kind, to induce or reward, or in return for, either the referral of an individual for, or the purchase, order or recommendation or arranging of, any good or service, for which payment may be made under a federal healthcare program such as Medicare and Medicaid;
- the federal False Claims Act imposes criminal and civil penalties, including through civil whistleblower or qui tam actions, against individuals or entities for, among other things, knowingly presenting, or causing to be presented, false or fraudulent claims for payment by a federal healthcare program or making a false statement or record material to payment of a false claim or avoiding, decreasing or concealing an obligation to pay money to the federal government, with potential liability including mandatory treble damages and significant per-claim penalties, currently set at \$5,500 to \$11,000 per false claim;
- the federal Health Insurance Portability and Accountability Act of 1996, or HIPAA, imposes criminal and civil liability for executing a scheme to defraud any healthcare benefit program or making false statements relating to healthcare matters;
- HIPAA, as amended by the Health Information Technology for Economic and Clinical Health Act and its implementing regulations, also imposes obligations, including mandatory contractual terms, with respect to safeguarding the privacy, security and transmission of individually identifiable health information;
- the federal Physician Payments Sunshine Act requires applicable manufacturers of covered products to report payments and other transfers of value to physicians and teaching hospitals, with data collection beginning in August 2013; and
- analogous state and foreign laws and regulations, such as state anti-kickback and false claims laws and transparency statutes, may apply to sales or marketing arrangements and claims involving healthcare items or services reimbursed by non-governmental third party payors, including private insurers.

Some state laws require device companies to comply with the industry's voluntary compliance guidelines and the relevant compliance guidance promulgated by the federal government and may require product manufacturers to report information related to payments and other transfers of value to physicians and other healthcare providers or marketing expenditures. State and foreign laws also govern the privacy and security of health information in some circumstances, many of which differ from each other in significant ways and often are not preempted by HIPAA, thus complicating compliance efforts.

If our operations are found to be in violation of any of the laws described above or any governmental regulations that apply to us, we may be subject to penalties, including civil and criminal penalties, damages, fines and the curtailment or restructuring of our operations. Any penalties, damages, fines, curtailment or restructuring of our operations could adversely affect our financial results. If any such actions are instituted against us and we are not successful in defending ourselves or asserting our rights, those actions could have a significant impact on our business, including the imposition of significant fines or other sanctions.

Efforts to ensure that our business arrangements with third parties will comply with applicable healthcare laws and regulations will involve substantial costs. It is possible that governmental authorities will conclude that our business practices may not comply with current or future statutes, regulations or case law involving applicable fraud

and abuse or other healthcare laws and regulations. If our operations are found to be in violation of any of these laws or any other governmental regulations that may apply to us, we may be subject to significant civil, criminal and administrative penalties, damages, fines, imprisonment, exclusion of products from government funded healthcare programs, such as Medicare and Medicaid, and the curtailment or restructuring of our operations. If any of the physicians or other healthcare providers or entities with whom we expect to do business is found to be not in compliance with applicable laws, they may be subject to criminal, civil or administrative sanctions, including exclusions from government funded healthcare programs.

Laws and regulations governing any international operations we may have in the future may preclude us from developing, manufacturing and selling certain products outside of the United States and require us to develop and implement costly compliance programs.

If we expand our operations outside of the United States, we must dedicate additional resources to comply with numerous laws and regulations in each jurisdiction in which we plan to operate. The Foreign Corrupt Practices Act, or FCPA, prohibits any U.S. individual or business from paying, offering, authorizing payment or offering of anything of value, directly or indirectly, to any foreign official, political party or candidate for the purpose of influencing any act or decision of the foreign entity in order to assist the individual or business in obtaining or retaining business. The FCPA also obligates companies whose securities are listed in the United States to comply with certain accounting provisions requiring the company to maintain books and records that accurately and fairly reflect all transactions of the corporation, including international subsidiaries, and to devise and maintain an adequate system of internal accounting controls for international operations.

Compliance with the FCPA is expensive and difficult, particularly in countries in which corruption is a recognized problem. In addition, the FCPA presents particular challenges in the pharmaceutical industry, because, in many countries, hospitals are operated by the government, and doctors and other hospital employees are considered foreign officials. Certain payments to hospitals in connection with clinical trials and other work have been deemed to be improper payments to government officials and have led to FCPA enforcement actions.

If we are found to have violated laws protecting the confidentiality of patient health information, we could be subject to civil or criminal penalties, which could increase our liabilities and harm our reputation or our business.

There are a number of federal and state laws protecting the confidentiality of certain patient health information, including patient records, and restricting the use and disclosure of that protected information. In particular, the U.S. Department of Health and Human Services, or HHS, promulgated patient privacy rules under the Health Insurance Portability and Accountability Act of 1996, or HIPAA. These privacy rules protect medical records and other personal health information by limiting their use and disclosure, giving individuals the right to access, amend and seek accounting of their own health information and limiting most use and disclosures of health information to the minimum amount reasonably necessary to accomplish the intended purpose. If we or any of our service providers are found to be in violation of the promulgated patient privacy rules under HIPAA, we could be subject to civil or criminal penalties, which could increase our liabilities, harm our reputation and have a material adverse effect on our business, financial condition and operating results. Similarly, failure to comply with the European Union's requirements regarding the protection of personal information can also lead to significant penalties and sanctions.

Our employees may engage in misconduct or other improper activities, including noncompliance with regulatory standards and requirements and insider trading.

We are exposed to the risk of employee fraud or other misconduct. Misconduct by employees could include intentional failures to comply with FDA regulations, to provide accurate information to the FDA, to comply with manufacturing standards we have established, to comply with federal and state health-care fraud and abuse laws and regulations, to report financial information or data accurately or to disclose unauthorized activities to us. In particular, sales, marketing and business arrangements in the healthcare industry are subject to extensive laws and regulations intended to prevent fraud, kickbacks, self-dealing and other abusive practices. These laws and regulations may restrict or prohibit a wide range of pricing, discounting, marketing and promotion, sales commission, customer incentive programs and other business arrangements. Employee misconduct could also involve the improper use of information obtained in the course of clinical trials, which could result in regulatory sanctions and serious harm to our reputation. We have adopted a code of business conduct and ethics, but it is not always possible to identify and deter employee misconduct, and the precautions we take to detect and prevent this activity may not be effective in controlling unknown or unmanaged risks or losses or in protecting us from

governmental investigations or other actions or lawsuits stemming from a failure to be in compliance with such laws or regulations. If any such actions are instituted against us, and we are not successful in defending ourselves or asserting our rights, those actions could have a significant impact on our business, including the imposition of significant fines or other sanctions.

Risks related to our common stock

An active trading market for our common stock may not be maintained.

Our common stock began trading on the NASDAQ Global Select Market on July 1, 2015. Prior to July 1, 2015, there was not a public market for our common stock. Given the limited trading history of our common stock, there is a risk that an active trading market for our shares may not be maintained. If an active market for our common stock is not maintained, it may be difficult for you to sell your shares without depressing the market price for the shares or at all. An inactive trading market may also impair our ability to raise capital to continue to fund operations by selling shares and may impair our ability to acquire other companies or technologies by using our shares as consideration.

The price of our common stock is likely to be volatile and fluctuate substantially, which could result in substantial losses for purchasers of our common stock.

Our stock price is likely to be volatile. The stock market in general and the market for medical device companies in particular have experienced extreme volatility that has often been unrelated to the operating performance of particular companies. As a result of this volatility, you may not be able to sell your common stock at or above your original purchase price. The market price for our common stock may be influenced by many factors, including:

- a slowdown in the medical device industry or the general economy;
- actual or anticipated quarterly or annual variations in our results of operations or those of our competitors;
- changes in accounting principles or changes in interpretations of existing principles, which could affect our financial results;
- actual or anticipated changes in our growth rate relative to our competitors;
- changes in earnings estimates or recommendations by securities analysts;
- fluctuations in the values of companies perceived by investors to be comparable to us;
- announcements by us or our competitors of new products or services, significant contracts, commercial relationships, capital commitments or acquisitions;
- competition from existing technologies and products or new technologies and products that may emerge;
- the entry into or modification or termination of agreements with our distributors;
- developments with respect to intellectual property rights;
- sales, or the anticipation of sales, of our common stock by us, our insiders or our other stockholders, including upon the expiration of contractual lock-up agreements;
- our ability to develop, obtain regulatory approval for and market new and enhanced products on a timely basis;
- changes in coverage and reimbursement policies by insurance companies and other third-party payors;
- our commencement of, or involvement in, litigation;
- additions or departures of key management or technical personnel; and
- changes in laws or governmental regulations applicable to us.

Persons who were our stockholders prior to our initial public offering continue to hold a substantial number of shares of our common stock; the actual or potential sales of some or all of those shares could reduce the market price of our common stock.

Our quarterly operating results are subject to substantial fluctuations, and you should not rely on them as an indication of our future results.

Our quarterly operating results have historically varied and may in the future vary significantly due to a combination of factors, many of which are beyond our control. These factors include:

- seasonality in demand for our products, with reduced orders during the summer months and around year-end, followed by reduced sales of our products during the first and third quarters as a result;
- our ability to meet the demand for our products;
- increased competition;
- the number, timing and significance of new products and product introductions and enhancements by us and our competitors;
- our ability to develop, introduce and market new and enhanced versions of our products on a timely basis;
- changes in pricing policies by us and our competitors;
- changes in the number of cancelled sales orders and surgical cases using our implants that occur in a quarter or during other reporting periods, which may adversely affect our product margins, revenue and other aspects of our business;
- changes in the treatment practices of orthopedic surgeons;
- changes in distributor relationships and sales force size and composition;
- the timing of material expense- or income-generating events and the related recognition of their associated financial impact;
- fluctuations in foreign currency rates;
- ability to obtain reimbursement for our products;
- availability of raw materials;
- work stoppages or strikes in the healthcare industry;
- changes in FDA and foreign governmental regulatory policies, requirements and enforcement practices;
- import and export inspections, which could impact the timing of delivery for either supplies or finished goods;
- changes in accounting policies, estimates and treatments; and
- general economic factors.

We believe our quarterly sales and operating results may vary significantly in the future and period-to-period comparisons of our results of operations are not necessarily meaningful and should not be relied upon as indications of future performance. We may not be able to increase our sales, sustain our sales in future periods or achieve or maintain profitability in any future period. Any shortfalls in sales or earnings from levels expected by securities or orthopedic industry analysts could have an immediate and significant adverse effect on the trading price of our common stock in any given period.

Sale of a substantial number of our shares of common stock in the public market could cause the market price of our common stock to decline significantly, even if our business is doing well.

Persons who were our stockholders prior to our initial public offering continue to hold a substantial number of shares of our common stock, and sales of a substantial number of shares of our common stock in the public market could occur at any time. These sales, or the perception in the market that the holders of a large number of shares of common stock intend to sell shares, could reduce the market price of our common stock.

Moreover, certain holders of our common stock and holders of warrants to purchase our common stock have rights to require us to register their shares under the Securities Act, and to participate in future registrations of securities by us, subject to certain conditions.

In addition, shares of common stock that are either subject to outstanding options or reserved for future issuance under our stock incentive plans will become eligible for sale in the public market to the extent permitted by

the provisions of various vesting schedules and Rule 144 and Rule 701 under the Securities Act of 1933, as amended, and, in any event, we have filed a registration statement permitting shares of common stock issued on exercise of options to be freely sold in the public market. If these additional shares of common stock are sold, or if it is perceived that they will be sold, in the public market, the trading price of our common stock could decline.

Certain of our employees, executive officers and directors have entered or may enter into Rule 10b5-1 plans providing for sales of shares of our common stock from time to time. Under a Rule 10b5-1 plan, a broker executes trades pursuant to parameters established by the employee, director or officer when entering into the plan, without further direction from the employee, officer or director. A Rule 10b5-1 plan may be amended or terminated in some circumstances. Our employees, executive officers and directors also may buy or sell additional shares outside of a Rule 10b5-1 plan when they are not in possession of material, nonpublic information.

Our executive officers, directors and principal stockholders, if they choose to act together, have the ability to significantly influence all matters submitted to stockholders for approval.

Our executive officers, directors and principal stockholders and their affiliates beneficially own in the aggregate, shares representing approximately 50.33% of our capital stock as of December 31, 2016. As a result, if these stockholders were to choose to act together, they would be able to significantly influence all matters submitted to our stockholders for approval, as well as our management and affairs. For example, these persons, if they choose to act together, would significantly influence the election of directors and approval of any merger, consolidation or sale of all or substantially all of our assets.

This concentration of ownership control may:

- delay, defer or prevent a change in control transaction that you may otherwise perceive to be beneficial;
- entrench our management or the board of directors; or
- impede a merger, consolidation, takeover or other business combination involving us that other stockholders may desire.

Our ability to use our net operating loss carryforwards and certain other tax attributes may be limited.

As of December 31, 2016, we had federal net operating loss, or NOL, carryforwards of \$324 million and state NOL carryforwards of \$168 million available to reduce future taxable income. These federal and state NOL carryforwards will begin to expire in 2020, if not utilized. Utilization of these NOL and tax credit carryforwards may be subject to a substantial limitation under Sections 382 and 383 of the Internal Revenue Code of 1986, as amended, or the Code, and comparable provisions of state, local and foreign tax laws due to changes in ownership of our company that have occurred previously or that could occur in the future. We have completed a study to assess whether an ownership change has occurred or whether there have been multiple ownership changes since our formation. The results of this study indicate that we experienced ownership changes, as defined by Section 382 of the Code. We have not identified NOLs that, as a result of these limitations, will expire unused. We may also experience ownership changes in the future as a result of subsequent shifts in our stock ownership. As a result, if we generate taxable income, our ability to use our pre-change NOL and tax credits carryforwards to reduce U.S. federal and state taxable income may be subject to further limitations, which could result in increased future tax liability to us. All or a portion of the carryforwards could expire before being available to reduce future income tax liabilities.

Provisions in our corporate charter documents and under Delaware law could make an acquisition of us, which may be beneficial to our stockholders, more difficult and may prevent attempts by our stockholders to replace or remove our current management.

Provisions in our restated certificate of incorporation and our bylaws may discourage, delay or prevent a merger, acquisition or other change in control of us that stockholders may consider favorable, including transactions in which you might otherwise receive a premium for your shares. These provisions could also limit the price that investors might be willing to pay in the future for shares of our common stock, thereby depressing the market price of our common stock. In addition, because our board of directors is responsible for appointing the members of our management team, these provisions may frustrate or prevent any attempts by our stockholders to replace or remove our current management by making it more difficult for stockholders to replace members of our board of directors. Among other things, these provisions:

- establish a classified board of directors such that all members of the board are not elected at one time;

- allow the authorized number of our directors to be changed only by resolution of our board of directors;
- limit the manner in which stockholders can remove directors from the board;
- establish advance notice requirements for nominations for election to the board of directors or for proposing matters that can be acted on at stockholder meetings;
- require that stockholder actions must be effected at a duly called stockholder meeting and prohibit actions by our stockholders by written consent;
- limit who may call a special meeting of stockholders;
- authorize our board of directors to issue preferred stock, without stockholder approval, that could be used to institute a shareholder rights plan, or so called "poison pill," that would work to dilute the stock ownership of a potential hostile acquirer, effectively preventing acquisitions that have not been approved by our board of directors; and
- require the approval of the holders of at least 75% of the votes that all our stockholders would be entitled to cast to amend or repeal certain provisions of our certificate of incorporation or bylaws.

Moreover, because we are incorporated in Delaware, we are governed by the provisions of Section 203 of the Delaware General Corporation Law, which prohibits a person who owns in excess of 15% of our outstanding voting stock from merging or combining with us for a period of three years after the date of the transaction in which the person acquired in excess of 15% of our outstanding voting stock, unless the merger or combination is approved in a prescribed manner. This could discourage, delay or prevent someone from acquiring us or merging with us, whether or not it is desired by, or beneficial to, our stockholders.

Our restated certificate of incorporation designates the state courts in the State of Delaware or, if no state court located within the State of Delaware has jurisdiction, the federal court for the District of Delaware, as the sole and exclusive forum for certain types of actions and proceedings that may be initiated by our stockholders, which could discourage lawsuits against our company and our directors and officers.

Our restated certificate of incorporation provides that, unless our board of directors otherwise determines, the state courts in the State of Delaware or, if no state court located within the State of Delaware has jurisdiction, the federal court for the District of Delaware, will be the sole and exclusive forum for any derivative action or proceeding brought on our behalf, any action asserting a claim of breach of a fiduciary duty owed by any of our directors or officers to our company or our stockholders, any action asserting a claim against us or any of our directors or officers arising pursuant to any provision of the General Corporation Law of the State of Delaware, or any action asserting a claim against us or any of our directors or officers governed by the internal affairs doctrine. This exclusive forum provision may limit the ability of our stockholders to bring a claim in a judicial forum that such stockholders find favorable for disputes with us or our directors or officers, which may discourage such lawsuits against us and our directors and officers.

Because we do not anticipate paying any cash dividends on our capital stock in the foreseeable future, stockholders must rely on capital appreciation, if any, for any return on their investment.

We have never declared or paid cash dividends on our capital stock. We currently intend to retain all of our future earnings, if any, to finance the operation, development and growth of our business. Furthermore, any future debt agreements may also preclude us from paying or place restrictions on our ability to pay dividends. As a result, capital appreciation, if any, of our common stock will be your sole source of gain with respect to your investment for the foreseeable future.

We are an "emerging growth company," and the reduced disclosure requirements applicable to emerging growth companies may make our common stock less attractive to investors.

We are an "emerging growth company," or EGC, as defined in the JOBS Act, and may remain an EGC until the earlier of: (1) the last day of the fiscal year in which we have total annual gross revenues of \$1 billion or more; (2) December 31, 2020; (3) the date on which we have issued more than \$1 billion in nonconvertible debt during the previous three years; or (4) the date on which we are deemed to be a large accelerated filer under the rules of the SEC, which means the first day of the year following the first year in which the market value of our common stock that is held by non-affiliates exceeds \$700 million as of June 30. For so long as we remain an EGC, we have and plan to continue to rely on exemptions from certain disclosure requirements that are applicable to other public companies that are not EGCs. These exemptions include not being required to comply with the auditor attestation requirements of Section 404 of the Sarbanes-Oxley Act of 2002, or SOX Section 404, not being required to comply

with any requirement that may be adopted by the Public Company Accounting Oversight Board regarding mandatory audit firm rotation or a supplement to the auditor's report providing additional information about the audit and the financial statements, reduced disclosure obligations regarding executive compensation and exemptions from the requirements of holding a nonbinding advisory vote on executive compensation and shareholder approval of any golden parachute payments not previously approved. We cannot predict whether investors will find our common stock less attractive if we rely on certain or all of these exemptions. If some investors find our common stock less attractive as a result, there may be a less active trading market for our common stock and our stock price may be more volatile.

In addition, the JOBS Act provides that an EGC can take advantage of an extended transition period for complying with new or revised accounting standards. This allows an EGC to delay the adoption of certain accounting standards until those standards would otherwise apply to private companies. We have irrevocably elected not to avail ourselves of this exemption from new or revised accounting standards and, therefore, we will be subject to the same new or revised accounting standards as other public companies that are not EGCs.

We will incur increased costs as a result of operating as a public company, and our management will be required to devote substantial time to new compliance initiatives and corporate governance practices.

Our common stock began trading on the NASDAQ Global Select Market on July 1, 2015. As a public company, and particularly after we are no longer an EGC, we will incur significant legal, accounting and other expenses that we did not incur as a private company. The Sarbanes-Oxley Act of 2002, the Dodd-Frank Wall Street Reform and Consumer Protection Act, the listing requirements of the NASDAQ Global Market and other applicable securities rules and regulations impose various requirements on public companies, including establishment and maintenance of effective disclosure and financial controls and corporate governance practices. We expect that we will need to hire additional accounting, finance and other personnel in connection with our becoming, and our efforts to comply with the requirements of being, a public company and our management and other personnel will need to devote a substantial amount of time towards maintaining compliance with these requirements. These requirements will increase our legal and financial compliance costs and will make some activities more time-consuming and costly. For example, we expect that the rules and regulations applicable to us as a public company may make it more difficult and more expensive for us to obtain director and officer liability insurance, which could make it more difficult for us to attract and retain qualified members of our board of directors. We are currently evaluating these rules and regulations, and cannot predict or estimate the amount of additional costs we may incur or the timing of such costs. These rules and regulations are often subject to varying interpretations, in many cases due to their lack of specificity, and, as a result, their application in practice may evolve over time as new guidance is provided by regulatory and governing bodies. This could result in continuing uncertainty regarding compliance matters and higher costs necessitated by ongoing revisions to disclosure and governance practices.

Pursuant to SOX Section 404 we will be required to furnish a report by our management on our internal control over financial reporting beginning with our second filing of an Annual Report on Form 10-K with the SEC after we become a public company, including an attestation report on internal control over financial reporting issued by our independent registered public accounting firm. However, while we remain an EGC, we will not be required to include an attestation report on internal control over financial reporting issued by our independent registered public accounting firm. To achieve compliance with SOX Section 404 within the prescribed period, we have engaged in a process to document and evaluate our internal control over financial reporting, which is both costly and challenging. In this regard, we have and will need to continue to dedicate internal resources, potentially engage outside consultants and adopt a detailed work plan to assess and document the adequacy of internal control over financial reporting, continue steps to improve control processes as appropriate, validate through testing that controls are functioning as documented and implement a continuous reporting and improvement process for internal control over financial reporting. Despite our efforts, there is a risk in the future that neither we nor our independent registered public accounting firm will be able to conclude, within the prescribed timeframe or at all, that our internal control over financial reporting is effective as required by SOX Section 404. If we identify one or more material weaknesses, it could result in an adverse reaction in the financial markets due to a loss of confidence in the reliability of our financial statements.

We may encounter issues with our planned move of our headquarters and the relocation of certain manufacturing processes.

We plan to move our headquarters from our current location in Bedford, Massachusetts to a facility in Billerica, Massachusetts. As part of that move, we also plan to consolidate certain manufacturing processes at our facility in Wilmington, Massachusetts. As part of the relocation, in March 2017, we expect to occupy an additional 18,000 square feet at our facility in Wilmington, MA under an amendment to the lease that expires in April 2021. In

April 2017, we expect to occupy approximately 45,000 square feet of office space in Billerica, Massachusetts under a lease that expires in October 2025. We may experience disruption in our business, including internal operations and manufacturing, as a result of issues we may encounter as part of the relocations of our offices and manufacturing processes to other facilities, including, without limitation, the inability to occupy the facilities in Wilmington or Billerica as scheduled, the inability to complete all required construction as scheduled, the inability to install required information technology infrastructure on a timely basis, to the inability to relocate as scheduled, technical problems with manufacturing processes associated with the relocation and commencing the manufacturing processes in a new location, and other potential issues associated with the relocations. Depending on the severity of any issues we may encounter during the relocations, any disruption could have a material adverse impact on our business.

ITEM 1B. UNRESOLVED STAFF COMMENTS

None.

ITEM 2. PROPERTIES

Our principal facilities consist of office space and manufacturing facilities in Bedford and Wilmington Massachusetts. We occupy approximately 90,000 square feet of office and manufacturing space in Bedford, Massachusetts under a lease that expires in April 2017. We occupy approximately 41,000 square feet of manufacturing space in Wilmington, Massachusetts under a lease that expires in July 2022. In March 2017, we expect to occupy an additional 18,000 square feet at our facility in Wilmington, MA under an amendment to the lease that expires in April 2021. In April 2017, we expect to occupy approximately 45,000 square feet of office space in Billerica, Massachusetts under a lease that expires in October 2025.

In 2015, we also occupied approximately 29,000 square feet of manufacturing space in Burlington, Massachusetts under a lease that expired in July 2015. We completed the transfer of our activities from the Burlington, Massachusetts facility to our facility in Wilmington, Massachusetts, in August 2015.

ITEM 3. LEGAL PROCEEDINGS

In the ordinary course of our business, we are subject to routine risk of litigation, claims and administrative proceedings on a variety of matters, including patent infringement, product liability, securities-related claims, and other claims in the United States and in other countries where we sell our products.

On September 3, 2015, a purported securities class action lawsuit was filed against us, our chief executive officer and chief financial officer in the United States District Court for the District of Massachusetts, alleging, among other things, that the defendants violated federal securities laws by allegedly making misrepresentations or failing to make proper disclosures regarding our manufacturing process prior to our voluntary recall of specific serial numbers of patient-specific instrumentation for our iUni, iDuo, iTTotal CR and iTTotal PS knee replacement product systems. Among other relief, the plaintiff seeks certification of the class, unspecified compensatory damages, interest, attorneys' fees, expert fees and other costs. On August 3, 2016, the court granted our motion to dismiss this class action in its entirety, and denied the plaintiffs' request to replead their allegations. The plaintiffs did not appeal within the allowed timeframe.

On February 29, 2016, we filed a lawsuit against Smith & Nephew, Inc. ("Smith & Nephew") in the United States District Court for the District of Massachusetts Eastern Division, which we amended on June 13, 2016 (the "Smith & Nephew Lawsuit"). The Smith & Nephew Lawsuit alleges that Smith & Nephew's Visionaire® patient-specific instrumentation as well as the implants systems used in conjunction with the Visionaire instrumentation infringe nine of our patents, and it requests, among other relief, monetary damages for willful infringement, enhanced damages and a permanent injunction.

On May 27, 2016, Smith & Nephew filed an Answer and Counterclaims in response to our lawsuit, which it subsequently amended on July 22, 2016. Smith & Nephew denied that its Visionaire® patient-specific instrumentation as well as the implants systems used in conjunction with the Visionaire instrumentation infringe the patents asserted by us in the lawsuit. It also alleged two affirmative defenses: that our asserted patents are invalid and that we are barred from relief under the doctrine of laches. In addition, Smith & Nephew asserted a series of counterclaims, including counterclaims seeking declaratory judgments that Smith & Nephew's accused products do not infringe our patents and that our patents are invalid. Smith & Nephew also alleged that ConforMIS infringes ten patents owned or exclusively licensed by Smith & Nephew: two patents that Smith & Nephew alleges are infringed

by our iUni and iDuo products; three patents that Smith & Nephew alleges are infringed by our iTotal products; and five patents that Smith & Nephew licenses from Kinamed, Inc. of Camarillo, California and that it alleges are infringed by our iUni, iDuo and iTotal products. Due to Smith & Nephew's licensing arrangement with Kinamed, Kinamed has been named as a party to the lawsuit. Smith & Nephew and Kinamed have requested, among other relief, monetary damages for willful infringement, enhanced damages and a permanent injunction. An adverse outcome of this lawsuit could have a material adverse effect on our business, financial condition or results of operations. We are presently unable to predict the outcome of the lawsuit or to reasonably estimate a range of potential losses, if any, related to the lawsuit.

For further information regarding such legal proceedings, see the section entitled "Legal Proceedings" of "Note J-Commitments and Contingencies" in this Annual Report on Form 10 -K.

ITEM 4. MINE SAFETY DISCLOSURES

None.

PART II

ITEM 5. MARKET FOR REGISTRANT'S COMMON EQUITY, RELATED STOCKHOLDER MATTERS, AND ISSUER PURCHASES OF EQUITY SECURITIES

Certain Information Regarding the Trading of Our Common Stock

Our common stock trades under the symbol "CFMS" on the NASDAQ Global Select Market and has been publicly traded since July 1, 2015. Prior to this time, there was no public market for our common stock. The following table sets forth the high and low sales price of our common stock as reported on the NASDAQ Global Market for the periods indicated:

| | <u>High</u> | <u>Low</u> |
|--------------------------------------|-------------|------------|
| Year ended December 31, 2015: | | |
| Third Quarter | \$ 26.93 | \$ 13.33 |
| Fourth Quarter | \$ 23.62 | \$ 16.53 |
| Year ended December 31, 2016: | | |
| First Quarter | \$ 17.35 | \$ 7.555 |
| Second Quarter | \$ 13.83 | \$ 4.80 |
| Third Quarter | \$ 10.00 | \$ 6.62 |
| Fourth Quarter | \$ 10.93 | \$ 6.66 |

Holders of Our Common Stock

As of February 28, 2017, there were approximately 183 holders of record of shares of our common stock. This number does not include stockholders for whom shares are held in "nominee" or "street" name.

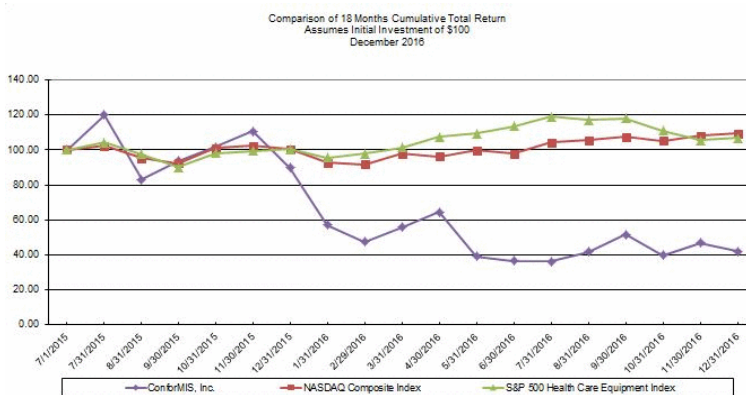
Dividends

We have never declared or paid any cash dividends on our capital stock. We currently intend to retain all of our future earnings, if any, to finance the growth and development of our business. We do not intend to pay any cash dividends to the holders of our common stock in the foreseeable future.

Stock Performance Graph

The following performance graph and related information shall not be deemed to be "soliciting material" or to be "filed" with the Securities and Exchange Commission, or SEC, for purposes of Section 18 of the Securities Exchange Act of 1934, as amended, or the Exchange Act, nor shall such information be incorporated by reference into any future filing under the Exchange Act or Securities Act of 1933, as amended, or the Securities Act, except to the extent that we specifically incorporate it by reference into such filing.

The following graph compares the performance of our common stock to the NASDAQ Composite Index and to the S&P 500 Health Care Equipment Index from July 1, 2015 (the first date that shares of our common stock were publicly traded) through December 31, 2016. The comparison assumes \$100 was invested in our common stock and in each of the foregoing indices after the market closed on July 1, 2015, and it assumes reinvestment of dividends, if any. The stock price performance included in this graph is not necessarily indicative of future stock price performance.



Recent Sales of Unregistered Securities

On October 10, 2016, warrants covering 166,665 shares were exercised via net share settlement, and we issued 17,709 shares of common stock to Aeris Capital Archer L.P. as a result of the exercise. The shares were exempt from registration pursuant to Section 4(2) of the Securities Act of 1933, in that the transactions did not involve a public offering. We did not sell any other shares of our common stock, shares of our preferred stock or warrants to purchase shares of our stock, or grant any stock options or restricted stock awards, during the year ended December 31, 2016 that were not registered under the Securities Act and that have not otherwise been described in a Quarterly Report on Form 10-Q.

Use of Proceeds from Registered Securities

On July 7, 2015, we closed our initial public offering, or IPO, of our common stock and issued and sold 10,350,000 shares of our common stock, including 1,350,000 shares of common stock issued upon the exercise in full by the underwriters of their over-allotment option, at a public offering price of \$15.00 per share, for aggregate offering proceeds of approximately \$155 million.

The offer and sale of all of the shares in the offering was registered under the Securities Act pursuant to a registration statement on Form S-1 (File No. 333-204384), which was declared effective by the SEC on June 30, 2015.

We received aggregate net proceeds from the offering of approximately \$140 million after deducting underwriting discounts and commissions and offering expenses payable by us. None of the underwriting discounts and commissions or offering expenses were incurred or paid to any director or officer of ours, to any of their associates, to persons owning 10% or more of our common stock or to any affiliates of ours.

As of December 31, 2016, we have used approximately \$130.4 million of the net proceeds from the offering as follows: \$8.8 million to purchase and install capital equipment to expand our manufacturing capacity, approximately \$60.5 million to expand and support our sales and marketing efforts, approximately \$23.9 million to fund research, development and clinical activities and approximately \$37.2 million for general corporate and other purposes. We have not used any of the net proceeds from our IPO to make payments, directly or indirectly, to any director or officer of ours, to any of their associates, to persons owning 10% or more of our common stock or to any affiliates of ours. We have invested the remaining net proceeds from the offering in a variety of capital preservation investments, including short-term, investment grade, interest bearing instruments and U.S. government securities. There has been no material change in our planned use of the net proceeds from the initial public offering as described in our final prospectus filed with the SEC pursuant to Rule 424(b)(4) under the Securities Act on July 1, 2015.

ITEM 6. SELECTED FINANCIAL DATA

The following selected consolidated financial data should be read together with our consolidated financial statements and the related notes appearing elsewhere in this Annual Report on Form 10-K and the "Management's Discussion and Analysis of Financial Condition and Results of Operations" section of this Annual Report on Form 10-K. We have derived the statements of operations data for the years ended December 31, 2016 and 2015 from our audited consolidated financial statements included elsewhere in this Annual Report on Form 10-K. We have derived the balance sheet data as of December 31, 2014 from our audited financial statements not included in this Annual Report on Form 10-K. Our historical results for any period are not necessarily indicative of results to be expected in any future period.

| (in thousands, except share and per share data) | Years ended December 31, | | |
|---|--------------------------|-------------|-------------|
| | 2016 | 2015 | 2014 |
| Consolidated statements of operations data: | | | |
| Revenue | \$ 79,899 | \$ 66,887 | \$ 48,186 |
| Cost of revenue | 53,192 | 45,102 | 32,374 |
| Gross profit | 26,707 | 21,785 | 15,812 |
| Operating expenses: | | | |
| Sales and marketing | 41,086 | 37,558 | 29,367 |
| Research and development | 16,608 | 16,997 | 15,107 |
| General and administrative | 25,157 | 23,191 | 16,763 |
| Total operating expenses | 82,851 | 77,746 | 61,237 |
| Loss from operations | (56,144) | (55,961) | (45,425) |
| Other income and expenses | | | |
| Interest income | 487 | 138 | 104 |
| Interest expense | (138) | (1,385) | (360) |
| Loss on extinguishment of debt | — | (205) | — |
| Foreign currency transaction loss | (1,607) | — | — |
| Other income (expense), net | (123) | 208 | — |
| Total other income/(expenses), net | (1,381) | (1,244) | (256) |
| Loss before income taxes | (57,525) | (57,205) | (45,681) |
| Income tax provision | 63 | 41 | 41 |
| Net loss | \$ (57,588) | \$ (57,246) | \$ (45,722) |
| Net loss per share applicable to common stockholders—basic and diluted | \$ (1.39) | \$ (2.60) | \$ (10.78) |
| Weighted-average number of common shares used in net loss per share applicable to common stockholders—basic and diluted | 41,521,629 | 21,993,066 | 4,239,564 |

| (in thousands) | December 31, | | |
|---|--------------|------------|-----------|
| | 2016 | 2015 | 2014 |
| Consolidated balance sheet data: | | | |
| Cash and cash equivalents | \$ 37,257 | \$ 117,185 | \$ 37,900 |
| Investments | 28,242 | — | — |
| Working capital | 81,577 | 132,894 | 45,036 |
| Total assets | 112,810 | 159,369 | 71,278 |
| Long term debt, including current portion | — | 478 | 10,620 |
| Total stockholders' equity | 94,055 | 141,212 | 49,827 |

ITEM 7. MANAGEMENT'S DISCUSSION AND ANALYSIS OF FINANCIAL CONDITION AND RESULTS OF OPERATIONS

The following discussion and analysis of our financial condition and results of operations should be read in conjunction with our consolidated financial statements and related notes appearing elsewhere in this Annual Report on Form 10-K. Some of the information contained in this discussion and analysis or set forth elsewhere in this Annual Report on Form 10-K, including information with respect to our plans and strategy for our business, includes forward looking statements that involve risks and uncertainties. As a result of many factors, including those factors set forth in the "Risk Factors" section of this Annual Report on Form 10-K, our actual results could differ materially from the results described, in or implied, by these forward-looking statements.

Overview

We are a medical technology company that uses our proprietary iFit Image-to-Implant technology platform to develop, manufacture and sell joint replacement implants that are individually sized and shaped, which we refer to as customized, to fit each patient's unique anatomy. The worldwide market for joint replacement products is approximately \$15 billion annually and growing, and we believe our iFit technology platform is applicable to all major joints in this market. We believe we are the only company offering a broad line of customized knee implants designed to restore the natural shape of a patient's knee. We have sold a total of more than 50,000 knee implants in the United States and Europe. In clinical studies, iTotal CR, our cruciate-retaining total knee replacement implant and best-selling product, demonstrated superior clinical outcomes, including better function and greater patient satisfaction compared to off-the-shelf implants. In 2015, we initiated the limited launch of iTotal PS, our posterior-stabilized total knee replacement implant which addresses the largest segment of the knee replacement market and we initiated the broad commercial launch of the iTotal PS in March 2016.

Our iFit technology platform comprises three key elements:

- *iFit Design*, our proprietary algorithms and computer software that we use to design customized implants and associated single-use patient-specific instrumentation, which we refer to as iJigs, based on computed tomography, or CT scans of the patient and to prepare a surgical plan customized for the patient that we call iView.
- *iFit Printing*, a three-dimensional, or 3D, printing technology that we use to manufacture iJigs and that we may extend to manufacture certain components of our customized knee replacement implants.
- *iFit Just-in-Time Delivery*, our just-in-time manufacturing and delivery capabilities.

We believe our iFit technology platform enables a scalable business model that greatly lowers our inventory requirements, reduces the amount of working capital required to support our operations and allows us to launch new products and product improvements more rapidly, as compared to manufacturers of off-the-shelf implants.

All of our knee replacement products have been cleared by the FDA under the premarket notification process of Section 510(k) of the Federal Food, Drug, and Cosmetic Act, or the FDCA, and have received certification to CE Mark. We market our products to orthopedic surgeons, hospitals and other medical facilities and patients. We use direct sales representatives, independent sales representatives and distributors to market and sell our products in the United States, Germany, the United Kingdom and other markets.

We were incorporated in Delaware and commenced operations in 2004.

Components of our results of operations

The following is a description of factors that may influence our results of operations, including significant trends and challenges that we believe are important to an understanding of our business and results of operations.

Revenue

Our product revenue is generated from sales to hospitals and other medical facilities that are served through a direct sales force, independent sales representatives and distributors in the United States, Germany, the United Kingdom, Austria, Ireland, Switzerland, Singapore, and Hong Kong. In order for surgeons to use our products, the medical facilities where these surgeons treat patients typically require us to enter into purchasing contracts. The process of negotiating a purchasing contract can be lengthy and time-consuming, require extensive management time and may not be successful.

Revenue from sales of our products fluctuates principally based on the selling price of the joint replacement product, as the sales price of our products varies among hospitals and other medical facilities. In addition, our product revenue may fluctuate based on the product sales mix and mix of sales by geography. Our product revenue from international sales can be significantly impacted by fluctuations in foreign currency exchange rates, as our sales are denominated in the local currency in the countries in which we sell our products. We expect our product revenue to fluctuate from quarter-to-quarter due to a variety of factors, including seasonality, as we have historically experienced lower sales in the summer months and around year-end, the timing of the introduction of our new products, if any, and the impact of the buying patterns and implant volumes of medical facilities.

In April 2015, we entered into a worldwide license agreement with MicroPort Orthopedics Inc., or MicroPort, a wholly owned subsidiary of MicroPort Scientific Corporation. Under the terms of this license agreement, we granted a perpetual, irrevocable, non-exclusive license to MicroPort to use patient-specific instrument technology covered by our patents and patent applications with off-the-shelf implants in the knee. This license does not extend to patient-specific implants. This license agreement provides for the payment to us of a fixed royalty at a high single to low double digit percentage of net sales on patient-specific instruments and associated implant components in the knee, including MicroPort's Prophecy patient-specific instruments used with its Advance and Evolution implant components. We cannot be certain as to the timing or amount of payment of any royalties under this license agreement. This license agreement also provided for a single lump-sum payment by MicroPort to us of low-single digit millions of dollars upon entering into the license agreement, which has been paid. This license agreement will expire upon the expiration of the last to expire of our patents and patent applications licensed to MicroPort, which currently is expected to occur in 2029.

In April 2015, we entered into a fully paid up, worldwide license agreement with Wright Medical Group, Inc., or Wright Group, and its wholly owned subsidiary Wright Medical Technology, Inc., or Wright Technology and collectively with Wright Group, Wright Medical. Under the terms of this license agreement, we granted a perpetual, irrevocable, non-exclusive license to Wright Medical to use patient-specific instrument technology covered by our patents and patent applications with off-the-shelf implants in the foot and ankle. This license does not extend to patient-specific implants. This license agreement provided for a single lump-sum payment by Wright Medical to us of mid-single digit millions of dollars upon entering into the license agreement, which has been paid. This license agreement will expire upon the expiration of the last to expire of our patents and patent applications licensed to Wright Medical, which currently is expected to occur in 2031.

We have accounted for the agreements with Wright Medical and MicroPort under ASC 605-25, Multiple-Element Arrangements and Staff Accounting Bulletin No. 104, Revenue Recognition (ASC 605). In accordance with ASC 605, we were required to identify and account for each of the separate units of accounting. We identified the relative selling price for each and then allocated the total consideration based on their relative values. In connection with these agreements, in April 2015, we recognized in aggregate (i) back-owed royalties of \$3.4 million as royalty revenue and (ii) the value attributable to the settlements of \$0.2 million as other income. Additionally, we recognized an initial \$5.1 million in aggregate as deferred royalty revenue, which is recognized as royalty revenue ratably through 2031. See "Note I — Deferred Revenue" to the financial statements and related notes appearing elsewhere in this Annual Report on Form 10-K. The on-going royalty from MicroPort is recognized as royalty revenue upon receipt of payment.

On August 31, 2015, we announced a voluntary recall of specific serial numbers of patient-specific instrumentation for our iUni, iDuo, iTotal CR and iTotal PS knee replacement product systems. The recalled

products were manufactured and distributed from our Wilmington manufacturing facility between July 18, 2015 and August 28, 2015. We isolated the root cause to a step in our ethylene oxide sterilization process conducted by a vendor. We have since completed final testing and implemented corrective actions, and we resumed normal production in October 2015. Our voluntary recall announced on August 31, 2015 has adversely affected our business in a number of ways, including through the financial impact from lost sales of the recalled products, reduction of our production capacity over the period of our investigation and resolution of the root cause of the recall, commercial disruption, slower than expected ramp in new orders and damage to our reputation with orthopedic surgeons, consumers, healthcare providers, distributors and other business partners.

Cost of revenue

We produce the vast majority of our computer aided designs, or CAD, in-house and use them to direct all of our product manufacturing efforts. Until July 2015, we manufactured all of our patient-specific instruments, or iJigs, in our facilities in Burlington and Wilmington, Massachusetts. Since August 2015, we have manufactured all of our iJigs in our Wilmington facility. Since November 2016, we also make in our facilities all of the tibial trays used in our total knee implants. We outsource the production of the remainder of the tibial components and the manufacture of femoral and other implant components to third-party suppliers. Our suppliers make our customized implant components using the CAD designs we supply. Cost of revenue consists primarily of costs of raw materials, manufacturing personnel, manufacturing supplies, inbound freight and manufacturing overhead and depreciation expense.

We calculate gross margin as revenue less cost of revenue divided by revenue. Our gross margin has been and will continue to be affected by a variety of factors, including primarily volume of units produced, mix of product components manufactured by us versus sourced from third parties, our average selling price, the geographic mix of sales, product sales mix, the number of cancelled sales orders resulting in wasted implants, and royalty revenue.

We expect our gross margin from the sale of our products, which excludes royalty revenue, to expand over time to the extent we are successful in reducing our manufacturing costs per unit and increasing our manufacturing efficiency as sales volume increases. We believe that areas of opportunity to expand our gross margins in the future, if and as the volume of our product sales increases, include the following:

- absorbing overhead costs across a larger volume of product sales;
- obtaining more favorable pricing for the materials used in the manufacture of our products;
- obtaining more favorable pricing of certain component of our products manufactured for us by third parties;
- increasing the proportion of certain components of our products that we manufacture in-house, which we believe we can manufacture at a lower unit cost than vendors we currently use;
- developing new versions of our software used in the design of our customized joint replacement implants, which we believe will reduce costs associated with the design process; and
- expanding our CAD labor overseas, which we believe will reduce labor costs required to design our products.

We continue to explore the application of our 3D printing technology to select metal components of our products, which we believe may be a future opportunity for reducing our manufacturing costs. We also plan to explore other opportunities to reduce our manufacturing costs. However, these and the above opportunities may not be realized. In addition, our gross margin may fluctuate from period to period.

Operating expenses

Our operating expenses consist of sales and marketing, research and development and general and administrative expenses. Personnel costs are the most significant component of operating expenses and consist of salaries, benefits, stock-based compensation and sales commissions.

Sales and marketing. Sales and marketing expense consists primarily of personnel costs, including salary, employee benefits and stock-based compensation for personnel employed in sales, marketing, customer

service, medical education and training, as well as investments in surgeon training programs, industry events and other promotional activities. In addition, our sales and marketing expense includes sales commissions and bonuses, generally based on a percentage of sales, to our sales managers, direct sales representatives and independent sales representatives. Recruiting, training and retaining productive sales representatives and educating surgeons about the benefits of our products are required to generate and grow revenue. We expect sales and marketing expense to significantly increase as we build up our sales and support personnel and expand our marketing efforts. Our sales and marketing expense may fluctuate from period to period due to the seasonality of our revenue and the timing and extent of our expenses.

Research and development. Research and development expense consists primarily of personnel costs, including salary, employee benefits and stock-based compensation for personnel employed in research and development, regulatory and clinical areas. Research and development expense also includes costs associated with product design, product refinement and improvement efforts before and after receipt of regulatory clearance, development prototypes, testing, clinical study programs and regulatory activities, contractors and consultants, and equipment and software to support our development. As our revenue increases, we will also incur additional expenses for revenue share payments to our past and present scientific advisory board members, including one of our directors. We expect research and development expense to increase in absolute dollars as we develop new products to expand our product pipeline, add research and development personnel and conduct clinical activities.

General and administrative. General and administrative expense consists primarily of personnel costs, including salary, employee benefits and stock-based compensation for our administrative personnel that support our general operations, including executive management, general legal and intellectual property, finance and accounting, information technology and human resources personnel. General and administrative expense also includes outside legal costs associated with intellectual property and general legal matters, financial audit fees, insurance, fees for other consulting services, depreciation expense, freight, and facilities expense. We expect our general and administrative expense will increase in absolute dollars as we increase our headcount and expand our infrastructure to support growth in our business and our operations as a public company. We anticipate increased expenses associated with being a public company will include increases in audit, legal, regulatory and tax-related services associated with maintaining compliance with exchange listing and SEC requirements, business insurance premiums and investor relations costs. As our revenue increases we also will incur additional expenses for freight. Our general and administrative expense may fluctuate from period to period due to the timing and extent of the expenses.

Total other income (expense), net

Total other income (expense), net consists primarily of interest expense and amortization of debt discount associated with our term loans outstanding during the year and realized gains (losses) from foreign currency transactions. The effect of exchange rates on our foreign currency-denominated asset and liability balances are recorded in other income (expense) and are recorded as foreign currency translation adjustments in the consolidated statements of comprehensive loss.

Income tax provision

Income tax provision consists primarily of a provision for income taxes in foreign jurisdictions in which we conduct business. We maintain a full valuation allowance for deferred tax assets including net operating loss carryforwards and research and development credits and other tax credits.

Consolidated results of operations

Comparison of the years ended December 31, 2016 and 2015

The following table sets forth our results of operations expressed as dollar amounts, percentage of total revenue and year-over-year change (in thousands):

| Years Ended December 31, | 2016 | | 2015 | | 2016 vs 2015 | |
|------------------------------------|-------------|-------------------------|-------------|-------------------------|--------------|----------|
| | Amount | As a % of Total Revenue | Amount | As a % of Total Revenue | \$ Change | % Change |
| Revenue | | | | | | |
| Product revenue | \$ 78,921 | 99 % | \$ 62,791 | 94 % | \$ 16,130 | 26 % |
| Royalty | 978 | 1 | 4,096 | 6 | (3,118) | (76) |
| Total revenue | 79,899 | 100 | 66,887 | 100 | 13,012 | 19 |
| Cost of revenue | 53,192 | 67 | 45,102 | 67 | 8,090 | 18 |
| Gross profit | 26,707 | 33 | 21,785 | 33 | 4,922 | 23 |
| Operating expenses: | | | | | | |
| Sales and marketing | 41,086 | 51 | 37,558 | 56 | 3,528 | 9 |
| Research and development | 16,608 | 21 | 16,997 | 25 | (389) | (2) |
| General and administrative | 25,157 | 31 | 23,191 | 35 | 1,966 | 8 |
| Total operating expenses | 82,851 | 104 | 77,746 | 116 | 5,105 | 7 |
| Loss from operations | (56,144) | (70) | (55,961) | (84) | (183) | — |
| Total other income/(expenses), net | (1,381) | (2) | (1,244) | (2) | (137) | (11) |
| Loss before income taxes | (57,525) | (72) | (57,205) | (86) | (320) | (1) |
| Income tax provision | 63 | — | 41 | — | 22 | 54 |
| Net loss | \$ (57,588) | (72)% | \$ (57,246) | (86)% | \$ (342) | (1)% |

Revenue. Product revenue was \$78.9 million for the year ended December 31, 2016 compared to \$62.8 million for the year ended December 31, 2015, an increase of \$16.1 million or 26%, due principally to increased sales of our first primary total knee products, iTTotal CR and iTTotal PS.

The following table sets forth, for the periods indicated, our product revenue by geography expressed as U.S. dollar amounts, percentage of product revenue and year-over-year change (in thousands):

| Years Ended December 31, | 2016 | | 2015 | | 2016 vs 2015 | |
|--------------------------|-----------|---------------------------|-----------|---------------------------|--------------|----------|
| | Amount | As a % of Product Revenue | Amount | As a % of Product Revenue | \$ Change | % Change |
| United States | \$ 62,366 | 79% | \$ 47,223 | 75% | \$ 15,143 | 32% |
| Germany | 14,701 | 19 | 13,795 | 22 | \$ 906 | 7 |
| Rest of world | 1,854 | 2 | 1,773 | 3 | 81 | 5 |
| Product revenue | \$ 78,921 | 100% | \$ 62,791 | 100% | \$ 16,130 | 26% |

Product revenue in the United States was generated through our direct sales force and independent sales representatives. Product revenue outside the United States was generated through our direct sales force and distributors. The percentage of product revenue generated in the United States was 79% for the year ended December 31, 2016 compared to 75% for the year ended December 31, 2015.

In April 2015, we entered into a fully paid up, worldwide license agreement with Wright Medical for a single lump-sum payment by Wright Medical to us upon entering into the agreement. At the same time we also entered into a worldwide license agreement with MicroPort for a single lump-sum payment by MicroPort to us upon entering into the license agreement and the payment to us of a fixed royalty at a high single to low double digit percentage of net sales on patient-specific instruments and associated implant components in the knee. Royalty revenue related

to these agreements was \$1.0 million for the year ended December 31, 2016 compared to \$4.1 million for the year ended December 31, 2015. The decrease in royalty revenue was due primarily to the \$3.5 million of back-owed royalties recognized in the three months ended June 30, 2015.

Cost of revenue, gross profit and gross margin. Cost of revenue was \$53.2 million for the year ended December 31, 2016 compared to \$45.1 million for the year ended December 31, 2015, an increase of \$8.1 million or 18%. The increase was due primarily to an increase in production and personnel costs associated with the increase in product revenue, partially offset by cost reductions from our vertical integration efforts. Gross profit was \$26.7 million for the year ended December 31, 2016 compared to \$21.8 million for the year ended December 31, 2015, an increase of \$4.9 million or 23%. Gross margin stayed the same at 33% for the years ended December 31, 2016 and 2015, however gross margin in the prior year included the \$3.5 million of back-owed royalties recognized in connection with license agreement with Wright Medical.

Sales and marketing. Sales and marketing expense was \$41.1 million for the year ended December 31, 2016 compared to \$37.6 million for the year ended December 31, 2015, an increase of \$3.5 million or 9%. The increase was due primarily to a \$4.0 million increase in sales commissions as a result of the increase in sales volume, an increase of \$0.7 million in consulting fees and an increase of \$0.4 million in personnel costs, offset by a decrease of \$0.5 million in marketing and promotion costs, a decrease of \$0.5 million in instrumentation costs, a decrease of \$0.4 million in medical training costs and a decrease of \$0.2 million in travel and other expenses.

Research and development. Research and development expense was \$16.6 million for the year ended December 31, 2016 compared to \$17.0 million for the year ended December 31, 2015, a decrease of \$0.4 million or 2%. The decrease was due to a decrease of \$0.2 million in travel and entertainment costs, a decrease of \$0.2 million in personnel costs, a decrease of \$0.2 million in prototype parts, and a decrease of \$0.1 million in consulting fees, offset by an increase of \$0.3 million in revenue share expense.

General and administrative. General and administrative expense was \$25.2 million for the year ended December 31, 2016 compared to \$23.2 million for the year ended December 31, 2015, an increase of \$2.0 million or 8%. The increase was due primarily to a \$3.2 million increase in litigation and general legal costs, an increase of \$0.8 million in insurance costs, \$0.7 million increase in consulting services expense, and a \$0.5 million increase in personnel costs. This was offset by a decrease of \$1.2 million in freight costs as a result of higher cost shipment methods used due to the winter storms during the first quarter of 2015 and the recall announced in August 2015. Additional offsets include a decrease of \$0.8 million in medical device tax, a decrease of \$0.7 million in facility expense, a decrease of \$0.3 million in bank fees and a decrease of \$0.2 million in bad debt expense.

Total other income/(expenses), net. Total other income/(expenses), net was \$1.4 million for the year ended December 31, 2016 compared to \$1.2 million for the year ended December 31, 2015, an increase of \$0.1 million, or 11%. The increase was primarily due to an increase of \$1.6 million foreign exchange transaction loss mostly attributable to the effect of exchange rate change on intercompany debt with our foreign subsidiaries no longer considered permanent investments, and an increase of \$0.3 million in amortization of investment premiums, offset by a decrease of \$1.2 million in interest expense associated with our long-term debt, and an increase of \$0.7 million in interest income.

Income taxes. Income tax provision was \$63,000 for the year ended December 31, 2016 and \$41,000 for the year ended December 31, 2015. We continue to generate losses for U.S. federal and state tax purposes and have net operating loss carryforwards creating a deferred tax asset. We maintain a full valuation allowance for deferred tax assets.

Comparison of the years ended December 31, 2015 and 2014

The following table sets forth our results of operations expressed as dollar amounts, percentage of total revenue and year-over-year change (in thousands):

| Years Ended December 31, | 2015 | | 2014 | | 2015 vs 2014 | |
|------------------------------------|-------------|-------------------------|-------------|-------------------------|--------------|----------|
| | Amount | As a % of Total Revenue | Amount | As a % of Total Revenue | \$ Change | % Change |
| Revenue | | | | | | |
| Product revenue | \$ 62,791 | 94 % | \$ 48,186 | 100 % | \$ 14,605 | 30 % |
| Royalty | 4,096 | 6 | — | — | 4,096 | 100 |
| Total revenue | 66,887 | 100 | 48,186 | 100 | 18,701 | 39 |
| Cost of revenue | 45,102 | 67 | 32,374 | 67 | 12,728 | 39 |
| Gross profit | 21,785 | 33 | 15,812 | 33 | 5,973 | 38 |
| Operating expenses: | | | | | | |
| Sales and marketing | 37,558 | 56 | 29,367 | 61 | 8,191 | 28 |
| Research and development | 16,997 | 25 | 15,107 | 31 | 1,890 | 13 |
| General and administrative | 23,191 | 35 | 16,763 | 35 | 6,428 | 38 |
| Total operating expenses | 77,746 | 116 | 61,237 | 127 | 16,509 | 27 |
| Loss from operations | (55,961) | (84) | (45,425) | (94) | (10,536) | (23) |
| Total other income/(expenses), net | (1,244) | (2) | (256) | (1) | (988) | (386) |
| Loss before income taxes | (57,205) | (86) | (45,681) | (95) | (11,524) | (25) |
| Income tax provision | 41 | — | 41 | — | — | — |
| Net loss | \$ (57,246) | (86)% | \$ (45,722) | (95)% | \$ (11,524) | (25)% |

Revenue. Revenue was \$62.8 million for the year ended December 31, 2015 compared to \$48.2 million for the year ended December 31, 2014, an increase of \$14.6 million, or 30%, due principally to increased sales of our first primary total knee product, iTotal CR, as well as the addition on a limited basis of our iTotal PS product line.

The following table sets forth, for the periods indicated, our product revenue by geography expressed as U.S. dollar amounts, percentage of product revenue and year-over-year change (in thousands):

| Years Ended December 31, | 2015 | | 2014 | | 2015 vs 2014 | |
|--------------------------|-----------|---------------------------|-----------|---------------------------|--------------|----------|
| | Amount | As a % of Product Revenue | Amount | As a % of Product Revenue | \$ Change | % Change |
| United States | \$ 47,223 | 75% | \$ 34,350 | 71% | \$ 12,873 | 37% |
| Germany | 13,795 | 22 | 12,549 | 26 | \$ 1,246 | 10 |
| Rest of world | 1,773 | 3 | 1,287 | 3 | 486 | 38 |
| Product revenue | \$ 62,791 | 100% | \$ 48,186 | 100% | \$ 14,605 | 30% |

Product revenue in the United States was generated through our direct sales force and independent sales representatives. Product revenue outside of the United States was generated through our direct sales force and distributors. The percentage of product revenue generated in the United States was 75% for the year ended December 31, 2015 compared to 71% for the year ended December 31, 2014.

Royalty Revenue. In April 2015, we entered into a fully paid up, worldwide license agreement with Wright Medical for a single lump-sum payment by Wright Medical to us upon entering into the agreement. At this same time we also entered into a worldwide license agreement with MicroPort for a single lump-sum payment by MicroPort to us upon entering into the license agreement and the payment to us of a fixed royalty at a high single to low double digit percentage of net sales on patient-specific instruments and associated implant components in the knee.

Cost of revenue, gross profit and gross margin. Cost of revenue was \$45.1 million for the year ended December 31, 2015 compared to \$32.4 million for the year ended December 31, 2014, an increase of \$12.7 million or 39%. The increase was due primarily to an increase in production and personnel costs associated with the increase in actual sales volume and, to a lesser extent, anticipated sales volume which was not achieved due to the recall announced in August 2015. Gross profit was \$21.8 million for the year ended December 31, 2015 compared to \$15.8 million for the year ended December 31, 2014, an increase of \$6.0 million or 38%. Gross margin stayed the same at 33% for the year ended December 31, 2015 and for the year ended December 31, 2014.

Sales and marketing. Sales and marketing expense was \$37.6 million for the year ended December 31, 2015 compared to \$29.4 million for the year ended December 31, 2014, an increase of \$8.2 million or 28%. The increase was due primarily to a \$6.9 million increase in personnel costs as a result of our hiring of additional direct sales representatives and sales support and increases in commissions as a result of the increase in sales volume, and a \$1.3 million increase in marketing and other expenses.

Research and development. Research and development expense was \$17.0 million for the year ended December 31, 2015 compared to \$15.1 million for the year ended December 31, 2014, an increase of \$1.9 million or 13%. The increase was due primarily to a \$1.0 million increase in personnel costs and a \$0.9 million increase in revenue share expense.

General and administrative. General and administrative expense was \$23.2 million for the year ended December 31, 2015 compared to \$16.8 million for the year ended December 31, 2014, an increase of \$6.4 million or 38%. The increase was due primarily to a \$2.2 million increase in personnel costs, a \$1.1 million increase in consulting services expense and a \$0.5 million increase in corporate director and officers insurance as a result of being a public company. Freight expense increased by \$1.3 million as a result of our increase in sales volume and higher cost shipment methods used due to the winter storms during the first quarter of 2015 and the recall announced in August 2015. Facilities and office relocation costs increased \$1.0 million to support our facility move. Additionally, there was a \$0.3 million increase in bank fees related to the prepayment of our term loan, and a \$1.0 million increase in various other expenses, offset in part by a decrease of \$1.1 million in general and patent legal fees.

Total other income/(expenses), net. Total other income/(expenses), net was \$1.2 million for the year ended December 31, 2015 compared to \$0.3 million for the year ended December 31, 2014, an increase of \$1.0 million, or 386%. The increase was primarily due to an increase of \$0.3 million in interest expense associated with our long-term debt, an increase of \$0.8 million related to the prepayment of our term loan, \$0.2 million related to the termination of our revolving line, which was offset by \$0.2 million in other income related to a gain on the royalty settlement from Wright and MicroPort.

Income taxes. Income tax provision was \$41,000 for the years ended December 31, 2015 and 2014. We continue to generate losses for U.S. federal and state tax purposes and have net operating loss carryforwards creating a deferred tax asset. We maintained a full valuation allowance for deferred tax assets.

Liquidity, capital resources and plan of operations

Sources of liquidity and funding requirements

From our inception in June 2004 through the year ended December 31, 2016, we have financed our operations through private placements of preferred stock, our initial public offering, or IPO, bank debt and convertible debt financings, equipment purchase loans and product revenue beginning in 2007. Our product revenue has continued to grow from year-to-year; however, we have not yet attained profitability and continue to incur operating losses. As of December 31, 2016, we had an accumulated deficit of \$383 million.

On July 7, 2015, we closed our initial public offering of our common stock and issued and sold 10,350,000 shares of our common stock, including 1,350,000 shares of common stock issued upon the exercise in full by the underwriters of their over-allotment option, at a public offering price of \$15.00 per share, for aggregate offering proceeds of approximately \$155 million. We received aggregate net proceeds from the offering of approximately \$140 million after deducting underwriting discounts and commissions and offering expenses payable by us. Our common stock began trading on the NASDAQ Global Select Market on July 1, 2015.

In January 2017, we entered into the 2017 Secured Loan Agreement with Oxford consisting of three term loans issued by Oxford, with \$15 million issued for each of the first two term loans and \$20 million issued for the

third term loan, in each case, subject to the satisfaction of certain revenue milestones and customary drawdown conditions. In January 2017, in connection with our entry into the 2017 Secured Loan Agreement, we drew down the first \$15 million term loan. For further information regarding this facility, see "Note R—Subsequent Events—2017 Secured Loan Agreement" in the financial statements and related notes appearing elsewhere in this Annual Report on Form 10-K.

Additionally, in January 2017, we filed a shelf registration statement on Form S-3 with the SEC. Upon being declared effective by the SEC, the shelf registration statement will allow us to sell from time to time up to \$200 million of common stock, preferred stock, debt securities, warrants, or units comprised of any combination of these securities, for our own account in one or more offerings. The shelf registration statement, once effective, is intended to provide us flexibility to conduct registered sales of our securities, subject to market conditions and our future capital needs. The terms of any offering under the shelf registration statement will be established at the time of such offering and will be described in a prospectus supplement filed with the SEC prior to the completion of any such offering. There are no guarantees that the SEC will declare the shelf effective or that we will be able to sell any securities pursuant to it. For further information regarding this shelf registration, see "Note R—Subsequent Events—S-3 Shelf Registration" in the financial statements and related notes appearing elsewhere in this Annual Report on Form 10-K.

We expect to incur substantial expenditures in the foreseeable future in connection with the following:

- expansion of our sales and marketing efforts;
- expansion of our manufacturing capacity;
- funding research, development and clinical activities related to our existing products and product platform, including iFit design software and product support;
- funding research, development and clinical activities related to new products that we may develop, including other joint replacement products;
- pursuing and maintaining appropriate regulatory clearances and approvals for our existing products and any new products that we may develop; and
- preparing, filing and prosecuting patent applications, and maintaining and enforcing our intellectual property rights and position.

In addition, our general and administrative expense will increase due to the additional operational and reporting costs associated with our expanded operations and being a public company.

We anticipate that our principal sources of funds in the future will be revenue generated from the sales of our products, borrowings under our 2017 Secured Loan Agreement, future capital raises through the issuance of equity securities, and revenues that we may generate in connection with licensing our intellectual property. We will need to generate significant additional revenue to achieve and maintain profitability, and even if we achieve profitability, we cannot be sure that we will remain profitable for any substantial period of time. It is also possible that we may allocate significant amounts of capital toward products or technologies for which market demand is lower than anticipated and, as a result, abandon such efforts. If we are unable to obtain adequate financing or financing on terms satisfactory to us when we require it, or if we expend capital on projects that are not successful, our ability to continue to support our business growth and to respond to business challenges could be significantly limited, and we may even have to scale back our operations. Our failure to become and remain profitable could impair our ability to raise capital, expand our business, maintain our research and development efforts or continue to fund our operations.

We may need to engage in additional equity or debt financings to secure additional funds. We may not be able to obtain additional financing on terms favorable to us, or at all. To the extent that we raise additional capital through the future sale of equity or debt, the ownership interest of our stockholders will be diluted. The terms of these future or debt securities may include liquidation or other preferences that adversely affect the rights of our existing common stockholders or involve negative covenants that restrict our ability to take specific actions, such as incurring additional debt or making capital expenditures.

At December 31, 2016, we had cash and cash equivalents and investments of \$65.5 million and \$0.3 million in restricted cash allocated to lease deposits. Based on our current operating plan, we expect that our existing cash and cash equivalents as of December 31, 2016, borrowings under our 2017 Secured Loan Agreement, and anticipated revenue from operations, including from projected sales of our products, will enable us to fund our operating expenses and capital expenditure requirements and pay our debt service as it becomes due for at least the next 12 months from the date of filing. We have based this expectation on assumptions that may prove to be wrong, such as the revenue that we expect to generate from the sale of our products and the gross profit we expect to generate from those revenues, and we could use our capital resources sooner than we expect.

Cash flows

The following table sets forth a summary of our cash flows for the periods indicated, as well as the year-over-year change (in thousands):

| | Years Ended December 31, | | | |
|---------------------------------|--------------------------|-------------|--------------|----------|
| | 2016 | 2015 | \$ Change | % Change |
| Net cash (used in) provided by: | | | | |
| Operating activities | \$ (49,132) | \$ (54,450) | \$ 5,318 | 10 % |
| Investing activities | (35,425) | (806) | (34,619) | (4,295) |
| Financing activities | 3,602 | 134,565 | (130,963) | (97) |
| Effect of exchange rate on cash | 1,027 | (24) | 1,051 | 4,379 |
| Total | \$ (79,928) | \$ 79,285 | \$ (159,213) | (201)% |

Net cash used in operating activities. Net cash used in operating activities was \$49.1 million for the year ended December 31, 2016 and \$54.5 million for the year ended December 31, 2015, a decrease of \$5.3 million. These amounts primarily reflect net losses of \$57.6 million for the year ended December 31, 2016 and \$57.2 million for the year ended December 31, 2015. The net cash used in operating activities for the year ended December 31, 2016 was primarily affected by changes in our operating assets and liabilities, including a decrease from accounts receivable of \$6.1 million and a decrease from inventory of \$3.6 million, offset by an increase from deferred royalty revenue of \$5.2 million, an increase of \$0.5 million from accounts payable and accrued liabilities, and an increase from prepaid and other assets of \$0.5 million, as well as a decrease from non-cash stock-based compensation totaling \$1.7 million.

Net cash used in investing activities. Net cash used in investing activities was \$35.4 million for the year ended December 31, 2016 and \$0.8 million for the year ended December 31, 2015, an increase of \$34.6 million. These amounts primarily reflect an increase of \$65.6 million from the purchase of investments securities classified as available-for-sale, an increase of \$3.5 million from restricted cash balances and an increase of \$2.5 million from cash used for purchases of property and equipment, offset by a decrease of \$37.1 million from maturity of investments. We anticipate that the amount of cash used in investing activities will increase in 2017 as we purchase additional property and equipment to manufacture more components in our own facility.

Net cash provided by financing activities. Net cash provided by financing activities was \$3.6 million for the year ended December 31, 2016 and \$134.6 million for the year ended December 31, 2015, a decrease of \$131.0 million. The decrease was due to a \$144.2 million decrease from net proceeds from the issuance of common and preferred stock in our IPO, which was offset by an increase of \$9.8 million from debt payments primarily related to the prepayment of the SVB/Oxford Term Loan A that was paid off at the end of 2015.

The following table sets forth a summary of our cash flows for the periods indicated, as well as the year-over-year change (in thousands):

| | Years Ended December 31, | | | |
|---------------------------------|--------------------------|-------------|-------------|----------|
| | 2015 | 2014 | \$ Change | % Change |
| Net cash (used in) provided by: | | | | |
| Operating activities | \$ (54,450) | \$ (43,539) | \$ (10,911) | (25)% |
| Investing activities | (806) | (1,506) | 700 | 46 |
| Financing activities | 134,565 | 29,337 | 105,228 | 359 |
| Effect of exchange rate on cash | (24) | (613) | 589 | 96 |
| Total | \$ 79,285 | \$ (16,321) | \$ 95,606 | 586 % |

Net cash used in operating activities. Net cash used in operating activities was \$54.5 million for the year ended December 31, 2015 and \$43.5 million for the year ended December 31, 2014, an increase of \$10.9 million. These amounts primarily reflect net losses of \$57.2 million for the year ended December 31, 2015 and \$45.7 million for the year ended December 31, 2014. The net cash used in operating activities for the year ended December 31, 2015 was affected by changes in our operating assets and liabilities, including an increase in deferred royalty revenue of \$4.9 million, an increase in non-cash stock-based compensation and depreciation totaling \$2.0 million, offset by a decrease of \$0.1 million in accounts payable and accrued liabilities, an increase in our accounts receivable of \$3.2 million, an increase in our inventory of \$2.8 million, and an increase in our outstanding prepaid and other assets of \$0.7 million.

Net cash used in investing activities. Net cash used in investing activities was \$0.8 million for the year ended December 31, 2015 and \$1.5 million for the year ended December 31, 2014, a decrease of \$0.7 million. These amounts primarily reflect a decrease of \$2.7 million in restricted cash balances offset by an increase of \$2.0 million in cash used for purchases of property and equipment.

Net cash provided by financing activities. Net cash provided by financing activities was \$134.6 million for the year ended December 31, 2015 and \$29.3 million for the year ended December 31, 2014, an increase of \$105.2 million. The increase was due to a \$122.6 million increase in net proceeds from the issuance of common and preferred stock, which was offset by a \$10.0 million decrease in debt proceeds and a \$7.9 million increase in debt payments primarily related to the prepayment of the SVB/Oxford Term Loan A.

Contractual obligations and commitments

The following table summarizes our contractual obligations as of the year ended December 31, 2016 (in thousands):

| Contractual Obligations | Payment Due by Period | | | | |
|---|-----------------------|------------------|-----------------|-----------------|-----------------|
| | Total | Less than 1 year | Years 1 to 3 | Years 3 to 5 | After 5 years |
| Operating lease obligations - real estate (1) | \$ 11,724 | \$ 1,179 | \$ 3,037 | \$ 3,185 | \$ 4 |
| Other (2) | 1,418 | 484 | 409 | 400 | 125 |
| Total (3) | \$ 13,142 | \$ 1,663 | \$ 3,446 | \$ 3,585 | \$ 4,448 |

(1) Represents operating lease commitments for office and manufacturing space in Bedford, Wilmington and Billerica, Massachusetts.

(2) Represents amounts payable under our product royalty agreements, operating leases for office equipment and a software development collaboration project.

(3) This table does not include: (a) revenue share obligations to past and present members of our scientific advisory board and one of our directors, as the amounts of such payments are not known with certainty; and (b) contracts that are entered into in the ordinary course of business that are not material in the aggregate in any period presented above. See "—Revenue share agreements" and "Certain Relationships and Related-Persons Transactions—Revenue share agreement with Dr. Lang" for a description of our revenue share arrangements.

Revenue share agreements

We are party to revenue share agreements with certain past and present members of our scientific advisory board under which these advisors agreed to participate on our scientific advisory board and to assist with the development of our customized implant products and related intellectual property. These agreements provide that we will pay the advisor a specified percentage of our net revenues, ranging from 0.2% to 1.33%, with respect to our products on which the advisor made a technical contribution or, in some cases, which are covered by a claim of one of our patents on which the advisor is a named inventor. The specific percentage is determined by reference to product classifications set forth in the agreement and is tiered based on the level of net revenues collected by us on such product sales. Our payment obligations under these agreements typically expire a fixed number of years after expiration or termination of the agreement, but in some cases expire on a product-by-product basis or expiration of the last to expire of our patents for which the advisor is a named inventor that claims the applicable product.

Philipp Lang, M.D., one of our directors and our former Chief Executive Officer, joined our scientific advisory board in 2004 prior to becoming an employee. We entered into a revenue share agreement with Dr. Lang in 2008 when he became our Chief Executive Officer. In 2011, we entered into an amended and restated revenue share agreement with Dr. Lang. Under this agreement, the specified percentage of our net revenues payable to Dr. Lang ranges from 0.875% to 1.33% and applies to all of our current products, including our iUni, iDuo, iTotol Cr, and iTotol PS products, as well as certain other knee, hip and shoulder replacement products and related

instrumentation we may develop in the future. Our payment obligations under this agreement expire on a product-by-product basis on the last to expire of our patents on which Dr. Lang is named as an inventor that claim the applicable product. These payment obligations survived termination of Dr. Lang's employment with us. We incurred revenue share expense paid to Dr. Lang of \$1 million, \$0.8 million, and \$0.6 million for the years ended December 31, 2016, 2015 and 2014, respectively.

The aggregate revenue share percentage of net revenue from our currently marketed knee replacement products, including percentages under revenue share agreements with all of our scientific advisory board members and one of our directors, ranges, depending on the particular product, from 3.4% to 5.8%. We incurred aggregate revenue share expense, included in research and development, including all amounts payable under our scientific advisory board and Dr. Lang revenue share agreements of \$3.5 million during the year ended December 31, 2016, representing 4.4% of product revenue, \$3.2 million during the year ended December 31, 2015, representing 5.0% of product revenue, and \$1.4 million during the year ended December 31, 2014, representing 4% of product revenue. For further information, see "Note J—Commitments and Contingencies — Revenue Share Agreements" or "Note L—Related Party Transactions —Revenue Share Agreement" in the financial statements and related notes appearing elsewhere in this Annual Report on Form 10-K.

Segment information

We have one primary business activity and operate as one reportable segment.

Off-balance sheet arrangements

Through December 31, 2016, we did not have any relationships with unconsolidated organizations or financial partnerships, such as structured finance or special purpose entities, which would have been established for the purpose of facilitating off-balance sheet arrangements or other contractually narrow or limited purposes.

Critical accounting policies and significant judgments and use of estimates

We have prepared our consolidated financial statements in conformity with accounting principles generally accepted in the United States. Our preparation of these financial statements and related disclosures requires us to make estimates and assumptions that affect the reported amounts of assets and liabilities and disclosure of contingent assets and liabilities at the date of the financial statements, and the reported amounts of revenue and expenses during the reporting periods. The accounting estimates that require our most significant estimates include revenue recognition, accounts receivable valuation, inventory valuations, intangible valuation, equity instruments, impairment assessments, income tax reserves and related allowances, and the lives of property and equipment. We evaluate our estimates and judgments on an ongoing basis. Actual results may differ from these estimates under different assumptions or conditions. Our critical accounting policies are more fully described in "Note B—Summary of Significant Accounting Policies" to the consolidated financial statements appearing in this Annual Report on Form 10-K.

Revenue recognition

We generate revenue from the sale of customized implants and instruments to medical facilities through the use of a combination of direct sales personnel, independent sales representatives and distributors.

We recognize revenue when all of the following criteria are met:

- persuasive evidence of an arrangement exists;
- the sales price is fixed or determinable;
- collection of the relevant receivable is probable at the time of sale; and
- delivery has occurred or services have been rendered.

For a majority of sales to medical facilities, we recognize revenue upon completion of the procedure, which represents satisfaction of the required revenue recognition criteria. For the remaining sales, which are made directly through distributors and generally represent less than 1% of revenue, we recognize revenue at the time of shipment of the product, which represents the point in time when the customer has taken ownership and assumed the risk of loss and the required revenue recognition criteria are satisfied. Such customers are obligated to pay within specified

time periods regardless of when or if they ever sell or use the products. Once the revenue recognition criteria have been satisfied we do not offer rights of return or price protection and there are no post-delivery obligations.

Accounts receivable and allowance for doubtful accounts

Accounts receivable consist of amounts due from medical facilities that have been billed and unbilled. Upon completion of a procedure, we recognize revenue and record an unbilled receivable. Upon receipt of a purchase order number from the medical facility, which is used by the medical facility to facilitate payment, we record a billed receivable and reverse the unbilled receivable. The unbilled receivable balance fluctuates based on the timing of when purchase order numbers are received from medical facilities. In estimating whether accounts receivable can be collected, we perform evaluations of customers and continuously monitor collections and payments and estimates an allowance for doubtful accounts based on the aging of the underlying invoices, collections experience to date and any specific collection issues that have been identified. The allowance for doubtful accounts is recorded in the period in which revenue is recorded or at the time potential collection risk is identified.

Inventories

Inventories consist of raw materials, work-in-process components and finished goods. Inventories are stated at the lower of cost, determined using the first-in first-out method, or market value. We regularly review our inventory quantities on hand and related cost and record a provision for any excess or obsolete inventory based on its estimated forecast of product demand and existing product configurations. We also review our inventory value to determine if it reflects the lower of cost or market, with market determined based on net realizable value. Appropriate consideration is given to inventory items sold at negative gross margins, purchase commitments and other factors in evaluating net realizable value.

Intangibles and other long-lived assets

Intangible assets consist of developed technology and other intellectual property rights licensed from ImaTx as part of the spin-out transaction in 2004. Intangible assets are carried at cost less accumulated amortization. We test impairment of long-lived assets when events or circumstances indicate that the assets might be impaired. For assets with determinable useful lives, amortization is computed using the straight-line method over the estimated economic lives of the respective intangible assets.

Furthermore, periodically we assess whether long-lived assets, including intangible assets, should be tested for recoverability whenever events or circumstances indicate that their carrying value may not be recoverable. The amount of impairment, if any, is measured based on fair value, which is determined using estimated undiscounted cash flows to be generated from such assets or group of assets. If the cash flow estimates or the significant operating assumptions upon which they are based change in the future, the Company may be required to record impairment charges. During the years ended December 31, 2016, 2015 or 2014, no such impairment charges were recognized.

Stock-based compensation

We account for stock-based compensation in accordance with ASC 718, Stock Based Compensation. ASC 718 requires all stock-based payments to employees and consultants, including grants of stock options, to be recognized in the consolidated statements of operations based on their fair values. We use the Black-Scholes option pricing model to determine the weighted-average fair value of options granted and recognizes the compensation expense of stock-based awards on a straight-line basis over the vesting period of the award.

The determination of the fair value of stock-based payment awards utilizing the Black-Scholes option pricing model is affected by the stock price, exercise price, and a number of assumptions, including expected volatility of the stock, expected life of the option, risk-free interest rate and expected dividends on the stock. We evaluate the assumptions used to value the awards at each grant date and if factors change and different assumptions are utilized, stock-based compensation expense may differ significantly from what has been recorded in the past. If there are any modifications or cancellations of the underlying unvested securities, we may be required to accelerate, increase or cancel any remaining unearned stock-based compensation expense.

The stock price for option grants are set by our board of directors and, prior to our IPO in July 2015, were based upon guidance set forth by the American Institute of Certified Public Accountants, or AICPA, in its Technical Practice Aid, *“Valuation of Privately Held Company Equity Securities Issued as Compensation”*. To that end, the board considered a number of factors in determining the option price, including: (1) past sales of our convertible preferred stock, and the rights, preferences and privileges of the Company stock, (2) obtaining FDA 510(k) clearance, and (3) achievement of budgeted results. See “Note M—Stockholders’ Equity” to the consolidated financial statements appearing in this Annual Report on Form 10-K for a summary of the stock option activity under our stock-based compensation plan.

JOBS Act accounting election

The Jumpstart our Business Startups Act of 2012, or the JOBS Act, permits an “emerging growth company” such as us to take advantage of an extended transition period to comply with new or revised accounting standards applicable to public companies. We chose to “opt out” of this provision and, as a result, we will comply with new or revised accounting standards as required when they are adopted. This decision to opt out of the extended transition period under the JOBS Act is irrevocable.

Recent accounting pronouncements

See “Note B —Summary of Significant Accounting Policies” to the financial statements in this Annual Report on Form 10-K for a full description of recent accounting pronouncements, including the expected dates of adoption and estimated effects on results of operations and financial condition.

Reclassification

During the quarter ended June 30, 2016, the Company identified that certain costs of revenue had been improperly classified as sales and marketing expense in the Consolidated Statements of Operations. The Company has concluded that the prior classification was an error and that it is immaterial to all annual and quarterly periods previously presented. However, to facilitate period-over-period comparisons, the Company has revised its prior period financial statements to reflect the corrections in the period in which the expenses were incurred. As a result, the Company reclassified \$2.7 million and \$1.7 million from sales and marketing to cost of revenue for the years ended December 31, 2015 and 2014, respectively. These reclassifications did not have any impact on loss from operations, net loss per share - basic and diluted or accumulated deficit. For year-over-year comparison, the Company incurred related expense, included in cost of revenue, of \$3.5 million for the year ended December 31, 2016.

ITEM 7A. QUANTITATIVE AND QUALITATIVE DISCLOSURES ABOUT MARKET RISK

We are exposed to various market risks, which may result in potential losses arising from adverse changes in market rates, such as interest rates and foreign exchange rates. We do not enter into derivatives or other financial instruments for trading or speculative purposes and do not believe we are exposed to material market risk with respect to our cash and cash equivalents.

Interest rate risk

We are exposed to limited market risk related to fluctuation interest rates and market prices. Our primary exposure to market risk is interest rate sensitivity, which is affected by changes in the general level of U.S. interest rates. As of December 31, 2016 we had cash and cash equivalents of \$37 million consisting of demand deposits and money market accounts on deposit with certain financial institutions. We had \$1.6 million as of December 31, 2016 and \$2.1 million as of December 31, 2015 held in foreign bank accounts that were not federally insured. A hypothetical 100 basis point change in interest rates during any of the periods presented would not have had a material impact on our consolidated financial statements.

Foreign currency exchange risk

Fluctuations in the rate of exchange between the U.S. dollar and foreign currencies could adversely affect our financial results. Approximately 21% of our product revenue for the year ended December 31, 2016 and 25% of our product revenue for the years ended December 31, 2015 and 2014 were denominated in foreign currencies. We expect that foreign currencies will continue to represent a similarly significant percentage of our net sales in the future. Costs of revenue related to these sales are primarily denominated in U.S. dollars; however, operating costs, including sales and marketing and general and administrative expense, related to these sales are largely denominated in the same currencies as the sales, thereby partially limiting our transaction risk exposure. Additionally, fluctuations in foreign currency exchange rates may cause us to recognize transaction gains and losses in our statement of operations. In 2016, we began transferring excess cash residing in our German bank account to the U.S. As a result, intercompany loans with ConforMIS Europe GmbH, our wholly owned subsidiary, generated as a result of selling our products to customers in Germany, are no longer treated as permanent, and gains and losses realized on intercompany loan balances, which are generated from the sale of our products to foreign customers, are included in the consolidated statements of operations. In 2016, we incurred \$1.4 million in foreign exchange transaction loss on intercompany loan balances included in foreign currency transaction loss. To date, we have not engaged in any foreign currency hedging transactions. As our international operations grow, we will continue to reassess our approach to managing the risks relating to fluctuations in currency rates. A 10% increase or decrease in foreign currency exchange rates would have resulted in additional income or expense of \$2.2 million for the year ended December 31, 2016, \$0.6 million for the year ended December 31, 2015, and \$0.3 million for the year ended December 31, 2014.

We do not believe that inflation and change in prices had a significant impact on our results of operations for any periods presented in our consolidated financial statements.

ITEM 8. FINANCIAL STATEMENTS AND SUPPLEMENTARY DATA

Index to Consolidated Financial Statements

| | <u>Page</u> |
|--|-------------|
| Report of Independent Registered Public Accounting Firm | 85 |
| Consolidated Balance Sheets | 86 |
| Consolidated Statements of Operations | 87 |
| Consolidated Statements of Comprehensive Loss | 88 |
| Consolidated Statements of Changes in Stockholders' Equity | 89 |
| Consolidated Statements of Cash Flows | 90 |
| Notes to Consolidated Financial Statements | 91 |

REPORT OF INDEPENDENT REGISTERED PUBLIC ACCOUNTING FIRM

Board of Directors and Stockholders
ConforMIS, Inc.

We have audited the accompanying consolidated balance sheets of ConforMIS, Inc. (a Delaware corporation) and subsidiaries (the “Company”) as of December 31, 2016 and 2015, and the related consolidated statements of operations, comprehensive loss, changes in stockholders’ equity, and cash flows for each of the three years in the period ended December 31, 2016. These financial statements are the responsibility of the Company’s management. Our responsibility is to express an opinion on these financial statements based on our audits.

We conducted our audits in accordance with the standards of the Public Company Accounting Oversight Board (United States). Those standards require that we plan and perform the audit to obtain reasonable assurance about whether the financial statements are free of material misstatement. We were not engaged to perform an audit of the Company’s internal control over financial reporting. Our audits included consideration of internal control over financial reporting as a basis for designing audit procedures that are appropriate in the circumstances, but not for the purpose of expressing an opinion on the effectiveness of the Company’s internal control over financial reporting. Accordingly, we express no such opinion. An audit also includes examining, on a test basis, evidence supporting the amounts and disclosures in the financial statements, assessing the accounting principles used and significant estimates made by management, as well as evaluating the overall financial statement presentation. We believe that our audits provide a reasonable basis for our opinion.

In our opinion, the consolidated financial statements referred to above present fairly, in all material respects, the financial position of ConforMIS, Inc. and subsidiaries as of December 31, 2016 and 2015, and the results of their operations and their cash flows for each of the three years in the period ended December 31, 2016 in conformity with accounting principles generally accepted in the United States of America.

/s/ GRANT THORNTON LLP

Boston, Massachusetts
March 8, 2017

CONFORMIS, INC. AND SUBSIDIARIES
Consolidated Balance Sheets
(in thousands, except share and per share data)

| | <u>December 31, 2016</u> | <u>December 31, 2015</u> |
|--|--------------------------|--------------------------|
| Assets | | |
| Current Assets | | |
| Cash and cash equivalents | \$ 37,257 | \$ 117,185 |
| Investments | 28,242 | — |
| Accounts receivable, net | 14,675 | 14,867 |
| Inventories | 11,720 | 11,520 |
| Prepaid expenses and other current assets | 3,954 | 2,451 |
| Total current assets | <u>95,848</u> | <u>146,023</u> |
| Property and equipment, net | 15,084 | 10,966 |
| Other Assets | | |
| Restricted cash | 300 | 600 |
| Intangible assets, net | 746 | 995 |
| Goodwill | 753 | 753 |
| Other long-term assets | 79 | 32 |
| Total assets | <u>\$ 112,810</u> | <u>\$ 159,369</u> |
| Liabilities and stockholders' equity | | |
| Current liabilities | | |
| Accounts payable | \$ 5,474 | \$ 4,718 |
| Accrued expenses | 8,492 | 7,811 |
| Deferred revenue | 305 | 305 |
| Current portion of long-term debt | — | 295 |
| Total current liabilities | <u>14,271</u> | <u>13,129</u> |
| Other long-term liabilities | 164 | 220 |
| Deferred revenue | 4,320 | 4,625 |
| Long-term debt | — | 183 |
| Total liabilities | <u>18,755</u> | <u>18,157</u> |
| Commitments and contingencies | — | — |
| Stockholders' equity | | |
| Preferred stock, \$0.00001 par value: | | |
| Authorized: 5,000,000 shares authorized at December 31, 2016 and December 31, 2015; no shares issued and outstanding as of December 31, 2016 and December 31, 2015 | — | — |
| Common stock, \$0.00001 par value: | | |
| Authorized: 200,000,000 shares authorized at December 31, 2016 and December 31, 2015; 43,399,547 and 41,110,127 shares issued and outstanding at December 31, 2016 and December 31, 2015, respectively | — | — |
| Additional paid-in capital | 476,486 | 467,075 |
| Accumulated deficit | (382,930) | (325,342) |
| Accumulated other comprehensive income (loss) | 499 | (521) |
| Total stockholders' equity | <u>94,055</u> | <u>141,212</u> |
| Total liabilities and stockholders' equity | <u>\$ 112,810</u> | <u>\$ 159,369</u> |

The accompanying notes are an integral part of these consolidated financial statements.

CONFORMIS, INC. AND SUBSIDIARIES
Consolidated Statements of Operations
(in thousands, except share and per share data)

| | Years Ended December 31, | | |
|--|--------------------------|--------------------|--------------------|
| | 2016 | 2015 | 2014 |
| Revenue | | | |
| Product | \$ 78,921 | \$ 62,791 | \$ 48,186 |
| Royalty | 978 | 4,096 | — |
| Total revenue | 79,899 | 66,887 | 48,186 |
| Cost of revenue | 53,192 | 45,102 | 32,374 |
| Gross profit | 26,707 | 21,785 | 15,812 |
| Operating expenses | | | |
| Sales and marketing | 41,086 | 37,558 | 29,367 |
| Research and development | 16,608 | 16,997 | 15,107 |
| General and administrative | 25,157 | 23,191 | 16,763 |
| Total operating expenses | 82,851 | 77,746 | 61,237 |
| Loss from operations | (56,144) | (55,961) | (45,425) |
| Other income and expenses | | | |
| Interest income | 487 | 138 | 104 |
| Interest expense | (138) | (1,385) | (360) |
| Loss on extinguishment of debt | — | (205) | — |
| Foreign currency transaction loss | (1,607) | — | — |
| Other income (expense) | (123) | 208 | — |
| Total other income/(expenses), net | (1,381) | (1,244) | (256) |
| Loss before income taxes | (57,525) | (57,205) | (45,681) |
| Income tax provision | 63 | 41 | 41 |
| Net loss | <u>\$ (57,588)</u> | <u>\$ (57,246)</u> | <u>\$ (45,722)</u> |
| Net loss per share - basic and diluted | \$ (1.39) | \$ (2.60) | \$ (10.78) |
| Weighted average common shares outstanding - basic and diluted | 41,521,629 | 21,993,066 | 4,239,564 |

The accompanying notes are an integral part of these consolidated financial statements.

CONFORMIS, INC. AND SUBSIDIARIES
Consolidated Statements of Comprehensive Loss
(in thousands)

| | Years Ended December 31, | | |
|---|--------------------------|-------------|-------------|
| | 2016 | 2015 | 2014 |
| Net loss | \$ (57,588) | \$ (57,246) | \$ (45,722) |
| Other comprehensive income (loss) | | | |
| Foreign currency translation adjustments | 1,027 | (24) | (613) |
| Change in unrealized gain (loss) on available-for-sale securities, net of tax | (7) | — | — |
| Comprehensive loss | \$ (56,568) | \$ (57,270) | \$ (46,335) |

The accompanying notes are an integral part of these consolidated financial statements.

CONFORMIS, INC. AND SUBSIDIARIES

**Consolidated Statements of Changes in Stockholders' Equity
(in thousands, except share and per share data)**

| | Convertible Preferred Stock | | Common Stock | | Additional Paid-In Capital | Accumulated Deficit | Accumulated Other Comprehensive Income (Loss) | Total |
|--|-----------------------------|-----------|--------------|-----------|----------------------------|---------------------|---|-----------|
| | Shares | Par Value | Shares | Par Value | | | | |
| Balance, December 31, 2013 | 47,811,716 | \$ — | 4,161,178 | \$ — | \$ 291,218 | \$ (222,374) | \$ 116 | \$ 68,960 |
| Issuance of common stock—option exercise | | | 124,986 | — | 121 | | | 121 |
| Issuance of Series D preferred stock—warrant exercise | 367,456 | — | | | 2,205 | | | 2,205 |
| Issuance of Series E-1 preferred stock | 2,806,480 | — | | | 22,452 | | | 22,452 |
| Issuance costs of Series E-1 preferred stock | | | | | (302) | | | (302) |
| Issuance of Series E-1 and E-2 preferred stock warrants | | | | | 42 | | | 42 |
| Issuance costs of common stock warrants | | | | | 134 | | | 134 |
| Compensation expense related to issued stock options | | | | | 2,550 | | | 2,550 |
| Net loss | | | | | | (45,722) | | (45,722) |
| Other comprehensive income | | | | | | | (613) | (613) |
| Balance, December 31, 2014 | 50,985,652 | — | 4,286,164 | — | 318,420 | (268,096) | (497) | 49,827 |
| Issuance of common stock—option exercise | | | 383,458 | — | 806 | | | 806 |
| Issuance of common stock—restricted stock | | | 174,530 | — | — | | | — |
| Issuance of common stock—warrant exercise | | | 11,734 | — | 18 | | | 18 |
| Issuance of common stock—initial public offering | | | 10,350,000 | — | 139,766 | | | 139,766 |
| Issuance of common stock—preferred stock conversion to common stock | (51,808,561) | — | 25,904,241 | — | — | | | — |
| Issuance of Series D preferred stock—warrant exercise | 321,854 | — | | | 450 | | | 450 |
| Issuance of Series E-1 preferred stock—warrant exercise | 300,059 | — | | | 2,400 | | | 2,400 |
| Issuance of Series E-2 preferred stock—warrant exercise | 200,996 | — | | | 1,608 | | | 1,608 |
| Compensation expense related to issued stock options and restricted stock awards | | | | | 3,607 | | | 3,607 |
| Net loss | | | | | | (57,246) | | (57,246) |
| Other comprehensive income | | | | | | | (24) | (24) |
| Balance, December 31, 2015 | — | — | 41,110,127 | — | 467,075 | (325,342) | (521) | 141,212 |
| Issuance of common stock—option exercise | | | 1,467,692 | — | 4,087 | | | 4,087 |
| Issuance of common stock—restricted stock | | | 804,019 | — | — | | | — |
| Issuance of common stock—warrant exercise | | | 17,709 | — | — | | | — |
| Compensation expense related to issued stock options and restricted stock awards | | | | | 5,324 | | | 5,324 |
| Net loss | | | | | | (57,588) | | (57,588) |
| Other comprehensive income | | | | | | | 1,020 | 1,020 |
| Balance, December 31, 2016 | — | \$ — | 43,399,547 | \$ — | \$ 476,486 | \$ (382,930) | \$ 499 | \$ 94,055 |

The accompanying notes are an integral part of these consolidated financial statements.

CONFORMIS, INC. AND SUBSIDIARIES

Consolidated Statements of Cash Flows
(in thousands)

| | Years Ended December 31, | | |
|---|--------------------------|-------------------|------------------|
| | 2016 | 2015 | 2014 |
| Cash flows from operating activities | | | |
| Net loss | \$ (57,588) | \$ (57,246) | \$ (45,722) |
| Adjustments to reconcile net loss to net cash used by operating activities: | | | |
| Depreciation and amortization expense | 3,153 | 2,619 | 2,080 |
| Amortization of debt discount | 7 | 135 | 24 |
| Stock-based compensation expense | 5,324 | 3,607 | 2,550 |
| Provision for bad debts on trade receivables | 188 | 359 | 6 |
| Impairment of long term assets | 123 | — | — |
| Disposal of long term assets | 16 | 2 | 44 |
| Loss on extinguishment of debt | — | 205 | — |
| Amortization/accretion on investments | 315 | — | — |
| Changes in operating assets and liabilities: | | | |
| Accounts receivable | 4 | (6,107) | (2,929) |
| Inventories | (200) | (3,829) | (1,071) |
| Prepaid expenses and other assets | (1,550) | (1,045) | (332) |
| Accounts payable and accrued liabilities | 1,437 | 1,969 | 2,075 |
| Deferred royalty revenue | (305) | 4,932 | — |
| Other long-term liabilities | (56) | (51) | (264) |
| Net cash used in operating activities | <u>(49,132)</u> | <u>(54,450)</u> | <u>(43,539)</u> |
| Cash flows from investing activities: | | | |
| Acquisition of property and equipment | (7,161) | (4,643) | (2,614) |
| Decrease in restricted cash | 300 | 3,837 | 1,108 |
| Purchase of investments | (65,614) | — | — |
| Maturity of investments | 37,050 | — | — |
| Net cash used in investing activities | <u>(35,425)</u> | <u>(806)</u> | <u>(1,506)</u> |
| Cash flows from financing activities: | | | |
| Net proceeds from issuance of preferred stock | — | — | 21,598 |
| Proceeds from exercise of common stock options | 4,087 | 806 | 121 |
| Proceeds from exercise of common stock warrant | — | 18 | — |
| Proceeds from exercise of preferred stock warrant | — | 4,458 | — |
| Proceeds from issuance of debt | — | — | 10,000 |
| Payments on notes payable | (485) | (10,278) | (2,382) |
| Payment on extinguishment of debt | — | (205) | — |
| Net proceeds from issuance of common stock | — | 139,766 | — |
| Net cash provided by financing activities | <u>3,602</u> | <u>134,565</u> | <u>29,337</u> |
| Foreign exchange effect on cash and cash equivalents | 1,027 | (24) | (613) |
| (Decrease) increase in cash and cash equivalents | (79,928) | 79,285 | (16,321) |
| Cash and cash equivalents, beginning of period | 117,185 | 37,900 | 54,221 |
| Cash and cash equivalents, end of period | <u>\$ 37,257</u> | <u>\$ 117,185</u> | <u>\$ 37,900</u> |
| Supplemental information: | | | |
| Cash paid for income taxes | \$ 52 | \$ 187 | \$ 156 |
| Cash paid for interest | 48 | 1,284 | 162 |
| Non cash investing and financing activities | | | |
| Issuances of Series E-1 preferred stock warrants | — | — | 177 |

The accompanying notes are an integral part of these consolidated financial statements.

CONFORMIS, INC. AND SUBSIDIARIES

Notes to Consolidated Financial Statements

Note A—Organization and Basis of Presentation

ConforMIS, Inc. and subsidiaries (the “Company”) is a medical technology company that uses its proprietary iFit Image-to-Implant technology platform to develop, manufacture and sell joint replacement implants that are individually sized and shaped, which the Company refers to as customized, to fit each patient’s unique anatomy. The Company’s proprietary iFit® technology platform is potentially applicable to all major joints. The Company offers a broad line of customized knee implants designed to restore the natural shape of a patient’s knee.

The Company was incorporated in Delaware and commenced operations in 2004. The Company introduced its iUni and iDuo in 2007, its iTot CR in 2011 and its iTot PS in 2015. The Company has its corporate offices in Bedford, Massachusetts.

Liquidity and operations

Since the Company’s inception in June 2004, it has financed its operations through private placements of preferred stock, its initial public offering in July 2015, bank debt and convertible debt financings, equipment purchase loans, and, beginning in 2007, product revenue. The Company’s product revenue has continued to grow from year-to-year; however, it has not yet attained profitability and continues to incur operating losses. At December 31, 2016, the Company had an accumulated deficit of \$382.9 million.

The Company anticipates that its principal sources of funds in the future will be revenue generated from the sales of its products, borrowings under our 2017 Secured Loan Agreement, future capital raises through the issuance of equity securities, and revenues that may be generated in connection with licensing its intellectual property.

At December 31, 2016, the Company had cash and cash equivalents and investments of \$65.5 million and \$0.3 million in restricted cash allocated to a lease deposit. At December 31, 2015, the Company had cash and cash equivalents and investments of \$117.2 million and \$0.6 million in restricted cash allocated to lease deposits.

In January 2017, the Company entered into the 2017 Secured Loan Agreement with Oxford consisting of three term loans issued by Oxford with \$15 million issued for each of the first two term loans and \$20 million issued for the third term loan, in each case, subject to the satisfaction of certain revenue milestones and customary drawdown conditions. In January 2017, in connection with the entry into the 2017 Secured Loan Agreement, the Company drew down the first \$15 million term loan. For further information regarding this facility, see “Note R—Subsequent Events—2017 Secured Loan Agreement” in the financial statements and related notes appearing elsewhere in this Annual Report on Form 10-K.

Additionally, in January 2017, the Company filed a shelf registration statement on Form S-3 with the SEC. Upon being declared effective by the SEC, the shelf registration statement will allow the Company to sell from time to time up to \$200 million of common stock, preferred stock, debt securities, warrants, or units comprised of any combination of these securities, for its own account in one or more offerings. The shelf registration statement, once effective, is intended to provide the Company flexibility to conduct sales of our registered securities, subject to market conditions and our future capital needs. The terms of any offering under the shelf registration statement will be established at the time of such offering and will be described in a prospectus supplement filed with the SEC prior to the completion of any such offering. For further information regarding this shelf registration, see “Note R—Subsequent Events—S-3 Shelf Registration” in the financial statements and related notes appearing elsewhere in this Annual Report on Form 10-K.

At December 31, 2016, the Company had cash and cash equivalents and investments of \$65.5 million and \$0.3 million in restricted cash allocated to lease deposits. Based on its current operating plan, the Company expects that its existing cash and cash equivalents as of December 31, 2016, borrowings under its 2017 Secured Loan Agreement, and anticipated revenue from operations, including from projected sales of its products, will enable it to fund its operating expenses and capital expenditure requirements and pay its debt service as it becomes due for at least the next 12 months from the date of filing. The Company has based this expectation on assumptions that may prove to be wrong, such as the revenue that it expects to generate from the sale of its

products and the gross profit the Company expects to generate from those revenues, and it could use its capital resources sooner than we expect.

In the event the Company's operating plan is not sufficient to fund its operations, the Company may need to engage in equity or debt financings to secure additional funds. The Company may not be able to obtain additional financing on terms favorable to the Company, or at all.

Basis of presentation and use of estimates

The preparation of consolidated financial statements in conformity with accounting principles generally accepted in the United States requires management to make estimates and assumptions that affect the reported amounts of assets and liabilities and disclosure of contingent assets and liabilities at the date of the consolidated financial statements, and the reported amounts of revenue and expenses during the reporting periods. The most significant estimates used in these consolidated financial statements include the valuation of accounts receivable, inventory reserves, intangible valuation, equity instruments, impairment assessments, income tax reserves and related allowances, and the lives of property and equipment. Actual results may differ from those estimates.

Note B—Summary of Significant Accounting Policies

Concentrations of credit risk and other risks and uncertainties

Financial instruments that subject the Company to credit risk primarily consist of cash, cash equivalents and accounts receivable. The Company maintains the majority of its cash with accredited financial institutions.

The Company and its contract manufacturers rely on sole source suppliers and service providers for certain components. There can be no assurance that a shortage or stoppage of shipments of the materials or components that the Company purchases will not result in a delay in production or adversely affect the Company's business. The Company is in the process of validating alternate suppliers relative to certain key components, which are expected to be phased in during the coming periods.

For the years ended December 31, 2016, 2015 and 2014, no customer represented greater than 10% of revenue. There were no customers that represented greater than 10% of total gross receivable balance at December 31, 2016, 2015 and 2014.

Principles of consolidation

The consolidated financial statements include the accounts of the Company and its wholly owned subsidiaries including ImaTx, Inc., ConforMIS Europe GmbH, ConforMIS UK Limited and ConforMIS Hong Kong Limited. All material intercompany balances and transactions have been eliminated in consolidation.

Cash and cash equivalents

The Company considers all highly liquid investment instruments with original maturities of 90 days or less when purchased, to be cash equivalents. The Company's cash equivalents consist of demand deposits and money market accounts on deposit with certain financial institutions in excess of federally insured limits. Demand deposits are carried at cost which approximates their fair value. Money market accounts are carried at fair value based upon level 1 inputs. See "Note C — Fair Value Measurements" below. The associated risk of concentration is mitigated by banking with credit worthy financial institutions.

The Company had \$1.6 million as of December 31, 2016 and \$2.1 million as of December 31, 2015 held in foreign bank accounts, that was not federally insured. In addition, the Company has recorded restricted cash of \$0.3 million as of December 31, 2016 and \$0.6 million as of December 31, 2015 of security provided for a lease obligation.

Investment securities

The Company classifies its investment securities as available-for-sale. Those investments with maturities less than 12 months at the date of purchase are considered short-term investments. Those investments with maturities greater than 12 months at the date of purchase are considered long-term investments. The Company's

investment securities classified as available-for-sale are recorded at fair value based upon quoted market prices at period end. Unrealized gains and losses, deemed temporary in nature, are reported as a separate component of accumulated other comprehensive income (loss).

A decline in the fair value of any security below cost that is deemed other than temporary results in a charge to earnings and the corresponding establishment of a new cost basis for the security. Premiums (discounts) are amortized (accreted) over the life of the related security the constant yield method. Dividend and interest income are recognized when earned and reported in other income. Realized gains and losses are included in earnings and are derived using the specific identification method for determining the cost of securities sold.

Fair value of financial instruments

Certain of the Company's financial instruments, including cash and cash equivalents, excluding money market funds, accounts receivable, accounts payable, accrued expenses and other liabilities are carried at cost, which approximates their fair value because of the short-term maturity. Based on borrowing rates currently available to the Company for loans with similar terms, the carrying value of the Company's long-term debt approximates its fair value.

Accounts receivable and allowance for doubtful accounts

Accounts receivable consist of amounts due from medical facilities that have been billed and unbilled. Upon completion of a procedure, revenue is recognized and unbilled receivable is recorded. Upon receipt of a purchase order number from the medical facility, which is used by the medical facility to facilitate payment, a billed receivable is recorded and the unbilled receivable is reversed. The unbilled receivable balance fluctuates based on the timing of when purchase order numbers are received from medical facilities. In estimating whether accounts receivable can be collected, the Company performs evaluations of customers and continuously monitors collections and payments and estimates an allowance for doubtful accounts based on the aging of the underlying invoices, collections experience to date and any specific collection issues that have been identified. The allowance for doubtful accounts is recorded in the period in which revenue is recorded or when collection risk is identified.

Inventories

Inventories consist of raw materials, work-in-process components and finished goods. Inventories are stated at the lower of cost, determined using the first-in first-out method, or market value. The Company regularly reviews its inventory quantities on hand and related cost and records a provision for any excess or obsolete inventory based on its estimated forecast of product demand and existing product configurations. The Company also reviews its inventory value to determine if it reflects the lower of cost or market, with market determined based on net realizable value. Appropriate consideration is given to inventory items sold at negative gross margins, purchase commitments and other factors in evaluating net realizable value. During the years ended December 31, 2016, 2015 and 2014, the Company recognized provisions of \$3.5 million, \$2.7 million and \$1.7 million, respectively, to adjust its inventory value to the lower of cost or market for estimated unused product related to known and potential cancelled cases, which is included in cost of revenue.

Property and equipment

Property and equipment is stated at cost less accumulated depreciation and is depreciated using the straight-line method over the estimated useful lives of the respective assets. Leasehold improvements are amortized over their useful life or the life of the lease, whichever is shorter. Assets capitalized under capital leases are amortized in accordance with the respective class of assets and the amortization is included with depreciation expense. Maintenance and repair costs are expensed as incurred.

Intangibles and other long-lived assets

Intangible assets consist of developed technology and other intellectual property rights licensed from ImaTx as part of the spin-out transaction in 2004. Intangible assets are carried at cost less accumulated amortization.

The Company tests impairment of long-lived assets when events or changes in circumstances indicate that the assets might be impaired. For assets with determinable useful lives, amortization is computed using the straight-line method over the estimated economic lives of the respective intangible assets.

Furthermore, periodically the Company assesses whether long-lived assets, including intangible assets, should be tested for recoverability whenever events or circumstances indicate that their carrying value may not be recoverable.

The amount of impairment, if any, is measured based on fair value, which is determined using estimated undiscounted cash flows to be generated from such assets or group of assets. If the cash flow estimates or the significant operating assumptions upon which they are based change in the future, the Company may be required to record impairment charges. During the year ended December 31, 2016, the Company recognized an impairment of long-term assets of \$0.1 million in connection with certain manufacturing equipment previously purchased that was returned to the seller in exchange for credit toward future purchase. The value of such credit is less than the book value of the equipment. During the years ended December 31, 2015 and 2014, no such impairment charges were recognized.

Goodwill

Goodwill relates to amounts that arose in connection with the acquisition of Imaging Therapeutics, Inc. (formerly known as Osteonet.com, renamed ImaTx, Inc.) in 2009. The Company tests goodwill at least annually for impairment, or more frequently when events or changes in circumstances indicate that the assets may be impaired. This impairment test is performed annually during the fourth quarter at the reporting unit level. Goodwill may be considered impaired if the carrying value of the reporting unit, including goodwill, exceeds the reporting unit's fair value. The Company is comprised of one reporting unit. When testing goodwill for impairment, the Company has the option to first assess the qualitative factors to determine whether it is more likely than not that the fair value of its reporting unit is less than its carrying amount. This qualitative analysis is used as a basis for determining whether it is necessary to perform the two-step goodwill impairment analysis. If the Company determines that it is more likely than not that its fair value is less than its carrying amount, then the two-step goodwill impairment test will be performed. If the two-step approach is performed, the Company will estimate fair value of the reporting unit, which is typically estimated using a discounted cash flow approach, and requires the use of assumptions and judgments including estimates of future cash flows and the selection of discount rates. During the years ended December 31, 2016, 2015 and 2014, there were no triggering events which would require the two-step goodwill impairment assessment.

Revenue recognition

Product

The Company generates revenue from the sale of customized implants and instruments to medical facilities through the use of a combination of direct sales personnel, independent sales representatives and distributors in the United States, Germany, the United Kingdom, Ireland, Austria, Switzerland, Singapore and Hong Kong.

Revenue is recognized when all of the following criteria are met:

- persuasive evidence of an arrangement exists;
- the sales price is fixed or determinable;
- collection of the relevant receivable is probable at the time of sale; and
- delivery has occurred or services have been rendered.

For a majority of sales to medical facilities, the Company recognizes revenue upon completion of the procedure, which represents satisfaction of the required revenue recognition criteria. For the remaining sales, which are made directly through distributors and generally represent approximately 1% of revenue, the Company recognizes revenue at the time of shipment of the product, which represents the point in time when the customer has taken ownership and assumed the risk of loss and the required revenue recognition criteria are satisfied. Such customers are obligated to pay within specified time periods regardless of when or if they ever sell or use the products. Once the revenue recognition criteria have been satisfied the Company does not offer rights of return or price protection and there are no post-delivery obligations.

Royalty

In April 2015, the Company entered into a fully paid up, worldwide license agreement with Wright Medical Group, Inc., or Wright Group, and its wholly owned subsidiary Wright Medical Technology, Inc., or Wright Technology and collectively with Wright Group, Wright Medical. Under the terms of this license agreement, the Company granted a perpetual, irrevocable, non-exclusive license to Wright Medical to use patient-specific instrument technology covered by the Company's patents and patent applications with off-the-shelf implants in the foot and ankle. This license does not extend to patient-specific implants. This license agreement provided for a single lump-sum payment by Wright Medical to the Company upon entering into the license agreement, which has been paid. This license agreement will expire upon the expiration of the last to expire of the Company's patents and patent applications licensed to Wright Medical, which currently is expected to occur in 2031.

In April 2015, the Company entered into a worldwide license agreement with MicroPort Orthopedics Inc., or MicroPort, a wholly owned subsidiary of MicroPort Scientific Corporation. Under the terms of this license agreement, the Company granted a perpetual, irrevocable, non-exclusive license to MicroPort to use patient-specific instrument technology covered by the Company's patents and patent applications with off-the-shelf implants in the knee. This license does not extend to patient-specific implants. This license agreement provides for the payment to the Company of a fixed royalty percentage of net sales on patient-specific instruments and associated implant components in the knee, including MicroPort's Prophecy patient-specific instruments used with its Advance and Evolution implant components. This license agreement also provided for a single lump-sum payment by MicroPort to the Company upon entering into the license agreement, which has been paid. This license agreement will expire upon the expiration of the last to expire of the Company's patents and patent applications licensed to MicroPort, which currently is expected to occur in 2029.

The Company has accounted for the agreements with Wright Medical and MicroPort under ASC 605-25, Multiple-Element Arrangements and Staff Accounting Bulletin No. 104, Revenue Recognition (ASC 605). In accordance with ASC 605, the Company is required to identify and account for each of the separate units of accounting. The Company identified the relative selling price for each and then allocated the total consideration based on their relative values. In connection with these agreements, in April 2015, the Company recognized in aggregate (i) back-owed royalties of \$3.4 million as royalty revenue and (ii) the value attributable to the settlements of \$0.2 million as other income. Additionally, the Company recognized an initial \$5.1 million in aggregate as deferred royalty revenue, which is recognized as royalty revenue ratably through 2031. See "Note I — Deferred Revenue". The on-going royalty from MicroPort is recognized as royalty revenue upon receipt of payment.

Shipping and handling costs

Amounts invoiced to customers for shipping and handling are classified as revenue. Shipping and handling costs incurred are included in general and administrative expense. Shipping and handling expense was \$1.6 million, \$2.7 million and \$1.4 million for the years ended December 31, 2016, 2015 and 2014, respectively.

Taxes collected from customers and remitted to government authorities

The Company's policy is to present taxes collected from customers and remitted to government authorities on a net basis and not to include tax amounts in revenue.

Research and development expense

The Company's research and development costs consist of engineering, product development, quality assurance, clinical and regulatory expense. These costs primarily relate to employee compensation, including salary, benefits and stock-based compensation. The Company also incurs costs related to consulting fees, materials and supplies, and marketing studies, including data management and associated travel expense. Research and development costs are expensed as incurred.

Advertising expense

Advertising costs are expensed as incurred, which are included in sales and marketing. Advertising expense was \$0.3 million for the year ended December 31, 2016, \$0.3 million for the year ended December 31, 2015 and \$0.5 million for the year ended December 31, 2014.

Segment reporting

Operating segments are defined as components of an enterprise about which separate financial information is available and is evaluated on a regular basis by the chief operating decision-maker, or decision-making group, in deciding how to allocate resources to an individual segment and in assessing performance of the segment. The Company's chief operating decision-maker is its chief executive officer. The Company's chief executive officer reviews financial information presented on an aggregate basis for purposes of allocating resources and evaluating financial performance. The Company has one business activity and there are no segment managers who are held accountable for operations, operating results and plans for products or components below the aggregate Company level. Accordingly, in light of the Company's current product offerings, management has determined that the primary form of internal reporting is aligned with the offering of the ConforMIS customized joint replacement products and that the Company operates as one segment. See "Note O—Segment and Geographic Data".

Comprehensive loss

At December 31, 2016, 2015 and 2014, accumulated other comprehensive loss consists of foreign currency translation adjustments and changes in unrealized gain and loss of available-for-sale securities, net of tax. The following table summarizes accumulated beginning and ending balances for each item in Accumulated other comprehensive income (loss).

| | Foreign currency translation adjustments | Change in unrealized gain (loss) on available-for-sale securities, net of tax | Accumulated other comprehensive income (loss) |
|---------------------------|--|---|---|
| Balance December 31, 2015 | \$ (521) | \$ — | \$ (521) |
| Change in period | 1,027 | (7) | 1,020 |
| Balance December 31, 2016 | \$ 506 | \$ (7) | \$ 499 |

Foreign currency translation and transactions

The assets and liabilities of the Company's foreign operations are translated into U.S. dollars at current exchange rates at the balance sheet date, and income and expense items are translated at average rates of exchange prevailing during the year. Gains and losses realized from transactions denominated in foreign currencies, including intercompany balances not considered permanent investments, are included in the consolidated statements of operations.

Income taxes

Income taxes are accounted for under the asset and liability method. Deferred tax assets and liabilities are recognized for the future tax consequences attributable to differences between the consolidated financial statement carrying amounts of existing assets and liabilities and their respective tax bases, operating losses and tax credit carry forwards.

Deferred tax assets and liabilities are measured using enacted tax rates expected to apply to taxable income in the years in which those temporary differences are expected to be recovered or settled. The effect on deferred tax assets and liabilities of a change in tax rates is recognized as income in the period that includes the enactment date.

The tax benefit from an uncertain tax position is only recognized if it is more likely than not that the tax position will be sustained on examination by the taxing authorities, based on the technical merits of the position. The tax benefits recognized in the consolidated financial statements from these positions are measured based on the largest benefit that has a greater than fifty percent likelihood of being realized upon ultimate resolution.

The Company reviews its tax positions on an annual basis and more frequently as facts surrounding tax positions change. Based on these future events, the Company may recognize uncertain tax positions or reverse current uncertain tax positions, the impact of which would affect the consolidated financial statements.

Medical device excise tax

The Company is subject to the Health Care and Education Reconciliation Act of 2010 (the "Act"), which imposes a tax equal to 2.3% on the sales price of any taxable medical device by a medical device manufacturer, producer or importer of such device. Under the Act, a taxable medical device is any device defined in section 201(h) of the Federal Food, Drug, and Cosmetic Act, intended for humans, which includes an instrument, apparatus, implement, machine, contrivance, implant, in vitro reagent, or other similar or related article, including any component, part, or accessory, which meets certain requirements. The Consolidated Appropriations Act of 2016 includes a two-year moratorium on the medical device excise tax, which moratorium suspended taxes on the sale of a taxable medical device by the manufacturer, producer, or importer of the device during the period beginning on January 1, 2016 and ending on December 31, 2017. As such, the Company did not incur medical device excise tax expense for the year ended December 31, 2016. The Company incurred medical device excise tax expense of \$0.8 million for the year ended December 31, 2015 and \$0.7 million for the year ended December 31, 2014, respectively. Medical device tax is included in general and administrative expense.

Stock-based compensation

The Company accounts for stock-based compensation in accordance with ASC 718, Stock Based Compensation. ASC 718 requires all stock-based payments to employees and consultants, including grants of stock options, to be recognized in the consolidated statements of operations based on their fair values. The Company uses the Black-Scholes option pricing model to determine the weighted-average fair value of options granted and recognizes the compensation expense of stock-based awards on a straight-line basis over the vesting period of the award.

The determination of the fair value of stock-based payment awards utilizing the Black-Scholes option pricing model is affected by the stock price, exercise price, and a number of assumptions, including expected volatility of the stock, expected life of the option, risk-free interest rate and expected dividends on the stock. The Company evaluates the assumptions used to value the awards at each grant date and if factors change and different assumptions are utilized, stock-based compensation expense may differ significantly from what has been recorded in the past. If there are any modifications or cancellations of the underlying unvested securities, the Company may be required to accelerate, increase or cancel any remaining unearned stock-based compensation expense.

The stock price for option grants are set by the Company's board of directors and, prior to the Company's IPO in July 2015, were based upon guidance set forth by the American Institute of Certified Public Accountants, or AICPA, in its Technical Practice Aid, "*Valuation of Privately Held Company Equity Securities Issued as Compensation*". To that end, the board considered a number of factors in determining the option price, including: (1) past sales of the Company's convertible preferred stock, and the rights, preferences and privileges of the Company stock, (2) obtaining FDA 510(k) clearance, and (3) achievement of budgeted results. See "Note M—Stockholders' Equity" for a summary of the stock option activity under the Company's stock-based compensation plan.

Net loss per share

The Company calculates net loss per share in accordance with Accounting Standards Codification 260, Earnings per Share. Basic earnings per share ("EPS") is calculated by dividing the net income or loss for the period by the weighted average number of common shares outstanding for the period, without consideration for common stock equivalents. Diluted EPS is computed by dividing the net income or loss for the period by the weighted average number of common shares outstanding for the period and the weighted average number of dilutive common stock equivalents outstanding for the period determined using the treasury stock method.

The following table sets forth the computation of basic and diluted earnings per share attributable to stockholders (in thousands, except share and per share data):

| (in thousands, except share and per share data) | Years Ended December 31, | | |
|---|--------------------------|-------------|-------------|
| | 2016 | 2015 | 2014 |
| Numerator: | | | |
| Numerator for basic and diluted loss per share: | | | |
| Net loss | \$ (57,588) | \$ (57,246) | \$ (45,722) |
| Denominator: | | | |
| Denominator for basic loss per share: | | | |
| Weighted average shares | 41,521,629 | 21,993,066 | 4,239,564 |
| Basic loss per share attributable to ConforMIS, Inc. stockholders | \$ (1.39) | \$ (2.60) | \$ (10.78) |
| Diluted loss per share attributable to ConforMIS, Inc. stockholders | \$ (1.39) | \$ (2.60) | \$ (10.78) |

The following table sets forth potential shares of common stock equivalents that are not included in the calculation of diluted net loss per share because to do so would be anti-dilutive as of the end of each period presented:

| | Years Ended December 31, | | |
|-------------------------------|--------------------------|------------|------------|
| | 2016 | 2015 | 2014 |
| Series A Preferred | — | 873,591 | 1,705,138 |
| Series B Preferred | — | 1,144,885 | 2,234,668 |
| Series C Preferred | — | 1,256,752 | 2,453,018 |
| Series D Preferred | — | 3,410,570 | 6,415,106 |
| Series E-1 Preferred | — | 3,748,578 | 6,530,429 |
| Series E-2 Preferred | — | 2,628,037 | 5,129,592 |
| Series C Preferred Warrants | — | — | 56,202 |
| Series D Preferred Warrants | — | — | 58,365 |
| Series E-2 Preferred Warrants | — | — | 5,883 |
| Common stock warrants | 34,709 | 303,931 | 25,733 |
| Stock options | 1,959,030 | 3,566,421 | 2,780,631 |
| Total | 1,993,739 | 16,932,765 | 27,394,765 |

Recent accounting pronouncements

In November 2016, the Financial Accounting Standards Board ("FASB") issued Accounting Standard Update ("ASU") No. 2016-18, "Statement of Cash Flows (Topic 230) Restricted Cash a consensus of the FASB Emerging Issues Task Force" ("ASU 2016-18"). The standard requires restricted cash and cash equivalents to be included with cash and cash equivalents on the statement cash flows. The guidance will be effective in the first quarter of 2018, with early adoption permitted. The Company is currently evaluating the impact of this pronouncement on its consolidated financial statements and expects to adopt this pronouncement commencing in the first quarter of 2018.

In June 2016, the FASB issued ASU No. 2016-12, "Revenue from Contracts with Customers (Topic 606): Narrow-Scope Improvements and Practical Expedients" ("ASU 2016-12") which provides guidance for accounting of credit losses affecting the impairment model for most financial assets and certain other instruments. Entities will be required to use a new forward-looking current expected credit loss model for trade and other receivables, held-to-maturity debt securities, loans and other instruments, which will generally lead to an earlier recognition of loss allowances. Entities will recognize losses on available-for-sale debt securities as allowances rather than a reduction in amortized cost of the security while the measurement process of this loss does not change. Disclosure requirements are expanded regarding an entity's assumptions, models and methods of estimations of the allowance. The guidance will be effective in the first quarter of 2018, with the option for early adoption. The Company is currently evaluating the impact of this pronouncement on its consolidated financial statements and expects to adopt this pronouncement commencing in the first quarter of 2018.

In April 2016, the FASB issued ASU 2016-10, "Identifying Performance Obligations and Licensing" ("ASU 2016-10"). This ASU clarifies two aspects of ASU 2014-09, "Revenue from Contracts with Customers (Topic 606):

identifying performance obligations and the licensing implementation guidance". ASU 2016-10 will become effective for the first quarter of 2018. The Company is currently evaluating the impact of this pronouncement on its consolidated financial statements and expects to adopt this pronouncement commencing in the first quarter of 2018.

In March 2016, the FASB issued ASU 2016-09, "Compensation - Stock Compensation" ("ASU 2016-09"). This ASU revises the accounting for share-based payment transactions, including the income tax consequences, classification of awards as either equity or liabilities, and an option to recognize gross stock compensation expense with actual forfeitures recognized as they occur, as well as certain classifications on the statement of cash flows. This ASU is effective for annual reporting periods beginning after December 15, 2016, including interim reporting periods within that reporting year, and early adoption is permitted. The Company will adopt this pronouncement commencing in the first quarter of 2017. The Company will apply ASU 2016-09 using a modified retrospective approach and adopt the option to recognize gross stock compensation expense with actual forfeitures recognized as they occur, with the cumulative-effect adjustment to retained earnings, which the Company does not anticipate will have a material impact on its consolidated financial statements.

In March 2016, the FASB issued ASU No. 2016-08, "Revenue from Contracts with Customers (Topic 606): Principal versus Agent Considerations (Reporting Revenue Gross versus Net)" ("ASU 2016-08") which clarifies the implementation guidance on principal versus agent considerations. The guidance includes indicators to assist an entity in determining whether it controls a specified good or service before it is transferred to the customers. This guidance will be effective in the first quarter of 2018, with the option to adopt it in the first quarter of 2017. The Company does not anticipate the pronouncement will have a material impact on its consolidated financial statements and expects to adopt this pronouncement commencing in the first quarter of 2018.

In February 2016, the FASB issued ASU No. 2016-02, "Leases (Topic 842)." This ASU is a comprehensive new leases standard that amends various aspects of existing guidance for leases and requires additional disclosures about leasing arrangements. It will require companies to recognize lease assets and lease liabilities by lessees for those leases classified as operating leases under previous GAAP. Topic 842 retains a distinction between finance leases and operating leases. The classification criteria for distinguishing between finance leases and operating leases are substantially similar to the classification criteria for distinguishing between capital leases and operating leases in the previous leases guidance. The ASU is effective for annual periods beginning after December 15, 2018, including interim periods within those fiscal years; earlier adoption is permitted. In the financial statements in which the ASU is first applied, leases shall be measured and recognized at the beginning of the earliest comparative period presented with an adjustment to equity. Practical expedients are available for election as a package and if applied consistently to all leases. The Company is currently evaluating the impact of this pronouncement on its consolidated financial statements and expect to adopt this pronouncement commencing in the first quarter of 2019.

In November 2015, the FASB issued ASU No. 2015-17, "Income Taxes (Topic 740): Balance Sheet Classification of Deferred Taxes" ("ASU 2015-17"), which eliminates the current requirement for organizations to present deferred tax liabilities and assets as current and noncurrent in a classified balance sheet. Instead, organizations will be required to classify all deferred tax assets and liabilities as noncurrent. This guidance is effective for public companies financial statements issued for annual periods beginning after December 15, 2016, and interim periods within those annual periods. We do not expect that the adoption of ASU 2015-17 will have a material effect on our consolidated financial statements and will adopt this pronouncement commencing in the first quarter of 2017.

In May 2014, the FASB issued ASU No. 2014-9, "Revenue from Contracts with Customers (Topic 606)" ("ASU 2014-9"). ASU 2014-9 outlines a single comprehensive model for entities to use in accounting for revenue arising from contracts with customers and supersedes most current revenue recognition guidance, including industry-specific guidance. This new guidance was to be effective for annual reporting periods (including interim reporting periods within those periods) beginning after December 15, 2017; early adoption was permitted for annual reporting periods beginning after December 15, 2016, including interim reporting periods within those annual periods. Companies have the option of using either a full retrospective or a modified retrospective approach to adopt the guidance. In August 2015, the FASB issued ASU 2015-14 to defer the effective date of the guidance contained in ASU 2014-9 by one year. Thus, the guidance is effective for us commencing in the first quarter of 2018. The Company is currently assessing the impact of this guidance on its results of operations and related disclosures. Based on the procedures performed to date, nothing has come to its attention that would indicate that the adoption of ASU 2014-09 will have a material impact on its accounting for revenue arising from contracts with

customers, but will require additional disclosure in its financial statements, however, the Company expects to complete this assessment in 2017. The Company expects to adopt this pronouncement and related disclosures commencing in the first quarter of 2018.

Reclassification

During 2016, the Company identified that certain costs of revenue related to unused product in connection with known and potential cancelled cases had been improperly classified as sales and marketing expense. The Company concluded that the prior classification was an error and that it is immaterial to all annual and quarterly periods previously presented. To facilitate period-over-period comparisons, the Company revised its prior period financial statements to reflect the corrections in the period in which the expenses were incurred. The Company reclassified \$2.7 million and \$1.7 million from sales and marketing to cost of revenue for the years ended December 31, 2015 and 2014, respectively. These reclassifications did not have any impact on loss from operations, net loss per share or accumulated deficit. For year-over-year comparison, the Company incurred related expense, included in cost of revenue, of \$3.5 million for the year ended December 31, 2016.

Note C—Fair Value Measurements

The Fair Value Measurements topic of the FASB Codification establishes a framework for measuring fair value in accordance with US GAAP, clarifies the definition of fair value within that framework and expands disclosures about fair value measurements. This guidance requires disclosure regarding the manner in which fair value is determined for assets and liabilities and establishes a three-tiered value hierarchy into which these assets and liabilities must be grouped, based upon significant levels of inputs as follows:

Level 1—Quoted prices in active markets for identical assets or liabilities.

Level 2—Observable inputs, other than Level 1 prices, such as quoted prices in active markets for similar assets and liabilities, quoted prices for identical or similar assets and liabilities in markets that are not active, or other inputs that are observable or can be corroborated by observable market data.

Level 3—Unobservable inputs that are supported by little or no market activity and that are significant to the fair value of the assets or liabilities. This includes certain pricing models, discounted cash flow methodologies and similar techniques that use significant unobservable inputs.

The Company's investment policy is consistent with the definition of available-for-sale securities. All investments have been classified within Level 1 or Level 2 of the fair value hierarchy because of the sufficient observable inputs for revaluation. The Company's Level 1 cash and equivalents and investments are valued using quoted prices that are readily and regularly available in the active market. The Company's Level 2 investments are valued using third-party pricing sources based on observable inputs, such as quoted prices for similar assets at the measurement date; or other inputs that are observable, either directly or indirectly.

The following table summarizes, by major security type, the Company's assets that are measured at fair value on a recurring basis and are categorized using the fair value hierarchy and where they are classified on the Consolidated Balance Sheets (in thousands):

| December 31, 2016 | Amortized Cost | Gross Unrealized Gains | Gross Unrealized Losses | Estimated Fair Value | Cash and cash equivalents | Short-term (1) investments |
|---------------------|----------------|------------------------|-------------------------|----------------------|---------------------------|----------------------------|
| Cash | \$ 8,504 | \$ — | \$ — | \$ 8,504 | \$ 8,504 | \$ — |
| Level 1 securities: | | | | | | |
| Money market funds | 28,753 | — | — | 28,753 | 28,753 | — |
| Level 2 securities: | | | | | | |
| Corporate bonds | 6,701 | — | (4) | 6,697 | — | 6,697 |
| Agency bond | \$ 21,548 | \$ — | \$ (3) | \$ 21,545 | \$ — | \$ 21,545 |
| Total | \$ 65,506 | \$ — | \$ (7) | \$ 65,499 | \$ 37,257 | \$ 28,242 |

| December 31, 2015 | Amortized Cost | Gross Unrealized Gains | Gross Unrealized Losses | Estimated Fair Value | Cash and cash equivalents | Short-term (1) investments |
|---------------------|-------------------|------------------------|-------------------------|----------------------|---------------------------|----------------------------|
| Cash | \$ 10,302 | \$ — | \$ — | \$ 10,302 | \$ 10,302 | \$ — |
| Level 1 securities: | | | | | | |
| Money market funds | 106,883 | — | — | 106,883 | 106,883 | — |
| Total | \$ 117,185 | \$ — | \$ — | \$ 117,185 | \$ 117,185 | \$ — |

(1) Contractual maturity due within one year.

Note D—Accounts Receivable

Accounts receivable consisted of the following (in thousands):

| | December 31, 2016 | December 31, 2015 |
|---|-------------------|-------------------|
| Total receivables | \$ 15,356 | \$ 15,421 |
| Allowance for doubtful accounts and returns | (681) | (554) |
| Accounts receivable, net | \$ 14,675 | \$ 14,867 |

Accounts receivable included unbilled receivable of \$2.5 million and \$1.3 million for the years ended December 31, 2016 and 2015. Write-offs related to accounts receivable were approximately \$41,000 for the year ended December 31, 2016, \$88,000 for the year ended December 31, 2015 and \$70,000 for year ended December 31, 2014.

Summary of allowance for doubtful accounts and returns activity was as follows (in thousands):

| | December 31, 2016 | December 31, 2015 |
|--|-------------------|-------------------|
| Beginning balance | \$ (554) | \$ (162) |
| Provision for bad debts on trade receivables | (188) | (359) |
| Other allowances | 20 | (121) |
| Accounts receivable write offs | 41 | 88 |
| Ending balance | <u>\$ (681)</u> | <u>\$ (554)</u> |

Note E—Inventories

Inventories consisted of the following (in thousands):

| | December 31, 2016 | December 31, 2015 |
|-------------------|----------------------|----------------------|
| Raw Material | \$ 3,331 | \$ 4,175 |
| Work in process | 2,530 | 2,683 |
| Finished goods | 5,859 | 4,662 |
| Total Inventories | <u>\$ 11,720</u> | <u>\$ 11,520</u> |

At December 31, 2016, inventories included write-downs of \$0.2 million related to units affected by the recall and sterilization capacity limitation. At December 31, 2015, inventories included write-downs of \$0.3 million and reserves of \$37,000 for estimated surgery cancellations both related to units affected by the recall and sterilization capacity limitation.

Note F—Property and Equipment

Property and equipment consisted of the following (in thousands):

| | Estimated Useful Life (Years) | December 31, 2016 | December 31, 2015 |
|------------------------------|----------------------------------|----------------------|----------------------|
| Equipment | 5-7 | \$ 16,651 | \$ 12,185 |
| Furniture and fixtures | 5-7 | 414 | 391 |
| Computer and software | 3 | 7,027 | 5,229 |
| Leasehold improvements | 2-7 | 1,294 | 795 |
| Total property and equipment | | 25,386 | 18,600 |
| Accumulated depreciation | | (10,302) | (7,634) |
| Property and equipment, net | | <u>\$ 15,084</u> | <u>\$ 10,966</u> |

Depreciation expense related to property and equipment was \$2.9 million, \$2.4 million and \$1.8 million for the years ended December 31, 2016, 2015 and 2014, respectively.

Note G—Intangible Assets

The components of intangible assets consisted of the following (in thousands):

| | Estimated Useful Life (Years) | December 31, 2016 | December 31, 2015 |
|---------------------------|----------------------------------|-------------------|-------------------|
| Developed technology | 10 | \$ 979 | \$ 979 |
| Accumulated amortization | | (681) | (582) |
| Developed technology, net | | 298 | 397 |
| License agreements | 10 | 1,508 | 1,508 |
| Accumulated amortization | | (1,060) | (910) |
| License technology, net | | 448 | 598 |
| Intangible assets, net | 10 | <u>\$ 746</u> | <u>\$ 995</u> |

The Company recognized amortization expense of \$0.2 million in the years ended December 31, 2016, 2015 and 2014. The weighted-average remaining life of total amortizable intangible assets is 3 years for the developed technology and license agreements.

The estimated future aggregated amortization expense for intangible assets owned as of December 31, 2016 consisted of the following (in thousands):

| | <u>Amortization expense</u> |
|------|-----------------------------|
| 2017 | \$ 249 |
| 2018 | 249 |
| 2019 | 248 |
| | <u>\$ 746</u> |

Note H—Accrued Expenses

Accrued expenses consisted of the following (in thousands):

| | <u>December 31, 2016</u> | <u>December 31, 2015</u> |
|---|------------------------------|------------------------------|
| Accrued employee compensation | \$ 4,037 | \$ 3,585 |
| Deferred rent | 101 | 213 |
| Accrued legal expense | 710 | 334 |
| Accrued consulting expense | 104 | 134 |
| Accrued vendor charges | 1,396 | 692 |
| Accrued revenue share expense | 992 | 932 |
| Accrued patent settlement and license costs | — | 500 |
| Accrued clinical trial expense | 256 | 302 |
| Accrued other | 896 | 1,119 |
| | <u>\$ 8,492</u> | <u>\$ 7,811</u> |

Note I — Deferred Revenue

In connection with the license agreements the Company entered into in April 2015 with Wright Medical and MicroPort (see "Note B — Summary of Significant Accounting Policies"), the Company recognized an initial \$5.1 million in aggregate as deferred royalty revenue, of which \$4.9 million and \$0.2 million is recognized as royalty revenue ratably through 2031 and 2029, respectively.

Note J—Commitments and Contingencies

Operating Leases - Real Estate

The Company maintains its corporate headquarters in a leased building located in Bedford, Massachusetts, and its manufacturing in a facility located in Wilmington, Massachusetts, all of which are accounted for as operating leases.

The Company leases the Bedford facility under a non-cancellable sublease that is scheduled to expire in April 2017. The Company leases the Wilmington facility under a long-term, non-cancellable lease that commenced in April 2015 and will expire in July 2022 (the "Wilmington Lease"). The Company also leases satellite facilities under short-term non-cancellable operating leases. On July 25, 2016, the Company entered into an amendment to the Wilmington Lease. Pursuant to the amendment, the Company exercised an option in its current lease to rent an additional 18,223 square feet of space adjacent to the Company's existing premises. The Company is scheduled to take possession of the additional space in March 2017.

On September 19, 2016, the Company entered into a Lease (the "Billerica Lease") with Technology Park X Limited Partnership, for 45,043 square feet of office space in Billerica, Massachusetts. The term of the Billerica Lease commences on April 1, 2017 and expires on October 1, 2025, subject to extension or earlier termination as provided in the Billerica Lease. The Company expects the Billerica property to serve as the Company's corporate headquarters beginning in April 2017.

Under the Billerica Lease, the Company will pay no monthly rent for the first six months and approximately \$0.1 million per month for the following six months. After April 1, 2018, the Company's monthly rent payments will increase annually by \$0.50 per square foot. The Company also will be obligated to pay its pro rata share of certain operating costs, including real estate taxes, under the Billerica Lease. In addition, the Company will post a customary letter of credit in the amount of approximately \$0.5 million as a security deposit pursuant to the Billerica Lease, subject to three bi-annual reductions of \$0.1 million each beginning on the first day of the 37th month after the Billerica Lease commences. Upon an event of default (as defined in the Billerica Lease), the landlord may terminate the Billerica Lease and require the Company to pay the present value of the remaining rent that would have been payable during the remainder of the term of the Billerica Lease. The Billerica Lease also contains other customary default provisions, representations, warranties, and covenants.

On July 25, 2016, the Company entered into an amendment to the Wilmington Lease. Pursuant to the amendment, the Company exercised an option in its current lease to rent an additional 18,223 square feet of space adjacent to the Company's existing premises. The Company is scheduled to take possession of the additional space in March 2017. The Company has a right to extend the initial term for one additional five-year period. The initial base rental rate for the additional space is \$0.2 million annually, subject to 2% annual increases until the expiration of the initial term.

The future minimum rental payments under the Company's non-cancellable operating leases for real estate as of December 31, 2016 were as follows (in thousands):

| Year | Minimum lease Payments |
|-----------|------------------------|
| 2017 | \$ 1,179 |
| 2018 | 1,500 |
| 2019 | 1,537 |
| 2020 | 1,574 |
| 2021 | 1,611 |
| 2022-2025 | 4,323 |
| | <u>\$ 11,724</u> |

Rent expense of \$1.5 million for the year ended December 31, 2016, \$1.6 million for the year ended December 31, 2015 and \$1.5 million for the year ended December 31, 2014 was charged to operations, respectively. The Company's real estate operating lease agreements contain scheduled rent increases, which are being amortized over the terms of the agreements using the straight-line method. Deferred rent was \$0.3 million as

of December 31, 2016, \$0.4 million as of December 31, 2015 and \$0.5 million and December 31, 2014. Deferred rent is included in accrued expenses and other long-term liabilities.

License and revenue share agreements

Revenue share agreements

The Company is party to revenue share agreements with certain past and present members of its scientific advisory board under which these advisors agreed to participate on its scientific advisory board and to assist with the development of the Company's customized implant products and related intellectual property. These agreements provide that the Company will pay the advisor a specified percentage of the Company's net revenues, ranging from 0.1% to 1.33%, with respect to the Company's products on which the advisor made a technical contribution or, in some cases, which the Company covered by a claim of one of its patents on which the advisor is a named inventor. The specific percentage is determined by reference to product classifications set forth in the agreement and is tiered based on the level of net revenues collected by the Company on such product sales. The Company's payment obligations under these agreements typically expire a fixed number of years after expiration or termination of the agreement, but in some cases expire on a product-by-product basis or expiration of the last to expire of the Company's patents where the advisor is a named inventor that claims the applicable product.

Philipp Lang, M.D., one of the Company's directors and former Chief Executive Officer and current director, joined the Company's scientific advisory board in 2004 prior to becoming an employee. The Company entered into a revenue share agreement with Dr. Lang in 2008 when he became the Company's Chief Executive Officer. In 2011, the Company entered into an amended and restated revenue share agreement with Dr. Lang. Under this agreement, the specified percentage of the Company's net revenues payable to Dr. Lang ranges from 0.875% to 1.33% and applies to all of the Company's current products, including the Company's iUni, iDuo, iTotals Cr, and iTotals PS products, as well as certain other knee, hip and shoulder replacement products and related instrumentation the Company may develop in the future. The Company's payment obligations under this agreement expire on a product-by-product basis on the last to expire of the Company's patents on which Dr. Lang is named an inventor that claim the applicable product. These payment obligations survived termination of Dr. Lang's employment with the Company. The Company incurred revenue share expense paid to Dr. Lang of \$1.0 million, \$0.8 million and \$0.6 million for the years ended December 31, 2016, 2015 and 2014, respectively.

The Company incurred aggregate revenue share expense including all amounts payable under the Company's scientific advisory board and Dr. Lang revenue share agreements of \$3.5 million during the year ended December 31, 2016, representing 4.4% of product revenue, \$3.2 million during the year ended December 31, 2015, representing 5.0% of product revenue, and \$2.3 million during the year ended December 31, 2014, representing 4.7% of product revenue. Revenue share expense is included in research and development. See "Note L—Related Party Transactions" for further information regarding the Company's arrangement with Dr. Lang.

Other obligations

In the ordinary course of business, the Company is a party to certain non-cancellable contractual obligations typically related to research and development and marketing services. The Company accrues a liability for such matters when it is probable that future expenditures will be made and such expenditures can be reasonably estimated.

The following table summarizes the Company's contractual obligations as of the year ended December 31, 2016 (in thousands):

| Contractual Obligations | Payment Due by Period | | | | |
|---|-----------------------|------------------|-----------------|-----------------|-----------------|
| | Total | Less than 1 year | Years 1 to 3 | Years 3 to 5 | After 5 years |
| Operating lease obligations - real estate (1) | 11,724 | 1,179 | 3,037 | 3,185 | 4,323 |
| Other (2) | 1,418 | 484 | 409 | 400 | 125 |
| Total (3) | \$ 13,142 | \$ 1,663 | \$ 3,446 | \$ 3,585 | \$ 4,448 |

(1) Represents operating lease commitments for office and manufacturing space in Bedford, Wilmington and Billerica, Massachusetts.

(2) Represents amounts payable under our product royalty agreements, operating leases for office equipment and a software development collaboration project

(3) This table does not include: (a) revenue share obligations to past and present members of our scientific advisory board and one of our directors, as the amounts of such payments are not known with certainty; and (b) contracts that are entered into in the ordinary course of business that are not material in the aggregate in any period presented above. See "—Revenue share agreements" and "Certain Relationships and Related-Persons Transactions—Revenue share agreement with Dr. Lang" for a description of our revenue share arrangements.

There have been no contingent liabilities requiring accrual at December 31, 2016 or December 31, 2015.

Legal proceedings

In the ordinary course of the Company's business, the Company is subject to litigation, claims and administrative proceedings on a variety of matters, including patent infringement, product liability, securities-related claims, and other claims in the United States and in other countries where the Company sells its products. An estimate of the possible loss or range of loss as a result of any of these matters cannot be made; however, management does not believe that these matters, individually or in the aggregate, are material to its financial condition, results of operations or cash flows.

On September 3, 2015, a purported securities class action lawsuit was filed against the Company, the Company's Chief Executive Officer, and Chief Financial Officer in the United States District Court for the District of Massachusetts, which has since been dismissed. The complaint was brought on behalf of an alleged class of those who purchased the Company's common stock in connection with the Company's initial public offering or on the open market between July 1, 2015 and August 28, 2015, which the Company refer to as the class period. On November 2, 2015, two motions were filed on behalf of persons seeking to be named as lead plaintiff in the litigation. On January 11, 2016, a consolidated amended complaint was filed purporting to allege claims arising under Sections 11 and 15 of the Securities Act of 1933, as amended, Sections 10(b) and 20(a) of the Securities Exchange Act of 1934, as amended, and Rule 10b-5 promulgated thereunder, including allegations that the Company's stock was artificially inflated during the class period because the defendants allegedly made misrepresentations or did not make proper disclosures regarding the Company's manufacturing process prior to the Company's voluntary recall of specific serial numbers of patient-specific instrumentation for certain of the Company's knee replacement product systems. The complaint sought, among other relief, certification of the class, unspecified compensatory damages, interest, attorneys' fees, expert fees and other costs. On March 18 2016, the Company filed a motion to dismiss all of the claims of the consolidated amended complaint. On August 3, 2016, the court granted the Company's motion to dismiss the class action in its entirety and denied the plaintiffs' request to plead their allegations. The plaintiffs did not file an appeal, and the time for filing an appeal has expired.

On February 29, 2016, the Company filed a lawsuit against Smith & Nephew, Inc. ("Smith & Nephew") in the United States District Court for the District of Massachusetts Eastern Division, which was amended on June 13, 2016 (the "Smith & Nephew Lawsuit"). The Smith & Nephew Lawsuit alleges that Smith & Nephew's Visionaire® patient-specific instrumentation as well as the implants systems used in conjunction with the Visionaire instrumentation infringe nine of the Company's patents, and it requests, among other relief, monetary damages for willful infringement, enhanced damages and a permanent injunction.

On May 27, 2016, Smith & Nephew filed an Answer and Counterclaims in response to the Company's lawsuit, which it subsequently amended on July 22, 2016. Smith & Nephew denied that its Visionaire® patient-specific instrumentation as well as the implants systems used in conjunction with the Visionaire instrumentation infringe the patents asserted by the Company in the lawsuit. It also alleged two affirmative defenses: that the Company's asserted patents are invalid and that the Company is barred from relief under the doctrine of laches. In addition, Smith & Nephew asserted a series of counterclaims, including counterclaims seeking declaratory judgments that Smith & Nephew's accused products do not infringe the Company's patents and that the Company's patents are invalid. Smith & Nephew also alleged that ConforMIS infringes ten patents owned or exclusively licensed by Smith & Nephew: two patents that Smith & Nephew alleges are infringed by the Company's iUni and iDuo products; three patents that Smith & Nephew alleges are infringed by the Company's iTotal products; and five patents that Smith & Nephew licenses from Kinamed, Inc. of Camarillo, California and that it alleges are infringed by the Company's iUni, iDuo and iTotal products. Due to Smith & Nephew's licensing arrangement with Kinamed, Kinamed has been named as a party to the lawsuit. Smith & Nephew and Kinamed have requested, among other relief, monetary damages for willful infringement, enhanced damages and a permanent injunction. An adverse outcome of this lawsuit could have a material adverse effect on the Company's business, financial condition or results of operations. The Company is presently unable to predict the outcome of the lawsuit or to reasonably estimate a range of potential losses, if any, related to the lawsuit.

Between September 21, 2016 and February 28, 2017, Smith & Nephew filed 14 petitions with the United States Patent & Trademark Office (“USPTO”) requesting Inter Partes Review of eight of the nine patents that the Company asserted in against Smith & Nephew in the lawsuit. In its petition, Smith & Nephew alleges that the Company’s patents are obvious in light of certain prior art.

The Company expects that Smith & Nephew will file additional petitions with the USPTO requesting Inter Partes Review of some or all of the patents that the Company has asserted in the Smith & Nephew Litigation. On January 27, 2017, Smith & Nephew filed a motion seeking a stay of the Smith & Nephew Lawsuit until any requested Inter Partes Reviews are resolved, and the Company filed an opposition to that motion. The Company is presently unable to predict the outcome of the motion to stay the proceedings, the existing petitions requesting Inter Partes Review of the Company’s patents, or of any other petitions requesting Inter Partes Review that Smith & Nephew or any other party may file, including whether the USPTO will institute any of the requested Inter Partes Reviews, or, if instituted, the outcome of any such Inter Partes Reviews. An adverse outcome of some or all of these potential Inter Partes Review proceedings could have a material adverse effect on the Company’s business, financial condition or results of operations.

Legal costs associated with legal proceedings are accrued as incurred.

Indemnifications

In the normal course of business, the Company enters into contracts and agreements that contain a variety of representations and warranties and provide for general indemnifications. The Company’s exposure under these agreements is unknown because it involves claims that may be made against the Company in the future, but have not yet been made. To date, the Company has not paid any claims or been required to defend any action related to its indemnification obligations. However, the Company may record charges in the future as a result of these indemnification obligations. In accordance with its bylaws, the Company has indemnification obligations to its officers and directors for certain events or occurrences, subject to certain limits, while they are serving at the Company’s request in such capacity. There have been no claims to date and the Company has a director and officer insurance policy that enables it to recover a portion of any amounts paid for future claims.

Note K—Debt and Notes Payable

\$1.4 million term loan—Massachusetts Development Finance Agency

In June 2011, the Company entered into a \$1.4 million term loan facility with Massachusetts Development Finance Agency (“MDFA”) for the purposes of equipment purchases. At December 31, 2015, there was \$0.5 million outstanding under the MDFA facility, which was secured on a second-lien basis by certain tangible assets of the Company. The Company voluntarily prepaid the then-remaining loan balance of \$0.2 million in December 2016.

At the time the Company entered into the MDFA facility, the Company borrowed the first tranche of \$0.6 million, with the remaining funds to be borrowed over the following 18 months. To date, the Company borrowed a total of \$1.4 million of the available commitments under the facility. Loans under the MDFA facility bear a fixed interest rate of 6.5% per annum. Interest is payable monthly in arrears. Beginning on January 1, 2013, the Company began making payments of principal and interest in 66 equal monthly installments.

In connection with the MDFA facility, the Company issued warrants to MDFA to purchase 16,000 shares of Series D preferred stock. Based on the Company’s assessment of the warrants relative to ASC 480, *Distinguishing Liabilities from Equity*, the warrants are classified as equity and the Company recorded fair value of \$46,000 as a discount to the term loan and was amortized to interest expense over the 84-month life of the term loan and the unamortized portion was expensed when the debt was voluntarily paid in December 2016.

Note L—Related Party Transactions

Vertegen

In April 2007, the Company entered into a license agreement with Vertegen, Inc., or Vertegen, which was amended in May 2015 (the “Vertegen Agreement”). Vertegen is an entity that is wholly owned by Dr. Lang, one of the Company’s directors and the Company’s former Chief Executive Officer. Under the Vertegen Agreement, Vertegen granted the Company an exclusive, worldwide license under specified Vertegen patent rights and related

technology to make, use and sell products and services in the fields of diagnosis and treatment of articular disorders and disorders of the human spine. The Company may sublicense the rights licensed to it by Vertegen. The Company is required to use commercially reasonable efforts, at its sole expense, to prosecute the patent applications licensed to the Company by Vertegen.

In connection with entering into the license agreement with Vertegen, the Company paid Vertegen an initial license fee of \$10,000 and issued Vertegen a warrant to purchase 100,000 shares of its common stock at an exercise price of \$1.10 per share, which has expired unexercised. Pursuant to the Vertegen Agreement, the Company is required to pay Vertegen a 6% royalty on net sales of products covered by the patents licensed to us by Vertegen, the subject matter of which is directed primarily to spinal implants, and any proceeds from the Company enforcing the patent rights licensed to the Company by Vertegen. Such 6% royalty rate will be reduced to 3% in the United States during the five-year period following the expiration of the last-to-expire applicable patent in the United States and in the rest of the world during the five-year period following the expiration of the last-to-expire patent anywhere in the world. The Company has not sold any products subject to this agreement and has paid no royalties under this agreement. The Company has cumulatively paid approximately \$150,000 in expenses as of December 31, 2016 and \$140,000 as of December 31, 2015 and December 31, 2014 in connection with the filing and prosecution of the patent applications licensed to the Company by Vertegen.

The Vertegen Agreement may be terminated by the Company at any time by providing notice to Vertegen. In addition, Vertegen may terminate the Vertegen Agreement in its entirety if the Company is in material breach of the agreement, and the Company fails to cure such breach during a specified period.

Revenue share agreements

As described in Note J, the Company is a party to certain agreements with advisors to participate as a member of the Company's scientific advisory board. In September 2011, the Company entered into an amended and restated revenue share agreement with Philipp Lang, M.D., one of the Company's directors and former Chief Executive Officer, which amended and restated a similar agreement entered into in 2008 when Dr. Lang stepped down as chair of the Company's scientific advisory board and became the Company's Chief Executive Officer. This agreement provides that the Company will pay Dr. Lang a specified percentage of our net revenues, ranging from 0.875% to 1.33%, with respect to all of our current and planned products, including the Company's iUni, iDuo, iTotol CR, and iTotol PS products, as well as certain other knee, hip and shoulder replacement products and related instrumentation the Company may develop in the future. The specific percentage is determined by reference to product classifications set forth in the agreement and is tiered based on the level of net revenues collected by the Company on such product sales. The Company's payment obligations expire on a product-by-product basis on the last to expire of the Company's patents on which Dr. Lang is a named inventor that claim the applicable product. These payment obligations survived the termination of Dr. Lang's employment with the Company. The Company incurred revenue share expense paid to Dr. Lang of \$1.0 million, \$0.8 million and \$0.6 million for the years ended December 31, 2016, 2015 and 2014, respectively.

Note M—Stockholders' Equity

Common stock

Common stockholders are entitled to dividends as and when declared by the board of directors, subject to the rights of holders of all classes of stock outstanding having priority rights as to dividends. There have been no dividends declared to date.

The holder of each share of common stock was entitled to one vote. Summary of common stock activity was as follows:

| | Shares |
|---|------------|
| Outstanding December 31, 2014 | 4,286,164 |
| Issuance of common stock - option & warrant exercises | 395,192 |
| Issuance of restricted common stock | 174,530 |
| Issuance of common stock - IPO | 10,350,000 |
| Issuance of common stock - preferred stock conversion to common stock | 25,904,241 |
| Outstanding December 31, 2015 | 41,110,127 |
| Issuance of common stock - option & warrant exercises | 1,485,401 |
| Issuance of restricted common stock | 804,019 |
| Outstanding December 31, 2016 | 43,399,547 |

Preferred stock

The Company's Restated Certificate of Incorporation authorizes the Company to issue 5,000,000 shares of preferred stock, \$0.00001 par value, all of which is undesignated. No shares were issued and outstanding at December 31, 2016 and December 31, 2015.

Demand registration rights

In conjunction with the IPO, the Company entered into an Amended and Restated Information and Registration Rights Agreement effective June 29, 2015 (the "Registration Rights Agreement"), which provided, among other things, registration rights to certain investors that had held the Company's preferred stock prior to the IPO. Subject to specified limitations set forth in a registration rights agreement, at any time, the holders of at least 25% of the then outstanding registrable shares may at any time demand in writing that the Company register all or a portion of the registrable shares under the Securities Act on a Form other than Form S-3 for an offering of at least 20% of the then outstanding registrable shares or a lesser percentage of the then outstanding registrable shares provided that it is reasonably anticipated the aggregate offering price would exceed \$20 million. The Company is not obligated to file a registration statement pursuant to these rights on more than two occasions.

In addition, after such time as the Company is eligible to use Form S-3, subject to specified limitations set forth in the registration rights agreement, the holders of at least 25% of the then outstanding registrable shares may at any time demand in writing that the Company register all or a portion of the registrable shares under the Securities Act on Form S-3 for an offering of at least 25% of the then outstanding registrable shares having an anticipated aggregate offering price to the public, net of selling expenses, of at least \$5 million (a "Resale Registration Statement"). The Company is not obligated to effect a registration pursuant to a Resale Registration Statement on more than one occasion.

Incidental registration rights

If, at any time the Company proposes to file a registration statement to register any of its common stock under the Securities Act in connection with a public offering of such common stock, other than pursuant to certain specified registrations, the holders of registrable shares are entitled to notice of registration and, subject to specified exceptions, including market conditions, the Company will be required, upon the holder's request, to register their then held registrable shares.

Warrants

The Company also issued warrants to certain investors and consultants to purchase shares of the Company's preferred stock and common stock. Based on the Company's assessment of the warrants granted in 2013 and 2014 relative to ASC 480, *Distinguishing Liabilities from Equity*, the warrants are classified as equity. No new warrants were issued in the years ended December 31, 2016 and 2015. According to ASC 480, an entity shall classify as a liability any financial instrument, other than an outstanding share, that, at inception, both a) embodies an obligation to repurchase the issuer's equity shares, or is indexed to such obligation and b) requires or may require the issuer to settle the obligation by transferring assets. The warrants do not contain any provision that

requires the Company to repurchase the shares and are not indexed to such an obligation. The warrants also do not require the Company to settle by transferring assets.

All warrants were exercisable immediately upon issuance. Upon the conversion of the Company's preferred stock into common stock in connection with the closing of the Company's IPO, all outstanding warrants to purchase preferred stock instead became warrants to purchase shares of common stock at a ratio of one share of common stock for every two shares of preferred stock.

The fair value of warrants at date of grant was estimated using the Black-Scholes option pricing model, based on the following assumptions in the year ended December 31, 2014:

| | |
|--------------------------|---------------|
| Risk-free interest rate | 0.91%-1.71% |
| Expected term (in years) | 2.50-5.00 |
| Dividend yield | —% |
| Expected volatility | 50.00%-55.00% |

Common stock warrants

The Company also issued warrants to certain investors and consultants to purchase 1,138,424 shares of common stock at an exercise price range of \$0.02 to \$9.00 per share. Additionally, certain warrants to purchase shares of preferred stock were converted to 564,188 warrants to purchase 564,188 shares of common stock. Warrants to purchase 171,783 shares of common stock were outstanding as of December 31, 2016 and 751,779 shares of common stock were outstanding as of December 31, 2015. Outstanding warrants are currently exercisable with varying exercise expiration dates from 2017 through 2024.

Summary of common stock warrant activity was as follows:

| | Number of Warrants | Weighted Average Exercise Price Per Share | Number of Warrants Exercisable | Weighted Average Price Per Share | Weighted Average Contractual Life |
|----------------------------------|--------------------|---|--------------------------------|----------------------------------|-----------------------------------|
| Outstanding December 31, 2014 | 204,312 | \$ 8.90 | 204,312 | \$ 8.90 | 3.26 |
| Exercised | (16,721) | 7.80 | (16,721) | 7.80 | — |
| Converted from preferred warrant | 564,188 | 10.73 | 564,188 | 10.73 | — |
| Outstanding December 31, 2015 | 751,779 | \$ 10.30 | 751,779 | \$ 10.30 | 1.33 |
| Exercised | (166,665) | 9.00 | (166,665) | 9.00 | — |
| Cancelled/expired | (413,331) | — | (413,331) | — | — |
| Outstanding December 31, 2016 | 171,783 | \$ 7.47 | 171,783 | \$ 7.47 | 1.62 |

Stock option plans

In June 2004, the Company authorized the adoption of the 2004 Stock Option and Incentive Plan (the "2004 Plan"). Under the 2004 Plan, options were granted to persons who were, at the time of grant, employees, officers, or directors of, or consultants or advisors to, the Company. The 2004 Plan provided for the granting of non-statutory options, incentive options, stock bonuses, and rights to acquire restricted stock.

The option price at the date of grant was determined by the Board of Directors and, in the case of incentive options, could not be less than the fair market value of the common stock at the date of grant, as determined by the Board of Directors. Options granted under the 2004 Plan generally vest over a period of four years and are set to expire ten years from the date of grant. In February 2011, the Company terminated the 2004 Plan and all options outstanding under it were transferred to the 2011 Stock Option/Stock Issuance Plan (the "2011 Plan").

In February 2011, the Company authorized the adoption of the 2011 Plan. The 2011 Plan is divided into two separate equity programs, Option Grant Program and Stock Issuance Program. Per the 2011 Plan, options can be granted to persons who are, at the time, employees, officers, or directors of, or consultants or advisors to, the Company. The 2011 Plan provides for the granting of non-statutory options, incentive options and common stock. The price at the date of grant is determined by the Board of Directors and, in the case of incentive options and

common stock, cannot be less than the fair market value of the common stock at the date of grant, as determined by the Board of Directors. Options granted under the 2011 Plan generally vest over a period of four years and expire ten years from the date of grant.

In June 2015, the Company terminated the 2011 Plan and all options outstanding under it were transferred to the 2015 Stock Incentive Plan (the "2015 Plan").

The 2015 Plan provides for the grant of incentive stock options, nonstatutory stock options, stock appreciation rights, restricted stock awards, restricted stock units and other stock-based awards. The number of shares of our common stock that will be reserved for issuance under the 2015 Plan is the sum of: (1) 2,000,000; plus (2) the number of shares equal to the sum of the number of shares of our common stock then available for issuance under the 2011 Plan and the number of shares of our common stock subject to outstanding awards under the 2011 Plan or under the 2004 Plan that expire, terminate or are otherwise surrendered, canceled, forfeited or repurchased by us at their original issuance price pursuant to a contractual repurchase right; plus (3) an annual increase, to be added on the first day of each fiscal year, beginning with the fiscal year ending December 31, 2016 and continuing until, and including, the fiscal year ending December 31, 2025, equal to the least of (a) 3,000,000 shares of our common stock, (b) 3% of the number of shares of our common stock outstanding on the first day of such fiscal year and (c) an amount determined by the Board. Our employees, officers, directors, consultants and advisors will be eligible to receive awards under the 2015 Plan. Incentive stock options, however, may only be granted to our employees. Options and restricted stock awards granted under the 2015 Plan generally vest over a period of four years and expire ten years from the date of grant. As of December 31, 2016, 1,318,370 shares of common stock were available for future issuance under the 2015 Plan.

Activity under all stock option plans was as follows:

| | Number of Options | Weighted Average Exercise Price per Share | Aggregate Intrinsic Value (In Thousands) |
|-------------------------------|----------------------|--|--|
| Outstanding December 31, 2013 | 4,869,330 | \$ 3.77 | |
| Granted | 1,037,547 | 9.77 | |
| Exercised | (118,738) | 1.50 | |
| Expired | (142,206) | 5.29 | |
| Cancelled/Forfeited | (290,366) | 5.08 | |
| Outstanding December 31, 2014 | 5,355,567 | \$ 4.87 | |
| Granted | 403,086 | 12.20 | |
| Exercised | (383,458) | 2.10 | |
| Expired | (30,876) | 5.97 | |
| Cancelled/Forfeited | (95,990) | 7.42 | |
| Outstanding December 31, 2015 | 5,248,329 | \$ 5.56 | |
| Granted | 179,178 | 8.78 | |
| Exercised | (1,467,692) | 2.78 | 8,219 |
| Expired | (81,251) | 9.70 | |
| Cancelled/Forfeited | (88,524) | 9.93 | |
| Outstanding December 31, 2016 | 3,790,040 | \$ 6.60 | \$ 8,547 |
| Total vested and exercisable | 3,231,167 | \$ 6.01 | \$ 8,514 |

The total fair value of stock options that vested during the year ended December 31, 2016 was \$1.9 million. The weighted average remaining contractual term for the total stock options outstanding was 5.55 years at December 31, 2016. The weighted average remaining contractual term for the total stock options vested and exercisable was 5.06 years at December 31, 2016.

Restricted common stock award activity under the plan was as follows:

| | Number of Shares | Weighted Average Fair Value |
|----------------------------|---------------------|-----------------------------------|
| Unvested December 31, 2014 | — | \$ — |
| Granted | 174,530 | 22.31 |
| Unvested December 31, 2015 | 174,530 | \$ 22.31 |
| Granted | 873,589 | 8.61 |
| Vested | (66,839) | 17.72 |
| Forfeited | (69,570) | 11.83 |
| Unvested December 31, 2016 | 911,710 | \$ 10.32 |

The total fair value of restricted common stock options that vested during the year ended December 31, 2016 was \$0.7 million.

Stock-based compensation

The Company uses the Black-Scholes option pricing model to determine the fair value of stock options. The determination of the fair value of stock-based payment awards on the date of grant using a pricing model is affected by the value of the Company's common stock as well as assumptions regarding a number of complex and subjective variables. The valuation of the Company's common stock prior to the IPO was performed with the assistance of an independent third-party valuation firm using a methodology that includes various inputs including the Company's historical and projected financial results, peer company public data and market metrics, such as risk-free interest and discount rates. As the valuations included unobservable inputs that were primarily based on the Company's own assumptions, the inputs were considered level 3 inputs within the fair value hierarchy.

The weighted average fair value of options granted was \$4.46 for the year ended December 31, 2016, \$5.52 for the year ended December 31, 2015 and \$4.40 for the year ended December 31, 2014.

The fair value of options at date of grant was estimated using the Black-Scholes option pricing model, based on the following assumptions:

| | Years Ended December 31, | | |
|--------------------------|--------------------------|-----------------|---------------|
| | 2016 | 2015 | 2014 |
| Risk-free interest rate | 1.98% | 1.37% - 1.77% | 1.66% - 2.29% |
| Expected term (in years) | 6.25 | 5.47 - 6.45 | 5.00 - 7.25 |
| Dividend yield | —% | —% | —% |
| Expected volatility | 51.00% | 49.00% - 50.00% | 50.00% |

Risk-free interest rate. The risk-free interest rate is based on U.S. Treasury zero-coupon issues with remaining terms similar to the expected term on the options.

Expected term. The expected term of stock options represents the period the stock options are expected to remain outstanding and is based on the "SEC Shortcut Approach" as defined in "Share-Based Payment" (SAB 107) ASC 718-10-S99, "Compensation—Stock Compensation—Overall—SEC Materials," which is the midpoint between the vesting date and the end of the contractual term. With certain stock option grants, the exercise price may exceed the fair value of the common stock. In these instances, the Company adjusts the expected term accordingly.

Dividend yield. The Company has never declared or paid any cash dividends and does not plan to pay cash dividends in the foreseeable future, and, therefore, used an expected dividend yield of zero in the valuation model.

Expected volatility. Expected volatility measures the amount that a stock price has fluctuated or is expected to fluctuate during a period. The Company does not have sufficient history of market prices of its common stock as it is a newly public company. Therefore, the Company estimates volatility using historical volatilities of similar public entities.

Forfeitures. The Company uses historical data to estimate pre-vesting option forfeitures and record stock-based compensation expense only for those awards that are expected to vest. If the Company's actual forfeiture rate is materially different from its estimate, the stock-based compensation expense could be significantly different from what the Company has recorded in the current period.

Stock-based compensation expense was \$5.3 million, \$3.6 million and \$2.6 million for the years ended December 31, 2016, 2015 and 2014, respectively. Stock-based compensation expense was calculated based on awards ultimately expected to vest. To date, the amount of stock-based compensation capitalized as part of inventory was not material.

The following is a summary of stock-based compensation expense (in thousands):

| | Years Ended December 31, | | |
|----------------------------|--------------------------|-----------------|-----------------|
| | 2016 | 2015 | 2014 |
| Cost of revenues | \$ 333 | \$ 239 | \$ 162 |
| Sales and marketing | 1,197 | 730 | 597 |
| Research and development | 1,466 | 784 | 628 |
| General and administrative | 2,328 | 1,854 | 1,163 |
| | <u>\$ 5,324</u> | <u>\$ 3,607</u> | <u>\$ 2,550</u> |

At December 31, 2016, the Company had \$2.2 million of total unrecognized compensation expense for options that will be recognized over a weighted average period of 2.35 years. At December 31, 2016, the Company had \$7.1 million of total unrecognized compensation expense for restricted awards recognized over a weighted average period of 2.44 years.

Note N—Income Taxes

The Company files U.S. federal and state tax returns as well as foreign income tax returns. The Company has accumulated significant losses since its inception in 2004.

For financial reporting purposes, income (loss) before income taxes for the years ended December 31, 2016, 2015 and 2014 include the following components (in thousands):

| | Years ended December 31, | | |
|---|--------------------------|--------------------|--------------------|
| | 2016 | 2015 | 2014 |
| Income (loss) from continuing operations before income taxes: | | | |
| U.S. | \$ (51,576) | \$ (50,155) | \$ (40,328) |
| Non-U.S. | (5,949) | (7,050) | (5,353) |
| | <u>\$ (57,525)</u> | <u>\$ (57,205)</u> | <u>\$ (45,681)</u> |

Significant components of the provision for income taxes for the years ended December 31, 2016, 2015 and 2014 were as follows (in thousands):

| | Years ended December 31, | | |
|-----------|--------------------------|--------------|--------------|
| | 2016 | 2015 | 2014 |
| Current: | | | |
| Federal | \$ — | \$ — | \$ — |
| State | — | — | — |
| Foreign | 63 | 41 | 41 |
| | <u>63</u> | <u>41</u> | <u>41</u> |
| Deferred: | | | |
| Federal | — | — | — |
| State | — | — | — |
| Foreign | — | — | — |
| | <u>—</u> | <u>—</u> | <u>—</u> |
| Total | <u>\$ 63</u> | <u>\$ 41</u> | <u>\$ 41</u> |

The Company accounts for income taxes under FASB ASC 740 *Accounting for Income Taxes*. Deferred tax assets and liabilities are determined based upon differences between financial reporting and tax bases of assets and liabilities and are measured using the enacted tax rates and laws that will be in effect when the differences are expected to reverse.

A reconciliation of the income tax expense (benefit) at the statutory federal income tax rate as reflected in the financial statements was as follows:

| | Years ended December 31, | | |
|--------------------------------------|--------------------------|---------------|---------------|
| | 2016 | 2015 | 2014 |
| Tax at U.S. statutory rate | (34.00)% | (34.00)% | (34.00)% |
| State taxes, net of federal benefits | (2.70) | (2.27) | (2.36) |
| Permanent items | 0.42 | 1.52 | 1.46 |
| Tax credit | (1.06) | (0.85) | (8.59) |
| Change in valuation allowance | 33.95 | 31.07 | 37.49 |
| Foreign rate differential | 1.04 | 1.68 | 0.68 |
| Rate change | (0.06) | 0.01 | (0.02) |
| Uncertain tax positions | 2.06 | 2.21 | 2.97 |
| Other | 0.46 | 0.7 | 2.47 |
| | <u>0.11 %</u> | <u>0.07 %</u> | <u>0.10 %</u> |

Deferred income taxes reflect the net tax effects of temporary differences between the carrying amount of assets and liabilities for financial reporting purposes and the amounts used for income tax purposes.

Significant components of the Company's deferred tax assets (liabilities) consisted of the following (in thousands):

| | Years ended December 31, | |
|--|--------------------------|--------------|
| | 2016 | 2015 |
| Deferred tax assets: | | |
| Federal and state net operating loss carryforwards | \$ 115,719 | \$ 99,823 |
| Foreign net operating loss carryforwards | 2,561 | 2,973 |
| Accrued expenses | 280 | — |
| Credits | 5,091 | 4,483 |
| Deferred revenue | 1,709 | — |
| Other | 5,703 | 4,138 |
| Total deferred tax assets | 131,063 | 111,417 |
| Valuation allowance | (130,005) | (110,518) |
| Net deferred tax assets | <u>1,058</u> | <u>899</u> |
| Deferred tax liabilities: | | |
| Fixed assets | (841) | (612) |
| Intangibles | (217) | (287) |
| Other | — | — |
| Net deferred tax liabilities | <u>(1,058)</u> | <u>(899)</u> |
| Net deferred tax assets | \$ — | \$ — |
| Current net deferred tax asset | 33 | 15 |
| Long-term net deferred tax liability | (33) | (15) |
| Net deferred tax asset | <u>\$ —</u> | <u>\$ —</u> |

A valuation allowance is required to reduce the deferred tax assets reported if, based on weight of evidence, it is more likely than not that some portion or all of the deferred tax assets will not be realized. After consideration of all of the evidence, both positive and negative, the Company determined that a \$130.0 million valuation allowance at December 31, 2016 was necessary to reduce the deferred tax assets to the amount that will more likely than not be realized. The change in the valuation allowance for the current year was \$19.5 million.

The Company provided a valuation allowance for the full amount of its net deferred tax asset for all periods because realization of any future tax benefit cannot be sufficiently assured as the Company does not expect income in the near term.

At December 31, 2016, the Company had approximately \$323.6 million of federal net operating loss carryforwards and approximately \$168.0 million of state net operating loss carryforwards that if not utilized, will begin to expire in 2020 for federal tax purposes and continue to expire at various dates for state tax purposes. The utilization of such net operating loss carryforwards and realization of tax benefits in future years depends predominantly upon having taxable income.

Utilization of the NOL and credits may be subject to a substantial annual limitation due to ownership change limitations that have occurred or that could occur in the future, as required by Section 382 and Section 383 of the Code. These ownership changes may limit the amount of NOL that can be utilized annually to offset future taxable income and tax, respectively.

In general, an "ownership change" as defined by Section 382 of the Code results from a transaction or series of transactions over a three-year period resulting in an ownership change of more than 50 percentage points of the outstanding stock of a company by certain stockholders. The Company has completed a study to assess whether an ownership change has occurred or whether there have been multiple ownership changes since its formation. The results of this study indicated that the Company experienced ownership changes as defined by Section 382 of the Code. The Company has not identified NOLs or credits that, as a result of these restrictions, will expire unused.

The Company also had foreign net operating losses of approximately \$24.7 million as of December 31, 2016, which may be available to offset future income recognized in the Federal Republic of Germany. The net operating losses in Germany have indefinite carryforward periods.

The Company has adopted the accounting guidance related to uncertainty in income taxes. The total liability for unrecognized income tax benefits was approximately \$4.9 million as of December 31, 2016, \$3.7 million as of December 31, 2015 and \$2.5 million of December 31, 2014. Of the total liability at December 31, 2016 and 2015, \$4.8 million and \$3.6 million, respectively, were netted against deferred tax assets. The Company recognizes interest accrued and penalties, if applicable, related to unrecognized tax benefits in income tax expense. The Company does not expect any significant changes in the next 12 months.

Unrecognized tax benefits during the three years ended December 31, 2016, 2015 and 2014 consisted of the following:

| | Years ended December 31, | | |
|---|--------------------------|-----------------|-----------------|
| | 2016 | 2015 | 2014 |
| Unrecognized tax benefits beginning of year | \$ 3,730 | \$ 2,466 | \$ 1,109 |
| Gross change for current year positions | 1,187 | 1,264 | 1,357 |
| Decrease for prior period positions | — | — | — |
| Decrease due to settlements and payments | — | — | — |
| Decrease due to statute limitations | — | — | — |
| Unrecognized tax benefits end of the year | <u>\$ 4,917</u> | <u>\$ 3,730</u> | <u>\$ 2,466</u> |

As of December 31, 2016, the Company was open to examination in the U.S. federal and certain state jurisdictions for all of the Company's tax years since the net operating losses may potentially be utilized in future years to reduce taxable income. The Company was open to examination for tax years 2007 through 2015 in Germany and tax years 2013 through 2015 in the UK.

At December 31, 2016, foreign earnings, which were not significant, have been retained indefinitely by foreign subsidiary companies for reinvestment; therefore, no provision has been made for income taxes that would be payable upon the distribution of such earnings, and it would not be practicable to determine the amount of the related unrecognized deferred income tax liability. Upon repatriation of those earnings, in the form of dividends or otherwise, the Company would be subject to U.S. federal income taxes (subject to an adjustment for foreign tax credits) and withholding taxes payable to the various foreign countries.

Note O—Segment and Geographic Data

The Company operates as one reportable segment as described in Note B to the Consolidated Financial Statements. The countries in which the Company has local revenue generating operations have been combined into the following geographic areas: the United States (including Puerto Rico), Germany and the rest of the world, which consists of Europe predominately (including the United Kingdom) and other foreign countries. Sales are attributable to a geographic area based upon the customer's country of domicile. Net property, plant and equipment are based upon physical location of the assets.

Geographic information consisted of the following (in thousands):

| | Years Ended December 31, | | |
|------------------------------------|--------------------------|---------------------|------------------|
| | 2016 | 2015 | 2014 |
| Product Revenue | | | |
| United States | \$ 62,366 | \$ 47,223 | \$ 34,350 |
| Germany | 14,701 | 13,795 | 12,549 |
| Rest of World | 1,854 | 1,773 | 1,287 |
| | <u>\$ 78,921</u> | <u>\$ 62,791</u> | <u>\$ 48,186</u> |
| | | December 31, | |
| | | 2016 | 2015 |
| Property and equipment, net | | | |
| United States | | \$ 14,971 | \$ 10,836 |
| Rest of World | | 113 | 130 |
| | | <u>\$ 15,084</u> | <u>\$ 10,966</u> |

Note P —Employee Savings Plan

We have established an employee savings plan pursuant to Section 401(k) of the Internal Revenue Code. The plan allows participating employees to deposit into tax deferred investment accounts up to 80% of eligible earnings, subject to annual limits. We make contributions to the plan in an amount equal to 50% of elective deferrals on up to 4% of the participant's eligible earnings. We contributed approximately \$478,000, \$400,000 and \$377,000 to the plan during the years ended December 31, 2016, 2015 and 2014, respectively.

Note Q —Selected Quarterly Financial Information (Unaudited)

| | Three Months Ended | | | |
|--|--------------------|--------------------|---------------|----------------|
| | December 31, 2016 | September 30, 2016 | June 30, 2016 | March 31, 2016 |
| Total revenue | \$ 21,673 | \$ 18,643 | \$ 19,333 | \$ 20,250 |
| Gross profit | 8,045 | 5,998 | 6,001 | 6,663 |
| Net loss | (15,705) | (12,762) | (14,052) | (15,034) |
| Net loss per share - basic and diluted | \$ (0.37) | \$ (0.31) | \$ (0.34) | \$ (0.37) |
| | | Three Months Ended | | |
| | December 31, 2015 | September 30, 2015 | June 30, 2015 | March 31, 2015 |
| Total revenue | \$ 19,071 | \$ 13,894 | \$ 19,222 | \$ 14,700 |
| Gross profit | 6,340 | 2,762 | 7,827 | 4,856 |
| Net loss | (14,990) | (17,107) | (10,892) | (14,257) |
| Net loss per share - basic and diluted | \$ (0.37) | \$ (0.45) | \$ (2.51) | \$ (3.32) |

Note R—Subsequent Events

2017 Secured Loan Agreement

On January 6, 2017, we entered into a senior secured \$50 million loan and security agreement with Oxford. Through the term loan facility with Oxford, the Company initially accessed \$15 million of borrowings and an additional funding of \$15 million is available to the Company, at its option, through December 2017 and an additional \$20 million is available through June 2018, in each case, subject to the satisfaction of certain revenue milestones and customary drawdown conditions.

The credit facility is secured by substantially all of the Company's personal property other than the Company's intellectual property. Under the terms of the credit facility, the Company cannot grant a security interest in its intellectual property to any other party.

The term loan under the credit facility bears interest at a floating annual rate calculated at the greater of 30 day LIBOR or 0.53%, plus 6.47%. The Company is required to make monthly interest only payments in arrears commencing on the second payment date following the funding date of each term loan, and continuing on the payment date of each successive month thereafter through and including the payment date immediately preceding the amortization date of February 1, 2019 (subject to extension to February 1, 2020 if the Company draws the second tranche of \$15 million loans under the term loan facility). Commencing on the amortization date, and continuing on the payment date of each month thereafter, the Company is required to make consecutive equal monthly payments of principal of each term loan, together with accrued interest, in arrears, to the Oxford. All unpaid principal, accrued and unpaid interest with respect to each term loan, and a final payment in the amount of 5.0% of the amount of loans advanced, is due and payable in full on the term loan maturity date. The term loan facility has a term of five years and matures on January 1, 2022.

At the Company's option, the Company may prepay all, but not less than all, of the term loans advanced by Oxford under the term loan facility, subject to a prepayment fee and an amount equal to the sum of all outstanding principal of the term loans plus accrued and unpaid interest thereon through the prepayment date, a final payment, plus all other amounts that are due and payable, including Oxford's expenses and interest at the default rate with respect to any past due amounts.

The credit facility also includes events of default, the occurrence and continuation of which could cause interest to be charged at the rate that is otherwise applicable plus 5.0% and would provide Oxford, as collateral agent with the right to exercise remedies against us and the collateral securing the credit facility, including foreclosure against assets securing the credit facilities, including the Company's cash. These events of default include, among other things, the Company's failure to pay any amounts due under the credit facility, a breach of covenants under the credit facility, the Company's insolvency, a material adverse change, the occurrence of any default under certain other indebtedness in an amount greater than \$500,000, one or more judgments against us in an amount greater than \$500,000, a material adverse change with respect to any governmental approval and any delisting event.

S-3 Shelf Registration

On January 9, 2017, the Company filed a shelf registration statement on Form S-3 with the SEC. Upon being declared effective by the SEC, the shelf registration statement will allow the Company to sell from time to time up to \$200 million of its common stock, preferred stock, debt securities, warrants, or units comprised of any combination of these securities, for its own account in one or more offerings. The shelf registration statement, once effective, is intended to provide the Company flexibility to conduct registered sales of its securities, subject to market conditions and our future capital needs. There are no guarantees that the SEC will declare the shelf effective or that we will be able to sell any securities pursuant to it. The terms of any offering under the shelf registration statement will be established at the time of such offering and will be described in a prospectus supplement filed with the SEC prior to the completion of any such offering.

ITEM 9. CHANGES IN AND DISAGREEMENTS WITH ACCOUNTANTS ON ACCOUNTING AND FINANCIAL DISCLOSURE

None.

ITEM 9A. CONTROLS AND PROCEDURES

Evaluation of Disclosure Controls and Procedures

Our management, with the participation of our Chief Executive Officer and Chief Financial Officer (our principal executive officer and principal financial officer, respectively), evaluated the effectiveness of our disclosure controls and procedures as of December 31, 2016. The term "disclosure controls and procedures," as defined in Rules 13a-15(e) and 15d-15(e) under the Securities Exchange Act of 1934, as amended, or the Exchange Act, means controls and other procedures of a company that are designed to ensure that information required to be disclosed by a company in the reports that it files or submits under the Exchange Act is recorded, processed, summarized and reported, within the time periods specified in the SEC's rules and forms. Disclosure controls and procedures include, without limitation, controls and procedures designed to ensure that information required to be disclosed by a company in the reports that it files or submits under the Exchange Act is accumulated and communicated to the company's management, including its principal executive and principal financial officers, as appropriate to allow timely decisions regarding required disclosure. Management recognizes that any controls and procedures, no matter how well designed and operated, can provide only reasonable assurance of achieving their objectives and management necessarily applies its judgment in evaluating the cost-benefit relationship of possible controls and procedures. Based on the evaluation of our disclosure controls and procedures as of December 31, 2016, our Chief Executive Officer and Chief Financial Officer concluded that, as of such date, our disclosure controls and procedures were effective at the reasonable assurance level.

Management's Annual Report on Internal Control Over Financial Reporting

Our management is responsible for establishing and maintaining adequate internal control over financial reporting as defined in Rules 13a-15(f) and 15d-15(f) under the Exchange Act. Our internal control over financial reporting is designed to provide reasonable assurance regarding the reliability of financial reporting and the preparation of financial statements for external purposes in accordance with generally accepted accounting principles. Our internal controls over financial reporting include those policies and procedures that:

- (1) pertain to the maintenance of records that in reasonable detail accurately and fairly reflect the transactions and dispositions of our assets;
- (2) provide reasonable assurance that transactions are recorded as necessary to permit preparation of financial statements in accordance with U.S. GAAP, and that our receipts and expenditures are being made only in accordance with the authorization of our management; and
- (3) provide reasonable assurance regarding prevention or timely detection of unauthorized acquisition, use or disposition of our assets that could have a material effect on the financial statements.

Because of its inherent limitations, internal control over financial reporting may not prevent or detect misstatements. Also, projections of any evaluation of effectiveness to future periods are subject to the risk that controls may become inadequate because of changes in conditions, or that the degree of compliance with the policies or procedures may deteriorate.

Management assessed the effectiveness of the Company's internal controls and procedures over financial reporting as of December 31, 2016. In making this assessment, management used the criteria set forth by the Committee of Sponsoring Organizations of the Treadway Commission in Internal Control-Integrated Framework. Management's assessment included an evaluation of the design of our internal control over financial reporting and testing of the operational effectiveness of these controls.

Based on this assessment, management has concluded that as of December 31, 2016, our internal control over financial reporting was effective to provide reasonable assurance regarding the reliability of financial reporting and the preparation of financial statements for external purposes in accordance with U.S. generally accepted accounting principles.

Attestation Report of the Independent Public Accounting Firm

This annual report does not include an attestation report of the Company's registered public accounting firm regarding internal control over financial reporting. Management's report was not subject to attestation by the Company's registered public accounting firm pursuant to applicable rules of the SEC that permit the Company to provide only management's report in this annual report.

Changes in Internal Control over Financial Reporting

No change in our internal control over financial reporting (as defined in Rules 13a-15(f) and 15d-15(f) under the Exchange Act) occurred during the year ended December 31, 2016 that has materially affected, or is reasonably likely to materially affect, our internal control over financial reporting.

ITEM 9B. OTHER INFORMATION

None.

PART III

ITEM 10. DIRECTORS, EXECUTIVE OFFICERS, AND CORPORATE GOVERNANCE

Directors and Executive Officers

The other information required by this item will be set forth in our Proxy Statement for the 2017 Annual Meeting of Stockholders and is incorporated in this Annual Report on Form 10-K by reference.

Compliance with Section 16(a) of the Exchange Act

The information required by this item will be set forth in our Proxy Statement for the 2017 Annual Meeting of Stockholders and is incorporated in this Annual Report on Form 10-K by reference.

Code of Ethics

We have adopted a written code of business conduct and ethics that applies to our directors and officers (including our principal executive officer, principal financial officer, principal accounting officer or controller, or persons performing similar functions) as well as our other employees. A copy of our code of business conduct and ethics is available on our website www.conformis.com, under the heading "Investors—Corporate Governance". We intend to post on our website all disclosures that are required by applicable law, the rules of the Securities and Exchange Commission or the NASDAQ Global Select Market concerning any amendment to, or waiver of, our code of business conduct and ethics.

Director Nominees

The information required by this item will be set forth in our Proxy Statement for the 2017 Annual Meeting of Stockholders and is incorporated in this Annual Report on Form 10-K by reference.

Audit Committee

We have separately designated a standing Audit Committee established in accordance with Section 3(a)(58)(A) of the Securities Exchange Act of 1934, as amended, or the Exchange Act. Additional information regarding the Audit Committee that is required by this item will be set forth in our Proxy Statement for the 2017 Annual Meeting of Stockholders and is incorporated in this Annual Report on Form 10-K by reference.

Audit Committee Financial Expert

Our board of directors has determined that Bradley Langdale is the "audit committee financial expert" as defined by Item 407(d)(5) of Regulation S-K of the Exchange Act and is "independent" under the rules of the NASDAQ Global Market.

ITEM 11. EXECUTIVE COMPENSATION

The information required by this item will be set forth in our Proxy Statement for the 2017 Annual Meeting of Stockholders and is incorporated in this Annual Report on Form 10-K by reference.

ITEM 12. SECURITY OWNERSHIP OF CERTAIN BENEFICIAL OWNERS AND MANAGEMENT AND RELATED STOCKHOLDER MATTERS

The information required by this item will be set forth in our Proxy Statement for the 2017 Annual Meeting of Stockholders and is incorporated in this Annual Report on Form 10-K by reference.

ITEM 13. CERTAIN RELATIONSHIPS AND RELATED TRANSACTIONS, AND DIRECTOR INDEPENDENCE

The information required by this item will be set forth in our Proxy Statement for the 2017 Annual Meeting of Stockholders and is incorporated in this Annual Report on Form 10-K by reference.

ITEM 14. PRINCIPAL ACCOUNTANT FEES AND SERVICES

The information required by this item will be set forth in our Proxy Statement for the 2017 Annual Meeting of Stockholders and is incorporated in this Annual Report on Form 10-K by reference.

PART IV

ITEM 15. EXHIBITS AND FINANCIAL STATEMENT SCHEDULES

The following documents are filed as part of this Annual Report on Form 10-K:

1. Consolidated Financial Statement

For a list of consolidated financial statements included herein, see Index to the Consolidated Financial Statements on page 94 of this Annual Report on Form 10-K, incorporated into this item by reference.

2. Financial Statement Schedules:

No financial statement schedules have been submitted because they are not required or are not applicable because the information the required is included in the consolidated financial statements or the notes thereto.

3. Exhibits

The exhibits filed as part of this Annual Report on Form 10-K are listed in the Exhibit Index immediately preceding such exhibits, which Exhibit Index is incorporated herein by reference.

ITEM 16. FORM 10-K SUMMARY

We may voluntarily include a summary of information required by Form 10-K under this Item 16. We have elected not to include such summary information.

EXHIBIT INDEX

| Exhibit Number | Description of Exhibit |
|----------------|---|
| 3.1 | Restated Certificate of Incorporation of the Registrant (incorporated by reference to Exhibit 3.1 to the Registrant's current report on Form 8-K (File No. 001-3747) filed on July 8, 2015) |
| 3.2 | Amended and Restated By-laws of the Registrant (incorporated by reference to Exhibit 3.2 to the Registrant's current report on Form 8-K (File No. 001-3747) filed on July 8, 2015) |
| 4.1 | Specimen certificate evidencing shares of common stock (incorporated by reference to Exhibit 4.1 to the Registrant's registration statement on Form S-1/A (File No. 333-204384) filed on June 18, 2015) |
| 10.1 | Amended and Restated Information and Registration Rights Agreement, dated as of June 29, 2015, among the Registrant and the other parties thereto (incorporated by reference to Exhibit 10.1 to the Registrant's registration statement on Form S-1/A (File No. 333-204384) filed on June 29, 2015) |
| 10.2+ | 2004 Stock Option Plan (incorporated by reference to Exhibit 10.2 to the Registrant's registration statement on Form S-1 (File No. 333-204384) filed on May 22, 2015) |
| 10.3+ | Form of Incentive Stock Option Agreement under 2004 Stock Option Plan (incorporated by reference to Exhibit 10.3 to the Registrant's registration statement on Form S-1 (File No. 333-204384) filed on May 22, 2015) |
| 10.4+ | Form of Nonqualified Stock Option Agreement under 2004 Stock Option Plan (incorporated by reference to Exhibit 10.4 to the Registrant's registration statement on Form S-1 (File No. 333-204384) filed on May 22, 2015) |
| 10.5+ | Form of Stock Purchase Agreement for Incentive Stock Option Agreement under 2004 Stock Option Plan (incorporated by reference to Exhibit 10.5 to the Registrant's registration statement on Form S-1 (File No. 333-204384) filed on May 22, 2015) |
| 10.6+ | Form of Stock Purchase Agreement for Nonqualified Stock Option Agreement under 2004 Stock Option Plan (incorporated by reference to Exhibit 10.6 to the Registrant's registration statement on Form S-1 (File No. 333-204384) filed on May 22, 2015) |
| 10.7+ | 2011 Stock Option/Stock Issuance Plan (incorporated by reference to Exhibit 10.7 to the Registrant's registration statement on Form S-1 (File No. 333-204384) filed on May 22, 2015) |
| 10.8+ | Form of Notice of Grant of Incentive Stock Option under 2011 Stock Option/Stock Issuance Plan (incorporated by reference to Exhibit 10.8 to the Registrant's registration statement on Form S-1 (File No. 333-204384) filed on May 22, 2015) |
| 10.9+ | Form of Notice of Grant of Nonstatutory Stock Option under 2011 Stock Option/Stock Issuance Plan (incorporated by reference to Exhibit 10.9 to the Registrant's registration statement on Form S-1 (File No. 333-204384) filed on May 22, 2015) |
| 10.10+ | Form of Stock Purchase Agreement under 2011 Stock Option/Stock Issuance Plan (incorporated by reference to Exhibit 10.10 to the Registrant's registration statement on Form S-1 (File No. 333-204384) filed on May 22, 2015) |
| 10.11+ | 2015 Stock Incentive Plan (incorporated by reference to Exhibit 10.11 to the Registrant's registration statement on Form S-1 (File No. 333-204384) filed on May 22, 2015) |
| 10.12+ | Form of Incentive Stock Option Agreement under 2015 Stock Incentive Plan (incorporated by reference to Exhibit 10.12 to the Registrant's registration statement on Form S-1 (File No. 333-204384) filed on May 22, 2015) |
| 10.13+ | Form of Nonstatutory Stock Option Agreement under 2015 Stock Incentive Plan (incorporated by reference to Exhibit 10.13 to the Registrant's registration statement on Form S-1 (File No. 333-204384) filed on May 22, 2015) |
| 10.14+ | Form of Restricted Stock Agreement under 2015 Stock Incentive Plan (incorporated by reference to Exhibit 10.34 to the Registrant's registration statement on Form S-1/A (File No. 333-204384) filed on June 18, 2015) |
| 10.15+ | First Amended and Restated Employment Agreement, dated as of January 14, 2015, between the Registrant and Philipp Lang, as amended by Amendment No. 1 to First Amended and Restated Employment Agreement, dated as of May 29, 2015 between the Registrant and Philipp Lang (incorporated by reference to Exhibit 10.14 to the Registrant's registration statement on Form S-1/A (File No. 333-204384) filed on June 11, 2015) |

- 10.16+ Amended and Restated Employment Agreement, dated as of May 21, 2015, between the Registrant and Paul Weiner, together with the Employee Confidential Information, Inventions and Non-Competition Agreement, dated as of May 21, 2015, between the Registrant and Paul Weiner (incorporated by reference to Exhibit 10.15 to the Registrant's registration statement on Form S-1 (File No. 333-204384) filed on May 22, 2015)
- 10.17+ Amended and Restated Employment Agreement, dated as of May 21, 2015, between the Registrant and Daniel Steines, together with the Amended and Restated Employee Confidential Information, Inventions and Non-Competition Agreement, dated as of June 10, 2015, between the Registrant and Daniel Steines (incorporated by reference to Exhibit 10.16 to the Registrant's registration statement on Form S-1/A (File No. 333-204384) filed on June 11, 2015)
- 10.18+ Amended and Restated Employment Agreement, dated as of May 21, 2015, between the Registrant and David Cerveny, together with the Employee Confidential Information, Inventions and Non-Competition Agreement, dated as of May 21, 2015, between the Registrant and David Cerveny (incorporated by reference to Exhibit 10.17 to the Registrant's registration statement on Form S-1 (File No. 333-204384) filed on May 22, 2015)
- 10.19+ Amended and Restated Employment Agreement, dated as of May 21, 2015, between the Registrant and Robert Law III, together with the Employee Confidential Information, Inventions and Non-Competition Agreement, dated as of May 21, 2015, between the Registrant and Robert Law III (incorporated by reference to Exhibit 10.27 to the Registrant's registration statement on Form S-1 (File No. 333-204384) filed on May 22, 2015)
- 10.20+ Amended and Restated Revenue Sharing Agreement, dated as of September 2, 2011, between the Registrant and Philipp Lang (incorporated by reference to Exhibit 10.18 to the Registrant's registration statement on Form S-1 (File No. 333-204384) filed on May 22, 2015)
- 10.21+ Amended and Restated Employee Confidential Information, Inventions and Non-Competition Agreement, effective as of January 14, 2015, between the Registrant and Philipp Lang (incorporated by reference to Exhibit 10.19 to the Registrant's registration statement on Form S-1 (File No. 333-204384) filed on May 22, 2015)
- 10.22+ Form of Director and Officer Indemnification Agreement (incorporated by reference to Exhibit 10.20 to the Registrant's registration statement on Form S-1 (File No. 333-204384) filed on May 22, 2015)
- 10.23 Loan and Security Agreement, dated as of November 7, 2014, among the Registrant, Silicon Valley Bank, and the other parties thereto, as amended by First Amendment to Loan and Security Agreement, dated as of March 4, 2015, among the Registrant, Silicon Valley Bank and the other parties thereto (incorporated by reference to Exhibit 10.21 to the Registrant's registration statement on Form S-1 (File No. 333-204384) filed on May 22, 2015)
- 10.24 Lease Agreement, dated as of August 20, 2014, between the Registrant and Wakefield Investments, Inc. (incorporated by reference to Exhibit 10.23 to the Registrant's registration statement on Form S-1 (File No. 333-204384) filed on May 22, 2015)
- 10.25 Sublease, dated as of May 30, 2012, between the Registrant and Reveal Imaging Technologies, Inc. (incorporated by reference to Exhibit 10.24 to the Registrant's registration statement on Form S-1 (File No. 333-204384) filed on May 22, 2015)
- 10.26* First Amendment to Lease dated July 25, 2016 between Wakefield Investments, Inc. and Registrant for 600 Research Drive, Wilmington, Massachusetts
- 10.27 Lease dated September 19, 2016 between Technology Park I Limited Partnership and Registrant for 600 Technology Park Drive, Billerica, Massachusetts (incorporated by reference to Exhibit 10.1 to the Registrant's Quarterly Report on Form 10-Q for the period ended September 30, 2016, filed with the Securities and Exchange Commission on November 10, 2016, File No. 001-37474)
- 10.28 License Agreement, effective as of April 10, 2007, between the Registrant and Vertegen, Inc., as amended by First Amendment to License Agreement, dated as of May 20, 2015, between the Registrant and Vertegen, Inc. (incorporated by reference to Exhibit 10.26 to the Registrant's registration statement on Form S-1/A (File No. 333-204384) filed on June 11, 2015)
- 10.29 Sponsor Designee Recommendation Agreement, dated as of May 21, 2015, between the Registrant and Procific (incorporated by reference to Exhibit 10.29 to the Registrant's registration statement on Form S-1 (File No. 333-204384) filed on May 22, 2015)
- 10.30† License Agreement, dated as of April 13, 2015, between the Registrant and MicroPort Orthopedics Inc. (incorporated by reference to Exhibit 10.32 to the Registrant's registration statement on Form S-1/A (File No. 333-204384) filed on June 11, 2015)

| | |
|---------|---|
| 10.31 | License Agreement, dated as of April 13, 2015, between the Registrant and each of Wright Medical Group, Inc. and Wright Medical Technology, Inc. (incorporated by reference to Exhibit 10.33 to the Registrant's registration statement on Form S-1/A (File No. 333-204384) filed on June 11, 2015) |
| 10.32 | Form of Retention Agreements of Certain Officers (incorporated by reference to Exhibit 10.1 to the Registrant's Quarterly Report on Form 10-Q for the period ended June 30, 2016, filed with the Securities and Exchange Commission on August 11, 2016, File No. 001-37474) |
| 10.33 | Summary of Compensatory Arrangements of Certain Officers (incorporated by reference to the Registrant's Form 8-K filed on February 9, 2016, File No. 001-37474) |
| 10.34* | Employment Agreement, dated October 19, 2016, by and between the Registrant and Mark A. Augusti |
| 21.1 | Subsidiaries of the Registrant (incorporated by reference to Exhibit 10.21. to the Registrant's registration statement on Form S-1 (File No. 333-204384) filed on May 22, 2015) |
| 23.1* | Consent of Grant Thornton LLP, Independent Registered Public Accounting Firm |
| 31.1* | Certification of Principal Executive Officer pursuant to Rule 13a-14(a) or Rule 15d-14(a) of the Securities Exchange Act of 1934, as adopted pursuant to Section 302 of the Sarbanes-Oxley Act of 2002 |
| 31.2* | Certification of Principal Financial Officer pursuant to Rule 13a-14(a) or Rule 15d-14(a) of the Securities Exchange Act of 1934, as adopted pursuant to Section 302 of the Sarbanes-Oxley Act of 2002 |
| 32.1# | Certification of Principal Executive Officer pursuant to 18 U.S.C. Section 1350, as adopted pursuant to Section 906 of the Sarbanes-Oxley Act of 2002 |
| 32.2# | Certification of Principal Financial Officer pursuant to 18 U.S.C. Section 1350, as adopted pursuant to Section 906 of the Sarbanes-Oxley Act of 2002 |
| 101.INS | XBRL Instance Document |
| 101.SCH | XBRL Taxonomy Extension Schema Document |
| 101.CAL | XBRL Taxonomy Extension Calculation Linkbase Document |
| 101.LAB | XBRL Taxonomy Extension Label Linkbase Database |
| 101.PRE | XBRL Taxonomy Extension Presentation Linkbase Document |
| 101.DEF | XBRL Taxonomy Extension Definition Linkbase Document |

* Filed herewith.

† Confidential treatment has been granted as to certain portions, which portions have been omitted and filed separately with the Securities and Exchange Commission.

+ Indicates management contract or plan.

This certification will not be deemed "filed" for purposes of Section 18 of the Securities Exchange Act of 1934, as amended (the "Exchange Act"), or otherwise subject to the liability of that section. Such certification will not be deemed to be incorporated by reference into any filing under the Securities Act of 1933, as amended, or the Exchange Act, except to the extent specifically incorporated by reference into such filing.

FIRST AMENDMENT TO LEASE

THIS FIRST AMENDMENT TO LEASE (this "Amendment") dated as of July 25, 2016, by and between WAKEFIELD INVESTMENTS, INC., a Massachusetts corporation having an address at P.O. Box 540, Wakefield, Massachusetts 01880 ("Landlord") and CONFORMIS, INC., a Delaware corporation, having an address at 600 Research Drive, Wilmington, Massachusetts ("Tenant").

WITNESSETH

WHEREAS, Landlord and Tenant entered into a Lease (the "Lease") dated as of August 20, 2014, for approximately 40,751 square feet of space in the building (the "Building") known as 600 Research Drive, Wilmington, Massachusetts (the "Existing Premises"); and

WHEREAS, in accordance with Section 37 of the Lease, Landlord has offered to lease to Tenant certain Offered Space, and Tenant has elected to lease the Offered Space; and

WHEREAS, Landlord and Tenant now mutually desire (i) to increase the size of the Premises by adding approximately 18,223 rentable square feet of adjacent space to the Existing Premises and currently occupied by Surveillance Specialties, LTD., d/b/a Securadyne Northeast, (the "Prior Tenant"), and (ii) to adjust the rent and other charges payable under the Lease.

NOW, THEREFORE, in consideration of the foregoing, and for other good and valuable consideration, each to the other paid, the receipt and sufficiency of which are hereby acknowledged, Landlord and Tenant hereby agree as follows:

1. Recitals. The Initial Term of the Lease commenced on April 1, 2015 and will expire at 11:59 PM on July 31, 2022. Tenant's sole right and option to extend or renew the term of the Lease beyond July 31, 2022 is as provided in Section 36 of the Lease.

2. Expansion of Premises. Effective as of the Expansion Date (defined in Section 3(b) below), the Premises demised under the Lease will be increased in size by adding to the Existing Premises the adjacent space (the "Expansion Space"), containing approximately 18,223 rentable square feet and shown on Exhibit A-3, attached hereto), and all references to the "Premises" in the Lease shall refer to both the Existing Premises and the Expansion Space. From and after the Expansion Date, the Premises will contain 58,974 rentable square feet of space. The Expansion Space is the same space leased by Securadyne Northeast through February 28, 2017 (the "Prior Tenant Expiration Date").

3. Condition of Space. (a) Tenant currently occupies the Existing Premises and is familiar with the condition thereof and of the common facilities. Except as expressly provided below, Tenant is leasing the Expansion Space in its current AS IS condition, without any representation or warranty by Landlord. Tenant has had an opportunity to inspect the Expansion Space and is fully aware of the condition of the Expansion Space and has determined that the same is suitable for Tenant's continued business operations. Notwithstanding the foregoing, Landlord agrees that on the Expansion Date (as defined below), the Building systems that serve

the Expansion Space, and all dock doors, levelers and windows in the Expansion Space will be in good working order and condition.

(b) The "Expansion Date" will be the later to occur of (i) March 1, 2017, or (ii) the date on which Landlord tenders exclusive possession of the Expansion Space to Tenant, (1) free and clear of all tenants and other occupants, (2) broom clean, vacant and with all personal property of any other tenant or occupancy removed, and (3) otherwise in the condition described in Section 3(a) above. From and after the Expansion Date, the Expansion Space shall be part of the Premises for the then-remaining Term of the Lease. Landlord agrees not to extend or renew the lease of the Prior Tenant beyond the Prior Tenant Expiration Date, and Landlord shall use commercially reasonable efforts (which may include the filing and prosecution of a summary process action) to recover possession of the Expansion Space following the Prior Tenant Expiration Date (the "Landlord Action"). Notwithstanding the foregoing, (x) in the event that the Expansion Date does not occur by March 1, 2017, then Tenant shall be entitled to a rent credit equal to one-half (½) day's Basic Rent for the Expansion Space for each day after March 1, 2017 until April 30, 2017 that the Expansion Date does not occur; and (y) in the event that the Expansion Date does not occur on or before May 1, 2017, then Tenant shall be entitled to a rent credit equal to one (1) day's Basic Rent for the Expansion Space for each day after May 1, 2017 and until the Expansion Date or the date of termination of the Amendment that the Expansion Date does not occur; and (z) if the Expansion Date does not occur on or before to June 30, 2017 (as the same may be extended, the "Outside Date"), then Tenant may elect to terminate this Amendment by a written termination notice to Landlord, which notice shall be given (if at all) prior to the Expansion Date and no later than seven days after the Outside Date, as the same may have been extended (time being of the essence). If Landlord has commenced eviction proceedings against the Prior Tenant, the Outside Date shall be extended for up to 180 days after the date on which Landlord commenced eviction proceedings (but in any event, Tenant may not exercise such termination right after the Expansion Date). Each of the foregoing delivery deadlines shall be extended for any period of time during which Landlord is prevented from tendering possession by reason of force majeure (which shall not include any holdover by the Prior Tenant) or by any act or omission of Tenant. If Tenant gives such a termination notice and the Expansion Date does not occur on or before the thirtieth (30th) day after Landlord receives such termination notice, then this Amendment will terminate and neither party shall have any further liability or obligation to the other party with respect to the Expansion Space. If the Expansion Date does occur on or before such thirtieth (30th) day, then such termination notice shall be void and without force or effect and Tenant shall have no right to terminate this Amendment pursuant to this Section 3(b). The rent abatement and termination rights described above, shall constitute Tenant's sole and exclusive remedies for Landlord's failure to so tender possession of the Expansion Space as provided in this Amendment; provided that the foregoing shall not be construed to release Landlord from its obligation to use commercially reasonable efforts to recover possession of the Expansion Space.

4. Rent, Etc. (a) From the date hereof through the expiration of the Initial Term, Tenant shall continue to pay all Basic Rent and Additional Rent due under the Lease with respect to the Existing Premises as and when the same comes due. With respect to the period commencing on the Expansion Date (provided that, if the Expansion Date is other than the first day of a calendar month, then Basic Rent for the partial month in which the Expansion Date occurs shall be payable at the same rate applicable to the first full calendar month albeit on a pro

rata basis calculated based on the number of days for which Basic Rent is payable for the Expansion Space in such partial month), and in addition to the Basic Rent payable with respect to the Existing Premises, Tenant shall pay Basic Rent for the Expansion Space as follows:

| <u>Period</u> | <u>Annual Basic Rent</u> | <u>Monthly Installments</u> | <u>Basic Rent/RSF</u> |
|--|--------------------------|-----------------------------|-----------------------|
| Expansion Lease Year 1 | \$191,341.50 | \$15,945.13 | \$10.50 |
| Expansion Lease Year 2 | \$195,897.25 | \$16,324.77 | \$10.75 |
| Expansion Lease Year 3 | \$200,453.00 | \$16,704.42 | \$11.00 |
| Expansion Lease Year 4 | \$205,008.75 | \$17,084.06 | \$11.25 |
| Expansion Lease Year 5 and thereafter until the expiration of the Initial Term | \$209,564.50 | \$17,463.71 | \$11.50 |

As used in this Amendment, "Expansion Lease Year 1" shall commence on the Expansion Date and continue through the day preceding the first anniversary of the Expansion Date (or, if the Expansion Date is not the first day of a calendar month, then continuing through the last day of the calendar month in which such first anniversary occurs), and each subsequent Expansion Lease Year shall commence as of the day immediately after the expiration date of the prior Expansion Lease Year and continue through the day preceding the anniversary of the commencement date of such Expansion Lease Year.

(b) With respect to the period commencing on (and continuing after) the Expansion Date, (i) "Tenant's Share" shall be 58.82%, (ii) Tenant shall be responsible for the cost of all utilities and services provided to the Expansion Space, as provided in Section 10 of the Lease, and (iii) Tenant shall be entitled to the non-exclusive use, in common with others from time to time entitled thereto, of fifty-five (55) parking spaces (based on 3.0 spaces per 1,000 square feet of rentable area in the Expansion Space), in addition to those referenced in Section 2 of the Lease.

6. Security Deposit. Landlord currently holds a Security Deposit in the amount of One Hundred Twenty Thousand and 00/100 Dollars (\$120,000.00) in the form of a Letter of Credit.

7. Notices. The address of Langer & McLaughlin, LLP set forth in Section 26 of the Lease is hereby deleted and replaced with the following: 535 Boylston Street, Boston, MA 02116.

8. Representations. (a) As a material inducement to Landlord entering into this Amendment, Tenant certifies to Landlord that as of the date hereof: (i) the Lease, as modified hereby, contains the entire agreement between the parties hereto relating to the Premises and that there are no other agreements between the parties relating to the Premises, the Lease or the Building which are not contained or referred to herein or in the Lease; (ii) to the best of Tenant's knowledge, Landlord is not in default in any respect in any of the terms, covenants and conditions of the Lease; (iii) Tenant has not assigned its interest in the Lease or sublet all or any portion of the Premises; (iv) Landlord has performed all work in or to the Premises to have been

performed by Landlord under the Lease, and Tenant has no existing setoffs, counterclaims or defenses against Landlord under the Lease; and (v) Tenant is not, and the performance by Tenant of its obligations hereunder shall not render Tenant, insolvent within the meaning of the United States Bankruptcy Code, the Internal Revenue Code or any other applicable law, code or regulation.

(b) Landlord certifies to Tenant that as of the date hereof: (i) the Lease, as modified hereby, contains the entire agreement between the parties hereto relating to the Premises and that there are no other agreements between the parties relating to the Premises, the Lease or the Building which are not contained or referred to herein or in the Lease, (ii) to the best of Landlord's knowledge as of the date hereof, Tenant is not in default in any respect in any of the terms, covenants and conditions of the Lease; and (iii) Tenant has paid Annual Basic Rent and Additional Rent billed through July 31, 2016.

9. Brokers. Landlord and Tenant each mutually covenant, represent and warrant to the other that it has had no dealings or communications with any broker or agent in connection with this Amendment, other than Newmark Grubb Knight Frank and Cushman & Wakefield of Massachusetts (collectively, the "Broker"), and each covenants and agrees to pay, hold harmless and indemnify the other from and against any and all cost, expense (including reasonable attorneys' fees) or liability for any compensation, commission or charges to any broker or agent (other than the Broker) claiming through the indemnifying party with respect hereto. Pursuant to a separate agreement, Landlord shall pay the Broker all commissions payable to the Broker in connection with this Amendment or the Expansion Space.

10. Corporate Action. Each of Landlord and Tenant represents and warrants to the other that it has taken all necessary corporate, partnership or other action necessary to execute and deliver this Amendment, and that this Amendment constitutes the legally binding obligation of the representing party, enforceable in accordance with its terms. Each of Landlord and Tenant further represents and warrants to the other that it has full and complete authority to enter into and execute this Amendment and acknowledges that the other party is relying upon the representing party's representation of its authority to execute this Amendment and the representing party shall save and hold the other party harmless from any claims or damages, including reasonable attorneys' fees, arising from the representing party's misrepresentation of its authority to enter into and execute this Amendment.


11. Counterparts. This Amendment may be executed in one or more counterparts, and by different parties hereto on separate counterparts, each of which shall be deemed an original, but all of which together shall constitute one and the same instrument. The parties acknowledge and agree that this Amendment may be executed via facsimile or .pdf format (including computer-scanned or other electronic reproduction of the actual signatures) and that delivery of a facsimile or other signature by electronic or physical means shall be effective to the same extent as delivery of an original signature. Notwithstanding the foregoing, originally signed documents shall be provided upon either party's request.

12. Defined Terms. Capitalized terms used but not defined herein shall have the meanings ascribed to them in the Lease. As amended hereby, the Lease is ratified and confirmed and declared to be in full force and effect.

[Text ends here]

IN WITNESS WHEREOF, parties have set their respective hands as of the date first above written.

LANDLORD:
WAKEFIELD INVESTMENTS, INC.

By: 
Name: R. David Schelzi
Title: President
Hereunto duly authorized

TENANT:
CONFORMIS, INC


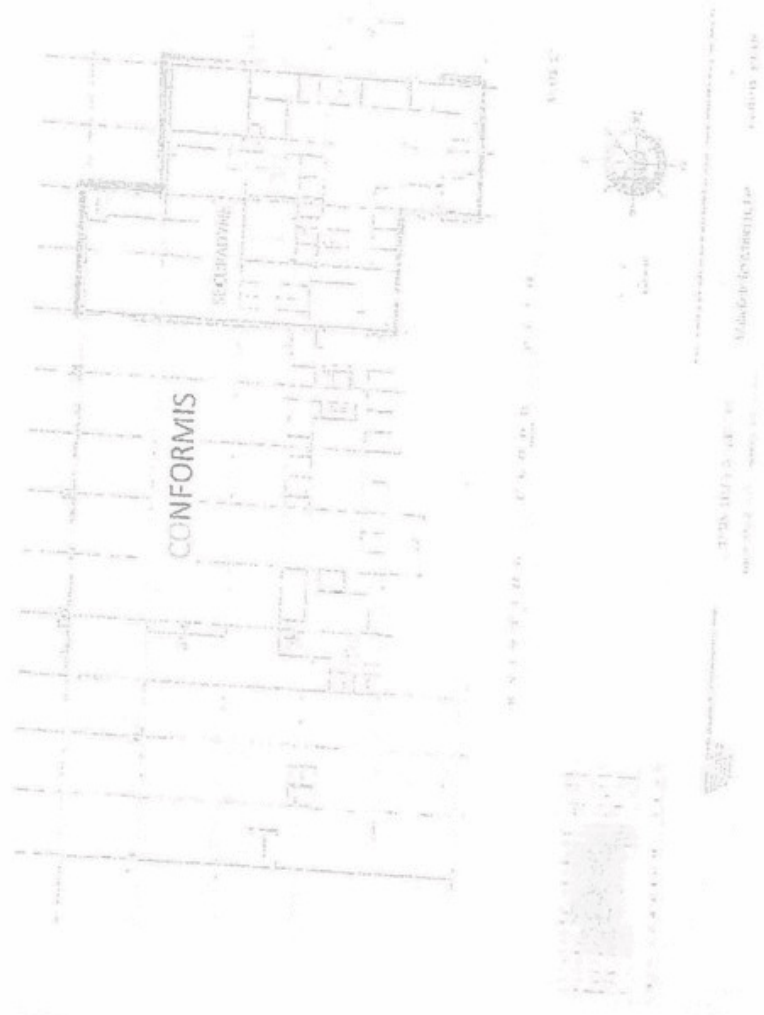
By: 
Name: Paul Weiner
Title: Chief Financial Officer
Hereunto duly authorized

EXHIBIT A-3
Expansion Space



October 19, 2016
As Amended and Restated Effective December 2, 2016

Personal & Confidential

Mark A. Augusti
9650 Strickland Rd. #103-405
Raleigh, NC 27615

Dear Mark:

It is my pleasure to offer you employment with ConforMIS, Inc. (the "Company") in the position of President and Chief Executive Officer, reporting to the Company's Board of Directors (the "Board").

1. Title, Position and Duties: Beginning on November 14, 2016 or such earlier date as may be agreed upon by you and the Company (the "Effective Date"), you will hold the position of President and Chief Executive Officer with the Company, and you will report to the Board. You will have such duties and responsibilities as are usually performed by the President and Chief Executive Officer of a Delaware corporation, including such duties as are reasonably delegated to you from time to time by the Board, consistent with your position as President and Chief Executive Officer, and you will have the authority and resources consistent with such positions.

2. Full-Time and Best Efforts: The role of President and Chief Executive Officer of the Company is a full-time position to be performed by you in the Company's Massachusetts corporate headquarters. We expect that you will devote substantially all of your working time to the performance of your Company duties in a satisfactory manner and to the best of your abilities at all times. You shall not engage in any other business or occupation during your employment with the Company, including, without limitation, any activity that conflicts with the interests of the Company, interferes with the proper and efficient performance of your duties for the Company, or interferes with your exercise of judgment in the Company's best interests. You agree that you will not, for two (2) years following the Effective Date, serve on a for-profit board, provided that you may continue your service on the board of View Medical as long as such activity does not pose an actual or apparent conflict of interest and does not interfere with the performance of your duties to the Company. After such time you may, following approval of the Board, which approval shall not unreasonably be withheld, serve on a for-profit board as long as such activity does not pose an actual or apparent conflict of interest and does not interfere with the performance of your duties to the Company. You will be permitted to serve as an officer, director or trustee of any charitable, educational or non-profit organization, at any time and without the Company's prior consent, provided that such services do not interfere with the

performance of your duties to the Company or pose an actual or apparent conflict of interest with your role at the Company.

3. Board: During your service as President and Chief Executive Officer of the Company, you shall be nominated for election to the Board. Your service as a member of the Board, which is subject to Board election and removal provisions under the Company's charter and Delaware law, will terminate automatically upon the termination of your employment with the Company for any reason. You agree to tender your written resignation from the Board, effective as of the date of termination of your employment, within ten (10) days following the date of such termination of employment.

4. Compensation: You shall receive a base salary at the rate of \$21,666.67 per semi-monthly pay period (which is an annualized rate of \$520,000), paid in accordance with the Company's standard payroll practices, and subject to all applicable tax reporting and withholding. Your salary will be reviewed by the Board or its Compensation Committee not less frequently than annually and shall be subject to increase (but not decrease) from time to time, as determined by the Board.

5. Signing Bonus: You will receive a one-time signing bonus of \$200,000, less all applicable taxes and withholdings, payable on the Company's first regular payday following the Effective Date. If, prior to the one-year anniversary of the Effective Date, the Company terminates your employment for Cause (as defined below) or you resign your employment without Good Reason (as defined below), you will be obligated to repay to the Company, within thirty (30) days following your separation, a pro-rated amount of the signing bonus, less all applicable taxes and withholdings, based on your termination date.

6. Annual Bonus: Beginning in 2017, following the end of each calendar year you will be eligible for an annual target bonus of 75% of your annualized base salary (the "Target Bonus"), based upon achievement of both corporate and your individual goals, as determined by the Board in its sole discretion. The determination of whether a bonus will be granted, and the amount of any such bonus, will also be determined by the Board in its sole discretion. (For the avoidance of doubt, annual bonus eligibility may range above or below target, consistent with the structure of any applicable plan as applied to similarly situated Company executives.) Any annual bonus will be payable no later than March 15 of the year following the year to which it relates. Please note that you must be an active employee on the date any bonus is distributed (the "Bonus Payment Date") in order to be eligible for and to earn a bonus, as annual bonuses also serve as retention incentives. For the avoidance of doubt, you will not be eligible to receive any annual bonus for 2016.

7. Annual Long-Term Incentive Awards: You will be eligible to participate in the Company's annual long-term incentive program. Subject to the approval of the Board, your initial annual long-term incentive award, which the Company intends to grant on or about February 15, 2017, will be comprised of equity awards having a value of \$800,000 (the "Initial Award"). The Initial Award is intended by the Board to be allocated between an award of a Stock Option and a Restricted Stock Award (each as defined below).

- A. The Stock Option will consist of an option to acquire shares of the Company's common stock having a Black Scholes value as of the date of grant of \$533,333, with such option (i) granted under and subject to the terms of the Company's stock incentive plan, (ii) having an exercise price equal to the fair market value of the Company's common stock on the date of grant of the option, (iii) vesting in equal monthly installments over a four (4) year period, subject to your continued employment with the Company on each applicable vesting date, and (iv) having such other terms as are set forth in the applicable stock option agreement and the annual long-term incentive program.
- B. The Restricted Stock Award will consist of the right to receive shares of the Company's common stock having a value of \$266,667 (as calculated using the average closing price during the 60 calendar days prior to the grant date), with such shares (i) granted under and subject to the terms of the Company's stock incentive plan, (ii) vesting in equal annual installments over a four (4) year period beginning on the first anniversary of the date of grant of the award subject to your continued employment on each applicable vesting date and (iii) having such other terms as are set forth in the applicable restricted stock award agreement and the annual long-term incentive program.

Any subsequent annual incentive awards will be granted to you at the Board's sole discretion, and the Board will also determine in its sole discretion the allocation of such award among different types of equity awards, the vesting terms for such equity awards (including applicable service and performance conditions) and such other terms and conditions applicable to such awards as the Board determines to be appropriate.

8. New Hire Equity Awards: Subject to the approval of the Board, on or promptly following December 2, 2016, the Company will grant to you equity awards having a value of approximately \$1,200,000 (the "New Hire Equity Awards"). The New Hire Equity Awards will consist of a stock option (the "New Hire Option") and a restricted stock award (the "New Hire RSA") (each as defined below).

- A. The New Hire Option will consist of an option to acquire shares of the Company's common stock having a Black Scholes value as of the date of grant of \$800,000, with such option (i) granted under and subject to the terms of the Company's stock incentive plan, (ii) having an exercise price equal to the fair market value of the Company's common stock on the date of grant of the New Hire Option, (iii) vesting as to 25% on the first anniversary of the date of grant of the New Hire Option and in equal installments monthly for the subsequent 36 months, subject to your continued employment with the Company on each applicable vesting date, and (iv) having such other terms as are set forth in the applicable stock option agreement.
- B. The Restricted Stock Award will consist of the right to receive Forty-Four Thousand Seven Hundred Fifty (44,750) shares of the Company's common stock, with such shares (i) granted under and subject to the terms of the Company's stock incentive plan, (ii) vesting in equal annual installments over a four (4) year period beginning on the first anniversary of the date of grant of the award subject to your continued employment on each applicable vesting date and (iii) having such other terms as are set forth in the applicable Restricted Stock Award agreement.

9. Establishment of Principal Residence in Massachusetts: As we have discussed, in connection with your employment with the Company, you will be required to establish your principal residence in Massachusetts on or before August 1, 2017. In order to assist with this process, the Company will reimburse you up to \$125,000 for reasonable expenses incurred by you in such establishment, including moving expenses ("Moving Expenses") and expenses incurred in maintaining a temporary residence in Massachusetts and commuting between your current home and your temporary residence in Massachusetts prior to its becoming your principle residence (the "Commuting Expenses") (collectively, the "Residency Expenses"), so long as such expenses are incurred no later than August 1, 2017. The Residency Expenses will be reimbursed in accordance with Company policy, but no later than 60 days following the incurring of the expense, provided that you deliver to the Company reasonable substantiation and documentation of your Residency Expenses. To the extent permitted by applicable law, the Company will exclude deductible moving expenses from your W-2. For the avoidance of doubt, your establishment of your principal residence in Massachusetts by August 1, 2017 is a material term of this letter agreement. If, prior to the one-year anniversary of the Effective Date, the Company terminates your employment for Cause (as defined below) or you resign your employment without Good Reason (as defined below), you will not be eligible for any unpaid Residency Expenses and will be obligated to repay to the Company, within thirty (30) days following your separation, all Moving Expenses (but not, for the avoidance of doubt, Commuting Expenses) received by you prior to your last day of employment.

10. Employee Benefits; Expenses: You will be entitled to participate in such of the Company's benefit plans as are generally made available to senior officers of the Company from time to time, provided that you are eligible under (and subject to all provisions of) the plan documents governing such benefits. Notwithstanding the foregoing, you understand and agree that nothing contained herein will require the Company to establish or maintain any fringe benefits and any such benefits may be modified, amended, terminated or cancelled at any time by the Company in its sole and absolute discretion.

During your employment, the Company shall pay (or promptly reimburse you) for documented, out-of-pocket expenses reasonably incurred by you in performing your job, which are consistent with the Company's policies in effect from time to time with respect to business expenses, subject to the Company's requirements with respect to reporting of such expenses.

All reimbursements and in-kind benefits provided under this letter agreement shall be made or provided in accordance with the requirements of Section 409A of the Internal Revenue Code and the guidance issued thereunder ("Section 409A") to the extent that such reimbursements or in-kind benefits are subject to Section 409A, including, where applicable, the requirements that (i) any reimbursement is for expenses incurred during your lifetime (or during a shorter period of time specified in this letter agreement), (ii) the amount of expenses eligible for reimbursement during a calendar year may not affect the expenses eligible for reimbursement in any other calendar year, (iii) the reimbursement of an eligible expense will be made on or before the last day of the calendar year following the year in which the expense is incurred and (iv) the right to reimbursement is not subject to set off or liquidation or exchange for any other benefit.

11. Vacation Time: You will be entitled to accrue the amount of Paid Time Off ("PTO") per year generally available to senior officers of the Company, but in any event not less than four (4) weeks during each calendar year, prorated from the Effective Date. Accrual and use of PTO is governed by the Company's PTO Policy.

12. At-Will Employment; Restrictive Covenant Agreement: Your employment with the Company will be "at will". This means that you have the right to terminate your employment relationship with the Company at any time for any or no reason. Similarly, the Company has the right to terminate its employment relationship with you at any time for any or no reason. As a condition of your employment with the Company, you will be required to execute the enclosed Employee Confidential Information, Inventions and Non-Competition Agreement (the "Restrictive Covenant Agreement").

13. Severance Benefits: Notwithstanding the foregoing, in the event that the Company terminates your employment without "Cause" or you resign from employment with "Good Reason" (each term as defined below and in either case a "Qualifying Termination"), you will be eligible for the benefits outlined in sub-sections A, B, or C (the "Severance Benefits"), subject to the terms set forth in this letter agreement:

- A. If a Qualifying Termination occurs prior to, or more than twenty-four (24) months following, a Change in Control Transaction (as defined below), and the Qualifying Termination occurs prior to the two-year anniversary of the Effective Date: (i) The Company will provide you with severance pay in the form of continuation of your base salary for a total of eighteen (18) months, such amount to be paid in accordance with the Company's then current payroll practices, except as otherwise specified in this letter agreement, beginning on the Company's first regular payroll date that occurs after the Payment Date (as defined below); (ii) the Company will pay to you an amount equal to 1.5 times the Target Bonus; and (iii) subject to the terms and conditions provided for in COBRA, and subject to your timely election of COBRA and copayment of premium amounts at the active employee rate, the Company shall pay its then current share of premium payments for you and your eligible dependents for group health and dental insurance after the date on which your employment terminates through (1) the end of the period during which you are receiving base salary continuation, or (2) the date you become employed with benefits substantially comparable to the benefits provided under the corresponding Company plan, or (3) the date you become ineligible for COBRA benefits (the "COBRA Period"); *provided, however*, that such Company-paid premiums may be recorded as additional income pursuant to Section 6041 of the Internal Revenue Code of 1986, as amended (the "Code") and not entitled to any tax qualified treatment to the extent necessary to comply with or avoid the discriminatory treatment prohibited by the Patient Protection and Affordable Care Act of 2010 and the Health Care and Education Reconciliation Act of 2010 or Section 105(h) of the Code. You shall be responsible for the entire COBRA premium should you elect to maintain this coverage after the earlier of the dates specified in Sections 13.A.iv(1)-(3) above.
- B. If a Qualifying Termination occurs prior to, or more than twenty-four (24) months following, a Change in Control Transaction, and the Qualifying Termination occurs on or after the two-year anniversary of the Effective Date: (i) The Company will provide you with severance pay in the form of continuation of your base salary for a total of twelve (12) months, such amount to be paid in accordance with the Company's then current payroll practices, except as otherwise specified in this letter agreement, beginning on the Company's first regular payroll date that occurs after the Payment Date; (ii) the Company will pay to you an amount equal to the Target Bonus; and (iii) you will be eligible for the same COBRA premium assistance as set forth in Section 13.A.iii above, subject to the same terms, conditions, and limitations as described therein.
-

- C. If a Qualifying Termination occurs within twenty-four (24) months following a Change in Control Transaction, and regardless of whether the Qualifying Termination occurs prior to, on, or after the two-year anniversary of the Effective Date: (i) The Company will provide you with severance pay in the form of continuation of your base salary for a total of eighteen (18) months, such amount to be paid in accordance with the Company's then current payroll practices, except as otherwise specified in this letter agreement, beginning on the Company's first regular payroll date that occurs after the Payment Date; (ii) the Company will pay to you an amount equal to 1.5 times the Target Bonus, to be paid in one lump sum on the Company's first regular payroll date that occurs after the Payment Date; (iii) you will be eligible for the same COBRA premium assistance as set forth in Section 13.A.iii above, subject to the same terms, conditions, and limitations as described therein; and (iv) the vesting of 100% of your then outstanding unvested equity grants shall be accelerated, such that all unvested equity grants vest and become fully exercisable or non-forfeitable as of the date your employment terminates.

You will not be eligible for, nor shall you have a right to receive, any payments or benefits from the Company following your termination date other than as set forth in this Section. For the sake of clarity, it shall not be a "Qualifying Termination" if your employment terminates because of your death or due to your Disability (as defined below).

- D. The Severance Benefits will be subject to the following terms and conditions:

- i. Solely for purposes of Section 409A of the Code, each salary continuation payment is considered a separate payment.
 - ii. Any severance or other benefits under this letter agreement will begin only upon the date of your "separation from service" (as defined under Section 409A(a)(2)(A)(i) of the Code and Treas. Reg. §1.409A-1(h)) which occurs on or after the date of termination of the employment. To the extent that the termination of your employment does not constitute a separation from service under Section 409A(a)(2)(A)(i) of the Code and Treas. Reg. §1.409A-1(h) (as the result of further services that are reasonably anticipated to be provided by you to the Company, or any of its parents, subsidiaries or affiliates, at the time your employment terminates), any severance benefits payable that constitute deferred compensation under Section 409A of the Code shall be delayed until after the date of a subsequent event constituting a separation from service under Section 409A(a)(2)(A)(i) of the Code and Treas. Reg. §1.409A-1(h). For purposes of clarification, this Section shall not cause any forfeiture of benefits on your part, but shall only act as a delay until such time as a "separation from service" occurs.
-

Further, if you are a “specified employee” (as that term is used in Section 409A of the Code and regulations and other guidance issued thereunder) on the date your separation from service becomes effective, any severance benefits payable hereunder that constitute non-qualified deferred compensation under Section 409A of the Code shall be delayed until the earlier of (i) the business day following the six-month anniversary of the date your separation from service becomes effective, and (ii) the date of your death, but only to the extent necessary to avoid such penalties under Section 409A of the Code. On the earlier of (A) the business day following the six-month anniversary of the date your separation from service becomes effective, and (B) your death, the Company shall pay you in a lump sum the aggregate value of the non-qualified deferred compensation that the Company otherwise would have paid you prior to that date as described above. Neither the Company nor you shall have the right to accelerate or defer the delivery of any such payments or benefits except to the extent specifically permitted or required by Section 409A of the Code. The Company makes no representation or warranty and shall have no liability to you or any other person if any provision of this letter agreement is determined to constitute deferred compensation subject to Section 409A of the Code, but do not satisfy an exemption from, or the conditions of, Section 409A of the Code.

iii. The Company’s obligation to provide the Severance Benefits will be contingent upon your entering into and complying with a separation and release of claims agreement in a form to be provided by the Company (which will include a release of all releasable claims and non-disparagement and cooperation obligations) (the “Release”), which Release must be signed and any applicable revocation period with respect thereto must have expired by the sixtieth (60th) day following your termination of employment. The Severance Benefits shall be paid or commence on the first payroll period following the date the Release becomes effective (the “Payment Date”). Notwithstanding the foregoing, if the 60th day following the date of termination occurs in the calendar year following the date on which your employment terminates, then the Payment Date shall be no earlier than January 1 of such subsequent calendar year. In addition, to remain eligible for the Severance Benefits you must comply with all post-employment obligations, including those in the Restrictive Covenant Agreement that you shall sign as a condition of employment.

iv. The Company’s obligations to pay or provide the Severance Benefits will be contingent upon your having tendered your resignation from the Board and all offices you hold in the Company (and any other boards on which you serve or offices that you hold at the request of the Company), effective as of the date of termination.

v. You agree to give prompt written notice of any subsequent employment you obtain during the COBRA Period that results in your eligibility for comparable medical and

dental benefits. If the Company makes any overpayment of COBRA premium amounts, you agree to promptly return any such overpayment to the Company. The foregoing shall not create any obligation on your part to seek reemployment after the date of termination of your employment.

14. Benefits in the Event of a Termination that is Not a Qualifying Termination: In the event of any termination of your employment that is not a Qualifying Termination, including without limitation, your termination by the Company for Cause, your resignation without Good reason, or termination due to your death or Disability, the Company's obligations under this letter agreement shall immediately cease and you shall be entitled only to the Accrued Compensation (as defined below). You shall not be entitled to any other compensation or consideration, including any bonus not yet awarded for which you may have been eligible had your employment not ended. However, in the event your employment terminates due to your death or Disability and such termination occurs between the end of a calendar year and the Bonus Payment Date, you (or your estate, as applicable) will be paid any bonus you would have received for the prior calendar year had you remained employed by the Company on the Bonus Payment Date (any such bonus to be paid on the Bonus Payment Date).

15. Definitions: For purposes of this letter agreement:

- (a) "*Accrued Compensation*" means any accrued base salary earned by you prior to the date of termination, any accrued but unused PTO, and any amounts for reimbursement of any appropriate business expenses incurred by you in connection with the performance of your duties hereunder, all to the extent unpaid on the date of termination. Your entitlement to any other compensation or benefit under any plan of the Company shall be governed by and determined in accordance with the terms of such plans, except as otherwise specified in this letter agreement.
 - (b) "for Cause" shall mean (i) your engagement in any conduct that has materially and adversely affected, or is reasonably likely to materially and adversely affect, the business, interests or reputation of the Company (for avoidance of doubt, "conduct" in this subsection does not mean poor performance or failure to meet Company objectives); (ii) any breach by you of the Restrictive Covenant Agreement; (iii) your failure to perform, or negligence in your performance of, any material duties required of or assigned to you if such duties are consistent with duties customary for the position held by you, provided that you were given fourteen (14) calendar days' written notice of such deficiencies and an opportunity to cure such deficiencies (but only if the Board, in its reasonable discretion, deems such deficiencies susceptible to cure); (iv) your fraud, embezzlement, or willful misconduct; (v) your material breach of this letter agreement; or (vi) your conviction of, or plea of guilty or *nolo*
-

contendere to, a misdemeanor relating to the Company, any crime involving dishonesty or moral turpitude, or any felony.

You are eligible for no more than two “cure” opportunities during your employment.

- (c) “Change in Control Transaction” shall mean (i) a merger or consolidation of the Company with or into another corporation under circumstances where the stockholders of the Company immediately prior to such merger or consolidation do not own after such merger or consolidation shares representing at least fifty percent (50%) of the voting power of the Company or the surviving, resulting or parent corporation, as the case may be, (ii) a transfer of shares representing fifty percent (50%) or more of the voting power of the Company to any person who was not, on the Effective Date, a holder of stock of any class or preference or any stock option of the Company, (iii) a liquidation of the Company, or (iv) a sale or other disposition of all or substantially all of the Company’s assets.
- (d) “Good Reason” shall mean you have complied with the “Good Reason Process” as defined below, following the occurrence of one or more of the following events without your written consent: (i) any material diminution in your title, duties, authority or responsibilities or a change in your reporting directly to the Board, (ii) any material diminution in your base compensation; (iii) the relocation of your primary place of work more than fifty (50) miles from your primary place of work for the Company on the Effective Date of this letter agreement, other than in a direction that reduces your daily commute, or (iv) the material breach by the Company of any provision of this letter agreement.

“Good Reason Process” shall mean that (i) you reasonably determine in good faith that one of the foregoing “Good Reason” conditions has occurred; (ii) you notify the Company in writing of the first occurrence of the Good Reason condition within thirty (30) days of the first occurrence of such condition; (iii) you cooperate in good faith with the Company’s efforts, for a period not less than thirty (30) days following such notice (the “Cure Period”) to remedy the condition; (iv) notwithstanding such efforts, the Good Reason condition continues to exist; and (v) you terminate your employment within thirty (30) days after the end of the Cure Period. If the Company cures the Good Reason condition during the Cure Period, Good Reason shall be deemed not to have occurred.

- (e) “Disability” shall mean your inability (as determined by the Company in good faith) to perform the essential functions of your position due to physical or mental disability (after taking into account the Company’s obligation to provide reasonable
-

accommodations in accordance with applicable law), which continues for a period of ninety (90) days (whether or not consecutive) during any 12-month period. In connection with any determination regarding your possible Disability, you shall have the right to provide to the Company, and the Company shall consider in good faith, any physical or mental evaluation performed by a competent physician of your selection.

16. Modified Section 280G Cutback: Notwithstanding any other provision of this letter agreement, except as set forth in Section 16.B, in the event that the Company undergoes a “Change in Ownership or Control” (as defined below), the following provisions shall apply:

- A. The Company shall not be obligated to provide to you any portion of any “Contingent Compensation Payments” (as defined below) that you would otherwise be entitled to receive to the extent necessary to eliminate any “excess parachute payments” (as defined in Section 280G(b)(1) of the Code) for you. For purposes of this Section 16, the Contingent Compensation Payments so eliminated shall be referred to as the “Eliminated Payments” and the aggregate amount (determined in accordance with Treasury Regulation Section 1.280G-1, Q/A-30 or any successor provision) of the Contingent Compensation Payments so eliminated shall be referred to as the “Eliminated Amount.”
 - B. Notwithstanding the provisions of Section 16.A, no such reduction in Contingent Compensation Payments shall be made if (1) the Eliminated Amount (computed without regard to this sentence) exceeds (2) 100% of the aggregate present value (determined in accordance with Treasury Regulation Section 1.280G-1, Q/A-31 and Q/A-32 or any successor provisions) of the amount of any additional taxes that would be incurred by you if the Eliminated Payments (determined without regard to this sentence) were paid to you (including, state and federal income taxes on the Eliminated Payments, the excise tax imposed by Section 4999 of the Code payable with respect to all of the Contingent Compensation Payments in excess of your “base amount” (as defined in Section 280G(b)(3) of the Code), and any withholding taxes). The override of such reduction in Contingent Compensation Payments pursuant to this Section 16.B shall be referred to as a “Section 16.B Override.” For purpose of this Section, if any federal or state income taxes would be attributable to the receipt of any Eliminated Payment, the amount of such taxes shall be computed by multiplying the amount of the Eliminated Payment by the maximum combined federal and state income tax rate provided by law.
-

- C. For purposes of this Section 16 the following terms shall have the following respective meanings:
- i. “Change in Ownership or Control” shall mean a change in the ownership or effective control of the Company or in the ownership of a substantial portion of the assets of the Company determined in accordance with Section 280G(b)(2) of the Code.
 - ii. “Contingent Compensation Payment” shall mean any payment (or benefit) in the nature of compensation that is made or made available (under this letter agreement or otherwise) to a “disqualified individual” (as defined in Section 280G(c) of the Code) and that is contingent (within the meaning of Section 280G(b)(2)(A)(i) of the Code) on a Change in Ownership or Control of the Company.
- D. Any payments or other benefits otherwise due to you following a Change in Ownership or Control that could reasonably be characterized (as determined by the Company) as Contingent Compensation Payments (the “Potential Payments”) shall not be made until the dates provided for in this Section 16.D. Within 30 days after each date on which you first become entitled to receive (whether or not then due) a Contingent Compensation Payment relating to such Change in Ownership or Control, the Company shall determine and notify you (with reasonable detail regarding the basis for its determinations) (1) which Potential Payments constitute Contingent Compensation Payments, (2) the Eliminated Amount and (3) whether the Section 16.B Override is applicable. Within 30 days after delivery of such notice to you, you shall deliver a response to the Company (the “Executive Response”) stating either (A) that you agree with the Company’s determination pursuant to the preceding sentence or (B) that you disagree with such determination, in which case you shall set forth (x) which Potential Payments should be characterized as Contingent Compensation Payments, (y) the Eliminated Amount, and (z) whether the Section 16.B Override is applicable. In the event that you fail to deliver an Executive Response on or before the required date, the Company’s initial determination shall be final. If you state in the Executive Response that you agree with the Company’s determination, the Company shall make the Potential Payments to you within three (3) business days following delivery to the Company of the Executive Response (except for any Potential Payments which are not due to be made until after such date, which Potential Payments shall be made on the date on which they are due). If you state in the Executive Response that you disagree with the Company’s determination, then, for a period of sixty (60) days following delivery of the Executive Response, you and the Company shall use good faith efforts to resolve such dispute. If such dispute is not resolved within such 60-day period, such dispute shall be settled
-

exclusively by arbitration in Middlesex County, Massachusetts, in accordance with the rules of the American Arbitration Association then in effect. Judgment may be entered on the arbitrator's award in any court having jurisdiction. The Company shall, within three (3) business days following delivery to the Company of the Executive Response, make to you those Potential Payments as to which there is no dispute between the Company and you regarding whether they should be made (except for any such Potential Payments which are not due to be made until after such date, which Potential Payments shall be made on the date on which they are due). The balance of the Potential Payments shall be made within three (3) business days following the resolution of such dispute.

- E. The Contingent Compensation Payments to be treated as Eliminated Payments shall be determined by the Company by determining the "Contingent Compensation Payment Ratio" (as defined below) for each Contingent Compensation Payment and then reducing the Contingent Compensation Payments in order beginning with the Contingent Compensation Payment with the highest Contingent Compensation Payment Ratio. For Contingent Compensation Payments with the same Contingent Compensation Payment Ratio, such Contingent Compensation Payment shall be reduced based on the time of payment of such Contingent Compensation Payments with amounts having later payment dates being reduced first. For Contingent Compensation Payments with the same Contingent Compensation Payment Ratio and the same time of payment, such Contingent Compensation Payments shall be reduced on a pro rata basis (but not below zero) prior to reducing Contingent Compensation Payment with a lower Contingent Compensation Payment Ratio. The term "Contingent Compensation Payment Ratio" shall mean a fraction the numerator of which is the value of the applicable Contingent Compensation Payment that must be taken into account by you for purposes of Section 4999(a) of the Code, and the denominator of which is the actual amount to be received by you in respect of the applicable Contingent Compensation Payment. For example, in the case of an equity grant that is treated as contingent on the Change in Ownership or Control because the time at which the payment is made or the payment vests is accelerated, the denominator shall be determined by reference to the fair market value of the equity at the acceleration date, and not in accordance with the methodology for determining the value of accelerated payments set forth in Treasury Regulation Section 1.280G-1Q/A-24(b) or (c)).
- F. The provisions of this Section 16 are intended to apply to any and all payments or benefits available to you under this letter agreement or any other agreement or
-

plan of the Company under which you receive Contingent Compensation Payments.

17. Notices: All notices and other communications pursuant to this letter agreement must be in writing and must be given by personal or courier delivery, e-mail or first class mail, certified or registered with return receipt requested, and will be deemed to have been duly given upon receipt if personally delivered or delivered by courier, on the date of transmission if transmitted by e-mail, or three (3) business days after mailing if mailed, to the addresses of the Company and you contained in the records of the Company at the time of such notice. Any party may change such party's address for notices by notice duly given pursuant to this Section 17.

18. Governing Law: This letter agreement shall be governed by and construed in accordance with the laws of the Commonwealth of Massachusetts (without reference to the conflict of laws provisions thereof). Any action, suit, or other legal proceeding that is excluded from arbitration under Section 16 or 19 hereof shall be commenced only in a court of the Commonwealth of Massachusetts (or, if appropriate, a federal court located within the Commonwealth of Massachusetts), and the Company and you each consents to the jurisdiction of such a court, and further hereby irrevocably waives any right to a trial by jury in any such action, suit or other legal proceeding.

19. Arbitration: Any dispute between you and the Company relating in any way to this letter agreement, your employment with the Company, and/or your separation from the Company, including, but not limited to (i) claims alleging unlawful discrimination, harassment, or retaliation on any basis protected by any applicable federal, state, or local law (including, without limitation, Title VII of the Civil Rights Act, the Americans With Disabilities Act, the Age Discrimination in Employment Act, the Older Worker Benefits Protection Act, the Family and Medical Leave Act, and the Massachusetts Fair Employment Practices Act), (ii) claims for wages, bonuses, severance, incentive compensation or other equity, employee benefits or other compensation, whether pursuant to contract or federal or state wage and hour laws, (iii) common law claims, including, but not limited to, tort claims, wrongful discharge claims, contract claims, defamation claims and unfair business practices claims, and (iv) any claim under any statute, law, or ordinance not expressly set forth above ("Arbitrable Claims") shall be resolved by binding arbitration before a neutral arbitrator. For the avoidance of doubt, (1) Arbitrable Claims shall not include disputes concerning trade secrets, confidential information, intellectual property (including patents, copyrights and trademarks), non-competition restrictions and/or non-solicitation restrictions for which injunctive relief or a declaration of rights and obligations is sought, and (2) nothing herein prevents you from filing a charge with, cooperating with, or participating in any proceeding or investigation before the EEOC or a state fair employment practices agency (except that you acknowledge that you may not recover any monetary benefits in connection with any such charge, proceeding or investigation, and further waive any rights or

claims to any payment, benefit, attorneys' fees or other remedial relief in connection with any such charge, proceeding or investigation). The arbitration shall take place in Boston, Massachusetts unless otherwise agreed by you and the Company. The arbitration shall be administered by JAMS and its applicable rules (the "Rules"), shall be final and binding upon you and the Company, and shall be the exclusive remedy for all claims covered by this arbitration provision. The arbitration shall be presided over by one arbitrator, who shall be selected by you and the Company in accordance with the Rules and shall be experienced in employment law. The arbitrator shall render an award and written opinion in the form typically rendered in employment arbitrations within the time provided in the Rules. The Company shall pay any filing fee and the fees and costs of the arbitrator; provided, however, that if you are the party initiating the arbitration, you will pay an amount equivalent to the filing fee that you would have paid to file a civil action or initiate a claim in a Massachusetts court of competent jurisdiction. Each party shall pay for its own costs and attorneys' fees. Either you or the Company may bring an action in court to compel arbitration under this letter agreement, to enforce an arbitration award or to obtain temporary injunctive relief pending a judgment based on the arbitration award. Otherwise, neither you nor the Company shall initiate or prosecute any lawsuit or administrative action in any way related to any Arbitrable Claim. If any court or arbitrator finds that any term makes this arbitration provision unenforceable for any reason, the court or arbitrator shall have the power to modify such term (or if necessary delete such term) to the minimum extent necessary to make this arbitration provision enforceable to the fullest extent permitted by law. You and the Company hereby waive any rights you or the Company may have to trial by jury in regard to Arbitrable Claims, including without limitation any right to trial by jury as to the making, existence, validity, or enforceability of the agreement to arbitrate.

20. Absence of Restrictions: By signing below, you represent that you are not bound by any employment contract, restrictive covenant or other restriction preventing or limiting you from entering into employment with or carrying out your responsibilities for the Company, or which is in any way inconsistent with the terms of this letter agreement. You also agree that you will not disclose to anyone at the Company, bring onto Company premises, or use in the course of your employment at the Company, any confidential information or trade secrets belonging to any former employer or to any other entity.

21. Legal Fees: The Company will reimburse you up to \$20,000 for reasonable legal fees incurred by you in connection with your review and negotiation of this Agreement. Such reimbursement will be paid no later than thirty (30) days after you submit substantiation of having incurred such legal fees, which you must submit within sixty (60) days after they are incurred.

22. Conditions to Employment: The Company has already performed satisfactory background and reference checks, and thus no further background or reference checks are outstanding as

conditions for this letter agreement or your employment hereunder. In addition, you have provided proof of your right to work in the United States.

23. Entire Agreement: This letter agreement having an Effective Date of November 14, 2016 and as amended and restated herein, together with the Restrictive Covenant Agreement attached hereto as Exhibit A and executed on November 14, 2016, constitutes the entire agreement between the parties regarding the terms and conditions of your employment with the Company and supersedes all prior agreements and understandings, whether written or oral, regarding the terms of your employment.

24. Miscellaneous:

(a) No delay or omission by the Company or you in exercising any right under this letter agreement shall operate as a waiver of that or any other right. A waiver or consent given by the Company on any one occasion shall be effective only in that instance and shall not be construed as a bar to or waiver of any right on any other occasion.

(b) The captions of the sections of this letter agreement are for convenience of reference only and in no way define, limit or affect the scope or substance of any section of this letter agreement.

(c) In case any provision of this letter agreement shall be invalid, illegal or otherwise unenforceable, the validity, legality and enforceability of the remaining provisions shall in no way be affected or impaired thereby..

We are thrilled to have you join the Company's leadership team. Please contact me if you have any questions or need more information.

Sincerely,

/s/Kenneth Fallon III

Kenneth Fallon III
Board Member and Chairman, ConforMIS, Inc.

I accept the above terms of employment as stated, and I am not relying on any other promises or representations:

/s/Mark Augusti
Mark Augusti

December 2, 2016
Date

Enclosure:

Employee Confidential Information, Inventions and Non-Competition Agreement

CONSENT OF INDEPENDENT REGISTERED PUBLIC ACCOUNTING FIRM

We have issued our report dated March 8, 2017, with respect to the consolidated financial statements included in the Annual Report of ConforMIS, Inc. on Form 10-K for the year ended December 31, 2016. We consent to the incorporation by reference of said report in the Registration Statement of ConforMIS, Inc. on Form S-8 (File No. 333-2054777).

/s/ GRANT THORNTON LLP
Boston, Massachusetts
March 8, 2017

CERTIFICATIONS

I, Mark A. Augusti, certify that:

1. I have reviewed this Annual Report on Form 10-K of ConforMIS, Inc.;
2. Based on my knowledge, this report does not contain any untrue statement of a material fact or omit to state a material fact necessary to make the statements made, in light of the circumstances under which such statements were made, not misleading with respect to the period covered by this report;
3. Based on my knowledge, the financial statements, and other financial information included in this report, fairly present in all material respects the financial condition, results of operations and cash flows of the registrant as of, and for, the periods presented in this report;
4. The registrant's other certifying officer and I are responsible for establishing and maintaining disclosure controls and procedures (as defined in Exchange Act Rules 13a-15(e) and 15d-15(e)) and internal control over financial reporting (as defined in Exchange Act Rules 13a-15(f) and 15d-15(f)) for the registrant and have:
 - a) Designed such disclosure controls and procedures, or caused such disclosure controls and procedures to be designed under our supervision, to ensure that material information relating to the registrant, including its consolidated subsidiaries, is made known to us by others within those entities, particularly during the period in which this report is being prepared;
 - b) Designed such internal control over financial reporting, or caused such internal control over financial reporting to be designed under our supervision, to provide reasonable assurance regarding the reliability of financial reporting and the preparation of financial statements for external purposes in accordance with generally accepted accounting principles;
 - c) Evaluated the effectiveness of the registrant's disclosure controls and procedures and presented in this report our conclusions about the effectiveness of the disclosure controls and procedures, as of the end of the period covered by this report based on such evaluation; and
 - d) Disclosed in this report any change in the registrant's internal control over financial reporting that occurred during the registrant's most recent fiscal quarter (the registrant's fourth fiscal quarter in the case of an annual report) that has materially affected, or is reasonably likely to materially affect, the registrant's internal control over financial reporting; and
5. The registrant's other certifying officer and I have disclosed, based on our most recent evaluation of internal control over financial reporting, to the registrant's auditors and the audit committee of the registrant's board of directors (or persons performing the equivalent functions):
 - a) All significant deficiencies and material weaknesses in the design or operation of internal control over financial reporting which are reasonably likely to adversely affect the registrant's ability to record, process, summarize and report financial information; and
 - b) Any fraud, whether or not material, that involves management or other employees who have a significant role in the registrant's internal control over financial reporting.

Date: March 8, 2017

By: /s/ Mark A. Augusti

Mark A. Augusti
President and Chief Executive Officer
(Principal Executive Officer)

CERTIFICATIONS

I, Paul Weiner, certify that:

1. I have reviewed this Annual Report on Form 10-K of ConforMIS, Inc.;
2. Based on my knowledge, this report does not contain any untrue statement of a material fact or omit to state a material fact necessary to make the statements made, in light of the circumstances under which such statements were made, not misleading with respect to the period covered by this report;
3. Based on my knowledge, the financial statements, and other financial information included in this report, fairly present in all material respects the financial condition, results of operations and cash flows of the registrant as of, and for, the periods presented in this report;
4. The registrant's other certifying officer and I are responsible for establishing and maintaining disclosure controls and procedures (as defined in Exchange Act Rules 13a-15(e) and 15d-15(e)) for the registrant and have:
 - a) Designed such disclosure controls and procedures, or caused such disclosure controls and procedures to be designed under our supervision, to ensure that material information relating to the registrant, including its consolidated subsidiaries, is made known to us by others within those entities, particularly during the period in which this report is being prepared;
 - b) Designed such internal control over financial reporting, or caused such internal control over financial reporting to be designed under our supervision, to provide reasonable assurance regarding the reliability of financial reporting and the preparation of financial statements for external purposes in accordance with generally accepted accounting principles;
 - c) Evaluated the effectiveness of the registrant's disclosure controls and procedures and presented in this report our conclusions about the effectiveness of the disclosure controls and procedures, as of the end of the period covered by this report based on such evaluation; and
 - d) Disclosed in this report any change in the registrant's internal control over financial reporting that occurred during the registrant's most recent fiscal quarter (the registrant's fourth fiscal quarter in the case of an annual report) that has materially affected, or is reasonably likely to materially affect, the registrant's internal control over financial reporting; and
5. The registrant's other certifying officer and I have disclosed, based on our most recent evaluation of internal control over financial reporting, to the registrant's auditors and the audit committee of the registrant's board of directors (or persons performing the equivalent functions):
 - a) All significant deficiencies and material weaknesses in the design or operation of internal control over financial reporting which are reasonably likely to adversely affect the registrant's ability to record, process, summarize and report financial information; and
 - b) Any fraud, whether or not material, that involves management or other employees who have a significant role in the registrant's internal control over financial reporting.

Date: March 8, 2017

By: /s/Paul Weiner
Paul Weiner
Chief Financial Officer
(Principal Financial and Accounting Officer)

**CERTIFICATION PURSUANT TO 18 U.S.C. SECTION 1350,
AS ADOPTED PURSUANT TO
SECTION 906 OF THE SARBANES-OXLEY ACT OF 2002**

In connection with the Annual Report on Form 10-K of ConforMIS, Inc. (the "Company") for the period ended December 31, 2016 as filed with the Securities and Exchange Commission on the date hereof (the "Report"), the undersigned, Mark A. Augusti, President and Chief Executive Officer of the Company, hereby certifies, pursuant to 18 U.S.C. Section 1350, as adopted pursuant to Section 906 of the Sarbanes-Oxley Act of 2002, that to the best of his knowledge:

- (1) the Report fully complies with the requirements of Section 13(a) or 15(d) of the Securities Exchange Act of 1934; and
- (2) the information contained in the Report fairly presents, in all material respects, the financial condition and results of operations of the Company.

Date: March 8, 2017

By: /s/ Mark A. Augusti
Mark A. Augusti
President and Chief Executive Officer
(Principal Executive Officer)

CERTIFICATION PURSUANT TO 18 U.S.C. SECTION 1350,

AS ADOPTED PURSUANT TO

SECTION 906 OF THE SARBANES-OXLEY ACT OF 2002

In connection with the Annual Report on Form 10-K of ConforMIS, Inc. (the "Company") for the period ended December 31, 2016 as filed with the Securities and Exchange Commission on the date hereof (the "Report"), the undersigned, Paul Weiner, Chief Financial Officer of the Company, hereby certifies, pursuant to 18 U.S.C. Section 1350, as adopted pursuant to Section 906 of the Sarbanes-Oxley Act of 2002, that to the best of his knowledge:

- (1) the Report fully complies with the requirements of Section 13(a) or 15(d) of the Securities Exchange Act of 1934; and
- (2) the information contained in the Report fairly presents, in all material respects, the financial condition and results of operations of the Company.

Date: March 8, 2017

By: /s/Paul Weiner
Paul Weiner
Chief Financial Officer
(Principal Financial and Accounting Officer)

