

---

■ **Fiscal 2021 Annual Report  
and Proxy Statement**







120 Holger Way, San Jose, CA 95134

Dear Stockholder:

I am pleased to invite you to attend the 2021 Annual Meeting of Stockholders (the "Annual Meeting") of Zscaler, Inc. ("Zscaler" or the "Company"), to be held on Wednesday, January 5, 2022 at 1:00 p.m. Pacific Time. The Annual Meeting will be conducted virtually via live webcast. You will be able to vote and submit your questions during the meeting by visiting [www.virtualshareholdermeeting.com/ZS2021](http://www.virtualshareholdermeeting.com/ZS2021) (please have your notice or proxy card in hand when you visit the website).

The attached Notice of Annual Meeting of Stockholders and Proxy Statement contain details of the business to be conducted at the Annual Meeting.

Whether or not you attend the virtual Annual Meeting, it is important that your shares be represented and voted at the meeting. Therefore, I urge you to promptly vote and submit your proxy via the internet, by phone or by mail.

On behalf of the Board of Directors, I would like to express our appreciation for your support of and interest in Zscaler.

Sincerely,

A handwritten signature in black ink, appearing to read "Jay Chaudhry", written over a light gray rectangular background.

**Jay Chaudhry**

President, Chief Executive Officer and  
Chairman of the Board





# Notice of Annual Meeting of Stockholders

## Date and Time

January 5, 2022  
1:00 p.m. Pacific Time

## Record Date and Who Can Vote

**November 10, 2021 (the "Record Date")**. Only stockholders of record at the close of business on the Record Date are entitled to receive notice of, and to vote at, the Annual Meeting.

## Virtual Meeting Site

The Annual Meeting will be a completely virtual meeting of stockholders, to be conducted via live audio webcast. You will be able to attend the virtual Annual Meeting and submit your questions during the meeting by visiting [www.virtualshareholdermeeting.com/ZS2021](http://www.virtualshareholdermeeting.com/ZS2021).

## Items of Business

- 1 To elect three Class I directors from the nominees described in this Proxy Statement to hold office until the 2024 annual meeting of stockholders or until their successors are elected and qualified, subject to their earlier death, resignation or removal.
- 2 To ratify the selection of PricewaterhouseCoopers LLP as our independent registered public accounting firm for our fiscal year ending July 31, 2022.
- 3 To approve, on a non-binding advisory basis, the compensation of our Named Executive Officers.
- 4 To transact other business that may properly come before the Annual Meeting.

**Your vote is important.**  
**To vote your shares, please follow the instructions in the Notice of Internet Availability of Proxy Materials, which is being mailed to you on or about November 24, 2021.**

### Your vote is important.

Whether or not you plan to attend the virtual Annual Meeting, we urge you to submit your vote via the internet, telephone or mail as soon as possible to ensure your shares are represented. For additional instructions for each of these voting options, please refer to the proxy card. Returning the proxy does not deprive you of your right to attend the virtual Annual Meeting and to vote your shares at the virtual Annual Meeting. The Proxy Statement explains proxy voting and the matters to be voted on in more detail.

**Important Notice Regarding the Availability of Proxy Materials for the Virtual Annual Meeting to be Held on January 5, 2022.** Our proxy materials, including the Proxy Statement and Annual Report to Stockholders, are being made available on or about November 24, 2021 at the following website: <http://www.proxyvote.com>, as well as on our website at <http://ir.zscaler.com> in the Financials section of our Investor Relations webpage. We are providing access to our proxy materials over the internet under the rules adopted by the U.S. Securities and Exchange Commission.

By Order of the Board of Directors,

**Robert Schlossman**  
Chief Legal Officer and Secretary

San Jose, CA  
November 24, 2021



# Table of Contents

<b>PROXY SUMMARY</b>	<b>2</b>
<b>QUESTIONS AND ANSWERS ABOUT THE ANNUAL MEETING</b>	<b>6</b>
<b>BOARD OF DIRECTORS AND CORPORATE GOVERNANCE</b>	<b>13</b>
Our Directors	14
Board Meetings and Committees	20
Communications with the Board of Directors	24
Corporate Governance Guidelines and Code of Conduct	25
Role of the Board of Directors in Risk Oversight	25
Director Compensation	25
Environment, Social and Governance	28
<b>PROPOSAL ONE – ELECTION OF DIRECTORS</b>	<b>30</b>
<b>PROPOSAL TWO – RATIFICATION OF APPOINTMENT OF INDEPENDENT REGISTERED PUBLIC ACCOUNTING FIRM</b>	<b>31</b>
<b>PROPOSAL THREE – ADVISORY VOTE ON THE COMPENSATION OF OUR NAMED EXECUTIVE OFFICERS</b>	<b>34</b>
<b>EXECUTIVE OFFICERS</b>	<b>35</b>
<b>EXECUTIVE COMPENSATION</b>	<b>36</b>
Compensation Discussion and Analysis	36
Summary Compensation Table	58
<b>CEO PAY RATIO DISCLOSURE</b>	<b>65</b>
<b>SECURITY OWNERSHIP OF CERTAIN BENEFICIAL OWNERS AND MANAGEMENT</b>	<b>66</b>
<b>RELATED PERSON TRANSACTIONS</b>	<b>68</b>
<b>OTHER MATTERS</b>	<b>70</b>
Section 16(a) Beneficial Ownership Reporting Compliance	70
<b>PROPOSALS OF STOCKHOLDERS FOR THE FISCAL 2022 ANNUAL MEETING</b>	<b>71</b>
<b>APPENDIX A</b>	<b>A-1</b>





# Proxy Summary

This Proxy Statement and form of proxy are furnished in connection with the solicitation of proxies by our board of directors for use at our 2021 Annual Meeting of Stockholders (the “Annual Meeting”), and any postponements, adjournments or continuations thereof. The Annual Meeting will be held on January 5, 2022 at 1:00 p.m. Pacific Time, via live audio webcast at [www.virtualshareholdermeeting.com/ZS2021](http://www.virtualshareholdermeeting.com/ZS2021). The Notice of Internet Availability of Proxy Materials (the “Notice”) containing instructions on how to access this Proxy Statement and our Annual Report on Form 10-K for the fiscal year ended July 31, 2021 is first being mailed on or about November 24, 2021 to all stockholders entitled to vote at the Annual Meeting. If you receive a Notice by mail, you will not receive a printed copy of the proxy materials in the mail unless you specifically request these materials.

## Ways to Vote

### Via the Internet



See page 6 for more details

### By Telephone



See page 7 for more details

### By Mail



See page 7 for more details

### At the Annual Meeting



See page 7 for more details

## Voting Matters

**1** To elect three Class I directors from the nominees described in this Proxy Statement to hold office until the 2024 annual meeting of stockholders or until their successors are elected and qualified, subject to their earlier death, resignation or removal.

**2** To ratify the selection of PricewaterhouseCoopers LLP as our independent registered public accounting firm for our fiscal year ending July 31, 2022.

**3** To approve, on a non-binding advisory basis, the compensation of our Named Executive Officers

**4** To transact other business that may properly come before the Annual Meeting.

## Voting Recommendations

**Proposal 1**  
"FOR"  
The board of directors recommends a vote "FOR" the election of each of the three director nominees nominated by our board of directors and named in this Proxy Statement as Class I directors to serve for a three-year term.

**Proposal 2**  
"FOR"  
The board of directors recommends a vote "FOR" the ratification of the appointment of PwC as our independent registered public accounting firm for our fiscal year ending July 31, 2022.

**Proposal 3**  
"FOR"  
The board of directors recommends a vote "FOR" the approval, on an advisory non-binding basis, of the compensation of our Named Executive Officers, as disclosed in this Proxy Statement.



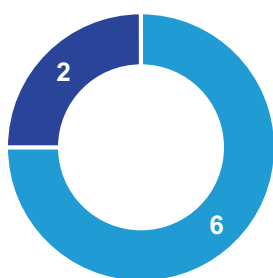


## Board of Directors

Director Nominees	Class	Age	Position	Director Since	Current Term Expires	Expiration of Term for Which Nominated
Karen Blasing	I	65	Director	2017	2021	2024
Charles Giancarlo	I	63	Director	2016	2021	2024
Eileen Naughton	I	64	Director	2021	2021	2024
Continuing Directors	Class	Age	Position	Director Since	Current Term Expires	Expiration of Term for Which Nominated
Andrew Brown	II	58	Director	2015	2022	—
Scott Darling	II	65	Director	2016	2022	—
David Schneider	II	53	Director	2019	2022	—
Jay Chaudhry	III	63	President, Chief Executive Officer and Chairman of the Board	2007	2023	—
Amit Sinha, Ph.D.	III	45	President of Research and Development, Operations and Customer Service, Chief Technology Officer and Director	2017	2023	—

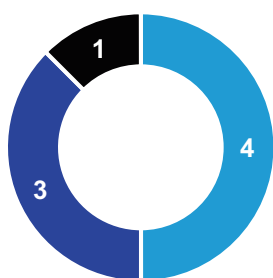
## Board Diversity

Independence



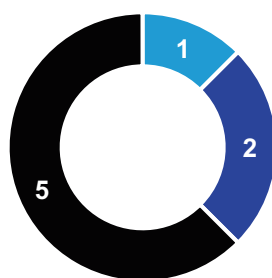
■ Independent  
■ Non-Independent

Tenure



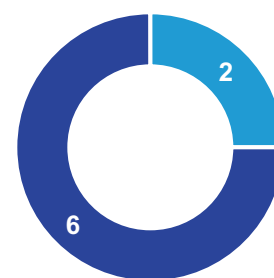
■ <5 years ■ 5-10 years  
■ >10 years

Age



■ <50 years ■ 50-60 years  
■ >60 years

Gender



■ Female  
■ Male

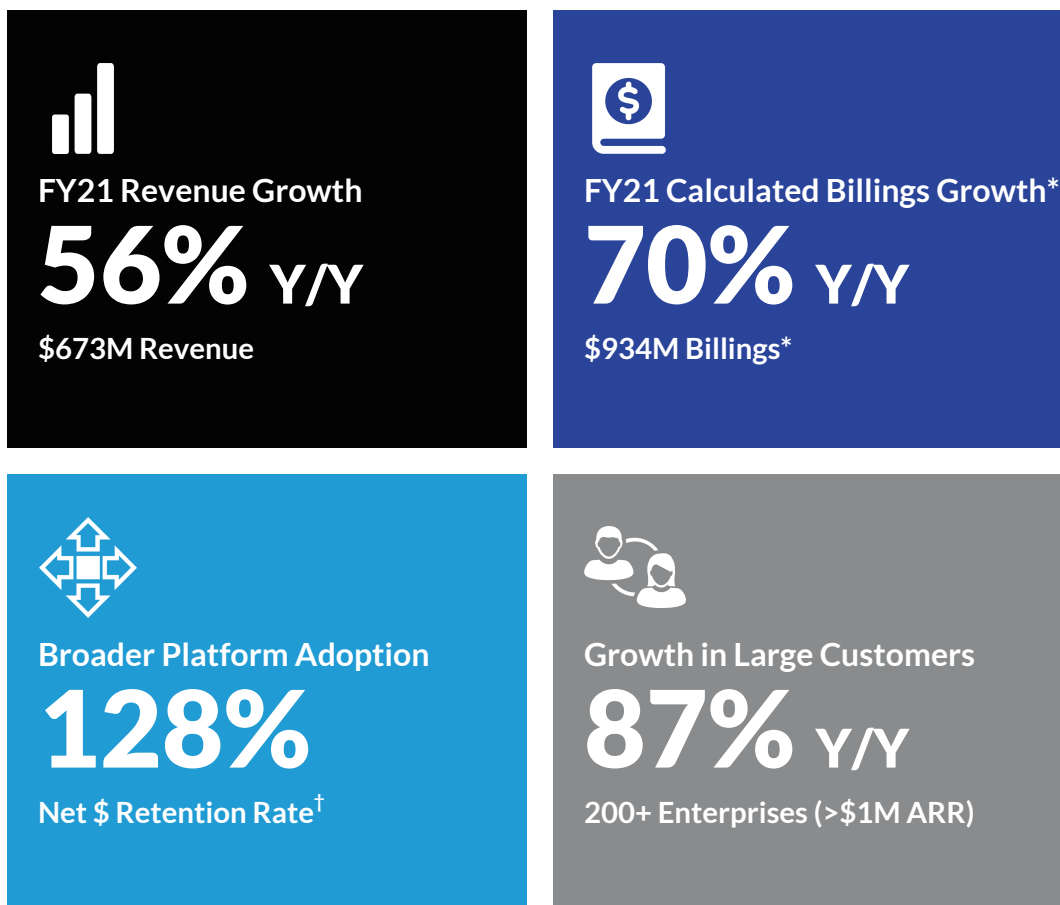


## Executive Compensation Highlights

Our pay practices align with our pay-for-performance philosophy and underscore our commitment to sound compensation and governance practices. We believe that organizations are still in the early stages of embracing cloud-based business solutions and adopting the security and networking solutions, including our products, that are necessary to secure and manage cloud-based operations. To be successful in this emerging market, we believe that delivering growth and capturing market share are paramount. To that end, we focus our compensation program on performance metrics that are key to achieving growth. We strongly believe that establishing and meeting aggressive growth targets in the short term is the best way to deliver long-term stockholder value in a highly competitive and emerging market.

## Fiscal 2021 Financial Performance

Fiscal 2021 was a strong year for us marked by significant achievement and growth across all of our key metrics. Fiscal 2021 highlights were as follows:



\* Calculated billings is a non-GAAP financial measure that we believe is a key metric to measure our periodic performance. Calculated billings represents our total revenue plus the change in deferred revenue in a period. See Appendix A for the calculation of calculated billings.

† Our dollar-based net retention rate compares the recurring revenue from a set of customers against the same metric for the prior 12-month period on a trailing basis.



## Environmental, Social, and Governance (ESG) Approach

***We believe that transformation happens when people with big ideas come together to drive change.***

From Zscaler's inception, we have recognized the importance of values, ethics, and doing the right thing for our customers and our business. To further these efforts, we formally established our ESG program in 2021 with oversight provided by the nominating and corporate governance committee. We believe a carefully considered and deliberate ESG program will drive sustained value creation for our stakeholders. While our program continues to evolve and grow, our current priorities include:

- Reducing environmental impact and lowering greenhouse gas emissions
- Hiring and retaining diverse talent to support rapid and sustainable growth
- Respecting privacy and protecting our customers' sensitive data
- Maintaining robust and effective governance and risk oversight practices

### ESG HIGHLIGHTS



#### Enabling Green Security

- Achieved 100% renewable energy for global data centers and offices for calendar year 2021



#### Investing in People

- Named a "Best Place to Work" by Glassdoor in 2021
- 96% of our employees are aligned to Zscaler's strategic direction



#### Building Trust

- ISO 27001, 27701, 27017 & 27018 information security management certified
- ZIA FedRAMP Moderate Authorized and High Ready
- ZPA FedRAMP High JAB authorized and IL5 P-ATO

# Questions and Answers About the Annual Meeting

The information provided in the “question and answer” format below addresses certain frequently asked questions but is not intended to be a summary of all matters contained in this Proxy Statement. Please read the entire Proxy Statement carefully before voting your shares.

## Why am I receiving these materials?

Our board of directors is providing these proxy materials to you in connection with our board of directors’ solicitation of proxies for use at Zscaler’s virtual Annual Meeting, which will take place on January 5, 2022. Stockholders are invited to attend the virtual Annual Meeting and are requested to vote on the proposals described in this Proxy Statement.

All stockholders will have the ability to access the proxy materials via the internet, including this Proxy Statement and our Annual Report on Form 10-K for the fiscal year ended July 31, 2021 (the “Annual Report”), as filed with the U.S. Securities and Exchange Commission (the “SEC”) on September 16, 2021. This Proxy Statement and the Annual Report are available at <http://www.proxyvote.com>, as well as on our website at <http://ir.zscaler.com> in the Financials section of our Investor Relations webpage. The Notice of Annual Meeting of Stockholders includes information on how to access the proxy materials, how to submit your vote over the internet, by phone or how to request a paper copy of the proxy materials.

## What proposals will be voted on at the Annual Meeting?

There are three proposals scheduled to be voted on at the Annual Meeting:

- The election of three Class I directors to hold office until the 2024 annual meeting of stockholders or until their successors are elected and qualified, subject to their earlier death, resignation or removal;
- The ratification of the appointment of PricewaterhouseCoopers LLP (“PwC”) as our independent registered public accounting firm for our fiscal year ending July 31, 2022; and
- A proposal to approve, on a non-binding advisory basis, the compensation of our Named Executive Officers.

At the time this Proxy Statement was mailed, our management and board of directors were not aware of any other matters to be presented at the Annual Meeting.

## How does our board of directors recommend that I vote?

Our board of directors recommends that you vote:

- **FOR** the election of each of the three director nominees nominated by our board of directors and named in this Proxy Statement as Class I directors to serve for a three-year term;
- **FOR** the ratification of the appointment of PwC as our independent registered public accounting firm for our fiscal year ending July 31, 2022; and
- **FOR** the approval, on an advisory non-binding basis, of the compensation of our Named Executive Officers, as disclosed in this Proxy Statement.



## Who is entitled to vote at the Annual Meeting?

Holders of our common stock at the close of business on November 10, 2021, the record date for the Annual Meeting (the “Record Date”), are entitled to notice of and to vote at the Annual Meeting. Each stockholder is entitled to one vote for each share of our common stock held as of the Record Date. As of the Record Date, there were 140,052,835 shares of common stock outstanding and entitled to vote. Stockholders are not permitted to cumulate votes with respect to the election of directors. The shares you are entitled to vote include shares that are (1) held of record directly in your name and (2) held for you as the beneficial owner through a stockbroker, bank or other nominee.

## What is the difference between holding shares as a stockholder of record and as a beneficial owner?

**Stockholder of Record: Shares Registered in Your Name.** If, at the close of business on the Record Date, your shares were registered directly in your name with American Stock Transfer & Trust Company, LLC, our transfer agent, then you are considered the stockholder of record with respect to those shares. As the stockholder of record, you have the right to grant your voting proxy directly to the individuals listed on the proxy card or to vote on your own behalf at the Annual Meeting.

**Beneficial Owners: Shares Registered in the Name of a Broker, Bank or Other Nominee.** If, at the close of business on the Record Date, your shares were held, not in your name, but rather in a stock brokerage account or by a bank or other nominee on your behalf, then you are considered the beneficial owner of shares held in “street name.” As the beneficial owner, you have the right to direct your broker, bank or other nominee how to vote your shares by following the voting instructions your broker, bank or other nominee provides. If you do not provide your broker, bank or other nominee with instructions on how to vote your shares, your broker, bank or other nominee may, in its discretion, vote your shares with respect to routine matters but may not vote your shares with respect to any non-routine matters. For additional information, see “*What if I do not specify how my shares are to be voted?*” below.

## Do I have to do anything in advance if I plan to attend the Annual Meeting?

The Annual Meeting will be a completely virtual meeting, which will be conducted via live audio webcast. You are entitled to participate in the annual meeting only if you were a holder of our common stock as of the close of business on November 10, 2021 or if you hold a valid proxy for the Annual Meeting.

You will be able to attend the Annual Meeting and submit your questions during the Annual Meeting by visiting [www.virtualshareholdermeeting.com/ZS2021](http://www.virtualshareholdermeeting.com/ZS2021). You also will be able to vote your shares electronically at the Annual Meeting.

To participate in the Annual Meeting, you will need the control number included on your Notice or proxy card. The live audio webcast will begin promptly at 1:00 p.m. Pacific Time on January 5, 2022. We encourage you to access the meeting prior to the start time. Online check-in will begin at 12:45 p.m. Pacific Time, and you should allow ample time for the check-in procedures.

## How can I get help if I have trouble checking in or listening to the meeting online?

If you encounter any difficulties accessing the Annual Meeting during the check-in or meeting time, please call the technical support number that will be posted on the Annual Meeting log-in page.

## How do I vote and what are the voting deadlines?

**Stockholder of Record: Shares Registered in Your Name.** If you are a stockholder of record, you can vote in one of the following ways:

- **You may vote via the Internet.** To vote via the internet, go to <http://www.proxyvote.com> to complete an electronic proxy card. You will be asked to provide the control number from the proxy card you receive. Your vote must be received by 11:59 p.m. Eastern Time on January 4, 2022 to be counted. If you vote via the internet, you do not need to return a proxy card by mail.



- **You may vote by telephone.** To vote by telephone, dial toll-free 1-800-690-6903 in the United States and Canada or 1-800-454-8683 from countries outside the United States and Canada and follow the recorded instructions. You will be asked to provide the control number from the proxy card. Your vote must be received by 11:59 p.m. Eastern Time on January 4, 2022 to be counted. If you vote by telephone, you do not need to return a proxy card by mail.
- **You may vote by mail.** To vote by mail using the proxy card (if you requested paper copies of the proxy materials to be mailed to you), complete, date and sign the proxy card and return it promptly by mail in the envelope to be provided so that it is received no later than January 4, 2022. The persons named in the proxy card will vote the shares you own in accordance with your instructions on the proxy card you mail. If you return the proxy card, but do not give any instructions on a particular matter to be voted on at the Annual Meeting, the persons named in the proxy card will vote the shares in accordance with the recommendations of our board of directors.
- **You may vote at the Annual Meeting.** To vote at the meeting, following the instructions at [www.virtualshareholdermeeting.com/ZS2021](http://www.virtualshareholdermeeting.com/ZS2021) (have your Notice or proxy card in hand when you visit the website).

**Beneficial Owners: Shares Registered in the Name of a Broker, Bank or Other Nominee.** If you are the beneficial owner of shares held of record by a broker, bank or other nominee, you will receive voting instructions from your broker, bank or other nominee. You must follow the voting instructions provided by your broker, bank or other nominee in order to instruct your broker, bank or other nominee how to vote your shares. The availability of internet and telephone voting options will depend on the voting process of your broker, bank or other nominee.

## Can I change my vote or revoke my proxy?

**Stockholder of Record: Shares Registered in Your Name.** If you are a stockholder of record, you may revoke your proxy or change your proxy instructions at any time before your proxy is voted at the Annual Meeting by:

- entering a new vote by internet or telephone;
- signing and returning a new proxy card with a later date;
- delivering a written revocation to our Secretary at Zscaler, Inc., 120 Holger Way, San Jose, California 95134, by 11:59 p.m. Eastern Time on January 4, 2022; or
- following the instructions at [www.virtualshareholdermeeting.com/ZS2021](http://www.virtualshareholdermeeting.com/ZS2021).

**Beneficial Owners: Shares Registered in the Name of a Broker, Bank or Other Nominee.** If you are the beneficial owner of your shares, you must contact the broker, bank or other nominee holding your shares and follow their instructions to change your vote or revoke your proxy.

## What is the effect of giving a proxy?

Proxies are solicited by and on behalf of our board of directors. The persons named in the proxy have been designated as proxy holders by our board of directors. When a proxy is properly dated, executed and returned, the shares represented by the proxy will be voted at the Annual Meeting in accordance with the instructions of the stockholder. If no specific instructions are given; however, the shares will be voted in accordance with the recommendations of our board of directors. If any matters not described in this Proxy Statement are properly presented at the Annual Meeting, the proxy holders will use their own judgment to determine how to vote your shares. If the Annual Meeting is postponed or adjourned, the proxy holders can vote your shares on the new meeting date, unless you have properly revoked your proxy, as described above.



## What if I do not specify how my shares are to be voted?

**Stockholder of Record: Shares Registered in Your Name.** If you are a stockholder of record and you submit a proxy but you do not provide voting instructions, your shares will be voted:

- **FOR** the election of each of the two directors nominated by our board of directors and named in this Proxy Statement as Class I directors to serve for a three-year term (Proposal No. 1);
- **FOR** the ratification of the appointment of PwC as our independent registered public accounting firm for our fiscal year ending July 31, 2022 (Proposal No. 2);
- **FOR** the approval, on an advisory non-binding basis, of the compensation of our Named Executive Officers, as disclosed in this Proxy Statement (Proposal No. 3); and
- in the discretion of the named proxy holders regarding any other matters properly presented for a vote at the Annual Meeting.

**Beneficial Owners: Shares Registered in the Name of a Broker, Bank or Other Nominee.** If you are a beneficial owner and you do not provide your broker, bank or other nominee that holds your shares with voting instructions, then your broker, bank or other nominee will determine if it has discretion to vote on each matter. Brokers do not have discretion to vote on non-routine matters. In the absence of timely directions, your broker will have discretion to vote your shares on our sole “routine” matter: the proposal to ratify the appointment of PwC as our independent registered public accounting firm for our fiscal year ending July 31, 2022. For additional information regarding broker non-votes, see “*What are the effects of abstentions and broker non-votes?*” below.

## What are the effects of abstentions and broker non-votes?

An abstention represents a stockholder’s affirmative choice to decline to vote on a proposal. If a stockholder indicates on its proxy card that it wishes to abstain from voting its shares, or if a broker, bank or other nominee holding its customers’ shares of record causes abstentions to be recorded for shares, these shares will be considered present and entitled to vote at the Annual Meeting. As a result, abstentions will be counted for purposes of determining the presence or absence of a quorum and will also count as votes against a proposal in cases where approval of the proposal requires the affirmative vote of a majority of the voting power of the issued and outstanding shares of common stock present in person or represented by proxy and entitled to vote at the Annual Meeting (e.g., Proposal No. 2). Abstentions will have no impact on the outcome of Proposal No. 1 as long as a quorum exists.

A broker non-vote occurs when a broker, bank or other nominee holding shares for a beneficial owner does not vote on a particular proposal because the broker, bank or other nominee does not have discretionary voting power with respect to such proposal and has not received voting instructions from the beneficial owner of the shares. Broker non-votes will be counted for purposes of calculating whether a quorum is present at the Annual Meeting but will not be counted for purposes of determining the number of votes cast. Therefore, a broker non-vote will make a quorum more readily attainable but will not otherwise affect the outcome of the vote on any proposal.

## What is a quorum?

A quorum is the minimum number of shares required to be present at the Annual Meeting for the meeting to be properly held under our bylaws and Delaware law. The presence (including by proxy) of a majority of the voting power of our common stock issued and outstanding and entitled to vote at the Annual Meeting will constitute a quorum at the Annual Meeting. As noted above, as of the Record Date, there were a total of 140,052,835 shares of common stock outstanding, which means that 70,026,418 shares of common stock must be represented at the Annual Meeting to have a quorum. If there is no quorum, the chairperson of the meeting or a majority of the voting power of our common stock present at the Annual Meeting may adjourn the meeting to a later date.



## How many votes are needed for approval of each proposal?

- **Proposal No. 1:** The election of Class I directors requires a plurality of the voting power of the shares present in person or represented by proxy at the meeting and entitled to vote on the election of directors to be approved. Plurality means that the three nominees who receive the most FOR votes will be elected. You may (i) vote FOR all nominees, (ii) WITHHOLD your vote as to all nominees, or (iii) vote FOR all nominees except for those specific nominees from whom you WITHHOLD your vote. Any shares not voted FOR a particular nominee (whether as a result of voting withheld or a broker non-vote) will not be counted in such nominee's favor and will have no effect on the outcome of the election. A vote withheld with respect to the election of any or all nominees will be counted for purposes of determining whether there is a quorum.
- **Proposal No. 2:** The ratification of the appointment of PwC requires the affirmative vote of a majority of the voting power of the shares present in person or represented by proxy at the meeting and entitled to vote thereon to be approved. You may vote FOR, AGAINST or ABSTAIN. If you ABSTAIN from voting on Proposal No. 2, the abstention will have the same effect as a vote AGAINST the proposal.
- **Proposal No. 3:** The approval, on an advisory basis, of the compensation of our Named Executive Officers requires the affirmative vote of a majority of the voting power of the shares present in person or represented by proxy at the meeting and entitled to vote thereon to be approved. You may vote FOR, AGAINST or ABSTAIN. If you ABSTAIN from voting on Proposal No. 3, the abstention will have the same effect as a vote AGAINST the proposal. Because this proposal is an advisory vote, the result will not be binding on our board of directors or our company. However, our board of directors values our stockholders' opinions, and our board of directors and our compensation committee will consider the outcome of the vote when determining the compensation of our Named Executive Officers.

## How are proxies solicited for the Annual Meeting and who is paying for such solicitation?

Our board of directors is soliciting proxies for use at the Annual Meeting by means of the proxy materials. We will bear the entire cost of proxy solicitation, including the preparation, assembly, printing, mailing and distribution of the proxy materials. Copies of solicitation materials will also be made available upon request to brokers, banks and other nominees to forward to the beneficial owners of the shares held of record by such brokers, banks or other nominees. The original solicitation of proxies may be supplemented by solicitation by telephone, electronic communication, or other means by our directors, officers, employees or agents. No additional compensation will be paid to these individuals for any such services, although we may reimburse such individuals for their reasonable out-of-pocket expenses in connection with such solicitation. We do not plan to retain a proxy solicitor to assist in the solicitation of proxies.

If you choose to access the proxy materials and/or vote over the internet, you are responsible for internet access charges you may incur. If you choose to vote by telephone, you are responsible for telephone charges you may incur.

## What does it mean if I received more than one Notice?

If you receive more than one Notice, your shares may be registered in more than one name or in different accounts. Please follow the voting instructions on each Notice to ensure that all of your shares are voted.

## Is my vote confidential?

Proxy instructions, ballots and voting tabulations that identify individual stockholders are handled in a manner that protects your voting privacy. Your vote will not be disclosed either within Zscaler or to third parties, except as necessary to meet applicable legal and administrative requirements, to allow for the tabulation of votes and certification of the vote, or to facilitate a successful proxy solicitation.





## I share an address with another stockholder, and we received only one paper copy of the proxy materials. How may I obtain an additional copy of the proxy materials?

We have adopted an SEC-approved procedure called “householding.” Under this procedure, we will deliver only one copy of our Notice of Internet Availability of Proxy Materials (and for those stockholders that received a paper copy of proxy materials in the mail, one copy of our Annual Report to stockholders and this Proxy Statement) to multiple stockholders who share the same address (if they appear to be members of the same family), unless we have received contrary instructions from an affected stockholder. Stockholders who participate in householding will continue to receive separate proxy cards if they received a paper copy of proxy materials in the mail. This procedure reduces our printing and mailing costs. Upon written or oral request, we will promptly deliver a separate copy of the proxy materials and Annual Report to any stockholder at a shared address to which we delivered a single copy of any of these documents.

To receive a separate copy, or, if you are receiving multiple copies, to request that we only send a single copy of next year’s proxy materials and Annual Report, you may contact us as follows:

**Zscaler, Inc.**  
**Attention: Secretary**  
**120 Holger Way**  
**San Jose, California 95134**  
**(408) 533-0288**

Stockholders who hold shares in street name may contact their broker, bank or other nominee to request information about householding.

## How can I find out the results of the voting at the Annual Meeting?

Preliminary voting results will be announced at the Annual Meeting. In addition, final voting results will be published in a current report on Form 8-K that we expect to file within four business days after the Annual Meeting. If final voting results are not available to us at that time, we intend to file a Form 8-K to publish preliminary results and, within four business days after the final results are known to us, file an amendment to the Form 8-K to publish the final results.

## What is the deadline to propose actions for consideration at next year’s annual meeting of stockholders or to nominate individuals to serve as directors?

### STOCKHOLDER PROPOSALS

Stockholders may present proper proposals for inclusion in our Proxy Statement and for consideration at the next annual meeting of stockholders by submitting their proposals in writing to our Secretary in a timely manner. For a stockholder proposal to be considered for inclusion in our Proxy Statement for our fiscal 2022 annual meeting of stockholders, our Secretary must receive the written proposal at our principal executive offices not later than July 27, 2022. In addition, stockholder proposals must comply with the requirements of Rule 14a-8 under the Securities Exchange Act of 1934, as amended (the “Exchange Act”), regarding the inclusion of stockholder proposals in company-sponsored proxy materials. Stockholder proposals should be addressed to:

**Zscaler, Inc.**  
**Attention: Secretary**  
**120 Holger Way**  
**San Jose, California 95134**  
**(408) 533-0288**



Our bylaws also establish an advance notice procedure for stockholders who wish to present a proposal before an annual meeting of stockholders but do not intend for the proposal to be included in our Proxy Statement. Our bylaws provide that the only business that may be conducted at an annual meeting is business that is (i) specified in our proxy materials with respect to such meeting, (ii) otherwise properly brought before the annual meeting by or at the direction of our board of directors, or (iii) properly brought before the annual meeting by a stockholder of record entitled to vote at the annual meeting who has delivered timely written notice to our Secretary, which notice must contain the information specified in our bylaws. To be timely for our fiscal 2022 annual meeting of stockholders, our Secretary must receive the written notice at our principal executive offices:

- not earlier than September 10, 2022; and
- not later than October 10, 2022.

In the event that we hold our fiscal 2022 annual meeting of stockholders more than 30 days before or more than 60 days after the first anniversary of the date of the Annual Meeting, then notice of a stockholder proposal that is not intended to be included in our Proxy Statement must be received no earlier than the close of business on the 120th day before the fiscal 2021 Annual Meeting and no later than the close of business on the later of the following two dates:

- the 90th day prior to such annual meeting; or
- the 10th day following the day on which public announcement of the date of such annual meeting is first made.

If a stockholder who has notified us of his, her or its intention to present a proposal at an annual meeting does not appear to present his, her or its proposal at such annual meeting, we are not required to present the proposal for a vote at such annual meeting.

### **NOMINATION OF DIRECTOR CANDIDATES**

You may propose director candidates for consideration by our nominating and corporate governance committee. Any such recommendations should include the nominee's name and qualifications for membership on our board of directors and should be directed to our Secretary at the address set forth above. For additional information regarding stockholder recommendations for director candidates, see *"Board of Directors and Corporate Governance—Stockholder Recommendations for Nominations to the Board of Directors."*

In addition, our bylaws permit stockholders to nominate directors for election at an annual meeting of stockholders. To nominate a director, the stockholder must provide the information required by our bylaws. In addition, the stockholder must give timely notice to our Secretary in accordance with our bylaws, which, in general, require that the notice be received by our Secretary within the time period described above under "Stockholder Proposals" for stockholder proposals that are not intended to be included in a proxy statement.

### **AVAILABILITY OF BYLAWS**

A copy of our bylaws may be obtained by accessing our public filings on the SEC's website at [www.sec.gov](http://www.sec.gov). You may also contact our Secretary at our principal executive office for a copy of the relevant bylaw provisions regarding the requirements for making stockholder proposals and nominating director candidates.



# Board of Directors and Corporate Governance

Our business affairs are managed under the direction of our board of directors, which is currently comprised of eight members. Six of our eight directors are independent within the meaning of the independent director requirements of the Nasdaq Stock Market LLC (“Nasdaq”). Our board of directors is divided into three classes with staggered three-year terms. At each annual meeting of stockholders, a class of directors will be elected for a three-year term to succeed the same class whose term is then expiring.

Upon the recommendation of our nominating and corporate governance committee, we are nominating Karen Blasing, Charles Giancarlo and Eileen Naughton as Class I directors at the Annual Meeting. If elected, Ms. Blasing, Mr. Giancarlo and Ms. Naughton will each hold office for a three-year term until the 2024 annual meeting of stockholders or until their successors are elected and qualified.

The following table sets forth the names, ages as of November 1, 2021 and certain other information for each of the directors with terms expiring at the Annual Meeting (who are also nominees for election as a director at the Annual Meeting) and for each of the continuing directors:

Director Nominees	Class	Age	Position	Director Since	Current Term Expires	Expiration of Term for Which Nominated
Karen Blasing <sup>(1)(2)</sup>	I	65	Director	2017	2021	2024
Charles Giancarlo <sup>(2)(3)</sup>	I	63	Director	2016	2021	2024
Eileen Naughton	I	64	Director	2021	2021	2024

Continuing Directors	Class	Age	Position	Director Since	Current Term Expires	Expiration of Term for Which Nominated
Andrew Brown <sup>(1)(2)</sup>	II	58	Director	2015	2022	—
Scott Darling <sup>(1)(3)</sup>	II	65	Director	2016	2022	—
David Schneider <sup>(3)</sup>	II	53	Director	2019	2022	—
Jay Chaudhry	III	63	President, Chief Executive Officer and Chairman of the Board	2007	2023	—
Amit Sinha, Ph.D.	III	45	President of Research and Development, Operations and Customer Service, Chief Technology Officer and Director	2017	2023	—

(1) Member of our audit committee

(2) Member of our compensation committee

(3) Member of our nominating and corporate governance committee



## Director Nominees

### Karen Blasing

Age | 65

Director Since | 2017

---

***We believe Ms. Blasing is qualified to serve as a member of our board of directors based on her extensive financial leadership and management experience at numerous SaaS and enterprise software companies.***

Karen Blasing served as the chief financial officer of Guidewire Software, Inc., a back-end systems software company, from July 2009 to March 2015. Prior to 2009, Ms. Blasing served as the chief financial officer for Force10 Networks, Inc. and as the senior vice president of finance for Salesforce.com, Inc., and she also served as chief financial officer for Nuance Communications, Inc. and Counterpane Internet Security, Inc. and held senior finance roles for Informix Corporation (now IBM Informix) and Oracle Corporation. She currently serves as a director of Autodesk, Inc., a multinational software corporation, where she serves as a member of the audit committee, and GitLab Inc., a devops platform company, where she serves as a chair of the audit committee. Ms. Blasing previously served as a director of Ellie Mae, Inc. Ms. Blasing holds a B.A. in economics and business administration from the University of Montana and an M.B.A. from the University of Washington.

### Charles Giancarlo

Age | 63

Director Since | 2016

---

***We believe Mr. Giancarlo is qualified to serve as a member of our board of directors based on his extensive business expertise, including his prior executive level leadership, and his experience on the boards of publicly traded technology companies.***

Giancarlo has served as chief executive officer of Pure Storage, Inc., a data storage and management company, since August 2017. From January 2008 until October 2015, Mr. Giancarlo was a managing director and then strategic advisor of Silver Lake Partners, a private investment firm that focuses on technology-enabled and related growth industries. From May 1993 to December 2007, Mr. Giancarlo served in numerous senior executive roles at Cisco Systems, Inc., a provider of communications and networking products and services, ultimately as the executive vice president and chief development officer from May 2004 to December 2007. Mr. Giancarlo currently serves on the boards of directors of Arista Networks, Inc., a manufacturer of networking products, where he serves as a member of the compensation committee and the nominating and corporate governance committee, and Pure Storage. He previously served on the boards of directors of Accenture plc, Avaya, Inc., Imperva, Inc., ServiceNow, Inc., Netflix, Inc. and Tintri, Inc. Mr. Giancarlo holds a B.S. in electrical engineering from Brown University, an M.S. in electrical engineering from the University of California, Berkeley and an M.B.A. from Harvard Business School.



# Eileen Naughton

Age | 64

Director Since | 2021

---

***We believe Ms. Naughton is qualified to serve on our board of directors because of her knowledge and experience in operations and management at multiple sophisticated companies and her experience as a director of various other companies.***

Eileen Naughton served as the Chief People Officer and Vice President of People Operations at Google, Inc. from September 2016 to January 2021. Prior to September 2016, Ms. Naughton served in a variety of senior roles at Google dating back to 2006, including as Vice President and Managing Director for Google UK & Ireland and Vice President of Global Sales. Prior to joining Google in 2006, Ms. Naughton held a number of executive positions at Time Warner, including president of TIME Magazine. Ms. Naughton previously served on the boards of directors of L’Oreal S.A. and The XO Group. Ms. Naughton holds a Bachelor of Arts in international relations from the University of Pennsylvania, a Master of Arts from the Lauder Institute and a Master of Business Administration from the University of Pennsylvania.



## Continuing Directors

### Andrew Brown

Age | 58

Director Since | 2015

***We believe Mr. Brown is qualified to serve as a member of our board of directors based on his extensive experience as chief technology officer of multiple Fortune 500 companies, as well as his service on the board of directors of other publicly held companies.***

Andrew Brown has served as chief executive officer of Sand Hill East LLC, a strategic management, investment and marketing services firm, since February 2014. Since 2006, he has also been the chief executive officer and co-owner of Biz Tectonics LLC, a privately held consulting company. From September 2010 to October 2013, Mr. Brown served as group chief technology officer of UBS Securities LLC, an investment bank. From 2008 to 2010, he served as head of strategy, architecture and optimization at Bank of America Merrill Lynch, the corporate and investment banking division of Bank of America. From 2006 to 2008, Mr. Brown served as chief technology officer of infrastructure at Credit Suisse Securities (USA) LLC, an investment bank. He currently sits on the board of directors of Guidewire Software, Inc., a provider of software products for property and casualty insurers, where he serves as a member of the compensation committee, and Pure Storage, where he serves as a member of the compensation committee. Mr. Brown holds a B.S. (Honors) in chemical physics from University College London.

### Scott Darling

Age | 65

Director Since | 2016

***We believe Mr. Darling is qualified to serve as a member of our board of directors based on his experience as a director of and as an investor in multiple technology companies.***

Scott Darling has served as president of Dell Technologies Capital, the corporate development and venture capital arm of Dell Technologies Inc., since September 2016. Prior to joining Dell Technologies upon its acquisition of EMC Corp., Mr. Darling was president of EMC Corporate Development and Ventures from March 2012 to September 2016, and in such role he was responsible for EMC's business development and venture capital investment activity. Prior to joining EMC, Mr. Darling was a general partner at Frazier Technology Ventures II, L.P., which he joined in 2007, and was vice president and managing director at Intel Capital Corp., the venture capital arm of Intel Corporation, from 2000 to 2007. Mr. Darling previously served on the board of directors of DocuSign Inc., a provider of electronic signature technology and digital transaction management services. Mr. Darling holds a B.A. in economics from the University of California at Santa Cruz and an M.B.A. from the Stanford University Graduate School of Business.



## David Schneider

Age | 53

Director Since | 2019

---

***We believe Mr. Schneider is qualified to serve on our board of directors because of his knowledge and experience in operations and management at various technology companies.***

David Schneider has served as General Partner of Coatue Management, an investment firm focusing on technology companies, since February 2021. Mr. Schneider previously served as president, emeritus of ServiceNow, Inc., a cloud computing company, from July 2020 to December 2021, as president, global customer operations from January 2019 to July 2020, as chief revenue officer from June 2014 to January 2019 and as senior vice president of worldwide sales and services from June 2011 to May 2014. From July 2009 to March 2011, Mr. Schneider served as senior vice president of worldwide sales of the backup recovery systems division of EMC Corporation, a computer storage company acquired by Dell Technologies Inc. From January 2004 to July 2009, Mr. Schneider held senior positions at Data Domain, Inc., a data archiving and deduplication company acquired by EMC, most recently as Senior Vice President of Worldwide Sales. Mr. Schneider holds a B.A. in political science from the University of California, Irvine.

## Jagtar (Jay) Chaudhry

Age | 63

Director Since | 2007

---

***We believe Mr. Chaudhry is qualified to serve as a member of our board of directors because he is a security industry pioneer and an accomplished entrepreneur, having founded and built several companies, and based on the perspective, operational insight and expertise he has accumulated as our co-founder and our Chief Executive Officer.***

Jay Chaudhry is our co-founder and has served as our President, Chief Executive Officer and as Chairman of our board of directors since September 2007. Mr. Chaudhry holds an M.B.A. and an M.S. in electrical engineering and industrial engineering from the University of Cincinnati and a B. Tech in electronics engineering from the Indian Institute of Technology (Banaras Hindu University) Varanasi



# Amit Sinha, Ph.D.

Age | 45

Director Since | 2017

*We believe Dr. Sinha is qualified to serve as a member of our board of directors because he has more than 15 years of experience as an architect and technical manager in the networking and security industries and because of the operational insight and expertise he has accumulated as our Chief Technology Officer.*

Amit Sinha, Ph.D. has served as our President of Research and Development, Operations and Customer Service since July 2019 and as our Chief Technology Officer since December 2010. He previously served as our Executive Vice President of Engineering and Cloud Operations from October 2013 to July 2019. Dr. Sinha holds a Ph.D. and an M.S. in electrical engineering and computer science from the Massachusetts Institute of Technology, and a B. Tech in electrical engineering from the Indian Institute of Technology, Delhi.

## Diversity Board Matrix (as of November 1, 2021)

Total number of Directors	8			
Gender Identity	Male	Female	Non-Binary	Not Disclosed
Number of Directors based on Gender Identity	6	2	0	0
Number of Directors who identify in any categories below:				
African American or Black	—	—	—	—
Alaskan Native or American Indian	—	—	—	—
Asian	2	—	—	—
Hispanic of Latinx	—	—	—	—
Native Hawaiian or Pacific Islander	—	—	—	—
White	4	2	—	—
Two or More Races or Ethnicities	—	—	—	—
LGBTQ+	—	—	—	—
Not Disclosed	—	—	—	—





## Director Independence

Our common stock is listed on the Nasdaq Global Select Market. Under the rules of Nasdaq, independent directors must comprise a majority of a listed company's board of directors within a specified period after the completion of our initial public offering. In addition, the rules of Nasdaq require that, subject to specified exceptions, each member of a listed company's audit, compensation and nominating and governance committees be independent. Audit committee members and compensation committee members must also satisfy the independence criteria set forth in Rule 10A-3 and Rule 10C-1, respectively, under the Exchange Act. Under the rules of Nasdaq, a director will only qualify as an "independent director" if, in the opinion of that company's board of directors, that person does not have a relationship that would interfere with the exercise of independent judgment in carrying out the responsibilities of a director.

To be considered independent for purposes of Rule 10A-3 and under the rules of Nasdaq, a member of an audit committee of a listed company may not, other than in his or her capacity as a member of our audit committee, our board of directors, or any other board committee: (1) accept, directly or indirectly, any consulting, advisory, or other compensatory fee from the listed company or any of its subsidiaries; or (2) be an affiliated person of the listed company or any of its subsidiaries.

To be considered independent for purposes of Rule 10C-1 and under the rules of Nasdaq, the board of directors must affirmatively determine that the member of the compensation committee is independent, including a consideration of all factors specifically relevant to determining whether the director has a relationship to the company which is material to that director's ability to be independent from management in connection with the duties of a compensation committee member, including, but not limited to: (i) the source of compensation of such director, including any consulting, advisory or other compensatory fee paid by the company to such director; and (ii) whether such director is affiliated with the company, a subsidiary of the company or an affiliate of a subsidiary of the company.

Our board of directors has undertaken a review of its composition, the composition of its committees and the independence of our directors and considered whether any director has a material relationship with us that could compromise his or her ability to exercise independent judgment in carrying out his or her responsibilities. Based upon information requested from and provided by each director concerning his or her background, employment and affiliations, including family relationships, our board of directors has determined that none of (i) Mmes. Blasing and Naughton and Messrs. Brown, Darling, Giancarlo and Schneider, representing six of our eight directors has a relationship that would interfere with the exercise of independent judgment in carrying out the responsibilities of a director and (ii) that each of these directors is "independent" as that term is defined under the rules of Nasdaq. Mr. Chaudhry and Dr. Sinha are not independent under Nasdaq's independence standards. Our board of directors also determined that Ms. Blasing (chair) and Messrs. Brown and Darling, who comprise our audit committee, and Messrs. Brown (chair) and Giancarlo and Ms. Blasing, who comprise our compensation committee, satisfy the independence standards for committee members established by applicable SEC rules and the listing standards of Nasdaq.

In making these determinations, our board of directors considered the current and prior relationships that each non-employee director has with the Company and all other facts and circumstances our board of directors deemed relevant in determining their independence, including the beneficial ownership of our capital stock by each non-employee director, and the transactions involving them described in the section titled "Related Person Transactions."

There are no family relationships among any of our directors or executive officers.



## Board Leadership Structure

Mr. Chaudhry currently serves as our President, Chief Executive Officers and Chairman of the Board. Our board of directors believes that the current board leadership structure, coupled with a strong emphasis on board independence, provides effective independent oversight of management while allowing the board and management to benefit from Mr. Chaudhry's leadership, Company-specific experience and years of experience as an executive in the network security industry. Serving on our board of directors and as Chief Executive Officer since our founding in 2007, Mr. Chaudhry is best positioned to identify strategic priorities, lead critical discussion and execute our strategy and business plans. Mr. Chaudhry possesses detailed in-depth knowledge of the issues, opportunities and challenges facing us. The board of directors believes that Mr. Chaudhry's combined role enables strong leadership, creates clear accountability and enhances our ability to communicate our message and strategy clearly and consistently to stockholders. The board of directors has not appointed a "lead independent director." We believe that our board leadership structure is appropriate for our company, particularly where we have a majority of independent directors who are all actively involved in board meetings.

## Executive Sessions of Non-Employee Directors

In order to encourage and enhance communication among non-employee directors, and as required under the applicable rules of Nasdaq, our corporate governance guidelines provide that the non-employee directors of our board of directors will meet in executive sessions without management directors or Company management present on a periodic basis, but no less than twice a year.

## Board Meetings and Committees

During the fiscal year ended July 31, 2021, our board of directors held eight meetings (including regularly scheduled and special meetings), and each director attended at least 75% of the aggregate of (i) the total number of meetings of our board of directors held during the period for which he or she served as a director and (ii) the total number of meetings held by all committees of our board of directors on which he or she served during the periods that he or she served.

Although we do not have a formal policy regarding attendance by members of our board of directors at annual meetings of stockholders, we encourage, but do not require, our directors to attend. All of our then current serving directors attended our last year's annual meeting of stockholders.

We have established an audit committee, a compensation committee and a nominating and corporate governance committee with the composition and responsibilities described below. We believe that the composition and the operation of these committees comply with the requirements of the Sarbanes-Oxley Act of 2002, the rules of Nasdaq and SEC rules and regulations.



## Audit Committee

Members	Responsibilities
<p><b>Ms. Blasing (Chair)</b> <b>Mr. Brown</b> <b>Mr. Darling</b></p>	<ul style="list-style-type: none"> <li>• selecting and hiring our registered public accounting firm;</li> <li>• evaluating the performance and independence of our registered public accounting firm;</li> <li>• approving the audit and pre-approving any non-audit services to be performed by our registered public accounting firm;</li> <li>• reviewing our financial statements and related disclosures and reviewing our critical accounting policies and practices;</li> <li>• reviewing the adequacy and effectiveness of our internal control policies and procedures and our disclosure controls and procedures;</li> <li>• overseeing procedures for the treatment of complaints on accounting, internal accounting controls or audit matters;</li> <li>• reviewing and discussing with management and the independent registered public accounting firm the results of our annual audit, our quarterly financial statements and our publicly filed reports;</li> <li>• risk assessment and management, including privacy and cybersecurity risk;</li> <li>• reviewing and approving in advance any proposed related-person transactions; and</li> <li>• preparing the audit committee report that the SEC will require in our annual proxy statement.</li> </ul>
<p><b>Our board of directors has determined that all members of our audit committee meet the requirements for independence and financial literacy of audit committee members under current Nasdaq listing standards and SEC rules and regulations. Our audit committee chairperson, Ms. Blasing, is our audit committee financial expert, as that term is defined under the SEC rules implementing Section 407 of the Sarbanes-Oxley Act of 2002, and possesses financial sophistication, as defined under Nasdaq listing standards.</b></p>	

Our audit committee operates under a written charter that satisfies the applicable rules and regulations of the SEC and the listing requirements of Nasdaq. A copy of the charter of our audit committee is available on our website at <http://ir.zscaler.com> in the Governance section of our Investor Relations webpage. During the fiscal year ended July 31, 2021, our audit committee held five meetings.



## Compensation Committee

Members	Responsibilities
<p><b>Mr. Brown (Chair)</b> <b>Ms. Blasing</b> <b>Mr. Giancarlo</b></p> <p><b>Our board of directors has determined that each member of our compensation committee meets the requirements for independence under the rules of Nasdaq and the SEC and is a “non-employee director” within the meaning of Rule 16b-3 under the Exchange Act. The compensation committee is responsible for, among other things:</b></p>	<ul style="list-style-type: none"> <li>• reviewing and approving our chief executive officer’s and other executive officers’ annual base salaries, incentive compensation plans, including the specific goals and amounts, equity compensation, employment agreements, severance arrangements and change in control agreements and any other benefits, compensation or arrangements;</li> <li>• administering our equity compensation plans;</li> <li>• overseeing our overall compensation philosophy, compensation plans and benefits programs; and</li> <li>• preparing the compensation committee report t in our annual proxy statement.</li> </ul>

Our compensation committee operates under a written charter that satisfies the listing standards of Nasdaq. A copy of the charter of our compensation committee is available on our website at <http://ir.zscaler.com> in the Governance section of our Investor Relations webpage. During the fiscal year ended July 31, 2021, our compensation committee held five meetings.

## Nominating and Corporate Governance Committee

Members	Responsibilities
<p><b>Mr. Giancarlo (Chair)</b> <b>Mr. Darling</b> <b>Mr. Schneider</b></p> <p><b>Our board of directors has determined that all members of our nominating and corporate governance committee meet the requirements for independence under the rules of Nasdaq. The nominating and corporate governance committee is responsible for, among other things:</b></p>	<ul style="list-style-type: none"> <li>• evaluating and making recommendations regarding the composition, organization and governance of our board of directors and its committees;</li> <li>• evaluating and making recommendations regarding the creation of additional committees or the change in mandate or dissolution of committees;</li> <li>• reviewing and making recommendations with regard to our Corporate Governance Guidelines and compliance with laws and regulations, including ESG issues and disclosures; and</li> <li>• reviewing and approving conflicts of interest of our directors and corporate officers, other than related person transactions reviewed by the audit committee.</li> </ul>

Our nominating and corporate governance committee operates under a written charter that satisfies the listing standards of Nasdaq. A copy of the charter of our nominating and corporate governance committee is available on our website at <http://ir.zscaler.com> in the Governance section of our Investor Relations webpage. During the fiscal year ended July 31, 2021, our nominating and corporate governance committee held three meetings.



## Compensation Committee Interlocks and Insider Participation

None of the members of our compensation committee is or has been an officer or employee of the Company. None of our executive officers currently serves, or in the past year has served, as a member of the compensation committee or director (or other board committee performing equivalent functions or, in the absence of any such committee, the entire board of directors) of any entity that has one or more executive officers serving on our compensation committee or our board of directors.

## Considerations in Evaluating Director Nominees

It is the policy of the nominating and corporate governance committee of our board of directors to consider recommendations for candidates to our board of directors from stockholders holding no less than one percent (1%) of the outstanding shares of the Company's common stock continuously for at least 12 months prior to the date of the submission of the recommendation or nomination.

The nominating and corporate governance committee will use the following procedures to identify and evaluate any individual recommended or offered for nomination to our board of directors:

- The nominating and corporate governance committee will consider candidates recommended by stockholders in the same manner as candidates recommended to the nominating and corporate governance committee from other sources.
- In its evaluation of director candidates, including the members of our board of directors eligible for re-election, the nominating and corporate governance committee will consider factors such as:
  - business expertise;
  - diversity, including differences in professional background, gender, race, ethnicity, education, skill, and other individual qualities and attributes that contribute to the total mix of viewpoints and experience represented on the board of directors;
  - past attendance at meetings, and participation in and contributions to the activities of our board of directors; and
  - other factors that the nominating and corporate governance committee deems appropriate.
- The nominating and corporate governance committee requires the following minimum qualifications to be satisfied by any nominee for a position on our board of directors:
  - the highest personal and professional ethics and integrity;
  - proven achievement and competence in the nominee's field and the ability to exercise sound business judgment;
  - skills that are complementary to those of the existing board of directors;
  - the ability to assist and support management and make significant contributions to the Company's success; and
  - an understanding of the fiduciary responsibilities that is required of a member of our board of directors and the commitment of time and energy necessary to diligently carry out those responsibilities.

If the nominating and corporate governance committee determines that an additional or replacement director is required, the nominating and corporate governance committee may take such measures that it considers appropriate in connection with its evaluation of a director candidate, including candidate interviews, inquiry of the person or persons making the recommendation or nomination, engagement of an outside search firm to gather additional information, or reliance on the knowledge of the members of the nominating and corporate governance committee, our board directors or management.



The nominating and corporate governance committee may propose to our board of directors a candidate recommended or offered for nomination by a stockholder as a nominee for election to our board of directors. The nominating and corporate governance committee has in the past and may in the future pay fees to third parties to assist in identifying or evaluating director candidates.

## Stockholder Recommendations for Nominations to the Board of Directors

A stockholder that wants to recommend a candidate for election to our board of directors should direct the recommendation in writing by letter to the Company, attention of the Secretary, at Zscaler, Inc., 120 Holger Way, San Jose, California 95134. The recommendation must include the candidate's name, home and business contact information, detailed biographical data, relevant qualifications, a signed letter from the candidate confirming willingness to serve, information regarding any relationships between the candidate and the Company and evidence of the recommending stockholder's ownership of Company stock. Such recommendations must also include a statement from the recommending stockholder in support of the candidate, particularly within the context of the criteria for board membership, including issues of character, integrity, judgment, diversity of experience, independence, area of expertise, corporate experience, length of service, potential conflicts of interest, other commitments and the like and personal references.

A stockholder that instead desires to nominate a person directly for election to our board of directors at an annual meeting of the stockholders must meet the deadlines and other requirements set forth in Section 2.4 of the Company's bylaws and the rules and regulations of the Securities and Exchange Commission. Section 2.4 of the Company's bylaws requires that a stockholder who seeks to nominate a candidate for director must provide a written notice to the Secretary of the Company not later than the 45th day nor earlier than the 75th day before the one-year anniversary of the date on which the corporation first mailed its proxy materials or a notice of availability of proxy materials (whichever is earlier) for the preceding year's annual meeting; provided, however, that in the event that no annual meeting was held in the previous year or if the date of the annual meeting is advanced by more than 30 days prior to or delayed by more than 60 days after the one-year anniversary of the date of the previous year's annual meeting, then, for notice by the stockholder to be timely, it must be so received by the secretary not earlier than the close of business on the 120th day prior to such annual meeting and not later than the close of business on the later of (i) the 90th day prior to such annual meeting, or (ii) the 10th day following the day on which Public Announcement (as defined below) of the date of such annual meeting is first made. In no event shall any adjournment or postponement of an annual meeting or the announcement thereof commence a new time period for the giving of a stockholder's notice. "Public Announcement" shall mean disclosure in a press release reported by the Dow Jones News Service, Associated Press or a comparable national news service or in a document publicly filed by the corporation with the Securities and Exchange Commission pursuant to Section 13, 14 or 15(d) of the Exchange Act, or any successor thereto.

## Communications with the Board of Directors

Our board of directors believes that management speaks for Zscaler, Inc. Individual board members may, from time to time, communicate with various constituencies that are involved with the Company, but it is expected that board members would do this with knowledge of management and, in most instances, only at the request of management.

In cases where stockholders and other interested parties wish to communicate directly with our non-management directors, messages can be sent to our Secretary, at Zscaler, Inc., 120 Holger Way, San Jose, California 95134. Our Secretary monitors these communications and will provide a summary of all received messages to the board of directors at each regularly scheduled meeting of the board of directors. Our board of directors generally meets on a quarterly basis. Where the nature of a communication warrants, our Secretary may determine, in his or her judgment, to obtain the more immediate attention of the appropriate committee of the board of directors or non-management director, of independent advisors or of Company management, as our Secretary considers appropriate.

Our Secretary may decide in the exercise of his or her judgment whether a response to any stockholder or interested party communication is necessary.

This procedure for stockholder and other interested party communications with the non-management directors is administered by the Company's nominating and corporate governance committee. This procedure does not apply to (a) communications to non-management



directors from officers or directors of the Company who are stockholders, (b) stockholder proposals submitted pursuant to Rule 14a-8 under the Exchange Act or (c) communications to the audit committee pursuant to the Complaint Procedures for Accounting and Auditing Matters.

## Corporate Governance Guidelines and Code of Conduct

Our board of directors has adopted Corporate Governance Guidelines. These guidelines address items such as the qualifications and responsibilities of our directors and director candidates and corporate governance policies and standards applicable to us in general. In addition, our board of directors has adopted a Code of Conduct that applies to all of our employees, officers and directors, including our chief executive officer, chief financial officer, and other executive and senior financial officers. The full text of our Corporate Governance Guidelines and our Code of Conduct is posted on our website at <http://ir.zscaler.com> in the Governance section of our Investor Relations webpage. We intend to post any amendments to our Code of Conduct, and any waivers of our Code of Conduct for directors and executive officers, on the same website.

## Role of the Board of Directors in Risk Oversight

One of the key functions of our board of directors is informed oversight of our risk management process which risks include, among others, strategic, financial, business and operational, cybersecurity, legal and regulatory compliance, and reputational risks. Our board of directors does not have a standing risk management committee, but rather administers this oversight function directly through the board of directors as a whole, as well as through its standing committees that address risks inherent in their respective areas of oversight. In particular, our board of directors is responsible for monitoring and assessing strategic risk exposure. Our audit committee is responsible for reviewing and discussing our major financial risk exposures and the steps our management has taken to monitor and control these exposures, including guidelines and policies with respect to risk assessment and risk management, including oversight of the performance of our internal audit function. In addition to oversight of the performance of our external and internal audit functions, our audit committee also monitors compliance with legal and regulatory requirements and reviews related party transactions. Our audit committee responsibilities also include oversight of cybersecurity risk management, and, to that end, members of the audit committee meet frequently with management and company leadership responsible for cybersecurity risk management and receives periodic reports from management, as well as incremental reports as matters arise. Our nominating and corporate governance committee monitors the effectiveness of our corporate governance guidelines and oversees our ESG programs. Our compensation committee assesses and monitors whether any of our compensation policies and programs has the potential to encourage excessive risk-taking.

## Director Compensation

Each non-employee director is eligible to receive compensation for his or her service consisting of annual cash retainers and equity awards under our outside director compensation policy. Our outside director compensation policy was crafted in consultation with Compensia, Inc. ("Compensia"), an independent compensation consulting firm engaged by our compensation committee. Compensia provided us with competitive data, analysis and recommendations regarding non-employee director compensation, which includes a mix of cash and equity-based compensation. After careful consideration of this information and the scope of the duties and responsibilities of our non-employee directors, our board of directors approved our outside director compensation policy. We believe this policy provides reasonable compensation to our non-employee directors that is commensurate with their contributions and appropriately aligned with our peers. We also reimburse our directors for expenses associated with attending meetings of our board of directors and board committees.



For fiscal 2021, non-employee directors were entitled to receive the following cash compensation for service in the following positions:

Position	Annual Retainer (\$)
<b>Board member</b>	30,000
<b>Audit committee chair</b>	20,000
<b>Audit committee member</b>	8,000
<b>Compensation committee chair</b>	12,000
<b>Compensation committee member</b>	5,000
<b>Nominating and corporate governance committee chair</b>	7,500
<b>Nominating and corporate governance committee member</b>	4,000

In addition, non-employee directors were eligible to receive the following equity awards for board service:

- (1) Annual restricted stock unit ("RSU") grant with target value of \$200,000 (automatically granted at the Annual Meeting). These RSUs vest in four equal quarterly installments over a one-year period; and
- (2) Initial RSU grant with a target value equal to two-and one-half times the value of the then effective annual RSU grant, pursuant to which one-third of the RSUs will vest on the one-year anniversary of the effective date of appointment and the remaining RSUs will vest in eight equal quarterly installments thereafter. Any director elected at the Annual Meeting for a given year will receive both the initial RSU grant and the annual RSU grant.

The number of RSUs for each of the initial and annual RSU grant will be determined by dividing the annual equity value by the average closing price of Zscaler common stock on the Nasdaq Global Select Market for the 30 trading days ending on the date that is five days prior to the grant date, rounded up to the nearest share.

All cash payments to non-employee directors who served in the relevant capacity at any point during the immediately preceding prior fiscal quarter will be paid quarterly in arrears on a prorated basis. A non-employee director who served in the relevant capacity during only a portion of the prior fiscal quarter will receive a pro-rated payment of the quarterly payment of the applicable cash retainer.





The following table sets forth information regarding compensation earned by or paid to our non-employee directors during the fiscal year ended July 31, 2021:

Name <sup>(1)</sup>	Fees Earned or Paid in Cash (\$)	Stock Awards (\$) <sup>(1)</sup>	Total (\$)
Karen Blasing	55,000	215,403	270,403
Andrew Brown	50,000	215,403	265,403
Scott Darling	42,000	215,403	257,403
Charles Giancarlo	42,500	215,403	257,903
David Schneider	34,000	215,403	249,403
Eileen Naughton <sup>(2)</sup>	—	—	—

(1) Amounts represent the grant date fair market value of RSUs granted to serving directors following our 2020 annual meeting of stockholders.

(2) Ms. Naughton was appointed to the board following the end of fiscal 2021 and did not receive any compensation for the fiscal year.

The following table lists all outstanding equity awards held by our non-employee directors as of July 31, 2021.

Name	Aggregate Number of Stock Awards Outstanding as of July 31, 2021 (#)	Aggregate Number of Stock Options Outstanding as of July 31, 2021 (#)
Karen Blasing	584	133,334
Andrew Brown	584	68,333
Scott Darling	584	—
Charles Giancarlo	584	—
David Schneider	6,662	—
Eileen Naughton <sup>(1)</sup>	—	—

(1) Ms. Naughton was appointed to the board following the end of fiscal 2021 and did not hold any equity as of the end of the fiscal year.

For information about the compensation of directors who are also our employees, see “Executive Compensation.”



## Environmental, Social, and Governance (ESG) Program

We believe a deliberate and well-thought-out ESG program will drive sustained value creation for our stakeholders. Our ESG program was launched in 2021, with a focus on transparency and as a natural extension of our well-established company culture. From Zscaler's inception, we have recognized the importance of values, ethics, and doing the right thing for our customers and our business. We established a Code of Conduct, guided by strong ethical principles, to communicate our expectations to employees. We strive to always comply with applicable laws and regulations, and fully address all compliance requirements. We constantly evaluate our operations to seek opportunities for improvement and address risks as they may arise.

Our customers entrust us with secure and fast access to applications and safeguarding their sensitive and critical information, so fostering partnerships built on trust, transparency, and accountability is central to our success. We are customer obsessed and understand that our success depends on our ability to continue to deliver innovative solutions while being open to feedback and acting on it.



### ENABLING GREEN SECURITY

#### Efficient Architecture

Zscaler's cloud-based architecture is an efficient alternative to legacy solutions, which require numerous appliances and servers to be deployed across the organization. We enable our customers to lower their environmental impact by adopting our platform which is purpose-built for efficiency, speed, and scalability. When customers switch to Zscaler, they improve their security and user experience all while reducing the need to purchase and run their own security appliances. This allows them to shrink their IT footprint and associated energy needs.

#### Data Centers

We stay close to our users to provide them with the best experience possible, which means building our cloud platform in data centers across the world in regions where our customers are located. The energy used to power our cloud platform is our largest source of greenhouse gas emissions and represents an opportunity to reduce our environmental footprint. Wherever feasible, we select data centers that are designed to be highly efficient and use renewable energy.

#### 100% Renewable Energy

In November 2021, we engaged a third-party to validate our greenhouse gas inventory methodology and determined the projected non-renewable energy used by our leased offices and data centers globally for calendar year 2021. We then procured high-quality renewable energy credits (RECs) from country-specific projects such as wind and solar farms to match the balance, eliminating the carbon emissions associated with our anticipated energy use.

We are committed to fully understanding and measuring our impacts on the planet, including scope 3 emissions, and will develop a path to net zero greenhouse gas emissions.



### INVESTING IN PEOPLE

#### Our Culture

The Zscaler difference comes from a global team that is technically skilled, forward thinking, and aligned to our mission. We are a diverse group of visionaries who are passionate about creating a safer future. Guided by our values, we invest in building our workplace culture, which allows our team to execute and contribute to our customers' and our own success. We were recognized for these efforts by being named as a "Best Place to Work" by Glassdoor in 2021.



## Talent Development

We support our growth by attracting and retaining a diverse and highly skilled workforce. We offer many resources for employees to develop and advance their careers. We invest in leadership, individual contributor training, and continuing education for our employees. By providing learning and advancement opportunities, we keep employees engaged, which is evidenced by our consistently high results from our employee surveys.

## Diversity and Inclusion

We believe that a diversity of backgrounds, experiences, and thinking creates a culture that enables innovation, execution, and performance. We are committed to attracting and supporting a diverse workforce. When seeking external candidates for open positions, our recruiting teams provide hiring managers with 50% diverse hiring slates whenever possible. We encourage support for employee resource groups which provide spaces where underrepresented groups feel supported and are encouraged to advance their careers. We are also committed to treating all employees fairly and providing equitable compensation based on performance and ability.

## Community

We understand that Zscaler is a part of the communities where we operate. Our community efforts include organized volunteer activities and employee-driven community giving.



## BUILDING TRUST

### Governance, Risk and ESG Oversight

Our corporate governance structure enables the executive team and our board to effectively guide our business while we continue to rapidly grow. Our internal audit team reviews our corporate practices annually to ensure they are in line with best practices and to monitor compliance throughout our organization. Accountability for overseeing risk extends to the board level with ESG risk and oversight managed by our nominating and corporate governance committee and with privacy and cybersecurity risks and oversight being managed by the audit committee.

### Platform and Certifications

Our Zero Trust Exchange cloud is distributed over more than 150 data centers on six continents and processes over 200 billion requests per day from users across 185 countries. We work to ensure our platform and protocols meet the rigorous requirements of our customers around the globe. We are certified to numerous government and commercial standards and strive to provide secure, compliant services regardless of a user's physical location.

We constantly evaluate our performance and strengthen the security of our products as the threat landscape evolves. We are also committed to providing real-time status updates through our Trust Portal to inform customers of any potential issues with our services. Finally, all Zscaler employees complete annual information security training to protect our company's assets and to build a more resilient workforce.

### User Privacy

Our customers' data belongs to them. Keeping our customers' data secure and private while providing smooth and continuous service is a top priority. Zscaler is committed to assisting our customers' efforts to comply with privacy laws and, with this goal in mind, we implement technical and organizational measures for customer data that passes through our Zero Trust Exchange. Regardless of where users are located, customers can choose to have logs stored in the United States or the European Union / Switzerland. Customer data is isolated as part of our multi-tenant architecture.





# Proposal One

## ELECTION OF DIRECTORS

Our board of directors is currently composed of eight members. In accordance with our certificate of incorporation, our board of directors is divided into three classes with staggered three-year terms. One class is elected each year at the annual meeting of stockholders for a term of three years. At the Annual Meeting, three Class I directors will be elected for a three-year term to succeed the same class whose term is then expiring.

Each director's term continues until the election and qualification of such director's successor, or such director's earlier death, resignation, or removal. Any increase or decrease in the number of directors will be distributed among the three classes so that, as nearly as possible, each class will consist of one-third of our directors. This classification of our board of directors may have the effect of delaying or preventing changes in control of the Company.

## Nominees

Our board of directors has nominated Karen Blasing, Charles Giancarlo and Eileen Naughton for election as Class I directors at the Annual Meeting. If elected, each of Ms. Blasing, Mr. Giancarlo and Ms. Naughton will serve as Class I directors until the 2024 annual meeting of stockholders or until their successors are elected and qualified, or their earlier death, resignation or removal. All three nominees are currently directors of the Company. For information concerning the nominees, see "*Board of Directors and Corporate Governance.*"

If you are a stockholder of record and you sign your proxy card or vote over the internet or by telephone but do not give instructions with respect to the voting of directors, your shares will be voted FOR the election of Ms. Blasing, Mr. Giancarlo and Ms. Naughton. We expect that Ms. Blasing, Mr. Giancarlo and Ms. Naughton will accept such nomination; however, in the event that a director nominee is unable or declines to serve as a director at the time of the Annual Meeting, the proxies will be voted for any nominee who shall be designated by our board of directors to fill such vacancy. If you are a beneficial owner of shares of our common stock and you do not give voting instructions to your broker, bank or other nominee, then your broker, bank or other nominee will leave your shares unvoted on this matter.

## Vote Required

The election of Class I directors requires a plurality of the voting power of the shares of our common stock present in person or represented by proxy at the Annual Meeting and entitled to vote thereon. Accordingly, the three nominees receiving the highest number of "FOR" votes will be elected. Abstentions and broker non-votes will have no effect on this proposal.

***The Board of Directors recommends a vote "FOR" the election of each of the three directors nominated by our Board of Directors and named in this proxy statement as Class I Directors to serve for a three-year term.***



# Proposal Two



## RATIFICATION OF APPOINTMENT OF INDEPENDENT REGISTERED PUBLIC ACCOUNTING FIRM

Our audit committee has appointed PwC, as our independent registered public accounting firm to audit our consolidated financial statements for our fiscal year ending July 31, 2022. PwC has served as our independent registered public accounting firm since May 2015.

At the Annual Meeting, stockholders are being asked to ratify the appointment of PwC as our independent registered public accounting firm for our fiscal year ending July 31, 2022. Stockholder ratification of the appointment of PwC is not required by our bylaws or other applicable legal requirements. However, our board of directors is submitting the appointment of PwC to our stockholders for ratification as a matter of good corporate governance. In the event that this appointment is not ratified by the affirmative vote of a majority of the voting power of the shares of our common stock present in person or represented by proxy at the Annual Meeting and entitled to vote, such appointment will be reconsidered by our audit committee. Even if the appointment is ratified, our audit committee, in its sole discretion, may appoint another independent registered public accounting firm at any time during our fiscal year ending July 31, 2022 if our audit committee believes that such a change would be in the best interests of Zscaler and its stockholders. If the appointment is not ratified by our stockholders, the audit committee may reconsider whether it should appoint another independent registered public accounting firm. A representative of PwC is expected to be present at the Annual Meeting, will have an opportunity to make a statement if he or she wishes to do so, and is expected to be available to respond to appropriate questions from stockholders.

## Fees Paid to the Independent Registered Public Accounting Firm

The following table presents fees for professional audit services and other services rendered to us by PwC for our fiscal years ended July 31, 2021 and 2020.

Fees	2021 (\$)	2020 (\$)
Audit Fees <sup>(1)</sup>	2,367,883	2,429,123
Audit-Related Fees <sup>(2)</sup>	2,895	5,749
Tax Fees	—	—
All Other Fees <sup>(3)</sup>	2,700	2,700
<b>Total Fees Paid</b>	<b>2,373,478</b>	<b>2,437,572</b>

(1) Audit Fees consist of fees for professional services rendered in connection with the audit of our annual consolidated financial statements, the review of our quarterly condensed consolidated financial statements, statutory audit fees, and audit services that are normally provided by the independent registered public accounting firm in connection with regulatory filings. This category also includes fees for professional services related to our convertible senior notes due 2025.

(2) Audit-Related Fees consist primarily of fees for assurance and related services that are reasonably related to the performance of the audit or review of our consolidated financial statements and not reported under "Audit Fees."

(3) All Other Fees consist of aggregate fees billed for products and services provided by the independent registered public accounting firm other than those disclosed above. These services specifically relate to subscription fees paid for access to online accounting research software and regulatory applications.



## Auditor Independence

In the fiscal year ended July 31, 2021, there were no other professional services provided by PwC that would have required our audit committee to consider their compatibility with maintaining the independence of PwC.

## Audit Committee Policy on Pre-Approval of Audit and Permissible Non-Audit Services of Independent Registered Public Accounting Firm

Our audit committee has established a policy governing our use of the services of our independent registered public accounting firm. Under the policy, our audit committee is required to pre-approve all audit and permissible non-audit services performed by our independent registered public accounting firm in order to ensure that the provision of such services does not impair such accounting firm's independence. All fees paid to PwC for our fiscal years ended July 31, 2021 and 2020 were pre-approved by our audit committee.

## Vote Required

The ratification of the appointment of PwC requires the affirmative vote of a majority of the voting power of the shares present in person or represented by proxy at the Annual Meeting and entitled to vote thereon. Abstentions will have the effect of a vote AGAINST the proposal.

***The Board of Directors recommends a vote "FOR" the ratification of the appointment of PRICEWATERHOUSECOOPERS LLP as our independent registered public accounting firm for our fiscal year ending July 31, 2022.***



## Audit Committee Report

*The information contained in the following Audit Committee Report shall not be deemed to be soliciting material or to be filed with the Securities and Exchange Commission, nor shall such information be incorporated by reference into any future filing under the Securities Act of 1933, as amended, or the Securities Exchange Act of 1934, as amended, except to the extent that Zscaler, Inc. specifically incorporates it by reference in such filing.*

The audit committee serves as the representative of our board of directors with respect to its oversight of:

- our accounting and financial reporting processes and the audit of our financial statements;
- the integrity of our financial statements;
- our compliance with legal and regulatory requirements;
- inquiring about significant risks, reviewing our policies for risk assessment and risk management, including privacy and cybersecurity risk, and assessing the steps management has taken to control these risks; and
- the independent registered public accounting firm's appointment, qualifications and independence.

The audit committee also reviews the performance of our independent registered public accounting firm, PwC, in the annual audit of our financial statements and in assignments unrelated to the audit, and reviews the independent registered public accounting firm's fees.

The audit committee is currently composed of three non-employee directors. Our board of directors has determined that each current member of the audit committee is independent, and that Ms. Blasing qualifies as an "audit committee financial expert" under the SEC rules.

The audit committee provides our board of directors such information and materials as it may deem necessary to make our board of directors aware of financial matters requiring the attention of our board of directors. The audit committee reviews our financial disclosures and meets privately, outside the presence of our management, with our independent registered public accounting firm. In fulfilling its oversight responsibilities, the audit committee reviewed and discussed the audited financial statements in our fiscal year ended July 31, 2020 Annual Report with management, including a discussion of the quality and substance of the accounting principles, the reasonableness of significant judgments made in connection with the audited financial statements, and the clarity of disclosures in the financial statements. The audit committee reports on these meetings to our board of directors.

The audit committee has reviewed and discussed with Zscaler's management and PwC the audited consolidated financial statements of Zscaler contained in Zscaler's Annual Report on Form 10-K for fiscal year 2021. The audit committee has also discussed with PwC the applicable requirements of the Public Company Accounting Oversight Board ("PCAOB") and the SEC.

The audit committee has received and reviewed the written disclosures and the letter from PwC required by applicable requirements of the PCAOB regarding PwC's communications with the audit committee concerning independence, and has discussed with PwC its independence from Zscaler.

Based on the review and discussions referred to above, the audit committee recommended to the board of directors that the audited consolidated financial statements be included in Zscaler's Annual Report on Form 10-K for its fiscal year 2021 for filing with the SEC. The audit committee also has selected PwC as the independent registered public accounting firm for fiscal year 2022. Our board of directors recommends that stockholders ratify this selection at the Annual Meeting.

Respectfully submitted by the members of the audit committee of the board of directors:

**Karen Blasing (Chair)**

**Andrew Brown**

**Scott Darling**





# Proposal Three

## ADVISORY VOTE ON THE COMPENSATION OF OUR NAMED EXECUTIVE OFFICERS

The Dodd-Frank Wall Street Reform and Consumer Protection Act of 2010 and Section 14A of the Exchange Act enables stockholders to approve, on an advisory or non-binding basis, the compensation of our Named Executive Officers as disclosed in this Proxy Statement in accordance with the rules of the SEC. This proposal, commonly known as a “Say-on-Pay” proposal, gives our stockholders the opportunity to express their views on our Named Executive Officers’ compensation as a whole. This vote is not intended to address any specific item of compensation or any specific Named Executive Officer, but rather the overall compensation of all of our Named Executive Officers and the philosophy, policies and practices described in this Proxy Statement.

The Say-on-Pay vote is advisory, and therefore is not binding on us, our compensation committee or our board of directors. The Say-on-Pay vote will, however, provide information to us regarding investor sentiment about our executive compensation philosophy, policies and practices, which our compensation committee will be able to consider when determining executive compensation for the remainder of the current fiscal year and beyond. Our board of directors and our compensation committee value the opinions of our stockholders. To the extent there is any significant vote against the compensation of our Named Executive Officer as disclosed in this Proxy Statement, we will endeavor to communicate with stockholders to better understand the concerns that influenced the vote and consider our stockholders’ concerns. Our compensation committee will evaluate whether any actions are necessary to address those concerns.

We believe that the information provided in the section titled “Executive Compensation,” and in particular the information discussed in the section titled “Executive Compensation—Compensation Discussion and Analysis—Compensation Philosophy,” demonstrates that our executive compensation program was designed appropriately and is working to ensure management’s interests are aligned with our stockholders’ interests to support long-term value creation. Accordingly, we ask our stockholders to vote “For” the following resolution at the Annual Meeting:

“RESOLVED, that the stockholders approve, on an advisory basis, the compensation paid to the Named Executive Officers, as disclosed in the Proxy Statement for the Annual Meeting pursuant to the compensation disclosure rules of the SEC, including the compensation discussion and analysis, compensation tables and narrative discussion, and other related disclosure.”

### Vote Required

The advisory vote on the compensation of our Named Executive Officers requires the affirmative vote of a majority of the voting power of the shares of our common stock present in person or represented by proxy at the Annual Meeting and entitled to vote thereon. Abstentions will have the effect of a vote AGAINST the proposal. Broker non-votes will have no effect on the outcome of the vote.

***The Board of Directors recommends a vote “FOR” the approval, on an advisory basis, of the compensation of our Named Executive Officers.***





# Executive Officers

The following table sets forth certain information about our executive officers and their respective ages as of November 1, 2021. Officers are elected by the board of directors to hold office until their successors are elected and qualified.

Name	Age	Position
Jay Chaudhry	63	President, Chief Executive Officer and Chairman of the Board
Remo Canessa	64	Chief Financial Officer
Amit Sinha, Ph.D.	45	President of Research and Development, Operations and Customer Service, Chief Technology Officer and Director
Dali Rajic	48	President Go-To-Market and Chief Revenue Officer
Robert Schlossman	53	Chief Legal Officer and Secretary

For the biographies of **Mr. Chaudhry** and **Dr. Sinha**, see “Board of Directors and Corporate Governance—Continuing Directors.”

**Remo E. Canessa** has served as our chief financial officer since February 2017. Prior to joining us, he served as chief financial officer of Illumio Inc., a private cybersecurity company, from July 2016 to February 2017. Mr. Canessa is a certified public accountant (inactive), and he holds a B.A. in economics from the University of California, Berkeley and an M.B.A. from Santa Clara University. Mr. Canessa previously served on the board of directors of Aerohive Networks, Inc., a cloud-managed mobile networking platform provider, where he was chairman of the audit committee and a member of the compensation committee.

**Dali Rajic** has served as our president go-to-market and chief revenue officer since September 2019. Prior to joining us, he served as chief customer officer from February 2018 and as chief revenue officer from August 2016 to September 2019 at AppDynamics, Inc., an application performance management company and subsidiary of Cisco Systems, Inc. From April 2012 to August 2016, Mr. Rajic served in multiple sales executive roles at AppDynamics. Mr. Rajic holds a B.S. in international marketing from California State Polytechnic University, Pomona and an M.B.A. from the Kellogg Graduate School of Management at Northwestern University.

**Robert Schlossman** has served as our chief legal officer and our secretary since February 2016. Mr. Schlossman holds a J.D. from the University of California, Berkeley School of Law, as well as an M.A. and B.A. in English from Stanford University.



# Executive Compensation

## Compensation Discussion and Analysis

### Introduction

This Compensation Discussion and Analysis provides information regarding the fiscal 2021 compensation program for our principal executive officer, our principal financial officer, and our three other executive officers at fiscal year-end who were our most highly-compensated executive officers (our “Named Executive Officers”). For fiscal 2021, our Named Executive Officers were:

- Jay Chaudhry, our President, Chief Executive Officer and Chairman of the Board (our “CEO”);
- Remo E. Canessa, our Chief Financial Officer;
- Amit Sinha, Ph.D., our President of Research & Development, Operations & Customer Service, Chief Technology Officer and Director;
- Dali Rajic, our President Go-To-Market and Chief Revenue Officer (our “CRO”); and
- Robert Schlossman, our Chief Legal Officer and Secretary.

This Compensation Discussion and Analysis describes the material elements of our executive compensation program during fiscal 2021. It also provides an overview of our executive compensation philosophy, including our principal compensation policies and practices. Finally, it analyzes how and why the compensation committee of our board of directors (the “compensation committee”) arrived at the specific compensation decisions for our Named Executive Officers in fiscal 2021 and discusses the key factors that the compensation committee considered in determining their compensation.

## EXECUTIVE SUMMARY

### Who We Are

We anticipate, secure, and simplify the experience of doing business, transforming today and tomorrow. We were incorporated in 2007, during the early stages of cloud adoption and mobility, based on a vision that the internet would become the new corporate network as the cloud becomes the new data center. We predicted that with rapid cloud adoption and increasing workforce mobility, traditional perimeter security approaches would provide inadequate protection for users and data and an increasingly poor user experience. We pioneered a cloud platform, the Zscaler Zero Trust Exchange, that represents a fundamental shift in the architectural design and approach to networking and security. Many of the largest enterprises and government agencies in the world rely on our solutions to help them accelerate their move to the cloud.

### Focus on Growth

We believe that organizations are still in the early stages of embracing cloud-based business solutions and adopting the security and networking solutions, including our products, that are necessary to secure and manage cloud-based operations. To be successful in this emerging market, we believe that delivering growth and capturing market share are paramount. We want all our employees and executives, particularly our CEO and CRO, who have the most influence over sales activities, to be highly focused on maximizing growth. To that end, we focus our compensation program on performance metrics that are key to achieving growth, specifically revenue and calculated billings. We strongly believe that establishing and meeting aggressive growth targets in the short term is the best way to deliver long-term stockholder value in a highly competitive and emerging market.

Given our belief that growth and capturing market share are paramount to our success, we believe that recruiting and retaining talented executives is critical to delivering long-term stockholder value. The labor market is extremely competitive for skilled executives with experience leading high-growth companies. A historically large number of well financed private enterprises, companies pursuing initial



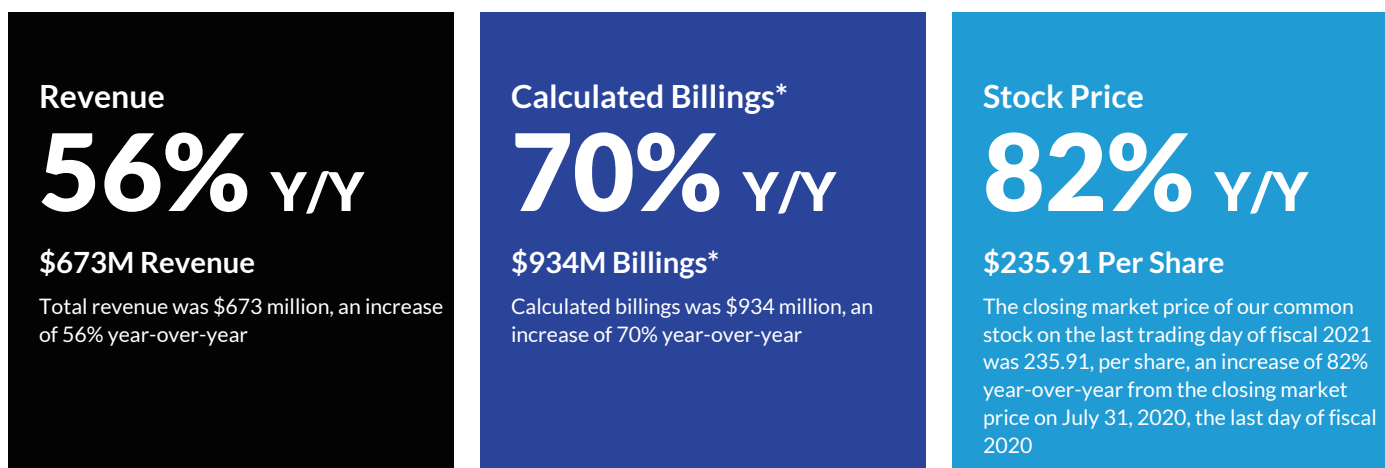
public offerings, recently public companies, and large established organizations with plans to enter new technology markets are aggressively pursuing executives, like ours, who have demonstrated the ability to dramatically scale a business, develop and sell new technology, disrupt legacy industries, produce strong financial results and deliver sustained value to stockholders. In order to retain our existing executives and recruit new leaders, the compensation committee believes that the Company must provide executives with attractive compensation packages which provide a compelling incentive to join the Company and remain employed for an extended period of time.

### Business Highlights

Our focus on growth in compensating and incentivizing our employees, including our executives, has succeeded in delivering both robust financial performance and also near-term and long-term value to our stockholders.

### Fiscal 2021 Financial Performance

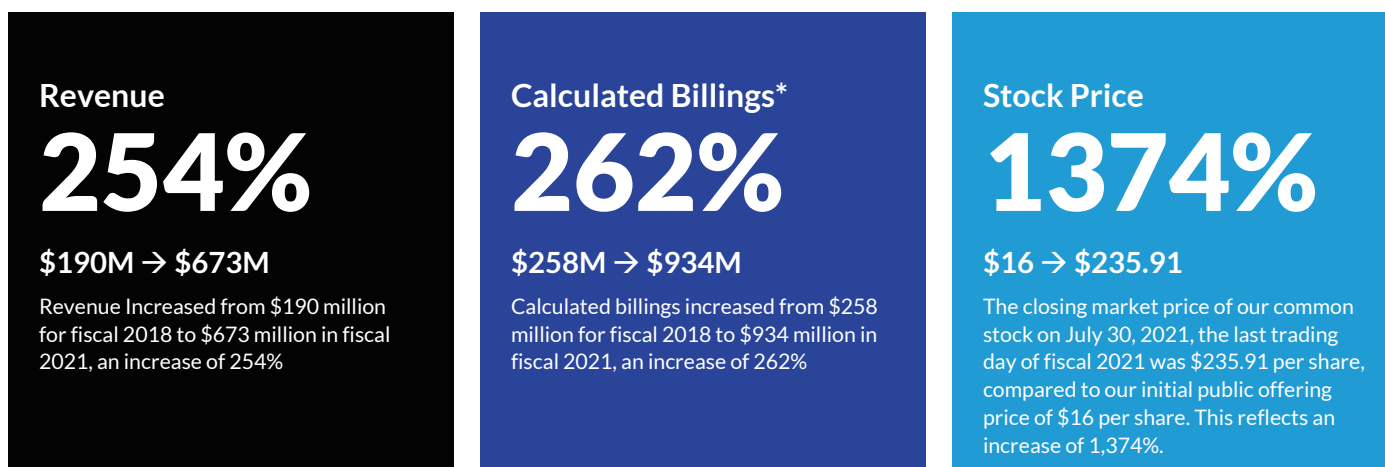
Fiscal 2021 was a strong year for us marked by significant achievement and growth across all of our key metrics. Fiscal 2021 highlights were as follows:



\* Calculated billings is a non-GAAP financial measure that we believe is a key metric to measure our periodic performance. Calculated billings represents our total revenue plus the change in deferred revenue in a period. See Appendix A for the calculation of calculated billings.

### Long-Term Financial Performance

Since fiscal 2018, the fiscal year of our initial public offering, we have achieved substantial growth across all of our key metrics:



\* Calculated billings is a non-GAAP financial measure that we believe is a key metric to measure our periodic performance. Calculated billings represents our total revenue plus the change in deferred revenue in a period. See Appendix A for the calculation of calculated billings.



## Executive Compensation Highlights

During and for fiscal 2021, the compensation committee took the following key actions with respect to the compensation of our Named Executive Officers:

- **Base Salaries** – The compensation committee determined to increase the annual base salaries of our Named Executive Officers (other than our CEO) to bring their base salaries to levels that were comparable to those of similarly-situated executives in the competitive marketplace and to maintain the annual base salary of our CEO at its fiscal 2020 level of \$23,660.
- **Cash Bonuses** – Based on our strong performance during fiscal 2021, the compensation committee made cash bonus payments to our Named Executive Officers under our Employee Incentive Compensation Plan, which, in the aggregate, represented approximately 140% of their target annual cash bonus award opportunities based on performance. As in prior fiscal years, our CEO declined to participate in our Employee Incentive Compensation Plan.
- **Long-Term Incentive Compensation** – The compensation committee approved long-term incentive compensation opportunities in the form of time-based restricted stock unit (“RSU”) awards to our Named Executive Officers (other than our CEO). RSU awards are subject to time-based vesting that requires continued service with us through each vesting date. The vesting period is typically four years with shares vesting ratably over the period. However, the RSU awards approved during fiscal 2021 were designed to provide extended long-term retention and were structured to vest over an almost six-and-a-half-year period from the date of grant with vesting heavily weighted into the later years of the vesting period.
- **Metrics for Performance-Based Compensation** – The compensation committee determined the metrics and related target levels for performance-based executive compensation in September 2020. The compensation committee selected revenue and calculated billings as the appropriate corporate performance metrics for both cash and equity performance programs because, in its view, these metrics were the key indicators of both periodic performance and our progress in executing on our business strategy of focusing on growth and gaining market share. The metric thresholds required for 100% attainment were aggressive with targeted growth over fiscal 2020 results of 53.4% in revenue and 46.4% in calculated billings required for 100% attainment.
- **CEO and CRO Compensation** – The total compensation for Messrs. Chaudhry and Rajic for fiscal 2021 includes the value of performance stock unit (“PSU”) awards granted in prior years, which awards significantly increased in value since the grant approval dates. The closing market price of our common stock was \$37.04 per share with respect to the awards approved in fiscal 2019 for Mr. Chaudhry and \$43.98 per share for the awards approved in fiscal 2020 for Mr. Rajic. Due in large part to the performance of Messrs. Chaudhry and Rajic, the Company produced strong growth and financial performance in each of fiscal 2019 and fiscal 2020, resulting in accelerated stock price appreciation for our stockholders. As a result, the closing market price of our common stock was \$133.17 per share in fiscal 2021 when the performance metrics for the earlier granted PSU awards were established, and the respective value of the awards for fiscal 2021 compensation purposes was determined.

### Pay-for-Performance

We believe our executive compensation program is reasonable, competitive, and appropriately balances the goals of attracting, motivating, rewarding, and, most importantly, retaining our Named Executive Officers with the goal of aligning their interests with those of our stockholders. To ensure this alignment and to motivate and reward individual initiative and effort, a substantial portion of our Named Executive Officers’ target annual compensation opportunity is both variable in nature and “at-risk.”



We emphasize variable compensation that appropriately rewards our Named Executive Officers through two separate compensation elements:

- First, we provide our Named Executive Officers (other than our CEO) the opportunity to participate in our cash bonus plan which provides cash payments if they produce results that meet or exceed the financial, operational, and strategic objectives set by our compensation committee, as evaluated by our CEO and approved by the compensation committee.
- In addition, we grant RSU and PSU awards that will reward recipients over a multi-year period, with the PSU awards only being earned for achieving performance objectives established by our compensation committee. The RSU awards and, if earned, PSU awards comprise a majority of our Named Executive Officers' target total compensation opportunities. The future value of which depends significantly on the value of our common stock, thereby incentivizing them to build sustainable long-term value for the benefit of our stockholders.

These variable pay elements ensure that, each year, a substantial portion of our Named Executive Officers' target total direct compensation is contingent (rather than fixed) in nature, with the amounts ultimately payable subject to variability above or below target levels commensurate with our actual performance.

### **Executive Compensation Policies and Practices**

We endeavor to maintain sound governance standards consistent with our executive compensation policies and practices. The compensation committee evaluates our executive compensation program on a regular basis to ensure that it is consistent with our short-term and long-term goals given the dynamic nature of our business and the market in which we compete for executive talent.



The following summarizes our executive compensation and related policies and practices:

 <b>What We Do</b>	 <b>What We Don't Do</b>
<p><b>MAINTAIN AN INDEPENDENT COMPENSATION COMMITTEE</b></p> <p>The compensation committee consists solely of independent directors who establish our compensation policies and practices.</p>	<p><b>NO EXECUTIVE RETIREMENT PLANS</b></p> <p>We do not currently offer, nor do we have plans to offer, defined benefit pension plans or any non-qualified deferred compensation plans or arrangements to our Named Executive Officers other than the plans and arrangements that are available to all employees. Our Named Executive Officers are eligible to participate in our Section 401(k) retirement plan on the same basis as our other employees.</p>
<p><b>RETAIN AN INDEPENDENT COMPENSATION ADVISOR</b></p> <p>The compensation committee has engaged its own compensation consultant to provide information, analysis, and other advice on executive compensation independent of management. This consultant performed no other consulting or other services for us in fiscal 2021.</p>	<p><b>LIMITED PERQUISITES</b></p> <p>Perquisites or other personal benefits are not a material part of our compensation program for our Named Executive Officers.</p>
<p><b>ANNUAL EXECUTIVE COMPENSATION REVIEW</b></p> <p>The compensation committee conducts an annual review and approval of our compensation strategy, including a review and determination of our compensation peer group used for comparative purposes and a review of our compensation-related risk profile to ensure that our compensation programs do not encourage excessive or inappropriate risk-taking and that the level of risk that they do encourage is not reasonably likely to have a material adverse effect on us.</p>	<p><b>NO EXCISE TAX PAYMENTS ON FUTURE POST-EMPLOYMENT COMPENSATION ARRANGEMENTS</b></p> <p>We do not provide any excise tax reimbursement payments (including “gross-ups”) on payments or benefits contingent upon a change in control of the Company.</p>
<p><b>AT-RISK COMPENSATION</b></p> <p>Our executive compensation program is designed so that a significant portion of our Named Executive Officers' compensation is “at risk” based on corporate performance, as well as equity-based, to align the interests of our Named Executive Officers and stockholders.</p>	<p><b>NO SPECIAL HEALTH OR WELFARE BENEFITS</b></p> <p>We do not provide our Named Executive Officers with any health or welfare benefit programs, other than participation in our broad-based employee programs on the same basis as our other full-time, salaried employees.</p>
<p><b>USE PAY-FOR-PERFORMANCE PHILOSOPHY</b></p> <p>Most of our Named Executive Officers' compensation is directly linked to corporate performance; we also structure their target total compensation opportunities with a significant long-term equity component, thereby making a substantial portion of each Named Executive Officer's target total compensation dependent upon the long-term growth of our stock price.</p>	<p><b>NO HEDGING OR PLEDGING OF OUR EQUITY SECURITIES</b></p> <p>We prohibit our employees, including our Named Executive Officers and the members of our board of directors, from hedging or pledging our equity securities.</p>
<p><b>NOMINAL BASE SALARY AND ZERO BONUS POTENTIAL FOR OUR CEO</b></p> <p>Our CEO receives only a nominal base salary and is not eligible for a cash bonus.</p>	
<p><b>SUCCESSION PLANNING</b></p> <p>We review the risks associated with our key executive officer positions to ensure adequate succession plans are in place.</p>	



### **Stockholder Advisory Vote on Named Executive Officer Compensation**

At our 2020 Annual Meeting of Stockholders, we conducted our initial non-binding stockholder advisory vote on the compensation of our Named Executive Officers (commonly known as a “Say-on-Pay” vote). Approximately 81.0% of the votes cast were cast “FOR” the approval of our Named Executive Officer compensation for fiscal 2020. After considering this result and following our annual review of our executive compensation philosophy, the compensation committee decided to retain our overall approach to executive compensation.

We value the opinions of our stockholders. Our board of directors and the compensation committee will continue to monitor stockholder opinions, including the outcome of future advisory votes on the compensation of our Named Executive Officers, as well as feedback received throughout the year, when making compensation decisions for our executive officers.

### **COMPENSATION-SETTING PROCESS**

#### **Role of Compensation Committee**

The compensation committee discharges the responsibilities of our board of directors relating to the compensation of our Named Executive Officers and the non-employee members of our board of directors. The compensation committee has overall responsibility for overseeing our compensation and benefits policies generally, and overseeing and evaluating the compensation plans, policies, and practices applicable to our CEO and other Named Executive Officers.

In carrying out its responsibilities, the compensation committee evaluates our compensation policies and practices with a focus on the degree to which these policies and practices reflect our executive compensation philosophy, develops strategies and makes decisions that it believes further our philosophy or align with developments in best compensation practices, and reviews the performance of our Named Executive Officers when making decisions with respect to their compensation.

The compensation committee’s authority, duties, and responsibilities are further described in its charter, which is reviewed annually and revised and updated as warranted. The charter is available at <http://ir.zscaler.com>.

The compensation committee retains a compensation consultant (as described below) to provide support in its review and assessment of our executive compensation program.

#### **Setting Target Total Compensation**

The compensation committee reviews the base salary levels, annual cash bonus opportunities, and long-term incentive compensation opportunities of our Named Executive Officers and all related performance criteria at the beginning of each year, or more frequently as warranted. Adjustments to cash compensation are generally effective at the beginning of the fiscal year.

The compensation committee does not establish a specific target for formulating the target total direct compensation opportunities of our Named Executive Officers. In making decisions about the compensation of our Named Executive Officers, the members of the compensation committee rely primarily on their general experience and subjective considerations of various factors, including the following:

- our executive compensation program objectives;
- our performance against the financial, operational, and strategic objectives established by the compensation committee and our board of directors;
- each individual Named Executive Officer’s knowledge, skills, experience, qualifications, and tenure relative to other similarly-situated executives at the companies in our compensation peer group and/or Compensia’s proprietary compensation database;
- the scope of each Named Executive Officer’s role and responsibilities compared to other similarly-situated executives at the companies in our compensation peer group and/or Compensia’s proprietary compensation database;



- the prior performance of each individual Named Executive Officer, based on a subjective assessment of his or her contributions to our overall performance, ability to lead his or her business unit or function, and work as part of a team, all of which reflect our core values;
- the potential of each individual Named Executive Officer to contribute to our long-term financial, operational, and strategic objectives;
- our CEO's compensation relative to that of our Named Executive Officers, and compensation parity among our Named Executive Officers;
- our financial performance relative to our compensation and performance peers;
- the compensation practices of our compensation peer group and/or the companies in Compensia's proprietary compensation database and the positioning of each Named Executive Officer's compensation in a ranking of peer company compensation levels based on an analysis of competitive market data; and
- the recommendations of our CEO with respect to the compensation of our Named Executive Officers (except with respect to his own compensation).

These factors provide the framework for compensation decision-making and final decisions regarding the compensation opportunity for each Named Executive Officer. No single factor is determinative in setting compensation levels, nor is the impact of any individual factor on the determination of pay levels quantifiable.

The compensation committee does not weight these factors in any predetermined manner, nor does it apply any formulas in developing its compensation recommendations. The members of the compensation committee consider all of this information in light of their individual experience, knowledge of the Company, knowledge of the competitive market, knowledge of each Named Executive Officer, and business judgment in making their decisions.

### **Role of Management**

In discharging its responsibilities, the compensation committee works with members of our management, including our CEO. Our management assists the compensation committee by providing information on corporate and individual performance, market compensation data, and management's perspective on compensation matters. The compensation committee solicits and reviews our CEO's proposals with respect to program structures, as well as his recommendations for adjustments to annual cash compensation, long-term incentive compensation opportunities, and other compensation-related matters for our Named Executive Officers (except with respect to his own compensation) based on his evaluation of their performance for the prior year.

At the beginning of each year, our CEO reviews the performance of our other Named Executive Officers based on such individual's level of success in accomplishing the business objectives established for him or her for the prior year and his or her overall performance during that year and then shares these evaluations with, and makes recommendations to, the compensation committee for each element of compensation as described above.

The compensation committee reviews and discusses our CEO's proposals and recommendations with our CEO and considers them as one factor in determining and approving the compensation of our Named Executive Officers, including our CEO. Our CEO also attends meetings of our board of directors and the compensation committee at which executive compensation matters are addressed, except with respect to discussions involving his own compensation.

### **Role of Compensation Consultant**

The compensation committee engages an external compensation consultant to assist it by providing information, analysis, and other advice relating to our executive compensation program and the decisions resulting from its annual executive compensation review. The





compensation consultant reports directly to the compensation committee and its chair and serves at the discretion of the compensation committee, which reviews the engagement annually.

In fiscal 2021, the compensation committee engaged Compensia to serve as its compensation consultant to advise on executive compensation matters, including competitive market pay practices for our Named Executive Officers and with the data analysis and selection of the compensation peer group.

During fiscal 2021, Compensia attended the meetings of the compensation committee (both with and without management present) as requested and provided the following services:

- consultation with the compensation committee chair and other members between compensation committee meetings;
- review, research, and updating of our compensation peer group;
- an analysis of competitive market data based on the compensation peer group for our Named Executive Officers' positions and an evaluation of how the compensation we pay our Named Executive Officers compares both to our performance and to how the companies in our compensation peer group compensate their executives;
- review and analysis of the base salary levels, annual incentive bonus opportunities, and long-term incentive compensation opportunities of our Named Executive Officers;
- review and analysis of the metrics used by the companies in our compensation peer group in their short-term incentive compensation plans;
- assessment of executive compensation trends within our industry, and updating on corporate governance and regulatory issues and developments;
- review and analysis of director compensation levels; and
- support on other ad hoc matters throughout the year.

The terms of Compensia's engagement includes reporting directly to the compensation committee chair. Compensia also coordinated with management for data collection and job matching for our Named Executive Officers. In fiscal 2021, Compensia did not provide any other services to us.

The compensation committee has evaluated its relationship with Compensia to ensure that it believes that such firm is independent from management. This review process included a review of the services that Compensia provided, the quality of those services, and the fees associated with the services provided during fiscal 2021. Based on this review, as well as consideration of the factors affecting independence set forth in Exchange Act Rule 10C-1(b)(4), Rule 5605(d)(3)(D) of the Nasdaq Marketplace Rules, and such other factors as were deemed relevant under the circumstances, the compensation committee has determined that no conflict of interest was raised as a result of the work performed by Compensia and that Compensia is independent.

### **Competitive Positioning**

For purposes of assessing our executive compensation against the competitive market, the compensation committee reviews and considers the compensation levels and practices of a select group of peer companies. This compensation peer group consists of technology companies that are similar to us in terms of revenue, market capitalization, and industry focus. The competitive data drawn from this compensation peer group is only one of several factors that the compensation committee considers in making its decisions with respect to the compensation of our Named Executive Officers.

The compensation peer group for fiscal 2021 was originally established in March 2020 and revised in March of 2021 and was comprised of publicly-traded technology companies against which we compete for executive talent, as well as, in some instances, business



opportunities. In evaluating the companies comprising the compensation peer group, Compensia considered the following criteria in March 2020:

- publicly-traded companies headquartered in the United States and traded on a major United States stock exchange with a preference for California-based companies;
- companies in the application software and systems software industries;
- similar revenues – within a range of ~0.5x to ~2.0x our then-current trailing four quarters revenue of approximately \$333 million (approximately \$165 million to approximately \$670 million); and
- similar market capitalization – within a range of ~0.33x to 3.0x our then-current 30-day average market capitalization of approximately \$7.0 billion (approximately \$2.3 billion to approximately \$20.9 billion).

This compensation peer group for the first portion of fiscal 2021 consisted of the following companies:

<b>Alteryx</b>	<b>Coupa Software</b>	<b>New Relic</b>	<b>Qualys</b>
<b>Anaplan</b>	<b>CrowdStrike Holdings</b>	<b>Okta</b>	<b>Tenable Holdings</b>
<b>Blackline</b>	<b>Elastic</b>	<b>Paycom Software</b>	<b>The Trade Desk</b>
<b>Box</b>	<b>MongoDB</b>	<b>Proofpoint</b>	<b>Zendesk</b>

This compensation peer group was used by the compensation committee through March 2021 as a reference for understanding the competitive market for executive positions in our industry.

In March 2021, the compensation committee, with the assistance of Compensia, reviewed and updated our compensation peer group to reflect changes in our market capitalization and to recognize our evolving business focus. In evaluating the companies comprising the compensation peer group at that time, Compensia considered the following criteria:

- publicly-traded companies headquartered in the United States and traded on a major United States stock exchange with a preference for California-based companies;
- companies in the application software and systems software industries;
- similar revenues – within a range of ~0.5x to ~2.0x our then-current trailing four quarters revenue of approximately \$480 million (approximately \$240 million to approximately \$960 million); and
- similar market capitalization – within a range of ~0.33x to 3.0x our then-current 30-day average market capitalization of approximately \$27.2 billion (approximately \$9.0 billion to approximately \$81.6 billion).

Based on a review of the analysis prepared by Compensia, the compensation committee approved a revised compensation peer group in March 2021 for the remainder of fiscal 2021 consisting of the following companies:

<b>Anaplan</b>	<b>Datadog</b>	<b>MongoDB</b>	<b>The Trade Desk</b>
<b>Avalara</b>	<b>DocuSign</b>	<b>Okta</b>	<b>Zendesk</b>
<b>Cloudflare</b>	<b>Elastic N.V.</b>	<b>Paycom Software</b>	
<b>Coupa Software</b>	<b>Fastly</b>	<b>Paylocity Holding</b>	
<b>CrowdStrike Holdings</b>	<b>Five9</b>	<b>RingCentral</b>	



The compensation committee reviews our compensation peer group at least annually and makes adjustments to its composition if warranted, taking into account changes in both our business and the businesses of the companies in the peer group.

## COMPENSATION ELEMENTS

In fiscal 2021, the principal elements of our executive compensation program, and the purposes for each element, were as follows:

Element	Type of Element	Compensation Element	Objective
<b>Base Salary</b>	Fixed	Cash	Designed to attract and retain highly talented executives by providing fixed compensation amounts that are competitive in the market
<b>Annual Cash Bonuses</b>	Variable	Cash	Designed to motivate our executives to achieve semi-annual (and, in the case of Mr. Rajic, quarterly) financial objectives and provide financial incentives
<b>Long Term Incentive Compensation</b>	Variable	Equity awards in the form of PSU awards and RSU awards that may be settled for shares of our common stock	Designed to align the interests of our executives and our stockholders by motivating them to create sustainable long-term stockholder value

### Base Salary

Base salary represents the fixed portion of the compensation of our Named Executive Officers and is an important element of compensation intended to attract and retain highly talented individuals. Generally, we use base salary to provide each Named Executive Officer with a specified level of cash compensation during the year with the expectation that he or she will perform his or her responsibilities to the best of his or her ability and in our best interests.

Generally, we establish the initial base salaries of our Named Executive Officers through arm’s-length negotiation at the time we hire the individual, taking into account his or her position, qualifications, experience, prior salary level, and the base salaries of our other executive officers. Thereafter, the compensation committee reviews the base salaries of our Named Executive Officers each year as part of its annual compensation review, with input from our CEO (except with respect to his own base salary) and makes adjustments as it determines to be reasonable and necessary to reflect the scope of a Named Executive Officer’s performance, individual contributions and responsibilities, position in the case of a promotion, and market conditions.

In September 2020, the compensation committee reviewed the base salaries of our Named Executive Officers, taking into consideration a competitive market analysis and the recommendations of our CEO (except with respect to his own base salary), as well as the other factors described in “Compensation-Setting Process – Setting Target Total Direct Compensation” above. Following this review, the compensation committee determined to maintain the base salary of our CEO and Mr. Rajic at their fiscal 2020 levels and to increase the base salaries of our other Named Executive Officers to levels that were comparable to those of similarly-situated executives in the competitive marketplace. The base salary adjustments were effective August 1, 2020.



The base salaries of our Named Executive Officers for fiscal 2021 were as follows:

Named Executive Officer	Fiscal 2020 Base Salary (\$)	Fiscal 2021 Base Salary (\$)	Percentage Adjustment
Mr. Chaudhry	23,660	23,660	0%
Mr. Canessa	350,000	375,000	7.1%
Mr. Rajic	400,000	400,000	0%
Dr. Sinha	350,000	375,000	7.1%
Mr. Schlossman	315,000	325,000	3.2%

The base salaries actually paid to our Named Executive Officers during fiscal 2021 are set forth in the “Fiscal 2021 Summary Compensation Table” below.

**Annual Cash Bonuses**

We use our Employee Incentive Compensation Plan, a cash bonus plan, to motivate employees selected by the compensation committee, including our Named Executive Officers (except for our CEO), to achieve our annual business goals. Pursuant to the Employee Incentive Compensation Plan, our compensation committee, in its sole discretion, establishes a target award for each executive and a bonus pool for the executives as a group, with actual awards payable from the bonus pool, with respect to the applicable performance period. For fiscal 2021, the Employee Incentive Compensation Plan included semi-annual performance periods with semi-annual award payouts after the end of the first six-month period (the period from August 1, 2020 through January 31, 2021), and, then again, after the end of the fiscal year (the period from February 1, 2021 through July 31, 2021). Pursuant to the terms of his Employment Offer Letter, Mr. Rajic was eligible to receive quarterly award payouts under the Employee Incentive Compensation Plan.

The compensation committee administered the Employee Incentive Compensation Plan. As the administrator of the plan, the compensation committee may, in its sole discretion and at any time, increase, reduce, or eliminate a participant’s actual award, and/or increase, reduce, or eliminate the amount allocated to the bonus pool for a particular performance period. The actual award may be below, at or above a participant’s target annual cash bonus award, in the discretion of the administrator. Further, the administrator may determine the amount of any increase, reduction, or elimination on the basis of such factors as it deems relevant, and it is not required to establish any allocation or weighting with respect to the factors it considers.

Actual awards under the Employee Incentive Compensation Plan are to be paid in cash (or its equivalent) in a single lump sum only after they are earned, which requires continued employment through the date the actual award is paid. The compensation committee reserved the right to settle an actual award with a grant of an equity award under our then-current equity compensation plan, which equity award may have such terms and conditions, as the compensation committee determines. Payment of awards is to occur as soon as administratively practicable after they are earned, but no later than the dates set forth in the Employee Incentive Compensation Plan.

Our board of directors and the compensation committee have the authority to amend, alter, suspend, or terminate the plan, provided such action does not impair the existing rights of any participant with respect to any earned awards.

**Fiscal 2021 Target Annual Cash Bonus Award Opportunities**

For purposes of the Employee Incentive Compensation Plan, cash bonus awards were based upon target annual cash bonus award opportunities as determined by the compensation committee. In September 2020, the compensation committee reviewed the target annual cash bonus award opportunities of our Named Executive Officers. Following this review and after taking into consideration the factors described in “Compensation-Setting Process – Setting Target Total Direct Compensation” above, the compensation committee



determined not to adjust the target annual cash bonus opportunities of any of our Named Executive Officers, with the exception of Mr. Schlossman. Based on a review of his target total cash compensation positioning relative to individuals in similar positions in the competitive market and an evaluation of his performance, the compensation committee determined that an increase to the target annual cash bonus opportunity for Mr. Schlossman from \$150,000 to \$165,000 was appropriate to set his target annual cash opportunity for fiscal 2021 at a level that was comparable to those of similarly-situated executives in the competitive marketplace. As in prior fiscal years, our CEO declined to participate in the Employee Incentive Compensation Plan.

The target annual cash bonus award opportunities of our Named Executive Officers for fiscal 2021 were as follows:

Named Executive Officer	Fiscal 2020 Target Annual Cash Bonus Award Opportunity (\$)	Fiscal 2021 Target Annual Cash Bonus Award Opportunity (\$)	Percentage Adjustment
Mr. Chaudhry	—	—	—
Mr. Canessa	250,000	250,000	—
Mr. Rajic	400,000	400,000	—
Dr. Sinha	250,000	250,000	—
Mr. Schlossman	150,000	165,000	10%

Potential annual cash bonus awards for our Named Executive Officers under the Employee Incentive Compensation Plan could range from zero to 150% of their target annual cash bonus award opportunity.

### Incentive Plan Performance Metrics

Under the Employee Incentive Compensation Plan, the compensation committee determined the performance metrics and related target levels for the fiscal 2021 annual cash bonus awards. In September 2020, the compensation committee determined that, in the case of our CEO’s executive staff, which included our other Named Executive Officers (the “Senior Executives”), 50% of the bonus pool to be used to make cash bonus awards would be reserved for distribution in the discretion of our CEO (subject to final approval by the compensation committee) based on his evaluation of each Senior Executive’s individual performance and our performance against various corporate metrics. The remaining 50% of the bonus pool to be used to make cash bonus awards would be distributed based on two equally weighted corporate performance metrics: revenue and calculated billings.

The compensation committee selected revenue and calculated billings as the appropriate corporate performance metrics for the Senior Executives because, in its view, these metrics were key indicators of our periodic performance and our progress in executing on our business strategy of focusing on growth and gaining market share.

For purposes of the Senior Executives’ cash bonus awards:

- **“revenue”** represented total revenue calculated in accordance with generally accepted accounting principles, or GAAP, as reported in our audited financial statements; and
- **“calculated billings”** represented our total revenue plus the change in deferred revenue in a given fiscal period. Calculated billings in any particular fiscal period aims to reflect amounts invoiced for subscriptions to access our cloud platform, together with related support services for our new and existing customers.



As reflected in our annual operating plan presented to and approved by our board of directors, the target levels established for revenue and calculated billings for the full year of fiscal 2021 by the compensation committee were as follows:

Performance Metric	Full Year Fiscal 2021 (\$)
Revenue	661,600,000
Calculated Billings	805,000,000

For fiscal 2021, the revenue and calculated billing targets for the Employee Incentive Compensation Plan were significantly greater than the amount achieved in the comparable period for the prior fiscal year and represented a very aggressive target for fiscal 2021.

In addition, the compensation committee determined that our Senior Executives were eligible to earn cash bonus awards to the extent that we achieved the minimum thresholds for revenue and calculated billings for each performance period in fiscal 2021 as set forth in the following schedule:

Metric Achievement	Payment	Bonus Attainment
Less than 80%	0%	No payout below 80% achievement
80% - 90%	0% to 70% linear	80% attainment pays 0% and 90% pays 70%
90% - 95%	70% to 90% linear	90% attainment pays 70% and 95% pays 90%
95% - 100%	90% to 100% linear	95% attainment pays 90% and 100% pays 100%
100% - 105%	100% to 125% linear	100% attainment pays 100% and 105% pays 125%
105% - 110%	125% to 150% linear	105% attainment pays 125% and 110% pays 150%
>110%	TBD	Payout over 150%, determined in the discretion of the board of directors

The compensation committee also determined that the 50% of the bonus pool reserved for distributions in the discretion of our CEO was to be funded based on achievement of the revenue and calculated billings targets. If the average level of achievement for the applicable performance period for revenue and calculated billings was less than 90%, the discretionary bonus pool would not be funded. If the average level of achievement was equal to or greater than 90% but less than 100%, the discretionary pool would be funded at 100%. If the average level of achievement was equal to or greater than 100%, the discretionary pool would be funded at 150%.

**Cash Bonus Payments (Other than Mr. Rajic)**

As previously described, our Senior Executives (other than Mr. Rajic) were eligible for cash bonus awards only in an amount, if any, determined by the extent that we met or exceeded the applicable minimum threshold for revenue and calculated billings for each half of fiscal 2021. In March 2021, the compensation committee determined that we had achieved 100.7% of our revenue target and 109.2% of our calculated billing target for the first half of fiscal 2021, resulting in cash payments equal to 103.5% and 146.0%, respectively. In addition, because the average level of achievement for these metrics for the first half of fiscal 2021 was greater than 100%, the discretionary portion of the bonus pool reserved for our CEO was funded at 150%. Our CEO determined (with compensation committee approval) that, because we had fully achieved our target performance levels for the two corporate performance metrics and factoring in our performance with respect to other key metrics that we use internally to monitor our financial progress against our annual operating plan, it was appropriate to award 150% of the discretionary bonus pool to each of our Senior Executives.



As a result, the cash bonus payments to our eligible Named Executive Officers (other than Mr. Rajic) for the first half of the year were equal to 137.4% of their target semi-annual cash bonus opportunities for that period as follows:

Named Executive Officer	First Half Target Bonus Opportunity (\$)	First Half Bonus Payment (\$)
Mr. Canessa	125,000	171,719
Mr. Sinha	125,000	171,719
Mr. Schlossman	82,500	113,334

In September 2021, the compensation committee determined that we had achieved 102.6% of our revenue target and 121.7% of our calculated billing target for the second half of fiscal 2021, resulting in cash payments equal to 113.0% and 150.0%, respectively. In addition, because the average level of achievement for these metrics for second half of fiscal 2021 was greater than 100%, the discretionary portion of the bonus pool reserved for our CEO was funded at 150%. Our CEO determined (with compensation committee approval) that, because we had significantly exceeded our calculated billings target for the second half of the fiscal year and factoring in our performance with respect to other key metrics that we use internally to monitor our financial progress against our annual operating plan, it was appropriate to award 150% of the discretionary bonus pool to each of our Senior Executives. As a result, the cash bonus payments to our eligible Named Executive Officers for the second half of the year were equal to 140.8% of their target annual cash bonus award opportunities for that period.

As a result, the cash bonus payments to our eligible Named Executive Officers (other than Mr. Rajic) for the second half of the year were as follows:

Named Executive Officer	Second Half Target Bonus Opportunity (\$)	Second Half Bonus Payment (\$)
Mr. Canessa	125,000	175,938
Mr. Sinha	125,000	175,938
Mr. Schlossman	82,500	116,119

#### Cash Bonus Payments for Mr. Rajic

As provided pursuant to his Employment Offer Letter, Mr. Rajic was eligible to participate in the Employee Incentive Compensation Plan on the same terms and conditions, described above for our other Senior Executives, subject to determination and receipt of his cash bonus payments on a quarterly, rather than a semi-annual, basis.



Based on our corporate performance and the exercise of our CEO's discretion, the cash bonus payments to Mr. Rajic for fiscal 2021 were as follows:

Fiscal Period	Quarterly Target Bonus Opportunity (\$)	Quarterly Bonus Payment (\$)
<b>First Fiscal Quarter</b>	100,000	105,325
<b>Second Fiscal Quarter</b>	100,000	138,375
<b>Third Fiscal Quarter</b>	100,000	141,375
<b>Fourth Fiscal Quarter</b>	100,000	141,375

The total cash bonuses paid to our Named Executive Officers for fiscal 2021 are set forth in the "Fiscal 2021 Summary Compensation Table" below.

**Long-Term Incentive Compensation**

We view long-term incentive compensation in the form of equity awards as a critical element of our executive compensation program. We use equity awards to incentivize and reward our Named Executive Officers for long-term corporate performance based on the value of our common stock and, thereby, to align the interests of our Named Executive Officers with those of our stockholders.

Currently, we use RSU awards and PSU awards to retain, motivate, and reward our Named Executive Officers for long-term increases in the value of our common stock and, thereby, to align their interests with those of our stockholders. Our PSU awards provide that our Named Executive Officers may earn shares of our common stock based on our achievement of pre-established target levels for one or more financial or operational performance measures as well as continued service. We also grant RSU awards with solely time-based vesting requirements to our Named Executive Officers other than our CEO. Because RSU awards have value to the recipient even in the absence of stock price appreciation, we are able to incentivize and retain our Named Executive Officers using fewer shares of our common stock than would be necessary if we regularly used stock options to provide equity to our executive officers. In addition, because the value of these RSU and PSU awards increases with any increase in the value of the underlying shares, RSU and PSU awards also provide incentives to our Named Executive Officers that are aligned with the interests of our stockholders.

To date, the compensation committee has not applied a rigid formula in determining the size and form of the equity awards to be granted to our Named Executive Officers. Instead, in making these decisions, the compensation committee has exercised its judgment as to the amount and form of the awards. The compensation committee considers the retention value of the equity compensation held by the Named Executive Officer, the cash compensation received by the Named Executive Officer, a competitive market analysis performed by its compensation consultant, the recommendations of our CEO (except with respect to his own equity awards), the amount of equity compensation held by the Named Executive Officer (including the current economic value of his or her unvested equity and the ability of these unvested holdings to satisfy our retention objectives), and the other factors described in "Compensation-Setting Process – Setting Target Total Direct Compensation" above. Based upon these factors, the compensation committee has determined the size of each award at levels it considered appropriate to create a meaningful opportunity for reward predicated on the creation of long-term stockholder value.





### Fiscal 2021 Equity Awards

In April 2021, the compensation committee approved long-term incentive compensation opportunities in the form of RSU awards to our Named Executive Officers (other than our CEO) in amounts that it considered to be consistent with our compensation philosophy, its desired market positioning, and its retention objectives. The number of shares of our common stock subject to the RSU awards was determined by the compensation committee based on its consideration of the factors described above. The equity awards approved for grant to our Named Executive Officers in April 2021 were as follows:

Named Executive Officers	Restricted Stock Unit Award (Number of shares)	Restricted Stock Unit Award (Target Value)(\$)
<b>Mr. Chaudhry</b>	–	–
<b>Mr. Canessa</b>	13,830	2.5 million
<b>Dr. Sinha</b>	27,659	5 million
<b>Mr. Rajic</b>	27,659	5 million
<b>Mr. Schlossman</b>	11,064	2 million

The effective grant date of the RSU awards was April 13, 2021. The RSU awards were designed to provide long-term retention and were structured to vest over an almost six-and-a-half-year period from the date of grant with an initial vesting date of December 15, 2022. The awards will vest as follows: 2.5% of the shares of common stock subject to the award vest on December 15, 2022, the first quarterly vesting date following the vesting commencement date of September 15, 2022. Thereafter, the shares of our common stock subject to the award will vest over the next 45 months as follows: (i) 2.5% of the shares will vest on each of the next three quarterly vesting dates, (ii) 5% of the shares will vest on each of the next eight quarterly vesting dates, and (iii) 6.25% of the shares will vest on each quarterly vesting dates until the awards vested in full, subject to the Named Executive Officer continuing to be a service provider to us through each vesting date.

### Fiscal 2021 Performance Period PSU Awards

In September 2020, the compensation committee approved the performance metrics for the Fiscal 2021 PSU Awards. These awards were previously granted to Messrs. Chaudhry in fiscal 2019 and Rajic in fiscal 2020. The compensation committee determined that the Fiscal 2021 PSU awards were to be earned based on our level of attainment of two equally weighted performance metrics: revenue and calculated billings. The compensation committee selected revenue and calculated billings as the appropriate corporate performance metrics for the Fiscal 2021 PSU Award period because, in its view, these metrics were the key indicators of our progress in executing our business strategy of pursuing growth to capture significant market share.

For purposes of the Fiscal 2021 PSU Awards, “revenue” and “calculated billings” had the same meanings as under the Employee Incentive Compensation Plan for our senior executives. For fiscal 2021, the revenue and calculated billing levels for the Fiscal 2021 PSU Awards were significantly greater than the amount achieved in the comparable period for the prior fiscal year and represented a very aggressive target for fiscal 2021.



For the fiscal 2021 performance year, the total number of units that could be earned scaled from 0% to 150% of the target number of units, based on actual achievement of the fiscal 2021 performance metrics as follows:

Metric Achievement	Payment	PSU Award Attainment
Less than 80%	0%	No attainment below 80% achievement
80% - 90%	0% to 70% linear	80% attainment pays 0% and 90% pays 70%
90% - 95%	70% to 90% linear	90% attainment pays 70%, and 95% pays 90%
95% - 100%	90% to 100% linear	95% attainment pays 90% and 100% pays 100%
100% - 105%	100% to 125% linear	100% attainment pays 100%, and 105% pays 125%
105% - 110%	125% to 150% linear	105% attainment pays 125%, and 110% pays 150%

In September 2021, our revenue and calculated billings results for fiscal 2021 were presented to the compensation committee for review. After reviewing and analyzing these results, the compensation committee certified that, for the annual performance period ended July 31, 2021, our calculated billings were achieved at 116.0% of the target performance level and our revenue was achieved at 101.7% of the target performance level, resulting in 150% of the calculated billings attainment and 108.5% of the revenue attainment and corresponding to the following attainment:

Named Executive Officer	Performance Stock Unit Award (Target number of units)	Calculated Billings Performance Measure (Units Earned)	Revenue Performance Measure (Units Earned)	Performance Stock Unit Award (Total Units awarded)
Mr. Chaudhry	150,000	112,500	81,375	193,875
Mr. Rajic	23,182	17,386	12,576	29,962

Following certification of our achievement against the applicable performance metrics, 100% of the units earned by Messrs. Chaudhry and Rajic vested on September 15, 2021. Each unit earned pursuant to a Fiscal 2021 PSU Award was to be settled for one share of our common stock.

The equity awards granted to our Named Executive Officers in fiscal 2021 are set forth in the “Fiscal 2021 Summary Compensation Table” and the “Fiscal 2021 Grants of Plan-Based Awards Table” below.

**Health and Welfare Benefits**

Our Named Executive Officers are eligible to receive the same employee benefits that are generally available to all employees, subject to the satisfaction of certain eligibility requirements. These benefits include medical, dental, and vision insurance, business travel insurance, an employee assistance program, health and dependent care flexible spending accounts, basic life insurance, accidental death and dismemberment insurance, short-term and long-term disability insurance and reimbursement for mobile phone coverage.

We maintain a tax-qualified retirement plan, or the 401(k) plan, that provides eligible employees, including our Named Executive Officers, with an opportunity to save for retirement on a tax-advantaged basis. Eligible employees are able to participate in the 401(k) Plan as of the first day of the month following the date they meet the plan’s eligibility requirements, and participants are able to defer up to 100% of their eligible compensation subject to applicable annual limits as set under the Internal Revenue Code. All participants’ interests in their deferrals are 100% vested when contributed. During fiscal 2020, we began making employer matching contributions to the 401(k) plan in an amount of up to \$2,000 annually on a dollar for dollar basis.



The 401(k) Plan is intended to be qualified under Section 401(a) of the Internal Revenue Code with the plan's related trust intended to be tax-exempt under Section 501(a) of the Internal Revenue Code. As a tax-qualified retirement plan, contributions to our 401(k) Plan and earnings on those contributions are not taxable to our employees until distributed from the plan.

We design our employee benefits programs to be affordable and competitive in relation to the market as well as compliant with applicable laws and practices. We adjust our employee benefits programs as needed based upon regular monitoring of applicable laws and practices and the competitive market.

### **Perquisites and Other Personal Benefits**

Currently, we do not view perquisites or other personal benefits as a significant component of our executive compensation program. Accordingly, we do not provide significant perquisites or other personal benefits to our Named Executive Officers, except as generally made available to our employees or in situations where we believe it is appropriate to assist an individual in the performance of his or her duties, to make him or her more efficient and effective, and for recruitment and retention purposes. During fiscal 2021, none of our Named Executive Officers received perquisites or other personal benefits that were, in the aggregate, \$10,000 or more for any individual.

We have in the past and may in the future, we may provide perquisites or other personal benefits in limited circumstances, such as those described in the preceding paragraph. All future practices with respect to perquisites or other personal benefits will be approved and subject to periodic review by the compensation committee.

### **EMPLOYMENT ARRANGEMENTS**

We entered into written employment agreement with our CEO and employment offer letters with our other Named Executive Officers in connection with their employment with us. We believe that these arrangements were necessary to induce these individuals to forego other employment opportunities or leave their then-current employer for the uncertainty of a demanding position in a new and unfamiliar organization.

In filling each of our executive positions, our board of directors or the compensation committee, as applicable, recognized that it would need to develop competitive compensation packages to attract qualified candidates in a dynamic labor market. At the same time, our board of directors and the compensation committee were sensitive to the need to integrate new executive officers into the executive compensation structure that we were seeking to develop, balancing both competitive and internal equity considerations.

Each of these arrangements provides for "at will" employment (meaning that either we or the executive officer may terminate the employment relationship at any time without cause) and sets forth the initial compensation arrangements for the executive officer, including their base salary, target annual cash bonus opportunity (expressed as fixed amount or as a percentage of his or her base salary), participation in our employee benefit programs, eligibility for future equity awards, and reimbursement for all reasonable and necessary business expenses.

In addition, in the case of our Named Executive Officers, their employment offer letters and other agreements provide that the executive officer will be eligible to receive certain severance payments and benefits in connection with certain terminations of employment. These post-employment compensation arrangements are discussed in "Post-Employment Compensation" below.

For detailed descriptions of the employment arrangements with our Named Executive Officers, see "*Potential Payments upon Termination or Change in Control*" below.

### **POST-EMPLOYMENT COMPENSATION**

The employment offer letters with certain of our Named Executive Officers provide them with certain protection in the event of their termination of employment other than for "cause," death, or "disability" (as such terms are defined in the employment offer letters). In addition, our Named Executive Officers, are participants in our Change of Control and Severance Policy, or the Change in Control Policy, which provides for certain protections in the event of a termination of employment in connection with a change in control of the Company.



We believe that these protections were necessary to induce these individuals to leave their former employment for the uncertainty of a demanding position in a new and unfamiliar organization and help from a retention standpoint and to retain their services on an ongoing basis. We also believe that these arrangements provided by the Change in Control Policy help maintain the continued focus and dedication of our Named Executive Officers to their assigned duties to maximize stockholder value if there is a potential transaction that could involve a change in control of the Company.

These arrangements provide reasonable compensation to a Named Executive Officer if he or she leaves our employ under certain circumstances to facilitate his or her transition to new employment. Further, in some instances we seek to mitigate any potential employer liability and avoid future disputes or litigation by conditioning post-employment compensation and benefits on a departing Named Executive Officer signing a separation and release agreement acceptable to us.

Under the Change in Control Policy, all payments and benefits in the event of a change in control of the Company are payable only if there is a subsequent loss of employment by a Named Executive Officer (a so-called “double-trigger” arrangement). In the case of the acceleration of vesting of outstanding equity awards, we use this double-trigger arrangement to protect against the loss of retention value following a change in control of the Company and to avoid windfalls, both of which could occur if vesting of either equity or cash-based awards accelerated automatically as a result of the transaction.

In the event of a change in control of the Company, to the extent Section 280G or 4999 of the Internal Revenue Code is applicable to a Named Executive Officer, such individual is entitled to receive either:

- payment of the full amounts specified in the policy to which he or she is entitled; or
- payment of such lesser amount that does not trigger the excise tax imposed by Section 4999, whichever results in him or her receiving a higher amount after taking into account all federal, state, and local income, excise and employment taxes.

We do not use excise tax payments (or “gross-ups”) relating to a change in control of the Company and have no such obligations in place with respect to any of our Named Executive Officers.

We believe that having in place reasonable and competitive post-employment compensation arrangements, including in the event of a change in control of the Company, are essential to attracting and retaining highly-qualified executive officers. The compensation committee does not consider the specific amounts payable under the post-employment compensation arrangements when determining the annual compensation for our Named Executive Officers. We do believe, however, that these arrangements are necessary to offer compensation packages that are competitive.

For detailed descriptions of the post-employment compensation arrangements with our Named Executive Officers, as well as an estimate of the potential payments and benefits payable under these arrangements, see “*Potential Payments upon Termination or Change in Control*” below.

## **OTHER COMPENSATION POLICIES**

### **Hedging and Pledging Prohibitions**

Under our Insider Trading Policy, our employees (including officers) and members of our board of directors are prohibited from making short-sales and engaging in transactions in publicly-traded options, such as puts and calls, and other derivative securities with respect to our securities. This latter prohibition extends to any hedging or similar transaction designed to decrease the risks associated with holding our securities. In addition, under our Insider Trading Policy, our employees and members of our board of directors are prohibited from using our securities as collateral for a loan or holding our securities in a margin account.

## **TAX AND ACCOUNTING CONSIDERATIONS**

The compensation committee takes the applicable tax and accounting requirements into consideration in designing and overseeing our executive compensation program.



### **Deductibility of Executive Compensation**

Section 162(m) of the Internal Revenue Code generally places a \$1 million limit on the amount of compensation a public company can deduct in any one year for certain executive officers. While our compensation committee considers tax deductibility as one factor in determining executive compensation, our compensation committee also looks at other factors in making its decisions, as noted above, and retains the flexibility to award compensation that it determines to be consistent with the goals of our executive compensation program even if the awards are not deductible by us for tax purposes.

### **Taxation of “Parachute” Payments**

Sections 280G and 4999 of the Internal Revenue Code provide that executive officers and directors who hold significant equity interests and certain other service providers may be subject to significant additional taxes if they receive payments or benefits in connection with a change in control of the company that exceeds certain prescribed limits, and that the company (or a successor) may forfeit a deduction on the amounts subject to this additional tax. We have not agreed to provide any executive officer, including any Named Executive Officer, with a “gross-up” or other reimbursement payment for any tax liability that the executive officer might owe as a result of the application of Sections 280G or 4999 of the Internal Revenue Code.

### **Section 409A of the Internal Revenue Code**

Section 409A of the Internal Revenue Code imposes additional significant taxes in the event that an executive officer, director or service provider receives “deferred compensation” that does not satisfy the requirements of Section 409A of the Internal Revenue Code. Although we do not maintain a traditional nonqualified deferred compensation plan for our executive officers, Section 409A of the Internal Revenue Code does apply to certain severance arrangements, bonus arrangements and equity awards, and we have structured all such arrangements and awards in a manner to either avoid or comply with the applicable requirements of Section 409A of the Internal Revenue Code.

### **Accounting for Stock-Based Compensation**

The compensation committee takes accounting considerations into account in designing compensation plans and arrangements for our executive officers and other employees. Chief among these is Financial Accounting Standards Board Accounting Standards Codification Topic 718 (“ASC Topic 718”), the standard which governs the accounting treatment of certain stock-based compensation. Among other things, ASC Topic 718 requires us to record a compensation expense in our income statement for all equity awards granted to our executive officers and other employees. This compensation expense is based on the grant date “fair value” of the equity award and, in most cases, will be recognized ratably over the award’s requisite service period (which, generally, will correspond to the award’s vesting schedule). This compensation expense is also reported in the compensation tables below, even though recipients may never realize any value from their equity awards.

### **EMPLOYMENT OFFER LETTER WITH REMO CANESSA**

Under Mr. Canessa’s employment offer letter, if we terminate Mr. Canessa’s employment with us other than for “cause,” death or “disability” outside of the period beginning on a “change of control” (as such terms are defined in the Severance Policy) and ending 12 months following the change of control, he will be entitled to receive (i) accelerated vesting as to the number of unvested shares subject to equity awards that otherwise would have vested during the 6 months following the date his employment with us terminates had he remained employed with us through such time; (2) extension of the period of time in which he has to exercise his vested options until the date that is 12 months following his termination date, subject to earlier termination on a change in control (or similar transaction) pursuant to the terms of the equity plan under which the options are granted; and (3) severance pay at a rate equal to 100% of his base salary, as then in effect, for a period of 6 months following the date of such termination, payable in accordance with our normal payroll practices.

To receive the severance benefits upon a qualifying termination, Mr. Canessa must sign and not revoke a release of claims within the time specified in his employment offer letter.



### EMPLOYMENT OFFER LETTER WITH DALI RAJIC

Under Mr. Rajic's employment offer letter, if we terminate Mr. Rajic's employment with us other than for "cause" or he resigns for "good reason", outside of the "change of control period" (as such terms are defined in the employment offer letter), he will be entitled to receive (i) severance pay at a rate equal to 100% of his base salary, as then in effect (less applicable withholding) for a period of six months following the date of such termination; (ii) extension of the period of time in which he will have to exercise his vested options to purchase our common stock subject to the Option until the date that is 12 months following his termination date, subject to earlier termination on a change in control (or similar transaction) pursuant to the terms of the equity plan under which the options were granted; (iii) any unvested Buyout RSU Grant 1 shares will vest; and (iv) if such termination occurs prior to the two year anniversary of his employment hire date, the Buyout RSU Grant 2, the New Hire RSU Grant and the Option will vest as to shares that would have vested had Mr. Rajic remained employed for six months after his termination date. Further, If Mr. Rajic is subject to a "qualifying termination" (as defined in the employment offer letter), he will be entitled to an extension of the period of time in which he will have to exercise his vested options to purchase our common stock subject to the Option until the date that is 12 months following his termination date, subject to earlier termination on a change in control (or similar transaction) pursuant to the terms of the equity plan under which the options were granted.

To receive the severance benefits upon a qualifying termination, Mr. Rajic must sign and not revoke a release of claims within the time specified in his employment offer letter

### EMPLOYMENT OFFER LETTER WITH ROBERT SCHLOSSMAN

Under Mr. Schlossman's employment offer letter, if we terminate Mr. Schlossman's employment with us other than for "cause" or he resigns for "good reason", without a "change of control" (as such terms are defined in the employment offer letter), he will be entitled to receive continuing severance pay at a rate equal to 100% of his base salary, as then in effect, for a period of 3 months from the date of such termination, to be paid periodically in accordance with the Company's normal payroll practices.

To receive the severance benefits upon a qualifying termination, Mr. Schlossman must sign and not revoke a release of claims within the time specified in his employment offer letter.

### Change of Control and Severance Policy

Our board of directors adopted a Change of Control and Severance Policy, or the Severance Policy. Each of our current executive officers is a participant in the Severance Policy. Under the Severance Policy, if we terminate a participant other than for "cause," death or "disability" or the Named Executive Officer resigns for "good reason" during the period beginning on a "change of control" (as such terms are defined in the Severance Policy) and ending 12 months following the change of control (which we refer to as the change of control period), such Named Executive Officer will be eligible to receive the following severance benefits:

- 100% of the then-unvested shares subject to his then-outstanding equity awards will become vested and exercisable, and in the case of equity awards with performance-based vesting, all performance goals and other vesting criteria will be deemed achieved at the specified percentage of target levels;
- a lump-sum payment equal to 100% of the greatest of (i) a participant's annual base salary as in effect immediately prior to his termination, (ii) if the termination is a resignation for good reason based on a material reduction in base salary, a participant's annual base salary as in effect immediately prior to such reduction, or (iii) a participant's annual base salary as in effect immediately prior to the change of control;
- a lump-sum payment equal to (i) 100% of a participant's target annual bonus for the fiscal year in which the termination occurs plus (ii) a pro-rated portion of such target annual bonus reduced by any bonus payments made during such fiscal year; and
- a lump-sum health benefit severance payment of \$36,000.



To receive the severance benefits upon a qualifying termination, a Named Executive Officer must sign and not revoke a release of claims within the time specified in the Severance Policy. If we discover after a Named Executive Officer receives severance benefits that grounds for terminating him for cause existed, such Named Executive Officer will not receive any further severance benefits under the Severance Policy, and to the extent permitted by law, the Named Executive Officer will be required to repay to us any severance payments and benefits (or gain derived from such payments and benefits) he received under the Severance Policy.

## **Fiscal Year 2018 Equity Incentive Plan and 2007 Stock Plan**

Our Fiscal Year 2018 Equity Incentive Plan (the “2018 Plan”) provides that in the event of a merger or change in control, as defined under our 2018 Plan, each outstanding award will be treated as the administrator determines, without a participant’s consent. The administrator is not required to treat all awards or participants similarly.

In the event that a successor corporation or its parent or subsidiary does not assume or substitute an equivalent award for any outstanding award, then such award will fully vest, all restrictions on such award will lapse, all performance goals or other vesting criteria applicable to such award will be deemed achieved at 100% of target levels and all other terms and conditions met and such award will become fully exercisable, if applicable. If an option or stock appreciation right is not assumed or substituted, the administrator will notify the participant in writing or electronically that such option or stock appreciation right will be exercisable for a period of time determined by the administrator in its sole discretion and the option or stock appreciation right will terminate upon the expiration of such period.

In the event of a change in control, with respect to awards granted to an outside director, his or her options and stock appreciation rights, if any, will vest fully and become immediately exercisable, all restrictions on his or her restricted stock and restricted stock units will lapse and all performance goals or other vesting requirements for his or her performance shares and units will be deemed achieved at 100% of target levels, and all other terms and conditions met.

Our 2007 Plan provides that, in the event of a merger or change in control, as defined under our 2007 Plan, each outstanding award may be assumed or substituted for an equivalent award. In the event that awards are not assumed or substituted for, then the vesting of outstanding awards will be accelerated, and stock options will become exercisable in full prior to such transaction. In addition, if an option is not assumed or substituted in the event of a merger or change in control, the administrator will notify the participant that such award will be fully vested and exercisable for a specified period prior to the transaction, and such award will terminate upon the expiration of such period for no consideration, unless otherwise determined by the administrator.



## Fiscal 2021 Summary Compensation Table

The following table presents information regarding the compensation awarded to, earned by and paid to each individual who served as one of our Named Executive Officers during fiscal 2021, fiscal 2020 and fiscal 2019.

Name and Principal Position	Year	Salary (\$)	Bonus (\$)	Stock Awards (\$) <sup>(1)</sup>	Option Awards (\$) <sup>(5)</sup>	Non-Equity Incentive Plan Compensation (\$)	All Other Compensation (\$)	Total (\$)
<b>Jay Chaudhry</b> President and Chief Executive Officer	2021	23,660	—	19,975,500 <sup>(2)</sup>	—	—	—	19,999,160
	2020	23,660	—	6,597,000 <sup>(3)</sup>	—	—	—	6,620,660
	2019	23,660	—	5,556,000 <sup>(4)</sup>	—	—	—	5,579,660
<b>Remo Canessa</b> Chief Financial Officer	2021	375,000	—	2,719,670 <sup>(2)</sup>	—	347,117	—	3,441,786
	2020	350,000	—	7,397,664 <sup>(3)</sup>	—	289,156	—	8,036,820
	2019	300,000	—	3,125,250 <sup>(4)</sup>	—	—	—	3,425,250
<b>Amit Sinha, Ph.D.</b> President of Research and Development, Chief Technology Officer	2021	375,000	—	5,439,142 <sup>(2)</sup>	—	347,117	—	6,161,259
	2020	350,000	—	9,936,247 <sup>(3)</sup>	—	289,156	—	10,575,403
	2019	300,000	—	6,945,000 <sup>(4)</sup>	—	—	—	7,245,000
<b>Dali Rajic<sup>(6)</sup></b> President Go-To-Market and Chief Revenue Officer	2021	400,000	—	8,526,289 <sup>(2)</sup>	—	525,075	—	9,451,364
	2020	356,667	—	19,625,876 <sup>(3)</sup>	3,414,630	368,308	—	23,765,481
<b>Robert Schlossman</b> Chief Legal Officer	2021	325,000	—	2,175,736 <sup>(2)</sup>	—	229,453	—	2,730,189
	2020	315,000	—	4,454,791 <sup>(3)</sup>	—	173,494	—	4,943,285
	2019	275,000	—	3,472,500 <sup>(4)</sup>	—	—	—	3,747,500

- (1) The amounts reported represent the grant date fair value of the awards granted to the Named Executive Officers during the respective fiscal years as computed in accordance with FASB ASC Topic 718. The assumptions used in calculating the grant date fair value of the awards reported in this column are set forth in Note 13 to our audited consolidated financial statements included in our Annual Report on Form 10-K for our fiscal year ended July 31, 2021.
- (2) The awards for fiscal 2021 are comprised of (i) time-based RSU and (ii) PSU awards. The amounts shown in respect of the PSUs represent the grant date fair value based on the probable outcome of the fiscal year 2021 performance condition as of the grant date. The grant date fair value of the PSU awards granted in fiscal 2021 assuming achievement of the maximum level of performance are: Mr. Chaudhry, \$29,963,250; and Mr. Rajic \$4,630,720. These amounts do not necessarily correspond to the actual value recognized by the Named Executive Officers. For example, PSUs were earned at 129.25% of target for fiscal 2021.
- (3) The awards for fiscal 2020 are comprised of (i) time-based RSU and (ii) PSU awards. The amounts shown in respect of the PSUs represent the grant date fair value of the second tranche of the PSU award that was granted in October 2018 based upon the probable outcome of the fiscal 2021 performance conditions as of the grant date. The grant date fair value of the PSU awards granted in fiscal year 2020 assuming achievement of the maximum level of performance are: Mr. Chaudhry, \$9,895,500; Mr. Canessa, \$1,855,428; Dr. Sinha \$4,123,125; Mr. Rajic \$1,529,317; and Mr. Schlossman \$2,061,563. These amounts do not necessarily correspond to the actual value recognized by the Named Executive Officers. For example, PSUs were earned at 105.2% of target for fiscal 2020.
- (4) The awards for fiscal year 2019 are comprised of (i) time-based RSU and (ii) PSU awards. The amounts shown in respect of the PSUs represent the grant date fair value of the first of multiple tranches of the PSU award that was granted in October 2018 based upon the probable outcome of the fiscal year 2019 performance condition as of the grant date. The grant date fair value of the PSU awards granted in fiscal 2019 assuming achievement of the maximum level of performance are: Mr. Chaudhry, \$8,334,000; Mr. Canessa \$1,562,625; Dr. Sinha \$3,472,500; and Mr. Schlossman \$1,736,250. These amounts do not necessarily correspond to the actual value recognized by the Named Executive Officers. For example, no PSUs were earned for fiscal 2019.
- (5) The amounts reported represent the aggregate grant date fair value of the stock options granted to our Named Executive Officers, calculated in accordance with ASC Topic 718. The assumptions used in calculating the grant date fair value of the awards reported in this column are set forth in Note 13 to our audited consolidated financial statements included in our Annual Report on Form 10-K for our fiscal year ended July 31, 2020. These amounts do not necessarily correspond to the actual value recognized by the Named Executive Officers.
- (6) Mr. Rajic was hired as an executive officer in fiscal 2020.





## Fiscal 2021 Grants of Plan-Based Awards Table

The following table sets forth certain information with respect to all plan-based awards granted to our Named Executive Officers during fiscal 2021.

Name	Grant Date	Estimated Possible Payouts under Non-Equity Incentive Plan Awards <sup>(1)</sup>			Estimated Possible Payouts under Equity Incentive Plan Awards <sup>(2)</sup>			All Other Stock Awards: Number of shares of Stock or Units (#)	Exercise Price of Option Awards (\$)	Grant Date Fair Value of Stock and Options Awards (\$) <sup>(3)</sup>
		Threshold (\$)	Target (\$)	Maximum (\$)	Threshold (#)	Target (#)	Maximum (#)			
Jay Chaudhry	09/08/2020	–	–	–	–	150,000	225,000	–	–	19,975,500
Remo Canessa	09/08/2020	–	250,000	375,000	–	–	–	–	–	–
	04/13/2021	–	–	–	–	–	–	13,830 <sup>(4)</sup>	–	2,719,670
Amit Sinha, Ph.D.	09/08/2020	–	250,000	375,000	–	–	–	–	–	–
	04/13/2021	–	–	–	–	–	–	27,659 <sup>(4)</sup>	–	5,439,142
Dalibor Rajic	09/08/2020	–	400,000	600,000	–	–	–	–	–	–
	09/08/2020	–	–	–	–	23,182	34,773	–	–	3,087,147
	04/13/2021	–	–	–	–	–	–	27,659 <sup>(4)</sup>	–	5,439,142
Robert Schlossman	09/08/2020	–	165,000	247,500	–	–	–	–	–	–
	04/13/2021	–	–	–	–	–	–	11,064 <sup>(4)</sup>	–	2,175,736

- (1) These amounts reflect the fiscal 2021 target cash bonus amounts for each of our Named Executive Officers under our Incentive Compensation Plan. Mr. Chaudhry did not participate in the Incentive Compensation Plan. There are no threshold bonus amounts under the Incentive Compensation Plan. As set forth in the Summary Compensation Table, bonuses were earned for fiscal 2021 at a combined 139% of target. As such, the amounts set forth do not represent actual compensation earned or earnable by the Named Executive Officers for fiscal 2021. For a description of the Incentive Compensation Plan, see "Compensation Discussion and Analysis – Annual Cash Bonuses" above.
- (2) These amounts reflect PSUs for the 2021 fiscal year performance period for which performance metrics were established during the 2021 fiscal year under our 2018 Equity Incentive Plan. The PSUs were eligible to be earned based on the achievement of 2021 fiscal year revenue and calculated billing targets established by the compensation committee. There were no threshold amounts for the 2021 fiscal year performance period. The amounts set forth do not represent actual compensation earned or earnable by the Named Executive Officers for fiscal 2021. For a description of the fiscal 2021 PSU program, see "Compensation Discussion and Analysis – Long-Term Incentive Compensation" above.
- (3) The amounts reported represent the aggregate grant date fair value of the stock awards granted to our Named Executive Officers in fiscal 2021, calculated in accordance with ASC Topic 718. The assumptions used in calculating the grant date fair value are set forth in the notes to our consolidated financial statements included in the Annual Report. These amounts do not necessarily correspond to the actual value recognized by the Named Executive Officers.
- (4) The RSUs vest as follows: (i) 10% of the RSUs vest in four equal quarterly installments beginning on December 15, 2022, (ii) 40% of the RSUs vest in eight equal installments beginning on December 15, 2023 and (iii) 50% of the RSUs vest in eight equal installments beginning on December 15, 2025.



## Fiscal 2021 Outstanding Equity Awards at Fiscal Year End Table

The following table provides information regarding outstanding equity awards held by our Named Executive Officers as of July 31, 2021.

Name	Grant Date	Option Awards				Stock Awards			
		Number of Securities Underlying Unexercised Options Exercisable (#)	Number of Securities Underlying Unexercised Options Unexercisable (#)	Option Exercise Price (\$)	Option Expiration Date	Number of Shares or Units of Stock That Have Not Vested (#)	Market Value of Shares or Units of Stock That Have Not Vested (\$) <sup>(1)</sup>	Equity Incentive Plan Awards: Number of Unearned Shares or Units That Have Not Vested (#)	Equity Incentive Plan Awards: Market Value of Unearned Shares or Units or That Have Not Vested (\$)
Jay Chaudhry	10/05/2018 (2)	—	—	—	—	—	—	150,000	35,386,500
	09/08/2020 (3)	—	—	—	—	150,000	35,386,500	—	—
Remo Canessa	10/05/2018 (4)	—	—	—	—	45,704	10,782,031	—	—
	10/31/2019 (4)	—	—	—	—	24,041	5,671,512	—	—
	06/02/2020 (4)	—	—	—	—	47,147	11,122,449	—	—
	06/02/2020 (5)	—	—	—	—	—	—	38,685	9,126,178
	04/13/2021 (6)	—	—	—	—	13,830	3,262,635	—	—
Amit Sinha, Ph.D.	04/06/2017 (7)	50,558	27,775	5.93	4/6/2024	—	—	—	—
	10/05/2018 (8)	—	—	—	—	85,939	20,273,870	—	—
	10/31/2019 (4)	—	—	—	—	53,424	12,603,256	—	—
	06/02/2020 (4)	—	—	—	—	55,005	12,976,230	—	—
	06/02/2020 (5)	—	—	—	—	—	—	67,698	15,970,635
	04/13/2021 (6)	—	—	—	—	27,659	6,525,035	—	—
Dalibor Rajic	09/12/2019 (9)	36,776	81,250	49.59	9/12/2029	—	—	—	—
	10/31/2019 (2)	—	—	—	—	—	—	23,182	5,468,866
	10/31/2019 (10)	—	—	—	—	—	—	23,182	5,468,866
	10/31/2019 (11)	—	—	—	—	121,705	28,711,427	—	—
	06/02/2020 (4)	—	—	—	—	55,005	12,976,230	—	—
	06/02/2020 (5)	—	—	—	—	—	—	67,698	15,970,635
	09/08/2020 (3)	—	—	—	—	23,182	5,468,866	—	—
	04/13/2021 (6)	—	—	—	—	27,659	6,525,035	—	—
Robert Schlossman	01/15/2016 (12)	32,000	—	4.40	1/15/2023	—	—	—	—
	10/05/2018 (8)	—	—	—	—	42,970	10,137,053	—	—
	10/31/2019 (4)	—	—	—	—	26,713	6,301,864	—	—
	06/02/2020 (4)	—	—	—	—	23,574	5,561,342	—	—
	06/02/2020 (5)	—	—	—	—	—	—	29,014	6,844,693
	04/13/2021 (6)	—	—	—	—	11,064	2,610,108	—	—



## ■ EXECUTIVE COMPENSATION

- (1) This column represents the market value of the shares underlying the RSUs or PSUs, as applicable, as of July 31, 2021, based on the closing price of our common stock, as reported on NASDAQ, of \$235.91 per share on July 30, 2021.
- (2) Upon achievement of specified performance metrics, earned PSUs vest on September 15, 2022, or the first quarterly vesting date after achievement has been certified. Because the performance metrics for this award had not been determined in FY 2021 (and hence, no grant date fair value could be determined), it was not included in the summary compensation table or grants of plan-based awards table above. Amounts reported are at 100% target level of achievement, with maximum achievement paying out at 150%.
- (3) Upon achievement of specified performance metrics, earned PSUs vest on September 15, 2021, or the first quarterly vesting date after achievement has been certified. Amounts reported reflect achievement at target. PSUs were achieved at 129.25% of target in fiscal 2021.
- (4) The remaining RSUs vest in 13 equal quarterly installments through September 15, 2024.
- (5) Upon achievement of specified performance metrics, earned PSUs vest 25% on September 15, 2022 or the first quarterly vesting date after achievement has been certified and the remaining 75% vest in 12 equal quarterly installments beginning on December 15, 2022. Because the performance metrics for this award had not been determined in fiscal 2021 (and hence, no grant date fair value could be determined), it was not included in the summary compensation table or grants of plan-based awards table above. Amounts reported are at 100% target level of achievement, with maximum achievement paying out at 125%.
- (6) The RSUs vest as follows: (i) 10% of the RSUs vest in four equal quarterly installments beginning on December 15, 2022, (ii) 40% of the RSUs vest in eight equal installments beginning on December 15, 2023 and (iii) 50% of the RSUs vest in eight equal installments beginning on December 15, 2025.
- (7) One-fourth of the shares subject to the option vested on November 1, 2018 and 1/48 of the shares vest monthly thereafter.
- (8) The remaining RSUs vest as follows: (i) 41% of RSUs vest in 9 equal quarterly installments through September 15, 2023 and (ii) 59% of RSUs vest in 13 equal quarterly installments through September 15, 2024.
- (9) One-fourth of the shares subject to the option vested on September 10, 2020 and 1/48th of the shares vest monthly thereafter.
- (10) Upon achievement of specified performance metrics, earned PSUs vest on September 15, 2023, or the first quarterly vesting date after achievement has been certified. Because the performance metrics for this award had not been determined in fiscal 2021 (and hence, no grant date fair value could be determined), it was not included in the summary compensation table or grants of plan-based awards table above. Amounts reported are at 100% target level of achievement, with maximum achievement paying out at 150%.
- (11) The RSUs vest as follows: (i) 23,182 RSUs vest on September 15, 2021, (ii) 46,364 RSUs vest in two equal biannual installments beginning on March 15, 2022, (iii) 52,159 vest in 9 equal quarterly installments through September 15, 2023.
- (12) One-fourth of the shares subject to the option vested on January 14, 2017 and 1/48 of the shares vest monthly thereafter.



## Fiscal 2021 Option Exercises and Stock Vested Table

The following table presents, for each of our Named Executive Officers, the shares of our common stock that were acquired upon the exercise of stock options and the related value realized upon exercise during fiscal 2021.

Name	Option Awards		Stock Awards	
	Number of Shares Acquired on Exercise (#)	Value Realized on Exercise (\$) <sup>(1)</sup>	Number of Shares Acquired on Vesting (#)	Value Realized on Vesting (\$) <sup>(2)</sup>
Jay Chaudhry	—	—	157,810	20,931,918
Remo Canessa	200,000	31,070,055	26,975	5,151,339
Amit Sinha, Ph.D.	105,000	20,408,535	52,366	9,772,278
Dalibor Rajic	31,974	5,048,055	119,378	18,785,609
Robert Schlossman	61,000	8,135,965	25,276	4,712,978

(1) The value realized on exercise is pre-tax and represents the difference between the market price of our common stock on the date of exercise less the option exercise price paid for those shares, multiplied by the number of shares for which the option was exercised.

(2) The value realized on vesting is calculated as the number of vested shares multiplied by the closing market price of our common stock on the vesting date.

## Potential Payments Upon Termination or Change in Control

The tables below quantify (i) the potential payments to Messrs. Canessa, Rajic and Schlossman under the terms of the Severance Policy in the event of a qualifying termination of employment that is not in connection with a change in control of the Company and (ii) the potential payments to our Named Executive Officers under the terms of the Severance Policy in the event of a qualifying termination of employment in connection with a change in control of the Company. The amounts shown assume that the change in control and/or termination of employment occurred on July 31, 2021, the last business day of fiscal 2021. The values reflected also assume that the payments and benefits to our Named Executive Officers are not reduced by virtue of the provision in the Severance Policy relating to Sections 280G and 4999 of the Code.

### Potential Payments Upon Termination Not in Connection with a Change in Control

Named Executive Officer	Salary Severance (\$)	Value of Accelerated Equity Awards		Total (\$)
		Restricted Stock Units (\$) <sup>(1)</sup>	Options (\$) <sup>(2)</sup>	
Mr. Canessa	187,500	3,369,267	—	3,556,767
Mr. Rajic	200,000	8,203,063	3,493,500	11,896,563
Mr. Schlossman	81,250	—	—	81,250

(1) These amounts reflect the aggregate market value of the unvested shares of our common stock underlying outstanding restricted stock unit awards. The aggregate market value is equal to the product obtained by multiplying (i) the number of unvested shares of our common stock subject to outstanding restricted stock unit awards as of July 31, 2021, by (ii) \$235.91 (the closing market price of our common stock on Nasdaq on July 30, 2021, the last trading day in the fiscal year ended July 31, 2021).

(2) These amounts reflect the aggregate market value of the unvested shares of our common stock underlying outstanding options. The aggregate market value is equal to (i) the product obtained by multiplying (x) the number of unvested shares of our common stock subject to vesting of outstanding options as of July 31, 2021, by (y) \$235.91 (the closing market price of our common stock on Nasdaq on July 30, 2021, the last trading day in the fiscal year ended July 31, 2021), minus (ii) the aggregate exercise price for such unvested shares.



**Potential Payments Upon Termination in Connection with a Change in Control**

Named Executive Officer	Salary Severance (\$)	Bonus Severance (\$)	Value of Accelerated Equity Awards		Health Benefit Severance Payments (\$)	Total (\$)
			Restricted Stock Units (\$) <sup>(1)</sup>	Options (\$) <sup>(2)</sup>		
Mr. Chaudhry	23,660	—	70,773,000	—	36,000	70,832,660
Mr. Canessa	375,000	328,280	39,964,805	—	36,000	40,704,086
Dr. Sinha	375,000	328,281	68,349,025	6,387,833	36,000	75,476,139
Mr. Rajic	400,000	414,925	80,589,923	15,138,500	36,000	96,579,348
Mr. Schlossman	325,000	216,666	31,455,060	—	36,000	32,032,726

- (1) These amounts reflect the aggregate market value of the unvested shares of our common stock underlying outstanding restricted stock unit awards. The aggregate market value is equal to the product obtained by multiplying (i) the number of unvested shares of our common stock subject to outstanding restricted stock unit awards as of July 31, 2021, by (ii) \$235.91 (the closing market price of our common stock on the Nasdaq Global Select Market on July 30, 2021, the last trading day in the fiscal year ended July 31, 2021). For performance-based restricted stock unit awards, the assumed number of unvested shares is equal to the target number of shares subject to such award.
- (2) These amounts reflect the aggregate market value of the unvested shares of our common stock underlying outstanding options. The aggregate market value is equal to (i) the product obtained by multiplying (x) the number of unvested shares of our common stock subject to outstanding options as of July 31, 2021, by (y) \$235.91 (the closing market price of our common stock on the Nasdaq Global Select Market on July 30, 2021, the last trading day in the fiscal year ended July 31, 2021), minus (ii) the aggregate exercise price for such unvested shares.



## Equity Compensation Plan Information

The following table provides information as of July 31, 2021 with respect to shares of our common stock that may be issued under our existing equity compensation plans.

Plan Category	Number of Securities to be Issued upon Exercise of Outstanding Options, Restricted Stock Units and Rights (#)	Weighted Average Exercise Price of Outstanding Options and Rights (\$)	Number of Securities Remaining Available for Future Issuance Under Equity Compensation Plans (Excluding Securities Reflected in the First Column) (#)
<b>Equity compensation plans approved by security holders</b>	—	—	—
2007 Stock Plan <sup>(1)</sup>	2,475,911	8.46	—
Fiscal Year 2018 Equity Incentive Plan <sup>(2)(3)</sup>	7,890,272	49.35	21,669,107
Fiscal Year 2018 Employee Stock Purchase Plan <sup>(4)</sup>	—	—	3,711,355
<b>Equity compensation plans not approved by security holders</b>	—	—	—
<b>Total</b>	10,366,183	10.87	25,380,462

(1) As a result of the adoption of the 2018 Plan, we no longer grant awards under the 2007 Plan; however, all outstanding options issued pursuant to the 2007 Plan continue to be governed by their existing terms. To the extent that any such awards are forfeited or lapse unexercised or are repurchased, the shares of common stock subject to such awards will become available for issuance under the 2018 Plan.

(2) Our 2018 Plan provides that the number of shares available for issuance under the 2018 Plan will be increased on the first day of each fiscal year, in an amount equal to the least of (i) 12,700,000 shares, (ii) five percent (5%) of the outstanding shares of common stock on the last day of the immediately preceding fiscal year or (iii) such other amount as our board of directors may determine.

(3) Includes (i) all remaining PSUs granted in fiscal 2019 which consists of (x) fiscal 2021 PSUs at the maximum payout (PSUs were paid out for fiscal 2021 at 129.25% resulting in 50,655 above target) and (y) fiscal 2022 PSUs at target (100%), as no metrics had been determined as of fiscal 2021 year-end, and (ii) all remaining PSUs granted in fiscal 2020 which consists of fiscal 2022 and fiscal 2023 PSUs at target (100%), as no metrics had been determined as of fiscal 2021 year-end.

(4) Our Fiscal Year 2018 Employee Stock Purchase Plan (the "ESPP") provides that the number of shares available for issuance under the ESPP will be increased on the first day of each fiscal year, in an amount equal to the least of (i) 2,200,000 shares, (ii) one percent (1%) of the outstanding shares of common stock on the last day of the immediately preceding fiscal year or (iii) such other amount as may be determined by the administrator of the ESPP.

## Compensation Committee Report

The compensation committee has reviewed and discussed the section titled "Executive Compensation" with management. Based on such review and discussion, the compensation committee has recommended to the board of directors that the section titled "Executive Compensation" be included in this Proxy Statement.

Respectfully submitted by the members of the compensation committee of the board of directors:

**Andrew Brown (Chair)**

**Karen Blasing**

**Charles Giancarlo**



# CEO Pay Ratio Disclosure

As required by SEC rules, we are providing the following information about the relationship between the annual total compensation of our Chief Executive Officer and President, Jay Chaudhry (our CEO), and the annual total compensation of our median employee (our “CEO pay ratio”).

For fiscal 2021, the median of the annual total compensation of all employees of our company (other than our CEO) was \$159,900 and the annual total compensation of our CEO was \$19,999,160. Accordingly, the ratio of the annual total compensation of our CEO to the median of the annual total compensation of all employees was approximately 125 to 1. This ratio is higher than the corresponding pay ratio for fiscal 2020 because our CEO’s annual total compensation for fiscal 2021 was higher than in the previous fiscal year, as explained below. This pay ratio is a reasonable estimate calculated in a manner consistent with SEC rules.

We selected July 31, 2021, the last day of our fiscal year, as the determination date for identifying our median employee. As of July 31, 2021, our employee population consisted of approximately 3,153 individuals (other than our CEO) working at our parent company and consolidated subsidiaries both within and outside the United States, which included all employees whether employed on a full-time, part-time, temporary or seasonal basis. We did not include any contractors or other non-employee workers in our employee population.

To identify our median employee, we used a consistently applied compensation measure consisting of the target base salary of our employees for the 12-month period from August 1, 2020 through July 31, 2021. We selected the foregoing compensation element because it represented our principal broad-based compensation element. Payments not made in U.S. dollars were converted to U.S. dollars using the applicable currency exchange rate in effect as of July 31, 2021. We did not make any cost-of-living adjustment.

Using this approach, we selected the individual at the median of our employee population, who was a full-time employee based in the United States. We then calculated annual total compensation for this individual using the same methodology we use for our Named Executive Officers as set forth in our Fiscal 2021 Summary Compensation Table.

With respect to the annual total compensation of our CEO, we used the amount reported in the “Total” column (column (j)) of our Fiscal 2021 Summary Compensation Table in this Proxy Statement. While his base salary remained unchanged at \$23,660, our CEO’s annual total compensation for fiscal 2021 was significantly higher than his annual total compensation for fiscal 2020 because the value of the fiscal 2021 tranche of the performance stock units awarded him in fiscal 2019 increased considerably as a result of our increased stock price. For more information on his Fiscal 2021 PSU Award, see “*Compensation Discussion and Analysis – Long-Term Incentive Compensation – Fiscal 2021 Performance Period PSU Awards*”.

Because SEC rules for identifying the median of the annual total compensation of all employees allow companies to adopt a variety of methodologies, apply certain exclusions, and make reasonable estimates and assumptions that reflect their employee population and compensation practices, the pay ratio reported by other companies may not be comparable to our pay ratio, as other companies have different employee populations and compensation practices and may have used different methodologies, exclusions, estimates and assumptions in calculating their pay ratios. As explained by the SEC when it adopted these rules, the rule was not designed to facilitate comparisons of pay ratios among different companies, even companies within the same industry, but rather to allow stockholders to better understand and assess each particular company’s compensation practices and pay ratio disclosures.



# Security Ownership of Certain Beneficial Owners and Management

The following table sets forth certain information with respect to the beneficial ownership of our common stock as of November 10, 2021 for:

- each person, or group of affiliated persons, who beneficially owned more than 5% of our common stock;
- each of our Named Executive Officers;
- each of our directors and nominees for director; and
- all of our current executive officers and directors as a group.

We have determined beneficial ownership in accordance with the rules of the SEC and the information is not necessarily indicative of beneficial ownership for any other purpose. Unless otherwise indicated below, to our knowledge, the persons and entities named in the table have sole voting and sole investment power with respect to all shares that they beneficially owned, subject to community property laws where applicable.

We have based our calculation of the percentage of beneficial ownership on 140,052,835 shares of our common stock outstanding as of November 10, 2021. We have deemed shares of our common stock subject to stock options that are currently exercisable or exercisable within 60 days of November 10, 2021, to be outstanding and to be beneficially owned by the person holding the stock option for the purpose of computing the percentage ownership of that person. We did not deem these shares outstanding, however, for the purpose of computing the percentage ownership of any other person.

Unless otherwise indicated, the address of each beneficial owner listed in the table below is c/o Zscaler, Inc., 120 Holger Way, San Jose, California 95134.

Name of Beneficial Owner	Number of Shares Beneficially Owned	Percentage of Shares Beneficially Owned
<b>5% Stockholders:</b>		
Ajay Mangal, as trustee <sup>(1)</sup>	29,449,532	21%
<b>Named Executive Officers and Directors:</b>		
Jay Chaudhry <sup>(2)</sup>	26,886,396	19.2%
Remo Canessa <sup>(3)</sup>	174,848	*
Amit Sinha, Ph.D. <sup>(4)</sup>	521,318	*
Dali Rajic <sup>(5)</sup>	151,201	*
Robert Schlossman <sup>(6)</sup>	35,806	*
Karen Blasing <sup>(7)</sup>	142,721	*
Andrew Brown <sup>(8)</sup>	65,965	*
Scott Darling <sup>(9)</sup>	72,430	*
Charles Giancarlo <sup>(10)</sup>	368,263	*





■ SECURITY OWNERSHIP OF CERTAIN BENEFICIAL OWNERS AND MANAGEMENT

Eileen Naughton <sup>(11)</sup>	—	*
David Schneider <sup>(12)</sup>	13,742	*
<b>All current executive officers and directors as a group (11 persons)<sup>(13)</sup></b>	<b>28,432,690</b>	<b>20.3%</b>

\* Represents beneficial ownership of less than one percent (1%) of the outstanding shares of our common stock.

- (1) Consists of (i) 21,566,041 shares held of record by The CJCP Trust for which Mr. Mangal serves as trustee, (ii) 2,627,830 shares held of record by The CKS Trust for the benefit of YPC dated 12/30/2017 for which Mr. Mangal serves as trustee, (iii) 2,627,831 shares held of record by The CKS Trust for the benefit of SRC dated 12/30/2017 for which Mr. Mangal serves as trustee, and (iv) 2,627,830 shares held of record by The CKS Trust for the benefit of SDC dated 12/30/2017 for which Mr. Mangal serves as trustee. The beneficiaries of The CJCP Trust and each of The CKS Trusts are members of Jay Chaudhry's family. The address for The CJCP Trust and The CKS Trust is c/o The Goldman Sachs Trust Company, 200 Bellevue Parkway, Suite 250, Wilmington, Delaware 19809. This information is derived from a Form 4 filed by Ajay Mangal with the SEC on September 15, 2021.
- (2) Consists of (i) 203,745 shares held of record by Mr. Chaudhry, (ii) 2,177,994 shares held of record by Jagtar S Chaudhry TTEE The RSJ Trust U/A DTD 06/07/2017, (iii) 24,497,991 shares held of record by Jyoti Chaudhry TTEE The RSP Trust U/A DTD 06/07/2017 and (iv) 6,666 shares held of record by P. Jyoti Chaudhry Family Trust dated March 1, 2000 for which Surjit Kaur serves as trustee.
- (3) Consists of (i) 165,855 shares held of record by Mr. Canessa, and (ii) 8,993 shares issuable upon vesting of RSUs within 60 days of November 10, 2021.
- (4) Consists of (i) 48,381 shares held of record by Dr. Sinha, (ii) 131,702 shares held of record by the Sinha Revocable Trust dated September 24, 2011 for which Dr. Sinha serves as trustee, (iii) 144,749 shares held of record in trusts for Dr. Sinha's minor children for which Neha and Piyush Kumar serve as co-trustees, (iv) 66,000 shares held of record by the Amit & Deepali Sinha Foundation for which Dr. Sinha and Deepali Sinha serve as trustees, (v) 46,000 shares held of record by the South Dakota Trust Co. LLC TTEE Sinha Family Incentive Trust, (vi) 46,000 shares held of record by the South Dakota Trust Co. LLC TTEE Sinha Education Excellence Trust, (vii) 22,333 shares subject to options exercisable within 60 days of November 10, 2021, all of which are fully vested and (viii) 16,153 shares issuable upon vesting of RSUs within 60 days of November 10, 2021.
- (5) Consists of (i) 88,773 shares held of record by Mr. Rajic, (ii) 52,401 shares subject to options exercisable within 60 days of November 10, 2021, all of which are fully vested and (iii) 10,027 shares issuable upon vesting of RSUs within 60 days of November 10, 2021.
- (6) Consists of (i) 27,966 shares held of record by Mr. Schlossman, (ii) 66 shares held of record by Mr. Schlossman's spouse, and (iii) 7,774 shares issuable upon vesting of RSUs within 60 days of November 10, 2021.
- (7) Consists of (i) 1,471 shares held of record by Ms. Blasing, (ii) 25,624 shares held of record by The Blasing Family Revocable Trust U/A dtd 12/22/2005 for which Ms. Blasing serves as trustee and (iii) 115,334 shares subject to options exercisable within 60 days of November 10, 2021, all of which are fully vested and (iv) 292 shares issuable upon vesting of RSUs within 60 days of November 10, 2021.
- (8) Consists of (i) 17,340 shares held of record by Mr. Brown, (ii) 48,333 shares subject to options exercisable within 60 days of November 10, 2021, all of which are fully vested and (iii) 292 shares issuable upon vesting of RSUs within 60 days of November 10, 2021.
- (9) Consists of (i) 72,138 shares held of record by Mr. Darling and (ii) 292 shares issuable upon vesting of RSUs within 60 days of November 10, 2021.
- (10) Consists of (i) 189,499 shares held of record by Mr. Giancarlo, (ii) 125,000 shares are held of record by The Charles H. & Dianne G. Giancarlo Family Trust U/D/T 11/2/98 for which Mr. Giancarlo serves as trustee, (iii) 26,736 shares held of record by The 2012 Marielle Christina Giancarlo Trust UAD 12/26/12 for which Mr. Giancarlo serves as a trustee, (iv) 26,736 shares held of record by The 2012 Gianna Marie Giancarlo Trust UAD 12/26/12 for which Mr. Giancarlo serves as a trustee and (v) 292 shares issuable upon vesting of RSUs within 60 days of November 10, 2021.
- (11) Ms. Naughton does not hold any shares as of November 10, 2021.
- (12) Consists of (i) 12,582 shares held of record by Mr. Schneider and (ii) 1,160 shares issuable upon vesting of RSUs within 60 days of November 10, 2021.
- (13) Consists of (i) 28,149,014 shares beneficially owned by our current executive officers and directors, (ii) 238,401 shares subject to options exercisable within 60 days of November 10, 2021, and (iii) 45,275 shares issuable upon vesting of RSUs within 60 days of November 10, 2021.



# Related Person Transactions

We describe below transactions and series of similar transactions, since the beginning of our last fiscal year, to which we were a party or will be a party, in which:

- the amounts involved exceeded or will exceed \$120,000; and
- any of our directors, nominees for director, executive officers or beneficial holders of more than 5% of our outstanding capital stock, or any immediate family member of, or person sharing the household with, any of these individuals or entities (each, a related person), had or will have a direct or indirect material interest.

## Investors' Rights Agreement

We are party to an amended and restated investors' rights agreement dated July 24, 2015 which provides, among other things, that certain holders of our capital stock, including entities affiliated with Mr. Chaudhry and his immediate family have the right to demand that we file a registration statement or request that their shares of our capital stock be covered by a registration statement that we are otherwise filing.

## Transactions with Stockholders

From time to time, stockholders, including those that may beneficially own more than 5% of our outstanding capital stock subscribe to, license or otherwise purchase, in the normal course of business, certain of our products and services. These transactions are negotiated on an arm's-length basis and are subject to review under the Company's policies and procedures for related person transactions described below.

## Other Agreements

In addition to the indemnification required in our amended and restated certificate of incorporation and amended and restated bylaws, we have entered into an indemnification agreement with each member of our board of directors and each of our officers. These agreements provide for the indemnification of our directors and officers for certain expenses and liabilities incurred in connection with any action, suit, proceeding or alternative dispute resolution mechanism, or hearing, inquiry or investigation that may lead to the foregoing, to which they are a party, or are threatened to be made a party, by reason of the fact that they are or were a director, officer, employee, agent or fiduciary of the Company, or any of our subsidiaries, by reason of any action or inaction by them while serving as an officer, director, agent or fiduciary, or by reason of the fact that they were serving at our request as a director, officer, employee, agent or fiduciary of another entity. In the case of an action or proceeding by or in the right of the Company or any of our subsidiaries, no indemnification will be provided for any claim where a court determines that the indemnified party is prohibited from receiving indemnification. We believe that these charter and bylaw provisions and indemnification agreements are necessary to attract and retain qualified persons as directors and officers.

We have entered into employment agreements with certain of our executive officers that, among other things, provide for certain severance and change of control benefits. For a description of employment agreements with our Named Executive Officers, see "*Executive Compensation—Executive Employment Agreements.*"

We have granted stock options to our Named Executive Officers, other executive officers and certain of our directors. See "*Executive Compensation—Executive Employment Agreements.*"

Other than as described above, since August 1, 2020, we have not entered into any transactions, nor are there any currently proposed transactions, between us and a related party where the amount involved exceeds, or would exceed, \$120,000, and in which any related person had or will have a direct or indirect material interest.



We believe the terms of the transactions described above were comparable to terms we could have obtained in arm's-length dealings with unrelated third parties.

## Policies and Procedures for Related Party Transactions

We have adopted a formal written policy providing that our executive officers, directors, nominees for election as directors, beneficial owners of more than 5% of any class of our common stock and any member of the immediate family of any of the foregoing persons, is not permitted to enter into a related-party transaction with us without the consent of our audit committee, subject to the exceptions described below.

In approving or rejecting any such proposal, our audit committee is to consider the relevant facts and circumstances available and deemed relevant to our audit committee, including, whether the transaction is on terms no less favorable than terms generally available to an unaffiliated third party under the same or similar circumstances, and the extent of the related party's interest in the transaction. Our audit committee has determined that certain transactions will not require audit committee approval, including certain employment arrangements of executive officers, director compensation, transactions with another company at which a related party's only relationship is as a non-executive employee, director or beneficial owner of less than 10% of that company's shares and the aggregate amount involved does not exceed \$120,000 in any fiscal year, transactions where a related party's interest arises solely from the ownership of our common stock and all holders of our common stock received the same benefit on a pro rata basis and transactions available to all employees generally.



# Other Matters

## Section 16(a) Beneficial Ownership Reporting Compliance

Section 16(a) of the Exchange Act requires that our executive officers and directors, and persons who own more than 10% of our common stock, file reports of ownership and changes of ownership with the SEC. Such directors, executive officers and 10% stockholders are required by SEC regulation to furnish us with copies of all Section 16(a) forms they file.

SEC regulations require us to identify in this Proxy Statement anyone who filed a required report late during the most recent fiscal year. Based on our review of forms we received, or written representations from reporting persons stating that they were not required to file these forms, we believe that during our fiscal year ended July 31, 2021, all Section 16(a) filing requirements were satisfied on a timely basis.

## Fiscal Year 2021 Annual Report and SEC Filings

Our financial statements for our fiscal year ended July 31, 2021 are included in our Annual Report on Form 10-K filed with the SEC on September 16, 2021 (File No. 001-38413). This Proxy Statement and our Annual Report are posted in the Financial Information section of the Investor Relations webpage at <http://ir.zscaler.com> and are available from the SEC at its website at [www.sec.gov](http://www.sec.gov). You may also obtain a copy of our Annual Report without charge by sending a written request to Zscaler, Inc., Attention: Investor Relations, 120 Holger Way, San Jose, California 95134.

## Company Website

We maintain a website at [www.zscaler.com](http://www.zscaler.com). Information contained on, or that can be accessed through, our website is not intended to be incorporated by reference into this Proxy Statement, and references to our website address in this Proxy Statement are inactive textual references only.



# Proposals of Stockholders for Fiscal 2022 Annual Meeting

Stockholders who wish to present proposals for inclusion in the proxy materials to be distributed in connection with next year's annual meeting must submit their proposals so that they are received at Zscaler's principal executive offices no later than July 27, 2022. Pursuant to the rules promulgated by the SEC, simply submitting a proposal does not guarantee that it will be included.

In order to be properly brought before the fiscal 2022 annual meeting of stockholders, a stockholder's notice of a matter the stockholder wishes to present, or the person or persons the stockholder wishes to nominate as a director, must be delivered to the Secretary of Zscaler at its principal executive offices not less than 45 nor more than 75 days before the first anniversary of the date on which Zscaler first mailed its proxy materials or a notice of availability of proxy materials (whichever is earlier) for the preceding year's annual meeting. As a result, any notice given by a stockholder pursuant to these provisions of our bylaws must be received no earlier than September 10, 2022, and no later than October 10, 2022, unless our annual meeting date occurs more than 30 days before or 60 days after January 5, 2023. In that case, we must receive proposals not earlier than the close of business on the 120th day prior to the date of the fiscal 2022 annual meeting and not later than the close of business on the later of the 90th day prior to the date of the annual meeting or the 10th day following the day on which we first make a public announcement of the date of the meeting.

To be in proper form, a stockholder's notice must include the specified information concerning the proposal or nominee as described in our bylaws. A stockholder who wishes to submit a proposal or nomination is encouraged to seek independent counsel about our bylaws and SEC requirements. Zscaler will not consider any proposal or nomination that is not timely or otherwise does not meet the bylaws and SEC requirements for submitting a proposal or nomination.

Notices of intention to present proposals at the fiscal 2021 annual meeting of stockholders must be addressed to: Secretary, Zscaler, Inc., 120 Holger Way, San Jose, California 95134. We reserve the right to reject, rule out of order, or take other appropriate action with respect to any proposal that does not comply with these and other applicable requirements.

The board of directors does not know of any other matters to be presented at the Annual Meeting. If any additional matters are properly presented at the Annual Meeting, the persons named on the enclosed proxy card will have discretion to vote the shares of common stock they represent in accordance with their own judgment on such matters.

It is important that your shares of common stock be represented at the Annual Meeting, regardless of the number of shares that you hold. You are, therefore, urged to vote by telephone, by using the internet or by mail at your earliest convenience, as instructed on the Notice of Internet Availability of Proxy Materials.

## THE BOARD OF DIRECTORS

**San Jose, California**  
**November 24, 2021**



# Appendix A

## Calculation of Calculated Billings

Calculated Billings	Fiscal 2021 (\$)	Fiscal 2020 (\$)	Fiscal 2019 (\$)	Fiscal 2018 (\$)
Revenue	673,100	431,269	302,836	190,174
<b>Add: Total Deferred Revenue, End of Period</b>	630,601	369,767	251,202	164,023
<b>Less: Total Deferred Revenue, Beginning of Period</b>	(369,767)	(251,202)	(164,023)	(96,619)
<b>Calculated Billings</b>	933,934	549,834	390,015	257,578

## Non-GAAP Financial Measures and Other Key Metrics

We have provided in this Proxy Statement financial information that has not been prepared in accordance with generally accepted accounting principles in the United States (GAAP). We use non-GAAP financial information to evaluate the performance of our ongoing operations, including to set targets for our employee compensation programs, and for internal planning and forecasting purposes. We believe that non-GAAP financial information, when taken collectively, may be helpful to investors because it provides consistency and comparability with past financial performance. However, non-GAAP financial information is presented for supplemental informational purposes only, has limitations as an analytical tool and should not be considered in isolation or as a substitute for financial information presented in accordance with GAAP.

Calculated billings is a non-GAAP financial measure that we believe is a key metric to measure our periodic performance. Calculated billings represents our total revenue plus the change in deferred revenue in a period. Calculated billings in any particular period aims to reflect amounts invoiced for subscriptions to access our cloud platform, together with related support services for our new and existing customers. We typically invoice our customers annually in advance, and to a lesser extent quarterly in advance, monthly in advance or multi-year in advance. As calculated billings continues to grow in absolute terms, we expect our calculated billings growth rate to trend down over time. We also expect that calculated billings will be affected by seasonality in terms of when we enter into agreements with customers; and the mix of billings in each reporting period as we typically invoice customers annually in advance, and to a lesser extent quarterly in advance, monthly in advance or multi-year in advance. Investors are encouraged to review the related GAAP financial measures and the reconciliation of these non-GAAP financial measures to their most directly comparable GAAP financial measures, and not to rely on any single financial measure to evaluate our business.



**UNITED STATES**  
**SECURITIES AND EXCHANGE COMMISSION**  
WASHINGTON, D.C. 20549

---

**FORM 10-K**

---

**(Mark One)**

ANNUAL REPORT PURSUANT TO SECTION 13 OR 15(d) OF THE SECURITIES EXCHANGE ACT OF 1934

**For the fiscal year ended July 31, 2021**

**OR**

TRANSITION REPORT PURSUANT TO SECTION 13 OR 15(d) OF THE SECURITIES EXCHANGE ACT OF 1934

For the transition period from \_ to \_  
**Commission File Number: 001-38413**

---

**ZSCALER, INC.**

(Exact Name of Registrant as Specified in Its Charter)

---

**Delaware**  
(State or other jurisdiction of  
incorporation or organization)

**26-1173892**  
(I.R.S. Employer  
Identification Number)

**120 Holger Way**  
**San Jose, California 95134**  
(Address of principal executive offices)

**Registrant's telephone number, including area code: (408) 533-0288**

**Securities registered pursuant to Section 12(b) of the Act:**

<b>Title of each class</b>	<b>Trading Symbol(s)</b>	<b>Name of each exchange on which registered</b>
Common Stock, \$0.001 Par Value	ZS	The Nasdaq Stock Market LLC

**Securities registered pursuant to Section 12(g) of the Act:**

**None**

---

Indicate by check mark if the registrant is a well-known seasoned issuer, as defined in Rule 405 of the Securities Act of 1933, as amended. Yes  No

Indicate by check mark if the registrant is not required to file reports pursuant to Section 13 or Section 15(d) of the Act. Yes  No

Indicate by check mark whether the registrant (1) has filed all reports required to be filed by Section 13 or 15(d) of the Securities Exchange Act of 1934 during the preceding 12 months (or for such shorter period that the registrant was required to file such reports), and (2) has been subject to such filing requirements for the past 90 days. Yes  No

Indicate by check mark whether the registrant has submitted electronically, every Interactive Data File required to be submitted pursuant to Rule 405 of Regulation S-T (§232.405 of this chapter) during the preceding 12 months (or for such shorter period that the registrant was required to submit such files) Yes  No

Indicate by check mark whether the registrant is a large accelerated filer, an accelerated filer, a non-accelerated filer, a smaller reporting company, or an emerging growth company. See the definitions of "large accelerated filer," "accelerated filer," "smaller reporting company" and "emerging growth company" in Rule 12b-2 of the Exchange Act.

Large accelerated filer	<input checked="" type="checkbox"/>	Accelerated filer	<input type="checkbox"/>
Non-accelerated filer	<input type="checkbox"/>	Smaller reporting company	<input type="checkbox"/>
		Emerging growth company	<input type="checkbox"/>

If an emerging growth company, indicate by check mark if the registrant has elected not to use the extended transition period for complying with any new or revised financial accounting standards provided pursuant to Section 13(a) of the Exchange Act.

Indicate by check mark whether the registrant has filed a report on and attestation to its management's assessment of the effectiveness of its internal control over financial reporting under Section 404(b) of the Sarbanes-Oxley Act (15 U.S.C. 7262(b)) by the registered public accounting firm that prepared or issued its audit report.

Indicate by check mark whether the registrant is a shell company (as defined in Rule 12b-2 of the Exchange Act). Yes  No

The aggregate market value of the common stock held by non-affiliates of the registrant, based on the closing price of a share of the registrant's common stock on January 31, 2021 (the last business day of the registrant's most recently completed second fiscal quarter) as reported by the Nasdaq Global Select Market on such date was approximately \$20.4 billion.

As of August 31, 2021, the number of shares of registrant's common stock outstanding was 138,735,981.

#### **DOCUMENTS INCORPORATED BY REFERENCE**

Portions of the registrant's definitive Proxy Statement relating to its fiscal year 2021 Annual Meeting of Stockholders are incorporated by reference into Part III of this Form 10-K where indicated. Such Proxy Statement will be filed with the United States Securities and Exchange Commission within 120 days after the end of the fiscal year to which this Annual Report on Form 10-K relates.



# ZSCALER, INC.

## TABLE OF CONTENTS

	<u>Page</u>
<b>PART I</b>	
Item 1. Business	3
Item 1A. Risk Factors	17
Item 1B. Unresolved Staff Comments	54
Item 2. Properties	54
Item 3. Legal Proceedings	54
Item 4. Mine Safety Disclosures	54
<b>PART II</b>	
Item 5. Market for Registrant's Common Equity, Related Stockholder Matters and Issuer Purchases of Equity Securities	55
Item 6. Selected Financial Data	57
Item 7. Management's Discussion and Analysis of Financial Condition and Results of Operations	60
Item 7A. Quantitative and Qualitative Disclosures about Market Risk	88
Item 8. Financial Statements and Supplementary Data	90
Item 9. Changes in and Disagreements with Accountants on Accounting and Financial Disclosure	143
Item 9A. Controls and Procedures	143
Item 9B. Other Information	144
<b>PART III</b>	
Item 10. Directors, Executive Officers and Corporate Governance	145
Item 11. Executive Compensation	145
Item 12. Security Ownership of Certain Beneficial Owners and Management and Related Stockholder Matters	145
Item 13. Certain Relationships and Related Transactions and Director Independence	145
Item 14. Principal Accountant Fees and Services	145
<b>PART IV</b>	
Item 15. Exhibits, Financial Statement Schedules	146
Item 16. Form 10-K Summary	146
Signatures	

[This page intentionally left blank]

## SPECIAL NOTE REGARDING FORWARD-LOOKING STATEMENTS

This Annual Report on Form 10-K contains forward-looking statements within the meaning of the Private Securities Litigation Reform Act of 1995, including but not limited to, statements regarding our financial outlook and market positioning. These forward-looking statements are made as of the date they were first issued and were based on current expectations, estimates, forecasts and projections as well as the beliefs and assumptions of management. The words "believe," "may," "will," "potentially," "estimate," "continue," "anticipate," "intend," "could," "would," "project," "plan," "expect," and similar expressions that convey uncertainty of future events or outcomes are intended to identify forward-looking statements.

These forward-looking statements include, but are not limited to, statements concerning the following:

- the potential impact on our business of the ongoing COVID-19 pandemic;
- our future financial performance, including our expectations regarding our revenue, cost of revenue, gross profit or gross margin, operating expenses (including changes in sales and marketing, research and development and general and administrative expenses), and our ability to achieve, and maintain, future profitability;
- market acceptance of our cloud platform;
- the effects of increased competition in our markets and our ability to compete effectively;
- our ability to maintain the security and availability of our cloud platform;
- our ability to maintain and expand our customer base, including by attracting new customers;
- our ability to develop new solutions, or enhancements to our existing solutions, and bring them to market in a timely manner;
- market acceptance of any new solutions or enhancements to our existing solutions;
- anticipated trends, growth rates and challenges in our business and in the markets in which we operate;
- our business plan and our ability to effectively manage our growth and associated investments;
- beliefs about and objectives for future operations;
- beliefs about and objectives for future acquisitions, strategic investments, partnerships and alliances and our ability to successfully integrate completed acquisitions;
- our relationships with third parties, including channel partners;
- our ability to maintain, protect and enhance our intellectual property rights;
- our ability to successfully defend litigation brought against us;
- our ability to successfully expand in our existing markets and into new markets;
- sufficiency of cash to meet cash needs for at least the next 12 months and service our outstanding debt;
- our need and ability to raise additional capital in future debt or equity financings;
- our expectations regarding settlement of our Notes (defined below);

- our ability to comply with laws and regulations that currently apply or become applicable to our business both in the United States and internationally;
- beliefs about the impacts of legal and geopolitical developments upon our business;
- the attraction and retention of qualified employees and key personnel; and
- the future trading prices of our common stock.

These forward-looking statements are subject to a number of risks, uncertainties and assumptions, including those described in "Risk Factors" elsewhere in this Annual Report on Form 10-K. Moreover, we operate in a very competitive and rapidly changing environment, and new risks emerge from time to time. It is not possible for our management to predict all risks, nor can we assess the impact of all factors on our business or the extent to which any factor, or combination of factors, may cause actual results to differ materially from those contained in any forward-looking statements we may make. In light of these risks, uncertainties and assumptions, the forward-looking events and circumstances discussed in this Annual Report on Form 10-K may not occur and actual results could differ materially and adversely from those anticipated or implied in the forward-looking statements and you should not place undue reliance on our forward-looking statements.

The forward-looking statements made in this Annual Report on Form 10-K relate only to events as of the date on which the statements are made. We undertake no obligation to update any forward-looking statements made in this Annual Report on Form 10-K to reflect events or circumstances after the date of this Annual Report on Form 10-K or to reflect new information or the occurrence of unanticipated events, except as required by law.

## PART I

### Item 1. Business

#### Overview

We anticipate, secure, and simplify the experience of doing business, transforming today and tomorrow.. We deliver four integrated and comprehensive solutions to our customers using our cloud platform, the Zscaler Zero Trust Exchange:

- Secure access to the internet and SaaS with Zscaler Internet Access or ZIA;
- Secure access to internal applications with Zscaler Private Access or ZPA;
- Management and enhancement of the user-to-application experience with Zscaler Digital Experience or ZDX; and
- Protection for public cloud workloads, servers and internet of things, or IoT, devices with Zscaler Cloud Protection or ZCP.

We were incorporated in 2007, during the early stages of cloud adoption and mobility, based on a vision that the internet would become the new corporate network as the cloud becomes the new data center. We predicted that with rapid cloud adoption and increasing workforce mobility, traditional perimeter security approaches would provide inadequate protection for users and data and an increasingly poor user experience. We pioneered a cloud platform, the Zscaler Zero Trust Exchange, that represents a fundamental shift in the architectural design and approach to networking and security.

Enterprise applications are rapidly moving to the cloud to achieve greater IT agility, a faster pace of innovation and lower costs. Organizations are increasingly relying on internet destinations for a range of business activities, adopting new external SaaS applications for critical business functions and moving their internally managed applications to the public cloud, IaaS or PaaS. Enterprise users now expect to be able to seamlessly access applications and data, wherever they are hosted, from any device, anywhere in the world. We believe these trends are indicative of the broader digital transformation agenda, as businesses increasingly succeed or fail based on their IT outcomes.

We believe that securing the on-premises corporate network to protect users and data is becoming increasingly irrelevant in a cloud and mobile-first world where organizations depend on the internet, a network they do not control and cannot secure, to access critical applications that power their businesses. We pioneered a new approach that securely connects users, devices, and applications using business policies, regardless of the network. Our Zero Trust Exchange eliminates the need for traditional on-premises security appliances that are difficult to maintain and require compromises between security, cost and user experience. Our purpose-built, multi-tenant, distributed cloud platform incorporates the security functionality needed to enable users, applications, and devices to safely and efficiently utilize authorized applications and services based on an organization's business policies.

Before our Zero Trust Exchange, the corporate data center served as the central hub of IT security, with a physical network perimeter used to separate corporate users, devices and applications from the internet. Today, the network perimeter consists of appliances that have become fundamentally less effective as applications, data, users and devices rapidly move off the corporate network, making the notion of a corporate perimeter obsolete. In a world where more companies are shifting their most critical IT assets to the cloud, a zero trust architecture is required. Our architecture is vastly different from the traditional "hub-and-spoke" corporate network, where traffic from branch offices is routed to centralized data centers for security scanning and policy enforcement before reaching its destination. In contrast, our Zero Trust Exchange, which is distributed across more than 150 data centers worldwide, acts as an intelligent switchboard that uses business policies to securely connect users, devices, and applications over any network. We provide all of these solutions at scale, processing well

over 160 billion internet requests per day. Our Zero Trust Exchange eliminates the need for organizations to buy and manage a variety of high cost appliances that need to be maintained by a large number of highly skilled security personnel, who are expensive and in increasingly short supply.

Our cloud native, multitenant architecture is distributed across more than 150 data centers globally to bring security and business policy close to users and devices in 185 countries to provide fast, secure, and reliable access. Each day, we block over 150 million threats and perform over 200,000 unique security updates. Our customers benefit from the cloud security effect of our ever-expanding ecosystem because once a new threat is detected, it can be blocked across our entire customer base within minutes.

Many of the largest enterprises and government agencies in the world rely on our solutions to help them accelerate their move to the cloud. We have over 5,600 customers across all major geographies, with an emphasis on larger organizations, and we currently count over 500 of the Forbes Global 2000 as customers. Our customers span every major industry, including financial services, healthcare, manufacturing, airlines and transportation, conglomerates, consumer goods and retail, media and communications, public sector and education, technology and telecommunications services.

We have experienced significant growth, with revenue increasing from \$302.8 million in fiscal 2019 to \$431.3 million in fiscal 2020 to \$673.1 million in fiscal 2021, representing year-over-year revenue growth of 42% and 56%, respectively. We experienced net losses of \$28.7 million, \$115.1 million and \$262.0 million in fiscal 2019, fiscal 2020 and fiscal 2021, respectively. We expect we will continue to incur net losses for the foreseeable future.

## **Our Solutions and Zero Trust Exchange Platform**

Our Zero Trust Exchange cloud security platform delivers four comprehensive and integrated solutions built natively in the cloud to power digital transformation.

### ***Secure Internet and SaaS Access - Zscaler Internet Access***

Zscaler Internet Access, or ZIA, was designed to provide users, servers, operational technology, or OT, and IoT devices secure access to externally managed applications, including SaaS applications and internet destinations regardless of device, location or network. ZIA provides inline content inspection and firewall access controls across all ports and protocols to protect organizations and users from external threats as well as protecting an organization's data while at rest and preventing data from leaking out to unauthorized sites. Policies follow the user to provide identical protection on any device, regardless of location; any policy changes are enforced for users worldwide. Our cloud security platform provides full inline content inspection to assess and correlate the risk of the content to protect against sophisticated attacks, including ransomware and phishing. The cloud platform applies machine learning across our well over 160 billion daily transactions to identify and block unknown threats quickly.

ZIA enables four primary use cases:

**Cyberthreat Protection** – Our threat prevention functionality enables protection against threats using a range of approaches and techniques. Our threat prevention capabilities provide multiple layers of protection to prevent sophisticated ransomware, phishing, and zero-day cyberattacks. We provide functionality that traditionally has been offered by disparate, stand-alone products. Core cloud platform threat prevention services include:

- **Advanced Threat Protection:** Our advanced threat protection functionality delivers real-time protection from malicious internet content like browser exploits, scripts, zero-pixel iFrames, malware and botnet callbacks. Over 200,000 unique security updates are performed every day to the Zscaler cloud to keep users protected. Once we detect a new threat to a user, we block it for all users. We call this the “cloud security effect.”

- **Sandbox:** Our cloud sandbox enables enterprises to block zero-day exploits and advanced persistent threats, or APTs, by analyzing unknown files for malicious behavior, and it can scale to every user regardless of location. Our cloud sandbox was designed and built to be multi-tenant and allows customers to determine which traffic should be sent for detonation. As an integrated cloud security platform, customers can set policies by users and destinations to prevent patient-zero scenarios by holding, detonating and analyzing suspicious files in the cloud sandbox before they are sent to the user.
- **Browser Isolation:** Our cloud browser isolation functionality creates an isolated browsing session that enables users to access any webpage on the internet without downloading any of the web content served by the webpage onto a local device or the corporate network. With cloud browser isolation, users are not directly accessing active web content; instead, only a safe rendering of pixels is delivered to the user. Malicious code that may be hidden in the web content is kept at bay.

**Data Protection-** Our data protection functionality enables enterprises to prevent unauthorized sharing or exfiltration of confidential information for users, devices, and servers, reducing our customers' business and compliance risk. Core cloud platform data protection services include:

- **Data Loss Prevention:** Our data loss prevention, or DLP, functionality enables enterprises to use predefined or custom dictionaries using efficient pattern-matching algorithms to easily scale to all users and traffic, including compressed or encrypted traffic, to prevent, monitor or block unauthorized or sensitive data exfiltration. Our exact data match, or EDM, and Index Document Match, or IDM, functionalities augment the accuracy and efficacy of our data loss prevention solution by enabling our customers to populate a custom database scaling to billions of unique fields, as well as unstructured documents. Our DLP policies can be enforced for inline data in motion and out-of-band for data at rest.
- **Cloud Access Security Brokerage:** Our Cloud Access Security Broker, or CASB, functionality and cloud application controls enable enterprises to discover and granularly control user access to known and unknown cloud applications. By doing Secure Sockets Layer, or SSL, inspection at scale, we provide malware protection, data loss prevention and CASB functions that can be performed both inline and out-of-band, for specific sanctioned and unsanctioned applications. Business policies can be defined with granular access control for specified cloud applications, such as the ability to upload or download files or post comments on videos based on different user or group identity.
- **File Type Controls:** Our file type control functionality allows policies to be defined that control which file types are allowed to be downloaded and uploaded based on application, user, location and destination.
- **Browser Isolation:** With cloud browser isolation, users are not directly accessing active web content; instead, only a safe rendering of pixels is delivered to the user. This approach prevents sensitive data from being downloaded to unauthorized devices in bring your own device environments or on shared public computers.

**Secure Local Internet Breakouts** – Our local internet breakout capability means traffic destined for the cloud no longer needs to be routed over a private Multiprotocol Label Switching, or MPLS, network to the data center. Traffic can now be routed locally over the internet and directly to the cloud, which provides for a faster experience and a significant reduction in MPLS network costs. Our core cloud platform services for local internet breakouts include:

- **Firewall:** Our cloud firewall was designed to protect users by inspecting internet traffic on all ports and protocols, and it offers user level policies, application identification with deep packet inspection and intrusion prevention.
- **Bandwidth Control:** Our bandwidth control and traffic shaping capabilities ensure that business critical applications are prioritized over non-business critical applications, improving productivity and user experience. By

enforcing quality of service in the cloud, our platform enables the optimization of “last-mile” utilization of a customer’s network, providing significant value.

- **DNS:** Our Domain Name System, or DNS, filtering solution provides a local DNS resolver and enforces acceptable use policies.

### *Secure Private Application Access - Zscaler Private Access*

Zscaler Private Access, or ZPA, was designed to provide secure access to internally managed applications, either hosted internally in data centers or hosted in private or public clouds. ZPA was designed around four key tenets that fundamentally change the way users access internal applications:

- connect users to applications without bringing users on the network;
- never expose applications to the internet;
- segment access to applications without relying on the traditional approach of network segmentation; and
- provide remote access over the internet without virtual private networks, or VPNs.

ZPA enforces a global policy engine that manages access to internally managed applications regardless of location. If access is granted to a user, our ZPA solution connects the user’s device only to the authorized application without exposing the identity or location of the application. Hence applications are not exposed to the internet, further limiting the external attack surface. This results in reduced cost and complexity, while offering better security and an improved user experience.

Our ZPA solution includes broad functionality, which we categorize by the following areas:

- **Secure Application Access:** Our ZPA solution delivers seamless connectivity to internally managed applications and assets whether they are in the cloud, enterprise data center, or both. Administrators can set global policies from a single console, enabling policy-driven access that is agnostic to the network the users are on. By creating seamless access to applications regardless of a user’s network, our ZPA solution eliminates the need for traditional remote access VPNs, SSL, reverse proxies and other similar products.
- **Application Discovery:** Similar to CASB application discovery reports for internet applications, our ZPA solution provides granular discovery of internally managed applications to aid in the creation of segmentation policies. Because our ZPA solution sits on the application layer and is name-based or domain-based, organizations can quickly and seamlessly identify their internally-managed applications and then easily provision appropriate policies.
- **Application Segmentation:** Our architecture provides capabilities that enable user and application level segmentation, a vast improvement over traditional network segmentation. As each user-to-application connection is segmented with microtunnels, each of which is a temporary session between a specific user and a specific application, lateral movement across the network is prevented, significantly reducing security risk. Since users are granted access only to applications for which they have permission and are not granted full access to the network, microtunnels eliminate the need for internal firewall.
- **Application Protection:** Our ZPA solution initiates and connects outbound-only links between authenticated users and internally managed applications using microtunnels. Access is provided to users without bringing them onto the corporate network and without exposing applications to the internet. Internally managed applications are not discoverable or identifiable. With no inbound connections and no public IP addresses, there is no inbound attack surface and therefore no threat of distributed denial-of-service, or DDoS, attacks. With our innovative approach, we



eliminate the need for a next-generation firewall. Similarly, by completely removing the need for an exposed IP address or DNS to the internet, we eliminate the need for DDoS mitigation systems.

- **Browser Isolation:** Our cloud browser isolation is used with ZPA to provide isolated sessions to internal web applications without allowing data to transfer down to unmanaged devices or active content to be uploaded into sensitive internal applications.
- **Smokescreen:** Our Smokescreen deception solution augments our customers' ability to detect the presence of an adversary in their network by deploying decoys and lures. These decoys can be leveraged to disrupt the adversary by detecting their presence in the network and initiating mitigation using automatic orchestration via the Zscaler platform and other third party solutions. Our customers can quickly deploy these capabilities by leveraging a diverse library of built-in decoys including various types of applications, network components and IoT services. The high-fidelity low-volume alerts allow customers to implement meaningful automation workflows to prevent lateral spread.

The primary use cases for our ZPA solution include:

- remote workforce access to private applications without legacy VPN, providing zero trust from office to data center;
- providing non-employees with secure access to internal applications;
- securely connecting business-to-business, or B2B, customers, service providers and supplier access to applications typically deployed as business to business portals in an extranet;
- direct-to-cloud access to internally managed applications hosted in public cloud environments, such as Microsoft Azure, Amazon Web Services, or AWS, and Google Cloud Platform, or GCP; and
- access to applications following a merger or acquisition by providing named users with access to named applications, without the need to merge networks.

### ***Experience Management - Zscaler Digital Experience***

Zscaler Digital Experience, or ZDX, is designed to measure end-to-end user experience across key business applications, providing an easy to understand digital experience score for each user, application and location within an enterprise. As users have become mobile and applications have moved to the cloud, traditional network performance monitoring tools have become increasingly irrelevant. Enterprises can no longer collect performance metrics or indicators along the traditional network path as they could when they owned the network and the applications ran in their own data centers. When a user's experience is suffering or an event is negatively impacting user experience, ZDX allows an organization to isolate where in the network path an issue is occurring and whether it is caused by a user's device, the WiFi connection, the local internet connection, a service provider in the path or the destination application itself. With ZDX, enterprises can quickly determine if an issue is associated with a single user, application or location or indicates a broader issue potentially impacting other users, applications or locations all via a simple visual workflow without a need for additional hardware or software.

### ***Public Cloud Security - Zscaler Cloud Protection***

Zscaler Cloud Protection, or ZCP, minimizes the risk of moving to the cloud while reducing operational complexity. The core elements of ZCP address the key security and operations challenges that must be overcome in order to secure deployment of public cloud platforms such as Azure, AWS and GCP.

Our ZCP solution includes broad functionality, which we categorize by the following areas:

- **Workload Posture:** Our Workload Posture solutions automatically identify and remediate cloud service, application, and identity misconfigurations by deploying three distinct functionalities Cloud Security Posture Management, or CSPM, Cloud Infrastructure Entitlement Management, or CIEM, and DLP.
  - CSPM, automatically identifies and remediates application misconfigurations in SaaS, IaaS, and PaaS to reduce risk and ensure compliance with industry and organizational benchmarks.
  - CIEM detects and remediates excessive or unused cloud permissions and enforces least privileged access without disrupting productivity.
  - DLP leverages the same DLP technology offered with ZIA to identify and protect sensitive or exposed data in public cloud storage services, such as AWS S3.

Our Workload Posture solutions provide visibility into risk posture, enforces set standards via remediation guidance and auto-remediation, enables governance of security policies and compliance frameworks via exceptions and private benchmark compliance dashboards. In addition, reporting is available for multiple regulatory schemes, including CIS, CSA, NIST, ISO, FFIEC, RBI, PCI, HIPAA, GDPR, SOC 2, UK NCSC and GxP Life sciences.

- **Workload Communications:** Our Workload Communication solutions extend Zscaler’s Zero Trust Exchange to public cloud workloads using a cloud-native zero trust access service that provides fast and secure app-to-internet (via ZIA) and app-to-app (via ZPA) connectivity across multi- and hybrid cloud environments. Connecting the quickly growing number of workloads, servers, and OT/IoT devices to the internet across different networks is difficult and opens up new attack vectors for cybercriminals. Using legacy technologies such as VPNs, transit gateways, transit hubs, and firewalls to solve this problem is complex, costly, and does not adapt to the dynamic nature of modern cloud workloads. With integrated, automated connectivity and security, Workload Communications provides a faster, smarter, simpler, lower cost, and more secure alternative to legacy network solutions.
- **Workload Segmentation:** Our Workload Segmentation solution secures application-to-application communications inside public clouds and data centers to stop lateral threat movement, preventing application compromise and reducing the risk of data breaches. Workload Segmentation utilizes an innovative approach that makes it significantly simpler to deploy and operate than traditional segmentation solutions. Workload Segmentation improves the security of east-west communication by verifying the identity of the communicating application software, services and processes to achieve a zero trust environment. This reduces the attack surface, resulting in lower risk of application compromise and data breaches.

## Our Technology and Architecture

We are driven by technology and innovation. We developed a highly scalable, multi-tenant, globally distributed cloud capable of providing inline inspection of internet and SaaS traffic, securing access to private applications, protecting cloud applications and managing digital experience. We designed a purpose-built three-tier architecture starting with our core operating system and adding layers of security and networking innovations over time. Our cloud platform is protected by more than 275 issued and pending patents. Our cloud is distributed across more than 150 data centers on five continents and processes approximately over 160 billion requests per day from users across 185 countries.

Our platform is designed to be resilient, redundant and high-performing. It is built as software modules that run on standard x86 platforms without any dependency on custom hardware. The platform modules are split into the control plane (Zscaler Central Authority), the enforcement plane (Zscaler Enforcement Nodes) and the logging and statistics plane (Zscaler Log Servers) as described below:

- **Zscaler Central Authority:** The Zscaler Central Authority monitors our entire security cloud and provides a central location for software and database updates, policy and configuration settings and threat intelligence. The collection of Zscaler Central Authority instances together act like the brain of the cloud, and they are geographically distributed for redundancy and performance.
- **Zscaler Enforcement Nodes:** Customer traffic is directed to the nearest Zscaler Enforcement Node, where security, management and compliance policies served by the Zscaler Central Authority are enforced. The Zscaler Enforcement Node also incorporates our differentiated authentication and policy distribution mechanism that enables any user to connect to any Zscaler Enforcement Node at any time to ensure full policy enforcement. The Zscaler Enforcement Node utilizes a full proxy architecture and is built to ensure data is not written to disk to maintain the highest level of data security. Data is scanned in RAM only and then erased. Logs are continuously created in memory and forwarded to our logging module.
- **Zscaler Log Servers:** Our technology is built into the Zscaler Enforcement Node to perform lossless compression of logs, enabling our platform to collect over 130 terabytes of unique raw log data every day. We do not collect customer data other than logs, and those logs are encrypted and transmitted to our log server at a destination of choice without ever writing to disk at the enforcement nodes. Logs are transmitted to our logging servers over secure connections and multicast to multiple servers for redundancy. Our dashboards provide our customers visibility into their traffic to enable troubleshooting, policy changes and other administrative actions. Our analytics capabilities allow customers to interactively mine billions of transaction logs to generate reports that provide insight on network utilization and traffic. We do not rely on batch reporting; we continuously update our dashboards and reporting and can stream logs to a third-party Security Information and Event Management, or SIEM, service as they arrive. Regardless of where users are located, customers can choose to have logs stored in the United States or the European Union/Switzerland. Customer data is isolated as part of our multi-tenant architecture.

Our platform is a critical integration point positioned in the data path providing secure access to the internet, cloud and internal applications. We complement and interoperate with key technology and cloud vendors across major market segments, including software-defined wide area network, or SD-WAN, identity and access management, or IAM, device and endpoint management, as well as SIEM for reporting and analytics. Many of these vendors, like us, were developed in the cloud and together provide a foundation for a modern access and security architecture.

## Growth Strategies

The growing use of the internet and the increasing adoption of the cloud and mobility are driving network and application transformation. As a provider of a fully integrated, multi-tenant cloud security solution, we enable our customers to accelerate this secure transformation to the cloud and believe we are uniquely positioned to maximize value as they undertake these transitions. Key elements of our growth strategy include:

- **Continue to win new customers.** We believe that we have a significant opportunity to expand our customer base, both in the United States and internationally. We have invested significantly in our sales and marketing organization to execute against this opportunity.
- **Expand in existing customers.** We leverage a land-and-expand approach with our existing customers to sell subscriptions for additional users, additional a la carte solutions and premium solution bundles that contain more functionality.
- **Leverage channel partners to participate in cloud transformation initiatives.** We have invested in establishing long-standing relationships with global telecommunications service providers and are expanding our network of global system integrators and regional telecommunications service providers and cloud-centric value-added resellers.

- **Expansion and innovation of services.** We continue to invest in research and development and acquire new technologies and products in order to add new and differentiated solutions to our existing product portfolio and to improve the overall functionality, reliability, availability and scalability of our cloud security platform.
- **Expansion into additional market segments.** We are primarily targeting the expansion of our immediate addressable market, emphasizing U.S. federal government agencies in the near- to medium-term as well as additional international markets in the Asia Pacific region.

We sell to enterprises of all sizes. As of July 31, 2021, we had over 5,600 customers, including over 500 of the Forbes Global 2000. Many of our customers include major global enterprises that send virtually all of their internet traffic through our cloud security platform. Our customers operate in a variety of industries, including airlines and transportation, conglomerates, consumer goods and retail, financial services, healthcare, manufacturing, media and communications, public sector and education, technology and telecommunications services. Approximately 51% of our revenue was from customers outside the United States for all periods presented. No end customer contributed more than 10% of our revenue in fiscal 2021, fiscal 2020 or fiscal 2019.

## Sales and Marketing

Although we have a channel sales model, we use a joint sales approach in which our sales force develops relationships directly with our customers, and together with our channel account teams, works with our channel partners on account penetration, account coordination, sales and overall market development. Our customer care and success teams maintain high-touch relationships with our customers to deploy and manage our cloud platform, identify, analyze and resolve performance issues and respond to security threats. We believe customer service touchpoints are opportunities to further develop our relationship with our customers and potentially generate incremental revenue through the addition of new users and services.

Our channel partners consist of global telecommunications service providers, system integrators and value-added reseller partners, and we leverage their relationships to expand our reach, improve procurement and accelerate customer fulfillment.

We enter into agreements with our channel partners in the ordinary course of business. The contracts typically have a one-year term and renew automatically, subject to cancellation by either party upon 90 days' notice. These agreements contain standard commercial terms and conditions, including payment terms, billing frequency, warranties and indemnification. Our channel partners generally place purchase orders with us after receiving orders from customers. We generally maintain privity of contract with customers through end user subscription agreements.

We expect to continue investing in our channel partners as we provide them with education, training and programs, including supporting their independent sales of our solutions. We believe that such investment, and investments in our sales force, will lead to significant expansion in our customer base, which will materially impact our business and results of operations.

Our marketing strategy is focused on platform and brand awareness, which drives our opportunity pipeline and customer demand. This strategy is account-based, enabling us to pursue targeted marketing activities across both digital and non-digital channels. We anticipate increasing our marketing team headcount and are investing in programs designed to elevate our brand in the market and engage new enterprise accounts. We also participate in a number of cloud and security industry events. In addition, we have a deeply integrated ecosystem of channel partners, with whom we engage in joint marketing activities.

## **Data Center Operations**

We operate our services across more than 150 data centers around the world, which are built to be highly resilient, have multiple levels of redundancy and provide failover to other data centers in our network. Our data centers are co-located within top-tier internet interconnection hubs that have direct connectivity, known as peering, to major telecommunication service providers, SaaS providers, public cloud providers, internet content providers and popular internet destinations. A number of our data centers are also located with our service provider partners.

Our platform has received ISO 27001 certification since 2014. In addition, since 2017 we received and currently maintain ISO 27701, 27018 and 27017 certifications. We are also SOC2, SOC 3 and CSA-STAR compliant. We also built a leading U.S. and international government compliance portfolio. We are authorized at the FedRAMP High level for ZPA and “in Process” for Impact Level 5 with the DOD. In addition, we are authorized at the FedRAMP Moderate level for ZIA today and “In Process” status at the High Impact level for ZIA. We also added ITAR, DFARS, FIPS, CJIS and VPAT 508 to our government portfolio. Internationally, we are IRAP Protected and OAPRA in Australia, Cyber Essentials in the UK, and “in process” for ITSG-33 Prob B in Canada.

## **Research and Development**

Our research and development organization is responsible for the design, architecture, operation and quality of our cloud platform. In addition to improving on our features, functionality and scalability, this organization works closely with our cloud operations team to ensure that our platform is reliable, available and scalable. ThreatLabZ, our internal team of security experts, researchers and network engineers, analyzes the global threat landscape, works to eliminate threats across our cloud platform and reports on emerging security issues.

Research and development expense was \$174.7 million, \$97.9 million and \$62.0 million for fiscal 2021, fiscal 2020 and fiscal 2019, respectively. Our research and development leadership team is based in San Jose, California, and we also maintain research and development centers in India, Canada, Israel and Spain.

## **Competition**

The market for security solutions is defined by changing technologies, an evolving threat landscape and complex enterprise needs. Our competitors and potential competitors include legacy on-premises appliance vendors across a number of categories:

- independent IT security vendors, such as Check Point Software Technologies Ltd., Fortinet, Inc., Palo Alto Networks, Inc. and Broadcom, which offer a broad mix of network and endpoint security products;
- large networking vendors, such as Cisco Systems, Inc. and Juniper Networks, Inc., which offer security appliances and incorporate security capabilities in their networking products;
- companies such as FireEye, Inc., Forcepoint Inc. (previously, Websense, Inc.), Netskope, Inc. and Pulse Secure, LLC with point solutions that compete with some of the features of our cloud platform, such as proxy, firewall, sandboxing and advanced threat protection, data loss prevention, encryption, load balancing and VPN; and
- other providers of IT security services that offer, or may leverage related technologies to introduce, products that compete with or are alternatives to our cloud platform.

The principal competitive factors in the markets in which we operate include:

- delivering security from the cloud regardless of location of the user;

- platform features, effectiveness and extensibility;
- platform reliability, availability and scalability;
- rapid development and delivery of new capabilities and services;
- ability to integrate with other participants in the security and networking ecosystem;
- price, total cost of ownership and network cost savings;
- brand awareness, reputation and trust in the provider’s services;
- strength of sales, marketing and channel partner relationships; and
- quality of customer support.

We believe we are positioned favorably against our competitors based on these factors. Our cloud platform integrates many of the point products offered by our competitors and potential competitors, which is a key differentiator. However, many of our competitors have substantially greater financial, technical and other resources, greater brand recognition, larger sales forces and marketing budgets, broader distribution networks, more diverse product and services offerings and larger and more mature intellectual property portfolios. They may be able to leverage these resources to gain business in a manner that discourages users from purchasing our services, including through selling at zero or negative margins, offering concessions, product bundling or maintaining closed technology platforms. Further, many organizations have invested substantial personnel and financial resources to design and operate their appliance-based network security architecture and may not be willing or ready to abandon those historical investments. As our market grows and rapidly changes, we expect it will continue to attract new companies, including smaller emerging companies, which could introduce new products and services. In addition, we may expand into new markets and encounter additional competitors in such markets.

## **Intellectual Property**

Our success depends in part upon our ability to protect and use our core technology and intellectual property rights. We rely on a combination of patents, copyrights, trademarks, trade secret laws, contractual provisions and confidentiality procedures to protect our intellectual property rights. As of July 31, 2021, we had more than 275 issued patents and pending patent applications, including in excess of 130 issued patents, in the United States and other countries. Our issued patents expire between 2028 and 2040 and cover various aspects of our cloud platform. In addition, we have registered “Zscaler” as a trademark in the United States and other jurisdictions, and we have registered other trademarks and filed other trademark applications in the United States. We are also the registered holder of a variety of domestic and international domain names that include “Zscaler” and similar variations. In addition to the protection provided by our intellectual property rights, we enter into confidentiality and invention assignment or similar agreements with our employees, consultants and contractors. We further control the use of our proprietary technology and intellectual property rights through provisions in our subscription and license agreements. Despite our efforts to protect our trade secrets and proprietary rights through intellectual property rights, licenses and confidentiality agreements, unauthorized parties may still copy or otherwise obtain and use our software and technology. In addition to our internally developed technology, we also license software, including open source software, from third parties that we integrate into or bundle with our cloud platform.

Our industry is characterized by the existence of a large number of patents and frequent claims and related litigation based on allegations of patent infringement or other violations of intellectual property rights. We believe that competitors will try to develop products and services that are similar to ours and that may infringe our intellectual property rights. Our competitors or other third-parties may also claim that our platform infringes their intellectual property rights. In particular, leading companies in our industry have extensive patent portfolios. From time to time, third parties, including certain of these leading companies and non-practicing entities, have in the past and may in the future assert claims of infringement,

misappropriation and other violations of intellectual property rights against us or our customers or channel partners, with whom our license or other agreements may obligate us to indemnify against these claims. Successful claims of infringement by a third-party could prevent us from offering certain services or features, require us to develop alternate, non-infringing technology, which could require significant time and during which we could be unable to continue to offer our affected subscriptions or services, require us to obtain a license, which may not be available on reasonable terms or at all, or force us to pay substantial damages, royalties or other fees. As we face increasing competition and gain an increasingly higher profile, the possibility of intellectual property rights claims against us grows. We cannot assure you that we do not currently infringe, or that we will not in the future infringe, upon any third-party patents or other proprietary rights. See “Risk Factors-Claims by others that we infringe their proprietary technology or other rights, or other lawsuits asserted against us, could result in significant costs and substantially harm our business, financial condition, results of operations and prospects” for additional information.

## **Government Regulation**

Our business activities are subject to various federal, state, local, and foreign laws, rules, and regulations. Compliance with these laws, rules, and regulations has not had, and is not expected to have, a material effect on our capital expenditures, results of operations and competitive position as compared to prior periods. Nevertheless, compliance with existing or future governmental regulations, including, but not limited to, those pertaining to global trade, business acquisitions, consumer and data protection, data privacy and employment and labor and taxes, could have a material impact on our business in subsequent periods. For more information on the potential impacts of government regulations affecting our business, see “Item 1A - Risk Factors.”

## **Human Capital**

As of July 31, 2021, we had a total of 3,153 employees, including 1,698 employees located outside the United States, with the majority of non-US based employees located in India. None of our U.S. based employees are represented by a labor union or covered by a collective bargaining agreement. We have not experienced any work stoppages and we consider our relations with our employees to be positive and collaborative.

We believe that people and a corporate culture that is aligned with our vision to create a world in which the exchange of information is always secure and seamless, are critical to our growth. In order to continue to innovate and to execute our business strategy, we must attract, develop, and retain skilled employees, particularly in the areas of product development, engineering, sales and customer success. Our position as a market leader enables us to be a destination for cybersecurity talent looking to innovate and contribute to enabling digital transformation, and while hiring and retaining employees with expertise in cybersecurity has become increasingly difficult due to increased demand, we have added 1,124 new employees over the past 12 months in response to growing customer interest in and demand for our products.

We understand the importance of human capital and prioritize building our culture, talent development, compensation and benefits, and diversity and inclusion.

## **Our Culture**

Our commitment to culture creates an environment where a global and diverse workforce can contribute their best work to help our customers and our business succeed. We believe that our journey to be the best starts by creating a culture where the most talented people share our values and seek the opportunity to make a difference by providing better cybersecurity to individuals and organizations around the world. Our cultural values are the following:

- **Teamwork** - We respect people for their diverse perspectives and backgrounds and are able to disagree while remaining respectful. We remain open minded and work towards the best solution. This mindset leads us to put the team's needs before personal needs; we win when the team wins.
- **Open Communication** - We are approachable and transparent and have integrity in everything we do. We say what we mean and mean what we say. We confront and resolve issues; at Zscaler we find the courage to have the hard conversations.
- **Passion** - We are ambitious and driven to be the best while staying humble and grounded. We find our purpose and continue to master our craft. We strive to show conviction and be resilient and persistent for the right reasons.
- **Innovation** - We are creative and solve complicated problems by inventing something new. We think beyond the conventional and predictable because we believe no outcome is impossible. We are willing to take risks and fail fast to learn.
- **Customer Obsession** - We go above and beyond what is expected and delight our customers. We seek to connect and understand our customers' challenges to better solve them. We build lasting relationships with our customers because our interactions are strategic rather than transactional.

We receive feedback on our culture from our employees through multiple surveys throughout the year, including our annual Employee Engagement Survey, where 82% of our employees responded in fiscal 2021. We found that 85% of responding employees are highly engaged and 96% of responding employees are aligned with our strategic direction. We also monitor feedback through external sources, such as Glassdoor, where we were named on Glassdoor's 2021 list of "Best Places to Work". We ultimately view and measure the success of our culture by our ability to execute.

## Talent Development

We invest in our employees through a suite of programs to develop their talent and skills as our business grows. Over the past year, this intentional approach to talent development has led to us being able to promote 16% of our global workforce. We have implemented "Leading at Z," our leadership development program aligned to our core leadership principles through four pillars-building great teams, driving for results, demonstrating ownership and role modeling the Zscaler values. In addition, new employees in our customer care and success teams are enrolled in structured sales training to complete internal certifications. Our technical teams have access to live and online training resources and participate in frequent company tech talks where trainings on best practices and latest developments are shared. In 2021, we launched "Zscaler Elevate," our mentorship program to connect employees at all levels with leaders to guide their career and personal growth.

To supplement our internal resources, we have established partnerships with Coursera, ExecOnline and BTS Rapid Learning for additional development offerings. We curate external training material to provide guided learning paths to help our employees succeed within our work environment. We offer tuition reimbursement for eligible employees to further invest in their career growth through higher education.

We have also formed a new partnership with New York University's Tandon School of Engineering and their Master of Science in Cybersecurity Risk and Strategy program to provide training to enrolled students and to help address the global shortage of cybersecurity professionals.



## **Compensation and Benefits**

We provide competitive compensation and benefits packages to attract and retain our talent. In addition to base pay, employees may be eligible for annual bonuses that are tied to our financial performance and long-term equity incentives that vest subject to continued service. Certain employees may also need to achieve defined performance metrics for their long-term incentives to vest. We offer an Employee Stock Purchase Plan which allows employees to contribute a percentage of their wages to purchase our stock at a discount. In addition to cash and equity compensation, we offer our employees a collection of benefits, such as health, wellbeing and retirement programs, to meet their individual needs.

## **Diversity, Equity and Inclusion**

We believe that a diversity of backgrounds, experiences and thinking contributes to creating a culture that enables innovation, execution and performance. At the end of our fiscal year 2021, women represented 22% of our global workforce in 26 countries and underrepresented racial and ethnic minorities represented 8% of our U.S. based employees.

We have taken steps to address the diversity challenges that we face in the cybersecurity industry. We initiated a hiring practice where our recruiters build a talent pipeline that is diverse at the top of the hiring funnel, connecting with candidates from under-represented groups for 50% of the recruiter's outreach for open positions to the extent possible. We are seeing early indications of positive results with over a 100% year-over-year increase in the number of new hires from certain minority groups.

Our Diversity, Equity & Inclusion Committee is comprised of leaders across the organization that acknowledge, value, encourage and support a diverse and inclusive workforce for all our employees. Our company supports the following employee resource groups (ERGs): Women in Zscaler Engage (WiZE), Black Employees at Zscaler (B@Z) and Asian American Pacific Islander Employees at Zscaler (AAPI@Z). In addition to running company wide events and programs to share perspectives, these groups provide safe places for employees to connect with colleagues facing similar professional and personal challenges.

To further support our efforts, we offer courses for diversity awareness and training on topics such as managing bias. Our leadership trainings emphasize the role of diversity in building high performing teams. We have also hosted external diversity events, for example, bringing together accomplished women technology leaders to share their experiences to the broader community.

## **Health, Safety and Well-Being**

With the ongoing COVID-19 pandemic, the health and safety of our employees is our top priority. Since March 2020 we have asked our global workforce to work from home, limited employee travel and transitioned in-person events to virtual platforms. We have taken steps to look after employee well-being by enhancing our Employee Assistance Program to provide counseling for employees and their family members and hosting webinars to help employees navigate the challenges of working from home. In response to employee requests for additional resources to manage wellness, we launched a "Thrive at Zscaler" speaker series to provide employees with practical tips on how to manage multiple facets that contribute to their well-being.

We took further steps to support our large employee population in India through the severe impact of the COVID-19 pandemic in that country during the spring of 2021. We helped with medical equipment, COVID-19 vaccines, financial support and provided additional flexibility to our employees while resources throughout India were strained.

We continue to monitor guidelines from the Centers for Disease Control and the World Health Organization and adhere to applicable federal, state and local government requirements. We are taking a cautious approach with regard to the timing of return to work in our offices.

## **Corporate Information**

We were incorporated in the state of Delaware in September 2007 as SafeChannel, Inc., and in August 2008, we changed our name to Zscaler, Inc. Our principal executive offices are located at 120 Holger Way, San Jose, CA 95134, and our telephone number is (408) 533-0288. Our website address is [www.zscaler.com](http://www.zscaler.com). Information contained on, or that can be accessed through, our website does not constitute part of this Annual Report on Form 10-K.

## **Available Information**

Our Annual Report on Form 10-K, Quarterly Reports on Form 10-Q, Current Reports on Form 8-K, proxy statement, and all amendments to these filings, are available free of charge from our investor relations website (<https://ir.zscaler.com/financial-information/sec-filings>) as soon as reasonably practicable following our filing with or furnishing to the SEC of any of these reports. The SEC's website (<https://www.sec.gov>) contains reports, proxy and information statements, and other information regarding issuers that file electronically with the SEC.

Zscaler investors and others should note that we announce material information to the public about our company, products and services and other issues through a variety of means, including our website (<https://www.zscaler.com/>), our investor relations website (<https://ir.zscaler.com>), our blogs (<https://www.zscaler.com/blogs>), press releases, SEC filings, public conference calls and social media, in order to achieve broad, non-exclusionary distribution of information to the public. We encourage our investors and others to review the information we make public in these locations as such information could be deemed to be material information. Please note that this list may be updated from time to time.

The contents of any website referred to in this Form 10-K are not intended to be incorporated into this Annual Report on Form 10-K or in any other report or document we file.

## Item 1A. Risk Factors

A description of the risks and uncertainties associated with our business is set forth below. You should carefully consider the risks and uncertainties described below, as well as the other information in this Annual Report on Form 10-K, including the consolidated financial statements and the related notes and "Management's Discussion and Analysis of Financial Condition and Results of Operations." The occurrence of any of the events or developments described below, or of additional risks and uncertainties not presently known to us or that we currently deem immaterial, could materially and adversely affect our business, results of operations, financial condition and growth prospects. In such an event, the market price of our common stock could decline, and you could lose all or part of your investment.

### Summary of Risk Factors

Investing in our common stock involves a high degree of risk because our business is subject to numerous risks and uncertainties, as fully described below. The principal factors and uncertainties that make investing in our common stock risky include, among others:

- the impact of the ongoing COVID-19 pandemic is highly uncertain and may adversely impact our business, particularly in India and other regions where we have significant operations and personnel;
- we have a history of losses and may not be able to achieve or sustain profitability in the future;
- if organizations do not adopt our cloud platform, our ability to grow our business and operating results may be adversely affected;
- if we are unable to attract new customers or our customers do not renew their subscriptions for our services and add additional users and services to their subscriptions, our future results of operations could be harmed;
- we face intense and increasing competition and could lose market share to our competitors;
- we have experienced rapid revenue and other growth in recent periods, which may not be indicative of our future performance;
- our operating results may fluctuate significantly, which could make our future results difficult to predict and could cause our operating results to fall below expectations;
- if the delivery of our services to our customers is interrupted or delayed for any reason, our business could suffer;
- the actual or perceived failure of our cloud platform to block malware or prevent a security breach or incident could harm our reputation and adversely impact our business;
- our business and growth depend in part on the success of our relationships with our channel partners;
- if our cloud platform or internal networks, systems or data are or are perceived to have been breached, our solution may be perceived as insecure, our reputation may be damaged and our financial results may be negatively impacted;
- we rely on our key technical, sales and management personnel to grow our business, and the loss of one or more key employees or the inability to attract and retain qualified personnel could harm our business;
- claims by others that we infringe their proprietary technology or other rights, or other lawsuits asserted against us, could result in significant costs and substantially harm our business; and
- servicing our debt may require a significant amount of cash, and we may not have sufficient cash flow from our business or the ability to raise funds to pay our substantial debt.

## Risks Related to Our Business

*The impact of the ongoing COVID-19 pandemic, including the resulting global economic uncertainty, is highly uncertain, very unclear and difficult to predict at this time, but it may have a material adverse impact on our business, results of operations, financial condition, liquidity and cash flows.*

In March 2020, the World Health Organization categorized COVID-19 as a pandemic, and the government of the United States declared the COVID-19 outbreak a national emergency. Despite the availability of vaccines in some geographies, COVID-19 continues to spread throughout the United States and globally, particularly in India and other regions where we have significant operations and personnel, and uncertainties exist as to the efficacy of vaccines against new variants or mutations of COVID-19. Therefore, the duration, severity of its effects and ultimate impact to the world's population and the global economy are unknown. To attempt to mitigate the spread of the pandemic, many state, local, and foreign governments put in place travel restrictions, quarantines, shelter-in-place orders, and other government orders and restrictions. These restrictions and orders resulted in business closures, work stoppages, slowdowns and delays, work-from-home policies, and cancellation or postponement of events, among other effects that could adversely impact our operations, as well as the operations of our customers, partners and vendors. In response to these government actions and mandates, we have modified and may continue to modify our business practices, including, among others, directing all employees to work from home, restricting employee travel, transitioning our employee onboarding and training to remote or online programs, holding virtual sales calls and meetings, and cancelling physical participation in events and conferences. Although there has been an easing of restrictions in certain jurisdictions, some or all of those restrictions have been and could be reinstated in the future to manage a resurgence or new outbreak of the COVID-19 pandemic, including in connection with new variants and mutations of the virus. These new variants and mutations and the logistics of vaccine distribution may lead to other restrictions being implemented in response to efforts to reduce the spread of COVID-19. In addition, the reopening of businesses and economies in certain countries is creating a variety of new challenges, including, for example, higher prices for goods and services, limited availability of products, and disruptions to supply chains. There is no certainty that the measures we have taken will be sufficient to mitigate the risks posed by the pandemic.

The impact of the COVID-19 pandemic is fluid and uncertain. We are unable to predict the impact that the COVID-19 pandemic will have on our results of operations, financial condition, liquidity and cash flows due to numerous uncertainties, including the duration and severity of the pandemic, the impact of the various mitigation efforts, vaccine administration rates and efficacy and other factors that may not be foreseeable. The COVID-19 pandemic has caused a global economic downturn and extreme volatility in financial markets, which could materially and adversely affect demand for our products and services as well as our results of operations and financial condition even after the pandemic is contained and global economic activity stabilizes. The COVID-19 pandemic, as well as restrictive measures undertaken to contain the spread of COVID-19, could decrease the spending of our existing and potential customers; cause our customers to fail to renew, reduce, shorten, terminate, or renegotiate their subscriptions for our services; and lengthen collection periods of accounts receivable. Any of these developments could adversely affect our business, results of operations, and financial condition. Additionally, concerns over the economic impact of the COVID-19 pandemic have caused extreme volatility in financial and other capital markets which may adversely impact our stock price.

While we have not to date experienced a significant impact to our business, operations or financial results as a result of the pandemic, there can be no assurance that these events will not have a material adverse impact on our business, operations or financial results in subsequent quarters or fiscal years.

***We have a history of losses and may not be able to achieve or sustain profitability in the future.***

We have incurred net losses in all periods since our inception, and we expect we will continue to incur net losses for the foreseeable future. We experienced net losses of \$262.0 million, \$115.1 million, and \$28.7 million for fiscal 2021, fiscal 2020 and fiscal 2019, respectively. As of July 31, 2021, we had an accumulated deficit of \$601.6 million. Because the market for our cloud platform is rapidly evolving and cloud security solutions have not yet reached widespread adoption, it is difficult for us to predict our future results of operations. We expect our operating expenses to increase significantly over the next several years as we continue to hire additional personnel, particularly in sales and marketing, expand our operations and infrastructure, both domestically and internationally, and continue to develop our platform. If we fail to increase our revenue to offset the increases in our operating expenses, we may not achieve or sustain profitability in the future.

***If organizations do not adopt our cloud platform, our ability to grow our business and operating results may be adversely affected.***

Cloud technologies are still evolving, and it is difficult to predict customer demand and adoption rates for our solutions or cloud-based offerings generally. We believe that our cloud platform offers superior protection to our customers, who are becoming increasingly dependent on the internet as they move their applications and data to the cloud. We also believe that our cloud platform represents a major shift from on-premises appliance-based security solutions. However, traditional on-premises security appliances are entrenched in the infrastructure of many of our potential customers, particularly large enterprises, because of their prior investment in and the familiarity of their IT personnel with on-premises appliance-based solutions. As a result, our sales process often involves extensive efforts to educate our customers on the benefits and capabilities of our cloud platform, particularly as we continue to pursue customer relationships with large organizations. Even with these efforts, we cannot predict market acceptance of our cloud platform, or the development of competing products or services based on other technologies. If we fail to achieve market acceptance of our cloud platform or are unable to keep pace with industry changes, our ability to grow our business and our operating results will be materially and adversely affected.

***If we are unable to attract new customers, our future results of operations could be harmed.***

To increase our revenue and achieve and maintain profitability, we must add new customers. To do so, we must successfully convince IT decision makers that, as they adopt SaaS applications and the public cloud, security delivered through the cloud provides significant advantages over legacy on-premises appliance-based security products. Additionally, many of our customers broadly deploy our products, which requires a significant commitment of resources. These factors significantly impact our ability to add new customers and increase the time, resources and sophistication required to do so. In addition, numerous other factors, many of which are out of our control, may now or in the future impact our ability to add new customers, including potential customers' commitments to legacy IT security vendors and products, real or perceived switching costs, our failure to expand, retain and motivate our sales and marketing personnel, our failure to develop or expand relationships with our channel partners or to attract new channel partners, failure by us to help our customers to successfully deploy our cloud platform, negative media or industry or financial analyst commentary regarding us or our solutions, litigation and deteriorating general economic conditions, including as a result of the COVID-19 pandemic, which has disproportionately affected certain of the industries and markets which we serve, such as transportation, hospitality, leisure and retail. If our efforts to attract new customers are not successful, our revenue and rate of revenue growth may decline, we may not achieve profitability and our future results of operations could be materially harmed.

***If our customers do not renew their subscriptions for our services and add additional users and services to their subscriptions, our future results of operations could be harmed.***

In order for us to maintain or improve our results of operations, it is important that our customers renew their subscriptions for our services when existing contract terms expire, and that we expand our commercial relationships with our existing customers. Our customers have no obligation to renew their subscriptions for our services after the expiration of their contractual subscription period, which is typically one to three years, and in the normal course of business, some customers have elected not to renew. In addition, in certain cases, customers may cancel their subscriptions without cause either at any time or upon advance written notice (typically ranging from 30 days to 60 days), typically subject to an early termination penalty for unused services. In addition, our customers may renew for fewer users, renew for shorter contract lengths or switch to a lower-cost suite. These risks may increase due to the COVID-19 pandemic, as our customers may be financially constrained in their IT spending. If our customers do not renew their subscription services, we could incur impairment losses related to our deferred contract acquisition costs. It is difficult to accurately predict long-term customer retention because of our varied customer base and given the length of our subscription contracts. Our customer retention and expansion may decline or fluctuate as a result of a number of factors, including our customers' satisfaction with our services, our prices and pricing plans, our customers' spending levels, decreases in the number of users to which our customers deploy our solutions, mergers and acquisitions involving our customers, competition and deteriorating general economic conditions.

Our future success also depends in part on the rate at which our current customers add additional users or services to their subscriptions, which is driven by a number of factors, including customer satisfaction with our services, customer security and networking issues and requirements, general economic conditions and customer reaction to the price per additional user or of additional services. If our efforts to expand our relationship with our existing customers are not successful, our business may materially suffer.

***We face intense and increasing competition and could lose market share to our competitors, which could adversely affect our business, financial condition and results of operations.***

The market for network security solutions is intensely competitive and characterized by rapid changes in technology, customer requirements, industry standards and frequent introductions of new and improvements of existing products and services. Our business model of delivering security through the cloud rather than legacy on-premises appliances is still relatively new and has not yet gained widespread market traction. Moreover, we compete with many established network and security vendors who are aggressively competing against us with their legacy appliance-based solutions and are also seeking to introduce cloud-based services that have functionality similar to our cloud platform. We expect competition to increase as other established and emerging companies enter the security solutions market, in particular with respect to cloud-based security solutions, as customer requirements evolve and as new products, services and technologies are introduced. If we are unable to anticipate or effectively react to these competitive challenges, our competitive position could weaken, and we could experience a decline in revenue or our growth rate that could materially and adversely affect our business and results of operations.

Our competitors and potential competitors include:

- independent IT security vendors, such as Check Point Software Technologies Ltd., Fortinet, Inc., Palo Alto Networks, Inc. and Broadcom, which offer a broad mix of network and endpoint security products;
- large networking vendors, such as Cisco Systems, Inc. and Juniper Networks, Inc., which offer security appliances and incorporate security capabilities in their networking products;

- companies such as FireEye, Inc., Forcepoint Inc. (previously, Websense, Inc.), Netskope, Inc. and Pulse Secure, LLC with point solutions that compete with some of the features of our cloud platform, such as proxy, firewall, sandboxing and advanced threat protection, data loss prevention, encryption, load balancing and VPN; and
- other providers of IT security services that offer, or may leverage related technologies to introduce, products that compete with or are alternatives to our cloud platform.

Many of our existing competitors have, and some of our potential competitors could have, substantial competitive advantages such as:

- greater name recognition, longer operating histories and larger customer bases;
- larger sales and marketing budgets and resources;
- broader distribution and established relationships with channel partners and customers;
- greater customer support resources;
- greater resources to make acquisitions and enter into strategic partnerships;
- lower labor and research and development costs;
- larger and more mature intellectual property rights portfolios; and
- substantially greater financial, technical and other resources.

Our competitors may be successful in convincing IT decision makers that legacy appliance-based security products or hybrid security cloud solutions based on legacy appliances are sufficient to meet their security needs and provide security performance that competes with our cloud platform. In addition, our competitors may develop cloud-based solutions with architectures similar to our products. Further, many organizations have invested substantial personnel and financial resources to design and operate their appliance-based networks and have established deep relationships with appliance vendors. As a result, these organizations may prefer to purchase from their existing suppliers rather than add or switch to a new supplier.

Our larger competitors have substantially broader and more diverse product and services offerings, which may allow them to leverage their relationships based on other products or incorporate functionality into existing products to gain business in a manner that discourages users from purchasing our services, including through selling at zero or negative margins, offering concessions, bundling products or maintaining closed technology platforms. Many competitors that specialize in providing protection from a single type of security threat may be able to deliver these targeted security products to the market more quickly than we can or to convince organizations that these limited products meet their needs.

Conditions in our market could change rapidly and significantly as a result of technological advancements, partnering or acquisitions by our competitors or continuing market consolidation. New start-up companies that innovate and large competitors that are making significant investments in research and development may invent similar or superior products, services and technologies that compete with our cloud platform. In addition, large companies with substantial communications infrastructure, such as global telecommunications services provider partners or public cloud providers, could choose to enter the security solutions market. Some of our current or potential competitors have made or could make acquisitions of businesses or establish cooperative relationships that may allow them to offer more directly competitive and comprehensive solutions than were previously offered and adapt more quickly to new technologies and customer needs. These competitive pressures in our market or our failure to compete effectively may result in price reductions, fewer orders, reduced revenue and gross margins, increased net losses and loss of market share. Any failure to meet and address these factors could materially harm our business and operating results.

***We have experienced rapid revenue and other growth in recent periods, which may not be indicative of our future performance.***

We have experienced rapid growth in revenue, operations and employee headcount in recent periods. In addition, the number of customers, users and internet traffic on our cloud platform has increased rapidly in recent years. You should not consider our recent growth in these areas as indicative of our future performance. While we expect to continue to expand our operations and to increase our headcount significantly in the future, both domestically and internationally, our growth may not be sustainable. In particular, our recent revenue growth rates may decline in the future and may not be sufficient to achieve and sustain profitability, as we also expect our costs to increase in future periods. We believe that historical comparisons of our revenue may not be meaningful and should not be relied upon as an indication of future performance. Accordingly, you should not rely on our revenue and other growth for any prior quarter or fiscal year as an indication of our future revenue or revenue growth.

***If we fail to effectively manage our growth, we may be unable to execute our business plan, maintain high levels of service, adequately address competitive challenges or maintain our corporate culture, and our business, financial condition and results of operations would be harmed.***

Our growth has placed, and future growth will continue to place, a significant strain on our management and our administrative, operational and financial infrastructure. Our success will depend in part on our ability to manage this growth effectively, which will require that we continue to improve our administrative, operational, financial and management systems and controls by, among other things:

- effectively attracting, training and integrating, including collaborating with, a large number of new employees, and in the short term, to do so remotely during the COVID-19 pandemic;
- further improving our key business applications, processes and IT infrastructure, including our data centers, to support our business needs;
- enhancing our information and communication systems to ensure that our employees and offices around the world are well coordinated and can effectively communicate with each other and our growing base of channel partners, customers and users; and
- appropriately documenting and testing our IT systems and business processes.

These and other improvements in our systems and controls will require significant capital expenditures and the allocation of valuable management and employee resources. If we fail to implement these improvements effectively, our ability to manage our expected growth, ensure uninterrupted operation of our cloud platform and key business systems and comply with the rules and regulations applicable to public companies could be impaired, the quality of our platform and services could suffer and we may not be able to adequately address competitive challenges.

In addition, we believe that our corporate culture has been a contributor to our success, which we believe fosters innovation, teamwork and an emphasis on customer-focused results. We also believe that our culture creates an environment that drives and perpetuates our strategy and cost-effective distribution approach. As we grow, we may find it difficult to maintain our corporate culture. Preservation of our corporate culture is also made more difficult as our work force has been working from home in connection with restrictions placed upon businesses due to the COVID-19 pandemic. A long-term continuation of these restrictions could, among other things, negatively impact employee morale and productivity. Any failure to preserve our culture could harm our future success, including our ability to retain and recruit personnel, innovate and operate effectively and execute on our business strategy. If we experience any of these effects in connection with future growth, it could materially impair our ability to attract new customers, retain existing customers and expand their use of our platform, all of which would materially and adversely affect our business, financial condition and results of operations.



***Our relatively limited operating history makes it difficult to evaluate our current business and prospects and may increase the risk that we will not be successful.***

Our relatively limited operating history makes it difficult to evaluate our current business and prospects and plan for our future growth. We were incorporated in 2007, with much of our sales and revenue growth occurring in recent years. As a result, our business model has not been fully proven, which subjects us to a number of uncertainties, including our ability to plan for and model future growth. While we have continued to develop our solutions to incorporate multiple security and compliance applications into a single purpose-built, multi-tenant, distributed cloud platform, we have encountered and will continue to encounter risks and uncertainties frequently experienced by rapidly growing companies in developing markets, including our ability to achieve broad market acceptance of our cloud platform, attract additional customers, grow partnerships, withstand increasing competition and manage increasing expenses as we continue to grow our business. If our assumptions regarding these risks and uncertainties are incorrect or change in response to changes in the market for network security solutions, our operating and financial results could differ materially from our expectations and our business could suffer.

***Our operating results may fluctuate significantly, which could make our future results difficult to predict and could cause our operating results to fall below expectations.***

Our operating results may fluctuate from quarter to quarter as a result of a number of factors, many of which are outside of our control and may be difficult to predict. Some of the factors that may cause our results of operations to fluctuate from quarter to quarter include:

- broad market acceptance and the level of demand for our cloud platform;
- our ability to attract new customers, particularly large enterprises;
- our ability to retain customers and expand their usage of our platform, particularly our largest customers;
- our ability to successfully expand internationally and penetrate key markets;
- the effectiveness of our sales and marketing programs;
- the length of our sales cycle, including the timing of renewals;
- technological changes and the timing and success of new service introductions by us or our competitors or any other change in the competitive landscape of our market;
- increases in and timing of operating expenses that we may incur to grow and expand our operations and to remain competitive;
- pricing pressure as a result of competition or otherwise;
- seasonal buying patterns for IT spending, including the possible slowdown in IT spending due to the recent global economic downturn;
- the quality and level of our execution of our business strategy and operating plan;
- adverse litigation judgments, settlements or other litigation-related costs;
- changes in the legislative or regulatory environment;
- the impact and costs related to the acquisition of businesses, talent, technologies or intellectual property rights;

- fluctuations in currency exchange rates and changes in the proportion of our revenue and expenses denominated in foreign currencies;
- changes in U.S. generally accepted accounting principles; and
- general economic conditions in either domestic or international markets, including geopolitical uncertainty and instability and global health crises and pandemics, such as COVID-19, and governmental responses thereto.

Any one or more of the factors above may result in significant fluctuations in our results of operations. We also intend to continue to invest significantly to grow our business in the near future rather than optimizing for profitability or cash flows. In addition, we generally experience seasonality in terms of when we enter into agreements with customers. We typically enter into a higher percentage of agreements with new customers, as well as renewal agreements with existing customers, in the second and fourth quarters of our fiscal year. This seasonality is reflected to a much lesser extent, and sometimes is not immediately apparent, in revenue, due to the fact that we recognize subscription revenue ratably over the term of the subscription, which is generally one to three years. We expect that seasonality will continue to affect our operating results in the future and may reduce our ability to predict cash flow and optimize the timing of our operating expenses.

The variability and unpredictability of our quarterly results of operations or other operating metrics could result in our failure to meet our expectations or those of industry or financial analysts. If we fail to meet or exceed such expectations for these or any other reasons, the market price of our common stock could fall substantially, and we could face costly lawsuits, including securities class action suits.

***If the delivery of our services to our customers is interrupted or delayed for any reason, our business could suffer.***

Any interruption or delay in the delivery of our services will negatively impact our customers. Our solutions are deployed via the internet, and our customers' internet traffic is routed through our cloud platform. Our customers depend on the continuous availability of our cloud platform to access the internet, and our services are designed to operate without interruption in accordance with our service level commitments. If our entire platform were to fail, customers and users could lose access to the internet until such disruption is resolved or customers deploy disaster recovery options that allow them to bypass our cloud platform to access the internet. The adverse effects of any service interruptions on our reputation and financial condition may be disproportionately heightened due to the nature of our business and the fact that our customers expect continuous and uninterrupted internet access and have a low tolerance for interruptions of any duration. While we do not consider them to have been material, we have experienced, and may in the future experience, service disruptions and other performance problems due to a variety of factors.

The following factors, many of which are beyond our control, can affect the delivery and availability of our services and the performance of our cloud:

- the development and maintenance of the infrastructure of the internet;
- the performance and availability of third-party telecommunications services with the necessary speed, data capacity and security for providing reliable internet access and services;
- decisions by the owners and operators of the data centers where our cloud infrastructure is deployed or by global telecommunications service provider partners who provide us with network bandwidth to terminate our contracts, discontinue services to us, shut down operations or facilities, increase prices, change service levels, limit bandwidth, declare bankruptcy or prioritize the traffic of other parties;

- the occurrence of earthquakes, floods, fires, pandemics, power loss, system failures, physical or electronic break-ins, acts of war or terrorism, human error or interference (including by disgruntled employees, former employees or contractors) and other catastrophic events;
- cyberattacks, including denial of service attacks, targeted at us, our data centers, our global telecommunications service provider partners or the infrastructure of the internet;
- failure by us to maintain and update our cloud infrastructure to meet our traffic capacity requirements;
- errors, defects or performance problems in our software, including third-party software incorporated in our software, which we use to operate our cloud platform;
- improper classification of websites by our vendors who provide us with lists of malicious websites;
- improper deployment or configuration of our services;
- the failure of our redundancy systems, in the event of a service disruption at one of our data centers, to provide failover to other data centers in our data center network; and
- the failure of our disaster recovery and business continuity arrangements.

The occurrence of any of these factors, or if we are unable to efficiently and cost-effectively fix such errors or other problems that may be identified, could damage our reputation, negatively impact our relationship with our customers or otherwise materially harm our business, results of operations and financial condition.

In addition, we provide our services through a cloud-based inline proxy, and some governments, third-party products, websites or services may block proxy-based traffic under certain circumstances. For example, vendors may attempt to block traffic from our cloud platform or blacklist our IP addresses because they cannot identify the source of the proxy-based traffic. Our competitors may use this as an excuse to block traffic from their solutions or blacklist our IP addresses, which may result in our customers' traffic being blocked from our platform. If our customers experience significant instances of traffic blockages, they will experience reduced functionality or other inefficiencies, which would reduce customer satisfaction with our services and likelihood of renewal.

***The actual or perceived failure of our cloud platform to block malware or prevent a security breach or incident could harm our reputation and adversely impact our business, financial condition and results of operations.***

Our cloud platform may fail to detect or prevent security breaches or incidents for any number of reasons. Our cloud platform is complex and may contain performance issues that are not detected until after its deployment. We also provide frequent solution updates and fundamental enhancements, which increase the possibility of errors, and our reporting, tracking, monitoring and quality assurance procedures may not be sufficient to ensure we detect any such defects in a timely manner. The performance of our cloud platform can be negatively impacted by our failure to enhance, expand or update our cloud platform, bugs, errors or defects in our software, improper classification of websites by our vendors who provide us with lists of malicious websites, improper deployment or configuration of our services and many other factors.

In addition, because the techniques used by computer hackers to access or sabotage networks and other systems change frequently and generally are not recognized until launched against a target, there is a risk that a cyber threat could emerge that our services are unable to detect or prevent until after some of our customers are impacted. Moreover, as our services are adopted by an increasing number of enterprises, it is possible that the individuals and organizations behind cyber threats will focus on finding ways to defeat our services. If this happens, our cloud platform could be targeted by attacks specifically designed to disrupt our business and create the perception that our cloud platform is not capable of providing superior security, which, in turn, could have a serious impact on our reputation as a provider of security solutions. Further, if a high

profile security breach or incident occurs with respect to another cloud services provider, our customers and potential customers may lose trust in cloud solutions generally, and with respect to security in particular, which could materially and adversely impact our ability to retain existing customers or attract new customers.

Increasingly, companies are subject to a wide variety of attacks on their networks and systems, including traditional computer hackers, malicious code (such as viruses and worms), distributed denial-of-service attacks, sophisticated attacks conducted or sponsored by nation-states, advanced persistent threat intrusions, ransomware and other malware, and theft or misuse of intellectual property or business or personal data, including by disgruntled employees, former employees or contractors. No security solution, including our cloud platform, can address all possible security threats or block all methods of penetrating a network or otherwise perpetrating a security breach or incident. Our customers must rely on complex network and security infrastructures, which include products and services from multiple vendors, to secure their networks. If any of our customers becomes infected with malware or experiences a security breach or incident, they could be disappointed with our services, regardless of whether our services are intended to block the attack or would have blocked the attack if the customer had properly configured our cloud platform. Additionally, if any enterprises that are publicly known to use our services are the subject of a cyberattack that becomes publicized, our current or potential customers may look to our competitors for alternatives to our services.

From time to time, industry or financial analysts and research firms test our solutions against other security products. Our services may fail to detect or prevent threats in any particular test for a number of reasons, including misconfiguration. To the extent potential customers, industry or financial analysts or testing firms believe that the occurrence of a failure to detect or prevent any particular threat is a flaw or indicates that our services do not provide significant value, our reputation and business could be materially harmed.

Any real or perceived flaws in our cloud platform or any real or perceived security breaches or other security incidents of our customers could result in:

- a loss of existing or potential customers or channel partners;
- delayed or lost sales and harm to our financial condition and results of operations;
- a delay in attaining, or the failure to attain, market acceptance;
- the expenditure of significant financial resources in efforts to analyze, correct, eliminate, remediate or work around errors or defects, to address and eliminate vulnerabilities and to address any applicable legal or contractual obligations relating to any actual or perceived security breach or incident;
- negative publicity and damage to our reputation and brand; and
- legal claims and demands (including for stolen assets or information, repair of system damages, and compensation to customers and business partners), litigation, regulatory inquiries or investigations and other liability.

Any of the above results could materially and adversely affect our business, financial condition and results of operations.

Additionally, with data security a critical competitive factor in our industry, we make public statements in our privacy policies, on our website, and elsewhere describing the security of our platform and the performance of our solutions. As a result, we may face claims, including claims of unfair or deceptive trade practices, brought by the U.S. Federal Trade Commission, state, local, or foreign regulators, and private litigants.

***If our global network of data centers which deliver our services was damaged or otherwise failed to meet the requirement of our business, our ability to provide services to our customers and maintain the performance of our cloud platform could be negatively impacted, which could cause our business to suffer.***

We currently host our cloud platform and serve our customers from a global network of over 150 data centers. While we have electronic access to the components and infrastructure of our cloud platform that are hosted by third parties, we do not control the operation of these facilities. Consequently, we may be subject to service disruptions as well as failures to provide adequate support for reasons that are outside of our direct control. Our data centers are vulnerable to damage or interruption from a variety of sources, including earthquakes, floods, fires, power loss, system failures, computer viruses, physical or electronic break-ins, human error or interference (including by disgruntled employees, former employees or contractors), and other catastrophic events, including those exacerbated by the effects of climate change. Our data centers may also be subject to local administrative actions, changes to legal or permitting requirements and litigation to stop, limit or delay operations. Despite precautions taken at these facilities, such as disaster recovery and business continuity arrangements, the occurrence of a natural disaster or an act of terrorism, a decision to close the facilities without adequate notice or other unanticipated problems at these facilities could result in interruptions or delays in our services, impede our ability to scale our operations or have other adverse impacts upon our business. In addition, if we do not accurately plan for our infrastructure capacity requirements or experience significant strains on our data center capacity, we may experience delays and additional expenses in arranging new data centers, and our customers could experience performance degradation or service outages that may subject us to financial liabilities, result in customer losses and materially harm our business. For example, to manage a dramatic increase in ZPA traffic resulting from our customers' employees working from home in response to the COVID-19 pandemic, we temporarily increased our use of public cloud infrastructure which is substantially more expensive than our own data centers. If we must again increase our use of public cloud infrastructure in the future, our results of operations could be negatively impacted.

***Our business and growth depend in part on the success of our relationships with our channel partners.***

We currently derive most of our revenue from sales through our channel partner network, and we expect for the foreseeable future most of our future revenue growth will also be driven through this network. Not only does our joint sales approach require additional investment to grow and train our sales force, but we believe that continued growth in our business is dependent upon identifying, developing and maintaining strategic relationships with our existing and potential channel partners, including global systems integrators and regional telecommunications service providers that will in turn drive substantial revenue and provide additional value-added services to our customers. Our agreements with our channel partners are generally non-exclusive, meaning our channel partners may offer customers the products of several different companies, including products that compete with our cloud platform. In general, our channel partners may also cease marketing or reselling our platform with limited or no notice and without penalty. If our channel partners do not effectively market and sell subscriptions to our cloud platform, choose to promote our competitors' products or fail to meet the needs of our customers, our ability to grow our business and sell subscriptions to our cloud platform may be adversely affected. For example, sales through our top five channel partners and their affiliates, in aggregate, represented 34% of our revenue for fiscal 2021, 40% of our revenue for fiscal 2020 and 42% of our revenue for fiscal 2019. In addition, our channel partner structure could subject us to lawsuits or reputational harm if, for example, a channel partner misrepresents the functionality of our cloud platform to customers or violates applicable laws or our corporate policies. In addition, our channel partners' operations may be negatively impacted by the effects that the COVID-19 pandemic is having on the global economy, such as increased credit risk of end customers and the uncertain credit markets. Our ability to achieve revenue growth in the future will depend in large part on our success in maintaining successful relationships with our channel partners, identifying additional channel partners and training our channel partners to independently sell and deploy our platform. If we are unable to maintain our relationships with our existing channel partners or develop successful relationships with new channel partners or if our channel partners fail to perform, our business, financial position and results of operations could be materially and adversely affected.

***If we are not able to maintain and enhance our brand, our business and results of operations may be adversely affected.***

We believe that maintaining and enhancing our reputation as a provider of high-quality security solutions is critical to our relationship with our existing customers and channel partners and our ability to attract new customers and channel partners. The successful promotion of our brand will depend on a number of factors, including our marketing efforts, our ability to continue to develop high-quality features and solutions for our cloud platform and our ability to successfully differentiate our platform from competitive products and services. Our brand promotion activities may not be successful or yield increased revenue. In addition, independent industry or financial analysts often provide reviews of our platform, as well as products and services of our competitors, and perception of our platform in the marketplace may be significantly influenced by these reviews. If these reviews are negative, or less positive as compared to those of our competitors' products and services, our brand may be adversely affected. Additionally, the performance of our channel partners may affect our brand and reputation if customers do not have a positive experience with our channel partners' services. The promotion of our brand requires us to make substantial expenditures, and we anticipate that the expenditures will increase as our market becomes more competitive, we expand into new markets and more sales are generated through our channel partners. To the extent that these activities yield increased revenue, this revenue may not offset the increased expenses we incur. If we do not successfully maintain and enhance our brand, our business may not grow, we may have reduced pricing power relative to competitors and we could lose customers or fail to attract potential customers, all of which would materially and adversely affect our business, results of operations and financial condition.

***If we do not effectively develop and expand our sales and marketing capabilities, we may be unable to add new customers or increase sales to our existing customers, and our business will be adversely affected.***

To increase the number of customers and increase the market acceptance of our platform, we will need to expand our sales and marketing operations, including our domestic and international sales force. Although we have a channel sales model, our sales representatives typically engage in direct interaction with our prospective customers. Therefore, we continue to be substantially dependent on our sales force to obtain new customers. Increasing our customer base and achieving broader market acceptance of our cloud platform will depend, to a significant extent, on our ability to expand and further invest in our sales and marketing operations and activities. There is significant competition for sales personnel with the advanced sales skills and technical knowledge we need. We believe that selling a cloud-based security solution requires particularly talented sales personnel with the ability to communicate the transformative potential of our cloud platform. Our ability to achieve significant growth in revenue in the future will depend, in large part, on our success in recruiting, training and retaining sufficient numbers of these talented sales personnel in both the U.S. and international markets. In particular, in the near term, we expect to expand our sales and marketing organization significantly and there is no guarantee that we can effectively transition our employee onboarding and training processes to remote or online programs during the COVID-19 pandemic and efficiently integrate these new hires into our organization.

New hires require significant training and may take significant time before they achieve full productivity. As a result, our new hires and planned hires may not become as productive as we would like, and we may be unable to hire or retain sufficient numbers of qualified individuals in the future. As a result of our rapid growth, a large percentage of our sales and marketing team is new to our company and selling our solutions, and therefore this team may be less effective than our more seasoned employees. Furthermore, hiring sales personnel in new countries, or expanding our existing presence, requires upfront and ongoing expenditures that we may not recover if the sales personnel fail to achieve full productivity. We cannot predict whether, or to what extent, our sales will increase as we expand our sales force or how long it will take for sales personnel to become productive. The effectiveness of our sales and marketing has also varied over time and, together with the effectiveness of any partners or resellers we may engage, may vary in the future. Our business and operating results may be harmed if our efforts do not generate a correspondingly significant increase in revenue. We may not achieve anticipated revenue growth from expanding our sales force if we are unable to hire, develop and retain talented sales personnel, if our

new sales personnel are unable to achieve desired productivity levels in a reasonable period of time, or if our sales and marketing programs are not effective.

***Our sales cycles can be long and unpredictable, and our sales efforts require considerable time and expense.***

The timing of our sales and related revenue recognition is difficult to predict because of the length and unpredictability of the sales cycle for our cloud platform, particularly with respect to large organizations. Our sales efforts typically involve educating our prospective customers about the uses, benefits and the value proposition of our cloud platform. Customers often view the subscription to our cloud platform as a significant decision as part of a strategic transformation initiative and, as a result, frequently require considerable time to evaluate, test and qualify our platform prior to entering into or expanding a relationship with us. Large enterprises and government entities in particular often undertake a significant evaluation process that further lengthens the sales cycle. The ongoing COVID-19 pandemic may further extend sales cycles for some of our products and services.

Our sales force develops relationships directly with our customers, and together with our channel account teams, works with our channel partners on account penetration, account coordination, sales and overall market development. We spend substantial time and resources on our sales efforts without any assurance that our efforts will produce a sale. Platform purchases are frequently subject to budget constraints, multiple approvals and unanticipated administrative, processing and other delays. As a result, it is difficult to predict whether and when a sale will be completed and when revenue from a sale will be recognized.

Sales to larger customers involve risks that may not be present, or that are present to a lesser extent, with sales to smaller customers, which can act as a disincentive to our sales team to pursue these larger customers. These risks include:

- competition from companies that traditionally target larger enterprises and that may have pre-existing relationships or purchase commitments from such customers;
- increased purchasing power and leverage held by larger customers in negotiating contractual arrangements with us;
- more stringent requirements in our support obligations; and
- longer sales cycles and the associated risk that substantial time and resources may be spent on a potential customer that elects not to purchase our solutions.

The failure of our efforts to secure sales after investing resources in a lengthy sales process could materially and adversely affect our business and operating results.

***If we fail to develop or introduce new enhancements to our cloud platform on a timely basis, our ability to attract and retain customers, remain competitive and grow our business could be impaired.***

The industry in which we compete is characterized by rapid technological change, frequent introductions of new products and services, evolving industry standards and changing regulations, as well as changing customer needs, requirements and preferences. Our ability to attract new customers and increase revenue from existing customers will depend in significant part on our ability to anticipate and respond effectively to these changes on a timely basis and continue to introduce enhancements to our cloud platform. The success of our cloud platform depends on our continued investment in our research and development organization to increase the reliability, availability and scalability of our existing solutions. The success of any enhancement depends on several factors, including the timely completion and market acceptance of the enhancement. Any new service that we develop might not be introduced in a timely or cost-effective manner and might not achieve the broad market acceptance necessary to generate significant revenue. If new technologies emerge that deliver competitive products and services at lower prices, more efficiently, more conveniently or more securely, these technologies

could adversely impact our ability to compete effectively. Any delay or failure in the introduction of enhancements could materially harm our business, results of operations and financial condition.

***Because we recognize revenue from subscriptions for our services over the term of the subscription, downturns or upturns in new business may not be immediately reflected in our operating results and may be difficult to discern.***

We generally recognize revenue from customers ratably over the terms of their subscriptions, which are typically one to three years. As a result, a substantial portion of the revenue we report in each period is attributable to the recognition of deferred revenue relating to agreements that we entered into during previous periods. Consequently, any increase or decline in new sales or renewals in any one period may not be immediately reflected in our revenue for that period. Any such change, however, may affect our revenue in future periods. Additionally, subscriptions that are invoiced annually in advance or multi-year in advance contribute significantly to our short-term and long-term deferred revenue in comparison to our invoices issued quarterly and monthly in advance, which will also affect our financial position in any given period. Accordingly, the effect of downturns or upturns in new sales and potential changes in our rate of renewals may not be fully reflected in our results of operations until future periods. We may also be unable to reduce our cost structure in line with a significant deterioration in sales or renewals. Our subscription model also makes it difficult for us to rapidly increase our revenue through additional sales in any period, as revenue from new customers must be recognized over the applicable subscription term.

***If our cloud platform or internal networks, systems or data are or are perceived to have been breached, our solution may be perceived as insecure, our reputation may be damaged and our financial results may be negatively impacted.***

It is virtually impossible for us to entirely mitigate the risk of breaches of our cloud platform or other security incidents affecting our internal systems, networks or data. In addition, the functionality of our platform may be disrupted, either intentionally or due to negligence, by third parties, including disgruntled employees or contractors and other current or former employees or contractors. The security measures we use internally and have integrated into our cloud platform, which are designed to detect unauthorized activity and prevent or minimize security breaches, may not function as expected or may not be sufficient to identify or protect against certain attacks. Companies are subject to a wide variety of attacks on their networks and systems, and techniques used to sabotage or to obtain unauthorized access to networks in which data is stored or through which data is transmitted change frequently and generally are not recognized until launched against a target. As a result, we may be unable to anticipate these techniques or implement adequate measures to prevent an electronic intrusion into our customers through our cloud platform or to prevent breaches and other security incidents affecting our cloud platform, internal networks, systems or data. Further, once identified, we may be unable to remediate or otherwise respond to a breach or other incident in a timely manner. Actual or perceived security breaches of our cloud platform could result in actual or perceived breaches of our customers' networks and system.

Our internal systems are exposed to the same cybersecurity risks and consequences of a breach as our customers and other enterprises. However, since our business is focused on providing reliable security services to our customers, we believe that an actual or perceived breach of, or security incident affecting, our internal networks, systems or data, could be especially detrimental to our reputation, customer confidence in our solution and our business. Additionally, due to the COVID 19 pandemic, many of our personnel continue to work remotely, which may pose additional data security risks.

Any real or perceived security breaches or other security incidents that we suffer with regard to our systems, networks or data, including any such actual or perceived security breaches or security incidents that result, or are believed to result, in actual or perceived breaches of our customers' networks or systems, could result in:



- the expenditure of significant financial resources in efforts to analyze, correct, eliminate, remediate or work around errors or defects, to address and eliminate vulnerabilities and to address any applicable legal or contractual obligations relating to any actual or perceived security breach or other security incident;
- negative publicity and damage to our reputation, brand, and market position;
- harm to our relationships with, and a loss of, existing or potential customers or channel partners;
- delayed or lost sales and harm to our financial condition and results of operations;
- a delay in attaining, or the failure to attain, market acceptance; and
- legal claims and demands (including for stolen assets or information, repair of system damages and compensation to customers and business partners), litigation, regulatory inquiries or investigations and other liability.

Any of the above could materially and adversely affect our business, financial condition and results of operations.

While we maintain insurance, our insurance may be insufficient to cover all liabilities incurred in relation to actual or perceived security breaches or other security incidents. We also cannot be certain that our insurance coverage will be adequate for liabilities actually incurred, that insurance will continue to be available to us on economically reasonable terms, or at all, or that any insurer will not deny coverage as to any future claim. The successful assertion of one or more large claims against us that exceed available insurance coverage, or the occurrence of changes in our insurance policies, including premium increases or the imposition of large deductible or co-insurance requirements, could have a material adverse effect on our business, including our financial condition, operating results, and reputation.

***If our cloud platform does not interoperate with our customers' network and security infrastructure or with third-party products, websites or services, our cloud platform may become less competitive and our results of operations may be harmed.***

Our cloud platform must interoperate with our customers' existing network and security infrastructure. These complex systems are developed, delivered and maintained by the customer and a myriad of vendors and service providers. As a result, the components of our customers' infrastructure have different specifications, rapidly evolve, utilize multiple protocol standards, include multiple versions and generations of products and may be highly customized. We must be able to interoperate and provide our security services to customers with highly complex and customized networks, which requires careful planning and execution between our customers, our customer support teams and our channel partners. Further, when new or updated elements of our customers' infrastructure or new industry standards or protocols are introduced, we may have to update or enhance our cloud platform to allow us to continue to provide service to customers. Our competitors or other vendors may refuse to work with us to allow their products to interoperate with our solutions, which could make it difficult for our cloud platform to function properly in customer networks that include these third-party products.

We may not deliver or maintain interoperability quickly or cost-effectively, or at all. These efforts require capital investment and engineering resources. If we fail to maintain compatibility of our cloud platform with our customers' network and security infrastructures, our customers may not be able to fully utilize our solutions, and we may, among other consequences, lose or fail to increase our market share and experience reduced demand for our services, which would materially harm our business, operating results and financial condition.

***We provide service level commitments under our customer contracts. If we fail to meet these contractual commitments, we could be obligated to provide credits for future service and our business could suffer.***

Our customer agreements contain service level commitments, which contain specifications regarding the availability and performance of our cloud platform. Any failure of or disruption to our infrastructure could impact the performance of our platform and the availability of services to customers. If we are unable to meet our stated service level commitments or if we suffer extended periods of poor performance or unavailability of our platform, we may be contractually obligated to provide affected customers with service credits for future subscriptions, and, in certain cases, refunds. To date, there has not been a material failure to meet our service level commitments, and we do not currently have any material liabilities accrued on our balance sheet for such commitments. Our revenue, other results of operations and financial condition could be harmed if we suffer performance issues or downtime that exceeds the service level commitments under our agreements with our customers.

***Our ability to maintain customer satisfaction depends in part on the quality of our customer support, including the quality of the support provided on our behalf by certain channel partners. Failure to maintain high-quality customer support could have an adverse effect on our business, financial condition and results of operations.***

If we do not provide superior support to our customers, our ability to renew subscriptions, increase the number of users and sell additional services to customers will be adversely affected. We believe that successfully delivering our cloud solution requires a particularly high level of customer support and engagement. We or our channel partners must successfully assist our customers in deploying our cloud platform, resolving performance issues, addressing interoperability challenges with a customer's existing network and security infrastructure and responding to security threats and cyberattacks. Many enterprises, particularly large organizations, have very complex networks and require high levels of focused support, including premium support offerings, to fully realize the benefits of our cloud platform. Any failure by us to maintain the expected level of support could reduce customer satisfaction and hurt our customer retention, particularly with respect to our large enterprise customers. Additionally, if our channel partners do not provide support to the satisfaction of our customers, we may be required to provide this level of support to those customers, which would require us to hire additional personnel and to invest in additional resources. We may not be able to hire such resources fast enough to keep up with demand, particularly if the sales of our platform exceed our internal forecasts. We may also not be successful in our efforts to fully onboard new hires and provide adequate training to our employees, who are working remotely as a result of the COVID-19 pandemic. To the extent that we or our channel partners are unsuccessful in hiring, training and retaining adequate support resources, our ability and the ability of our channel partners to provide adequate and timely support to our customers will be negatively impacted, and our customers' satisfaction with our cloud platform could be adversely affected. We currently rely in part on contractors provided by third-party service providers internationally to provide support services to our customers, and we expect to expand our international customer service support team to other countries. Any failure to properly train or oversee such contractors could result in a poor customer experience and an adverse impact on our reputation and ability to renew subscriptions or engage new customers. Furthermore, as we sell our solutions internationally, our support organization faces additional challenges, including those associated with delivering support, training and documentation in languages other than English. Any failure to maintain high-quality customer support, or a market perception that we do not maintain high-quality support, could materially harm our reputation, adversely affect our ability to sell our solutions to existing and prospective customers and could harm our business, financial condition and results of operations.

***We rely on our key technical, sales and management personnel to grow our business, and the loss of one or more key employees or the inability to attract and retain qualified personnel could harm our business.***

Our future success is substantially dependent on our ability to attract, retain and motivate the members of our management team and other key employees throughout our organization. In particular, we are highly dependent on the services of Jay Chaudhry, our president, chief executive officer and chairman of our board of directors, who is critical to our future vision and strategic direction. We rely on our leadership team in the areas of operations, security, marketing, sales, support and general and administrative functions, and on individual contributors on our research and development team. Although we have entered into employment agreements with our key personnel, these agreements have no specific duration and constitute at-will employment. We do not maintain key person life insurance policies on any of our employees. The loss of one or more of our executive officers or key employees could seriously harm our business.

To execute our growth plan, we must attract and retain highly qualified personnel. Competition for these personnel in the San Francisco Bay Area, where our headquarters are located, and in other locations where we maintain offices, is intense, especially for experienced sales professionals and for engineers experienced in designing and developing cloud applications and security software. We have from time to time experienced, and we expect to continue to experience, difficulty in hiring and retaining employees with appropriate qualifications. For example, in recent years, recruiting, hiring and retaining employees with expertise in the cybersecurity industry has become increasingly difficult as the demand for cybersecurity professionals has increased as a result of the recent cybersecurity attacks on global corporations and governments. Many of the companies with which we compete for experienced personnel have greater resources than we have. Further, with restrictions on activities imposed by governments across the world as a result of the COVID-19 pandemic, it has become more difficult to hire new employees into our business. If these restrictions persist or if attrition increases for an extended period, we may be unable to fully address our hiring needs. In addition, job candidates and existing employees often consider the value of the equity awards they receive in connection with their employment. Volatility or lack of performance in our stock price may also affect our ability to attract and retain our key employees. Also, many of our employees have become, or will soon become, vested in a substantial amount of equity awards, which may give them a substantial amount of personal wealth. This may make it more difficult for us to retain and motivate these employees, and this wealth could affect their decision about whether or not they continue to work for us. Any failure to successfully attract, integrate or retain qualified personnel to fulfill our current or future needs could materially and adversely affect our business, operating results and financial condition.

***We incorporate technology from third parties into our cloud platform, and our inability to obtain or maintain rights to the technology could harm our business.***

We license software and other technology from third parties that we incorporate into or integrate with, our cloud platform. We cannot be certain that our licensors are not infringing the intellectual property rights of third parties or that our licensors have sufficient rights to the licensed intellectual property in all jurisdictions in which we may sell our services. In addition, many licenses are non-exclusive, and therefore our competitors may have access to the same technology licensed to us. Some of our agreements with our licensors may be terminated for convenience by them, or otherwise provide for a limited term. If we are unable to continue to license any of this technology for any reason, our ability to develop and sell our services containing such technology could be harmed. Similarly, if we are unable to license necessary technology from third parties now or in the future, we may be forced to acquire or develop alternative technology, which we may be unable to do in a commercially feasible manner or at all, and we may be required to use alternative technology of lower quality or performance standards. This could limit and delay our ability to offer new or competitive products and services and increase our costs of production. As a result, our business and results of operations could be significantly harmed. Additionally, as part of our longer-term strategy, we plan to open our cloud platform to third-party developers and applications to further extend its functionality. We cannot be certain that such efforts to grow our business will be successful.

***Some of our technology incorporates "open source" software, and we license some of our software through open source projects, which could negatively affect our ability to sell our platform and subject us to possible litigation.***

Our solutions incorporate software licensed by third parties under open source licenses, including open source software included in software we receive from third-party commercial software vendors. Use of open source software may entail greater risks than use of third-party commercial software, as open source licensors generally do not provide support, updates or warranties or other contractual protections regarding infringement claims or the quality of the code. In addition, the wide availability of open source software used in our solutions could expose us to security vulnerabilities. Furthermore, the terms of many open source licenses have not been interpreted by U.S. courts, and there is a risk that such licenses could be construed in a manner that imposes unanticipated conditions or restrictions on our ability to market or commercialize our solutions. As a result, we could be subject to lawsuits by parties claiming ownership of what we believe to be open source software. Litigation could be costly for us to defend, have a negative effect on our results of operations and financial condition or require us to devote additional research and development resources to change our solutions. In addition, by the terms of some open source licenses, under certain conditions we could be required to release the source code of our proprietary software, and to make our proprietary software available under open source licenses, including authorizing further modification and redistribution. In the event that portions of our proprietary software are determined to be subject to such requirements by an open source license, we could be required to publicly release the affected portions of our source code, re-engineer all or a portion of our platform or otherwise be limited in the licensing of our services, each of which provide an advantage to our competitors or other entrants to the market, create security vulnerabilities in our solutions and could reduce or eliminate the value of our services. Further, if we are held to have breached or otherwise failed to comply with the terms of an open source software license, we could be required to release certain of our proprietary source code under open source licenses, pay monetary damages, seek licenses from third parties to continue offering our services on terms that are not economically feasible or be subject to injunctions that could require us to discontinue the sale of our services if re-engineering could not be accomplished on a timely basis. Many of the risks associated with use of open source software cannot be eliminated and could negatively affect our business. Moreover, we cannot assure you that our processes for controlling our use of open source software in our platform will be effective. Responding to any infringement or noncompliance claim by an open source vendor, regardless of its validity, or discovering open source software code in our platform could harm our business, operating results and financial condition by, among other things:

- resulting in time-consuming and costly litigation;
- diverting management's time and attention from developing our business;
- requiring us to pay monetary damages or enter into royalty and licensing agreements that we would not normally find acceptable;
- causing delays in the deployment of our platform or service offerings to our customers;
- requiring us to stop offering certain services or features of our platform;
- requiring us to redesign certain components of our platform using alternative non-infringing or non-open source technology, which could require significant effort and expense;
- requiring us to disclose our software source code and the detailed program commands for our software; and
- requiring us to satisfy indemnification obligations to our customers.

***We rely on a limited number of suppliers for certain components of the equipment we use to operate our cloud platform, and any disruption in the availability of these components could delay our ability to expand or increase the capacity of our global data center network or replace defective equipment in our existing data centers.***

We rely on a limited number of suppliers for several components of the equipment we use to operate our cloud platform and provide services to our customers. Our reliance on these suppliers exposes us to risks, including reduced control over production costs and constraints based on the then current availability, terms and pricing of these components. For example, we generally purchase these components on a purchase order basis, and do not have long-term contracts guaranteeing supply. In addition, the technology industry has experienced component shortages and delivery delays in the past, and we may experience shortages or delays, including as a result of natural disasters, increased demand in the industry or if our suppliers do not have sufficient rights to supply the components in all jurisdictions in which we may host our services. For example, though the COVID-19 pandemic has not yet had a material impact on our supply chain, the pandemic could result in disruptions and delays for these components. If our supply of certain components is disrupted or delayed, there can be no assurance that additional supplies or components can serve as adequate replacements for the existing components or that supplies will be available on terms that are favorable to us, if at all. Any disruption or delay in the supply of our components may delay opening new data centers, delay increasing capacity or replacing defective equipment at existing data centers or cause other constraints on our operations that could damage our channel partner or customer relationships.

***Claims by others that we infringe their proprietary technology or other rights, or other lawsuits asserted against us, could result in significant costs and substantially harm our business, financial condition, results of operations and prospects.***

A number of companies in our industry hold a large number of patents and also protect their copyright, trade secret and other intellectual property rights, and companies in the networking and security industry frequently enter into litigation based on allegations of patent infringement or other violations of intellectual property rights. In addition, patent holding companies seek to monetize patents they previously developed, have purchased or otherwise obtained. Many companies, including our competitors, may now, and in the future, have significantly larger and more mature patent, copyright, trademark and trade secret portfolios than we have, which they may use to assert claims of infringement, misappropriation and other violations of intellectual property rights against us. In addition, future litigation may involve non-practicing entities or other patent owners who have no relevant product offerings or revenue and against whom our own patents may therefore provide little or no deterrence or protection. As we face increasing competition and gain an increasingly higher profile the possibility of intellectual property rights claims against us grows. Third parties have asserted in the past and may in the future assert claims of infringement of intellectual property rights against us and these claims, even without merit, could harm our business, including by increasing our costs, reducing our revenue, creating customer concerns that result in delayed or reduced sales, distracting our management from the running of our business and requiring us to cease use of important intellectual property. In addition, because patent applications can take years to issue and are often afforded confidentiality for some period of time, there may currently be pending applications, unknown to us, that later result in issued patents that could cover one or more of our services. Moreover, in a patent infringement claim against us, we may assert, as a defense, that we do not infringe the relevant patent claims, that the patent is invalid or both. The strength of our defenses will depend on the patents asserted, the interpretation of these patents, and our ability to invalidate the asserted patents. However, we could be unsuccessful in advancing non-infringement and/or invalidity arguments in our defense. In the United States, issued patents enjoy a presumption of validity, and the party challenging the validity of a patent claim must present clear and convincing evidence of invalidity, which is a high burden of proof. Conversely, the patent owner need only prove infringement by a preponderance of the evidence, which is a lower burden of proof. Furthermore, because of the substantial amount of discovery required in connection with patent and other intellectual property rights litigation, there is a risk that some of our confidential information could be compromised by the discovery process.

As the number of products and competitors in our market increases and overlaps occur, claims of infringement, misappropriation and other violations of intellectual property rights may increase. Our insurance may not cover intellectual property rights infringement claims. Third parties have in the past and may in the future also assert infringement claims against our customers or channel partners, with whom our agreements may obligate us to indemnify against these claims. In addition, to the extent we hire personnel from competitors, we may be subject to allegations that such employees have divulged proprietary or other confidential information to us.

From time to time, the U.S. Supreme Court, other U.S. federal courts and the U.S. Patent and Trademark Appeals Board, and their foreign counterparts, have made and may continue to make changes to the interpretation of patent laws in their respective jurisdictions. We cannot predict future changes to the interpretation of existing patent laws or whether U.S. or foreign legislative bodies will amend such laws in the future. Any changes may lead to uncertainties or increased costs and risks surrounding the outcome of third-party infringement claims brought against us and the actual or enhanced damages, including treble damages, that may be awarded in connection with any such current or future claims and could have a material adverse effect on our business and financial condition.

We are unable to predict the likelihood of success in defending against future infringement claims. In the event that we fail to successfully defend ourselves against an infringement claim, a successful claimant could secure a judgment or otherwise require payment of legal fees, settlement payments, ongoing royalties or other costs or damages; or we may agree to a settlement that prevents us from offering certain services or features; or we may be required to obtain a license, which may not be available on reasonable terms, or at all, to use the relevant technology. If we are prevented from using certain technology or intellectual property, we may be required to develop alternative, non-infringing technology, which could require significant time, during which we could be unable to continue to offer our affected services or features, effort and expense and may ultimately not be successful. Any of these outcomes could result in a material adverse effect on our business. Even if we were to prevail, third-party infringement lawsuits could be costly and time-consuming, divert the attention of our management and key personnel from our business operations, deter channel partners from selling or licensing our services and dissuade potential customers from purchasing our services, which would also materially harm our business. In addition, any public announcements of the results of any proceedings in third-party infringement lawsuits could be negatively perceived by industry or financial analysts and investors and could cause our stock price to experience volatility or decline. Further, the expense of litigation and the timing of this expense from period to period are difficult to estimate, subject to change and could adversely affect our results of operations.

Any of these events could materially and adversely harm our business, financial condition and results of operations.

***The success of our business depends in part on our ability to protect and enforce our intellectual property rights.***

We believe our intellectual property is an essential asset of our business, and our success and ability to compete depend in part upon protection of our intellectual property rights. We rely on a combination of patent, copyright, trademark and trade secret laws, as well as confidentiality procedures and contractual provisions, to establish and protect our intellectual property rights, all of which provide only limited protection. The efforts we have taken to protect our intellectual property rights may not be sufficient or effective, and our patents, trademarks and copyrights may be held invalid or unenforceable. Moreover, we cannot assure you that any patents will be issued with respect to our currently pending patent applications in a manner that gives us adequate defensive protection or competitive advantages, or that any patents issued to us will not be challenged, invalidated or circumvented. We have filed for patents in the United States and in certain non-U.S. jurisdictions, but such protections may not be available in all countries in which we operate or in which we seek to enforce our intellectual property rights, or may be difficult to enforce in practice. For example, many foreign countries have compulsory licensing laws under which a patent owner must grant licenses to third parties. In addition, many countries limit the enforceability of patents against certain third parties, including government agencies or government contractors. In these countries, patents may provide limited or no benefit. Moreover, we may need to expend additional resources to defend our intellectual property

rights in these countries, and our inability to do so could impair our business or adversely affect our international expansion. Our currently issued patents and any patents that may be issued in the future with respect to pending or future patent applications may not provide sufficiently broad protection or they may not prove to be enforceable in actions against alleged infringers. Additionally, the U.S. Patent and Trademark Office and various foreign governmental patent agencies require compliance with a number of procedural, documentary, fee payment and other similar provisions during the patent application process and to maintain issued patents. There are situations in which noncompliance can result in abandonment or lapse of the patent or patent application, resulting in partial or complete loss of patent rights in the relevant jurisdiction. If this occurs, it could materially harm our business, operating results, financial condition and prospects.

We may not be effective in policing unauthorized use of our intellectual property rights, and even if we do detect violations, litigation may be necessary to enforce our intellectual property rights. In addition, our intellectual property may be stolen, including by cybercrimes, and we may not be able to identify the perpetrators or prevent the exploitation of our intellectual property by our competitors or others. Protecting against the unauthorized use of our intellectual property rights, technology and other proprietary rights is expensive and difficult, particularly outside of the United States. Any enforcement efforts we undertake, including litigation, could be time-consuming and expensive and could divert management's attention, either of which could harm our business, operating results and financial condition. Further, attempts to enforce our rights against third parties could also provoke these third parties to assert their own intellectual property or other rights against us, or result in a holding that invalidates or narrows the scope of our rights, in whole or in part. The inability to adequately protect and enforce our intellectual property and other proprietary rights could seriously harm our business, operating results, financial condition and prospects. Even if we are able to secure our intellectual property rights, we cannot assure you that such rights will provide us with competitive advantages or distinguish our services from those of our competitors or that our competitors will not independently develop similar technology, duplicate any of our technology, or design around our patents.

***Our business depends, in part, on sales to government organizations, and significant changes in the contracting or fiscal policies of such government organizations could have an adverse effect on our business and operating results.***

We derive a portion of our revenue from contracts with government organizations, and we believe the success and growth of our business will in part depend on our successful procurement of additional public sector customers. However, demand from government organizations is often unpredictable, and we cannot assure you that we will be able to maintain or grow our revenue from the public sector. Sales to government entities are subject to substantial risks, including the following:

- selling to government agencies can be highly competitive, expensive and time-consuming, often requiring significant upfront time and expense without any assurance that such efforts will generate a sale;
- U.S. or other government certification requirements applicable to our cloud platform, including the Federal Risk and Authorization Management Program, are often difficult and costly to obtain and maintain and failure to do so will restrict our ability to sell to government customers;
- government demand and payment for our services may be impacted by public sector budgetary cycles and funding authorizations; and
- governments routinely investigate and audit government contractors' administrative processes and any unfavorable audit could result in fines, civil or criminal liability, further investigations, damage to our reputation and debarment from further government business.

The occurrence of any of the foregoing could cause governments and governmental agencies to delay or refrain from purchasing our solutions in the future or otherwise have an adverse effect on our business and operating results.

***Failure to comply with laws and regulations applicable to our business could subject us to fines and penalties and could also cause us to lose customers in the public sector or negatively impact our ability to contract with the public sector.***

Our business is subject to regulation by various federal, state, local and foreign governmental agencies, including agencies responsible for monitoring and enforcing laws and regulations relating to privacy, data protection and cybersecurity, employment and labor laws, workplace safety, product safety, environmental laws, consumer protection laws, anti-bribery laws, import and export controls, federal securities laws and tax laws and regulations. In certain jurisdictions, these regulatory requirements may be more stringent than in the United States. These laws and regulations impose added costs on our business. Noncompliance with applicable regulations or requirements could subject us to:

- investigations, enforcement actions and sanctions;
- mandatory changes to our cloud platform;
- disgorgement of profits, fines and damages;
- civil and criminal penalties or injunctions;
- claims for damages by our customers or channel partners;
- termination of contracts;
- loss of intellectual property rights; and
- temporary or permanent debarment from sales to government organizations.

If any governmental sanctions are imposed, or if we do not prevail in any possible civil or criminal litigation, our business, operating results and financial condition could be adversely affected. In addition, responding to any action will likely result in a significant diversion of management's attention and resources and an increase in professional fees. Enforcement actions and sanctions could materially harm our business, operating results and financial condition.

We endeavor to properly classify employees as exempt versus non-exempt under applicable law. Although there are no pending or threatened material claims or investigations against us asserting that some employees are improperly classified as exempt, the possibility exists that some of our current or former employees could have been incorrectly classified as exempt employees.

In addition, we must comply with laws and regulations relating to the formation, administration and performance of contracts with the public sector, including U.S. federal, state and local governmental organizations, which affect how we and our channel partners do business with governmental agencies. Selling our solutions to the U.S. government, whether directly or through channel partners, also subjects us to certain regulatory and contractual requirements. Failure to comply with these requirements by either us or our channel partners could subject us to investigations, fines and other penalties, which could have an adverse effect on our business, operating results, financial condition and prospects. As an example, the U.S. Department of Justice, or DOJ, and the General Services Administration, or GSA, have in the past pursued claims against and financial settlements with IT vendors under the False Claims Act and other statutes related to pricing and discount practices and compliance with certain provisions of GSA contracts for sales to the federal government. The DOJ and GSA continue to actively pursue such claims. Violations of certain regulatory and contractual requirements could also result in us being suspended or debarred from future government contracting. Any of these outcomes could have a material adverse effect on our revenue, operating results, financial condition and prospects.

These laws and regulations impose added costs on our business, and failure to comply with these or other applicable regulations and requirements could lead to claims for damages from our channel partners or customers, penalties, termination



of contracts, loss of exclusive rights in our intellectual property and temporary suspension or permanent debarment from government contracting. Any such damages, penalties, disruptions or limitations in our ability to do business with the public sector could have a material adverse effect on our business and operating results.

***If we were not able to satisfy data protection, security, privacy and other government- and industry-specific requirements or regulations, our business, results of operations and financial condition could be harmed.***

The regulatory framework for privacy, data protection and security matters are rapidly evolving and are likely to remain volatile for the foreseeable future. Our handling of personal data is subject to various data protection, information security and other telecommunications regulations where we offer our solutions around the world. We also may find it necessary or desirable to join industry or other self-regulatory bodies or other information security or data protection-related organizations that require us to comply with rules pertaining to data protection and information security. Further, we may be bound by additional, more stringent contractual obligations and other actual and asserted obligations, such as industry standards, relating to our collection, use and disclosure of personal, financial and other data. Changes in laws or regulations that adversely affect the use of the internet, including laws impacting net neutrality, could also impact our business.

The U.S. federal government, and various state and foreign governments, have adopted or proposed regulations on the collection, distribution, use and storage of information relating to individuals. Such laws and regulations may require companies to implement privacy and security policies, permit customers to access, correct and delete information stored or maintained by such companies, inform individuals of security breaches that affect their information, and, in some cases, obtain individuals' consent to use information for certain purposes. For example, the European Union, or the EU, implemented the General Data Protection Regulation, or GDPR, which imposes stringent data protection requirements and provides for significant penalties for noncompliance. Similarly, California has adopted the California Consumer Privacy Act, or CCPA, which seeks to provide California consumers with privacy rights and protections regarding their personal information, and the California Privacy Rights Act, which amends and expands the CCPA. Other states have enacted or proposed similar legislation. Further, China and Russia, countries in which we offer our solutions, have enacted legislation regulating certain technologies and with respect to data processing, and it is not clear how broadly such legislation will be applied in relation to our business. We expect that there will continue to be new proposed laws, regulations and industry standards concerning data protection, information security, and telecommunications services in the United States, EU, and other jurisdictions in which we operate or may operate, and we cannot yet determine the impact such future laws, regulations and standards may have on our business. Further, existing privacy laws, regulations and industry standards are being interpreted or invalidated by courts and regulators in ways that could impact our business. For example, the EU-U.S. Privacy Shield and the Swiss-U.S. Privacy Shield frameworks which provided a safe harbor for the cross-border transfer of certain personal data have been invalidated. In addition, the exit of the United Kingdom, or the UK, from the EU, commonly referred to as Brexit, has created additional uncertainty with regard to data protection regulation in the UK generally and specifically to transfers of personal data to and from the UK. The European Commission has announced a decision of "adequacy" concluding that the UK's data protection regime, which includes legislation substantially similar to the GDPR and provides for substantial penalties for noncompliance, ensures an equivalent level of data protection to the GDPR. Some uncertainty remains, however, as this adequacy determination must be renewed after four years and may be modified or revoked in the interim. As a result of these or other developments, we may need to implement different or additional measures, including contractual and technical safeguards and other measures, to establish or maintain legitimate means for the transfer and receipt of personal data from the EU, the UK or Switzerland to other jurisdictions. This may increase compliance costs, lead to increased regulatory scrutiny or liability, may require additional contractual negotiations, and may adversely impact our business, financial condition and operating results. More generally, addressing new and evolving laws, regulations, standards and other obligations, and changes in the interpretation of existing laws, regulations, standards and other obligations relating to privacy, data protection or security could require us to modify our solutions, restrict our business operations, increase our costs and impair our ability to maintain and grow our customer base and increase our revenue.

Although we work to comply with applicable laws and regulations, industry standards, contractual obligations and other legal obligations, those laws, regulations, standards and obligations are evolving and may be modified, interpreted and applied in an inconsistent manner from one jurisdiction to another, and may conflict with one another. In addition, they may conflict with other requirements or legal obligations that apply to our business or the security features and services that our customers expect from our solutions, and may require us to make changes to our solutions or other practices in an effort to comply with them. As such, we cannot assure ongoing compliance with all such laws, regulations, standards and obligations. Any failure or perceived failure by us to comply with applicable laws, regulations, standards or actual or asserted obligations, or any actual or suspected security breach or other security incident, whether or not resulting in unauthorized access to, or acquisition, release or transfer of information relating to individuals or other data, may result in governmental investigations, enforcement actions and other proceedings, private claims and litigation, fines and penalties or adverse publicity, and could cause our customers to lose trust in us, which could have an adverse effect on our reputation and business. Any inability to adequately address privacy and security concerns, even if unfounded, or comply with applicable laws, regulations, standards and obligations, could result in additional cost and liability to us, damage our reputation, inhibit sales, and materially and adversely affect our business and operating results.

***We are subject to governmental export and import controls that could impair our ability to compete in international markets and subject us to liability if we are not in full compliance with applicable laws.***

Our business activities are subject to various restrictions under U.S. export and similar laws and regulations, including the U.S. Department of Commerce's Export Administration Regulations and various economic and trade sanctions regulations administered by the U.S. Treasury Department's Office of Foreign Assets Control. The U.S. export control laws and U.S. economic sanctions laws include restrictions or prohibitions on the sale or supply of certain products and services to U.S. embargoed or sanctioned countries, governments, persons and entities. In addition, various countries regulate the import of certain technology and have enacted or could enact laws that could limit our ability to provide our services and operate our cloud platform or could limit our customers' ability to access or use our services in those countries.

Although we take precautions to prevent our services from being provided in violation of such laws, our services may have been in the past, and could in the future be, provided inadvertently in violation of such laws, despite the precautions we take. If we fail to comply with these laws and regulations, we and certain of our employees could be subject to civil or criminal penalties, including the possible loss of export privileges and fines. We may also be materially and adversely affected through penalties, reputational harm, loss of access to certain markets, or otherwise. Obtaining the necessary authorizations, including any required license, for a particular transaction may be time-consuming, is not guaranteed and may result in the delay or loss of sales opportunities. In addition, changes in our platform, or changes in export, sanctions and import laws, could delay the introduction and sale of subscriptions to our platform in international markets, prevent users in certain countries from accessing our services or, in some cases, prevent the provision of our services to certain countries, governments, persons or entities altogether. Any change in export or import regulations, economic sanctions or related laws, shift in the enforcement or scope of existing regulations or change in the countries, governments, persons or technologies targeted by such regulations could decrease our ability to sell subscriptions to our platform to existing customers or potential new customers with international operations. Any decrease in our ability to sell subscriptions to our platform could materially and adversely affect our business, results of operations and financial condition.

***Our international operations expose us to significant risks, and failure to manage those risks could materially and adversely impact our business.***

Historically, we have derived a significant portion of our revenue from outside the United States. We derived approximately 51%, 51% and 51% of our revenue from our international customers in fiscal 2021, fiscal 2020 and fiscal 2019, respectively. As of July 31, 2021, approximately 54% of our full-time employees were located outside of the United States. We are continuing to adapt to and develop strategies to address international markets and our growth strategy includes

continued expansion into target geographies, such as Japan and the Asia-Pacific region, Latin America and the Middle East, but there is no guarantee that such efforts will be successful. We expect that our international activities will continue to grow in the future, as we continue to pursue opportunities in international markets. These international operations will require significant management attention and financial resources and are subject to substantial risks, including:

- political, economic and social uncertainty;
- unexpected costs for the localization of our services, including translation into foreign languages and adaptation for local practices and regulatory requirements;
- greater difficulty in enforcing contracts and accounts receivable collection, and longer collection periods, which may be further lengthened by the COVID-19 pandemic and governmental responses thereto;
- reduced or uncertain protection for intellectual property rights in some countries;
- greater risk of unexpected changes in regulatory practices, tariffs and tax laws and treaties;
- greater risk of a failure of foreign employees, partners, distributors and resellers to comply with both U.S. and foreign laws, including antitrust regulations, anti-bribery laws, export and import control laws, and any applicable trade regulations ensuring fair trade practices;
- requirements to comply with foreign privacy, data protection and information security laws and regulations and the risks and costs of noncompliance;
- increased expenses incurred in establishing and maintaining office space and equipment for our international operations;
- greater difficulty in identifying, attracting and retaining local qualified personnel, and the costs and expenses associated with such activities;
- differing employment practices and labor relations issues;
- difficulties in managing and staffing international offices and increased travel, infrastructure and legal compliance costs associated with multiple international locations;
- fluctuations in exchange rates between the U.S. dollar and foreign currencies in markets where we do business, including the British Pound, Indian Rupee and Euro, and related impact on sales cycles;
- the impact of natural disasters and public health pandemics and epidemics, such as the COVID-19 pandemic, on customers, partners, suppliers, employees, travel and the global economy; and
- the legal uncertainty in Europe as a result of Brexit.

As we continue to develop and grow our business globally, our success will depend, in large part, on our ability to anticipate and effectively manage these risks. The expansion of our existing international operations and entry into additional international markets will require significant management attention and financial resources. Our failure to successfully manage our international operations and the associated risks could limit the future growth of our business.

***Servicing our debt may require a significant amount of cash, and we may not have sufficient cash flow from our business or the ability to raise funds to pay our substantial debt.***

On June 25, 2020, we issued \$1,150 million in aggregate principal amount of our 0.125% Convertible Senior Notes due 2025, referred to herein as the Notes. We may be required to use a substantial portion of our cash flows from operations to

pay interest and principal on our indebtedness. Our ability to make scheduled payments of the principal, to pay interest on or to refinance our indebtedness, including the Notes, depends on our future performance, which is subject to economic, financial, competitive and other factors beyond our control. Such payments will reduce the funds available to us for working capital, capital expenditures, and other corporate purposes and may limit our ability to obtain additional financing for working capital, capital expenditures, expansion plans, and other investments. Our business may not continue to generate cash flow from operations in the future sufficient to service our debt and make necessary capital expenditures. If we are unable to generate such cash flow, we may be required to adopt one or more alternatives, such as selling assets, restructuring debt or obtaining additional equity capital on terms that may be onerous or highly dilutive. If we are unable to engage in any of these activities or engage in these activities on desirable terms, it could result in a default on our debt obligations, which would adversely affect our financial condition.

***Our failure to raise additional capital necessary to expand our operations and invest in new solutions could reduce our ability to compete and could harm our business.***

We expect that our existing cash, cash equivalents and short-term investments will be sufficient to meet our anticipated cash needs for working capital and capital expenditures for at least the next 12 months. We may, however, need to raise additional funds in the future to fund our operating expenses, make capital purchases and acquire or invest in business or technology, and we may not be able to obtain those funds on favorable terms, or at all. If we raise additional equity financing, our stockholders may experience significant dilution of their ownership interests and the per share value of our common stock could decline. Furthermore, if we engage in additional debt financing, the holders of our debt would have priority over the holders of our common stock, and we may be required to accept terms that restrict our ability to incur additional indebtedness or our ability to pay any dividends on our common stock, though we do not intend to pay dividends in the foreseeable future. We may also be required to take other actions, any of which could harm our business and operating results. In addition, the actions taken by federal, state, local, and foreign governments in response to the COVID-19 pandemic have significantly disrupted economic activity in the jurisdictions in which we operate and have caused volatility in capital markets. If we need to access the capital markets, there can be no assurance that financing may be available on attractive terms, if at all. If we are unable to obtain adequate financing, or financing on terms satisfactory to us, when we require it, our ability to continue to support our business growth and to respond to business challenges could be significantly limited, and our business, operating results, financial condition and prospects could be materially and adversely affected.

***Adverse economic conditions or reduced IT security spending may adversely impact our revenue and profitability.***

Our operations and performance depend in part on worldwide economic conditions and the impact these conditions have on levels of spending on IT networking and security solutions. Our business depends on the overall demand for these solutions and on the economic health and general willingness of our current and prospective customers to purchase our security services. Weak economic conditions, including the downturn in the global and U.S. economies due to the COVID-19 pandemic, or a reduction in IT security spending, could materially and adversely affect our business, operating results and financial condition in a number of ways, including by reducing sales, lengthening sales cycles and lowering prices for our services.

***We believe our long-term value as a company will be greater if we focus on growth, which may negatively impact our profitability in the near term.***

Part of our business strategy is to primarily focus on our long-term growth. As a result, our profitability may be lower in the near term than it would be if our strategy were to maximize short-term profitability. Significant expenditures on sales and marketing efforts, and expenditures on growing our cloud platform and expanding our research and development, each of which we intend to continue to invest in, may not ultimately grow our business or cause long-term profitability. If we are ultimately unable to achieve profitability at the level anticipated by industry or financial analysts and our stockholders, our stock price may decline.

***We are exposed to fluctuations in currency exchange rates, which could negatively affect our operating results.***

The vast majority of our sales contracts are denominated in U.S. dollars, and therefore, substantially all of our revenue is not subject to foreign currency risk. However, a strengthening of the U.S. dollar could increase the real cost of our solutions to our customers outside of the United States, which could adversely affect our financial condition and operating results. In addition, an increasing portion of our operating expenses is incurred outside the United States, is denominated in foreign currencies, such as the British Pound, Indian Rupee, Euro, Canadian Dollar and Australian Dollar, and is subject to fluctuations due to changes in foreign currency exchange rates. We are also exposed to the impact of currency fluctuations on certain assets and liabilities denominated in nonfunctional currencies.

During fiscal 2021, we implemented a foreign currency risk management program and entered into foreign currency forward contracts which we designated as cash flow hedges. The use of these hedging activities may not be successful in effectively mitigating the potentially adverse impact on our financial statements due to unfavorable movements in foreign currency exchange rates.

If we become more exposed to currency fluctuations and are not able to successfully hedge against the risks associated with currency fluctuations, our operating results could be materially and adversely affected. Further, unanticipated changes in currency exchange rates may result in poorer overall financial performance than if we had not engaged in any such hedging transactions.

***Taxing authorities may successfully assert that we should have collected or in the future should collect sales and use, value added or similar taxes, and we could be subject to liability with respect to past or future sales, which could adversely affect our operating results.***

We do not collect sales and use, value added or similar taxes in all jurisdictions in which we have sales because we have been advised that such taxes are not applicable to our services in certain jurisdictions. Sales and use, value added and similar tax laws and rates vary greatly by jurisdiction. Certain jurisdictions in which we do not collect such taxes may assert that such taxes are applicable, which could result in tax assessments, penalties and interest, to us or our customers for the past amounts, and we may be required to collect such taxes in the future. If we are unsuccessful in collecting such taxes from our customers, we could be held liable for such costs, which may materially and adversely affect our operating results.

***Our corporate structure and intercompany arrangements are subject to the tax laws of various jurisdictions, and we could be obligated to pay additional taxes, which would harm our results of operations.***

We are expanding our international operations and staff to support our business in international markets. Our corporate structure and associated transfer pricing policies contemplate the business flows and future growth into the international markets, and consider the functions, risks and assets of the various entities involved in the intercompany transactions. The amount of taxes we pay in different jurisdictions may depend on the application of the tax laws of the various jurisdictions, including the United States, to our international business activities, changes in tax rates, new or revised tax laws or

interpretations of existing tax laws and policies, and our ability to operate our business in a manner consistent with our corporate structure and intercompany arrangements. For example, certain jurisdictions have recently introduced a digital services tax, which is generally a tax on gross revenue generated from users or customers located in those jurisdictions, and other jurisdictions are considering enacting similar laws. The taxing authorities of the jurisdictions in which we operate may challenge our methodologies for pricing intercompany transactions pursuant to the intercompany arrangements or disagree with our determinations as to the income and expenses attributable to specific jurisdictions. If such a challenge or disagreement were to occur, and our position was not sustained, or if there are changes in tax laws or the way existing tax laws are interpreted or applied, we could be required to pay additional taxes, interest and penalties, which could result in one-time tax charges, higher effective tax rates, reduced cash flows and lower overall profitability of our operations. Our financial statements could fail to reflect adequate reserves to cover such a contingency.

***Our ability to use our net operating loss carryforwards and certain other tax attributes may be limited.***

As of July 31, 2021, we had net operating loss carryforwards for U.S. federal income tax purposes and state income tax purposes of approximately \$1,421.0 million and \$396.3 million, respectively, available to offset future taxable income. Beginning in 2027, \$177.7 million of the federal net operating losses will begin to expire. The remaining \$1,243.3 million of the federal net operating losses will carry forward indefinitely. Beginning in 2024, \$300.1 million of state net operating losses will begin to expire at different periods. The remaining \$96.3 million of state net operating losses will carry forward indefinitely. As of July 31, 2021 and 2020, we had foreign net operating loss carryforward of \$54.6 million and \$19.5 million, respectively, all of which may be carried forward indefinitely. Beginning in 2027, \$0.9 million of foreign net operating losses will begin to expire. The remaining \$53.7 million of foreign net operating losses will carry forward indefinitely.

As of July 31, 2021, we also had U.S. federal and California research and development tax credits of \$34.7 million and \$26.1 million, respectively. If not utilized, the federal research and development tax credit carryforwards will begin expiring at different periods beginning in 2033. Our California research and development tax credits may be carried forward indefinitely. Realization of these net operating loss and research and development tax credit carryforwards depends on future income, and there is a risk that a portion of our existing carryforwards could expire unused and be unavailable to offset future income tax liabilities, which could materially and adversely affect our results of operations.

In addition, under Section 382 and 383 of the Internal Revenue Code of 1986, as amended, if a corporation undergoes an "ownership change," generally defined as a greater than 50% change (by value) in its equity ownership by "5% shareholders" over a three-year period, the corporation's ability to use its pre-change net operating loss carryforwards and other pre-change tax attributes, such as research and development tax credits, to offset its post-change income may be limited. As a result, in the event that it is determined that we have in the past experienced an ownership change, or if we experience one or more ownership changes in the future as a result of subsequent shifts in our stock ownership, our ability to use our pre-change net operating loss carry-forwards and other pre-change tax attributes to offset U.S. federal taxable liability may be subject to limitations, which could potentially result in increased future tax liability to us. Furthermore, our state carryforwards may be subject to similar and additional limitations. For example, California recently enacted legislation limiting our ability to use our state net operating loss carryforwards and credits for taxable years through fiscal 2023.

***Future acquisitions, strategic investments, partnerships or alliances could be difficult to identify and integrate, divert the attention of key management personnel, disrupt our business, dilute stockholder value and adversely affect our operating results, financial condition and prospects.***

Our business strategy includes acquiring other complementary solutions, technologies or businesses. We have in the past acquired, and expect in the future to acquire, businesses that we believe will complement or augment our existing business. In order to expand our security offerings and features, we also may enter into relationships with other businesses, which could involve preferred or exclusive licenses, additional channels of distribution or investments in other companies. Negotiating

these transactions can be time-consuming, difficult and costly, and our ability to close these transactions may be subject to third-party approvals, such as government regulatory approvals, which are beyond our control. Consequently, we cannot assure you that these transactions, once undertaken and announced, will close.

These kinds of acquisitions or investments may result in unforeseen operating difficulties and expenditures. In particular, we may encounter difficulties assimilating or integrating the businesses, technologies, products and services, personnel or operations of companies that we may acquire, particularly if the key personnel of an acquired business choose not to work for us. We may have difficulty retaining the customers of any acquired business or using or continuing the development of the acquired technologies. Acquisitions may also disrupt our ongoing business, divert our resources and require significant management attention that would otherwise be available for development of our business. We may not successfully evaluate or utilize the acquired technology or personnel, or accurately forecast the financial impact of an acquisition transaction, including accounting charges. Any acquisition or investment could expose us to unknown liabilities. Moreover, we cannot assure you that the anticipated benefits of any acquisition or investment would be realized or that we would not be exposed to unknown liabilities. In connection with these types of transactions, we may:

- issue additional equity securities that would dilute our stockholders;
- use cash that we may need in the future to operate our business;
- incur debt on terms unfavorable to us or that we are unable to repay;
- incur large charges or substantial liabilities;
- encounter difficulties integrating diverse business cultures; and
- become subject to adverse tax consequences, substantial depreciation or deferred compensation charges.

These challenges related to acquisitions or investments could adversely affect our business, operating results, financial condition and prospects.

### **Risks Related to the Ownership of Our Common Stock**

***The concentration of our stock ownership with insiders will likely limit your ability to influence corporate matters, including the ability to influence the outcome of director elections and other matters requiring stockholder approval.***

As of July 31, 2021, our executive officers, directors, current 5% or greater stockholders and affiliated entities together beneficially owned approximately 41.9% of our common stock outstanding with Jay Chaudhry, our president, chief executive officer and chairman of our board of directors, and his affiliates beneficially owning approximately 19.4% of our common stock. As a result, these stockholders, acting together, will have significant control over most matters that require approval by our stockholders, including the election of directors and approval of significant corporate transactions. Corporate action might be taken even if other stockholders oppose them. This concentration of ownership might also have the effect of delaying or preventing a change of control of us that other stockholders may view as beneficial.

***Certain provisions in our charter documents and under Delaware law could make an acquisition of our company more difficult, limit attempts by our stockholders to replace or remove members of our board of directors or current management and may adversely affect the market price of our common stock.***

Our amended and restated certificate of incorporation and amended and restated bylaws contain provisions that could delay or prevent a change in control of our company. These provisions could also make it difficult for stockholders to elect directors that are not nominated by the current members of our board of directors or take other corporate actions, including effecting changes in our management. These provisions include:

- a classified board of directors with three-year staggered terms, which could delay the ability of stockholders to change the membership of a majority of our board of directors;
- the ability of our board of directors to issue shares of preferred stock and to determine the price and other terms of those shares, including preferences and voting rights, without stockholder approval, which could be used to significantly dilute the ownership of a hostile acquirer;
- the exclusive right of our board of directors to elect a director to fill a vacancy created by the expansion of our board of directors or the resignation, death or removal of a director, which prevents stockholders from being able to fill vacancies on our board of directors;
- a prohibition on stockholder action by written consent, which forces stockholder action to be taken at an annual or special meeting of our stockholders;
- the requirement that a special meeting of stockholders may be called only by the chairperson of our board of directors, chief executive officer or president (in the absence of a chief executive officer) or a majority vote of our board of directors, which could delay the ability of our stockholders to force consideration of a proposal or to take action, including the removal of directors;
- the requirement for the affirmative vote of holders of at least 66 2/3% of the voting power of all of the then outstanding shares of the voting stock, voting together as a single class, to amend the provisions of our amended and restated certificate of incorporation relating to the issuance of preferred stock and management of our business or our amended and restated bylaws, which may inhibit the ability of an acquirer to affect such amendments to facilitate an unsolicited takeover attempt;
- the ability of our board of directors, by majority vote, to amend our amended and restated bylaws, which may allow our board of directors to take additional actions to prevent an unsolicited takeover and inhibit the ability of an acquirer to amend our amended and restated bylaws to facilitate an unsolicited takeover attempt; and
- advance notice procedures with which stockholders must comply to nominate candidates to our board of directors or to propose matters to be acted upon at a stockholders' meeting, which may discourage or deter a potential acquirer from conducting a solicitation of proxies to elect the acquirer's own slate of directors or otherwise attempting to obtain control of us.

These provisions may prohibit large stockholders, in particular those owning 15% or more of our outstanding voting stock, from merging or combining with us for a certain period of time.

***The market price of our common stock may be volatile, and you could lose all or part of your investment.***

The market price of our common stock has fluctuated substantially and may fluctuate significantly in the future in response to a number of factors, including those described in this "Risk Factors" section, many of which are beyond our control and may not be related to our operating performance. These fluctuations could cause you to lose all or part of your investment in our common stock. Factors that could cause fluctuations in the market price of our common stock include the following:

- actual or anticipated changes or fluctuations in our operating results;
- the financial projections we may provide to the public, any changes in these projections or our failure to meet these projections;
- announcements by us or our competitors of new products or new or terminated significant contracts, commercial relationships or capital commitments;



- industry or financial analyst or investor reaction to our press releases, other public announcements and filings with the SEC;
- rumors and market speculation involving us or other companies in our industry;
- price and volume fluctuations in the overall stock market from time to time;
- volume fluctuations in the trading of our common stock from time to time;
- changes in operating performance and stock market valuations of other technology companies generally, or those in our industry in particular;
- the sales of shares of our common stock by us or our stockholders;
- failure of industry or financial analysts to maintain coverage of us, changes in financial estimates by any analysts who follow our company, or our failure to meet these estimates or the expectations of investors;
- actual or anticipated developments in our business or our competitors' businesses or the competitive landscape generally;
- litigation involving us, our industry or both, or investigations by regulators into our operations or those of our competitors;
- developments or disputes concerning our intellectual property rights or our solutions, or third-party proprietary rights;
- announced or completed acquisitions of businesses or technologies by us or our competitors;
- actual or perceived privacy, data protection, or information security incidents or breaches;
- new laws or regulations or new interpretations of existing laws or regulations applicable to our business and our responses thereto;
- any major changes in our management or our board of directors, particularly with respect to Mr. Chaudhry;
- general economic conditions and slow or negative growth of our markets; and
- other events or factors, including those resulting from war, incidents of terrorism, global pandemics or responses to these events.

In addition, the stock market in general, and the market for technology companies in particular, has experienced extreme price and volume fluctuations that have often been unrelated or disproportionate to the operating performance of those companies. Broad market and industry factors may seriously affect the market price of our common stock, regardless of our actual operating performance. In addition, in the past, following periods of volatility in the overall market and the market prices of a particular company's securities, securities class action litigation has often been instituted against that company. Securities litigation, if instituted against us, could result in substantial costs and divert our management's attention and resources from our business. This could have an adverse effect on our business, operating results and financial condition.

***Sales of substantial amounts of our common stock in the public markets, or the perception that they might occur, could reduce the price that our common stock might otherwise attain and may dilute your voting power and your ownership interest in us.***

Sales of a substantial number of shares of our common stock in the public market, particularly sales by our directors, executive officers and significant stockholders, or the perception that these sales could occur, could adversely affect the

market price of our common stock and may make it more difficult for you to sell your common stock at a time and price that you deem appropriate.

We may also issue our shares of common stock or securities convertible into shares of our common stock from time to time in connection with a financing, acquisition, investments or otherwise. Any such issuance could result in substantial dilution to our existing stockholders and cause the market price of our common stock to decline.

***We do not intend to pay dividends in the foreseeable future. As a result, your ability to achieve a return on your investment will depend on appreciation in the price of our common stock.***

We have never declared or paid any cash dividends on our common stock. We currently intend to retain all available funds and any future earnings for use in the operation of our business and do not anticipate paying any dividends on our common stock in the foreseeable future. Any determination to pay dividends in the future will be at the discretion of our board of directors. Accordingly, investors must rely on sales of their common stock after price appreciation, which may never occur, as the only way to realize any future gains on their investments.

***If industry or financial analysts issue inaccurate or unfavorable research regarding our common stock, our stock price and trading volume could decline.***

The trading market for our common stock is influenced by the research and reports that industry or financial analysts publish about us or our business. We do not control these analysts or the content and opinions included in their reports. As a relatively new public company, the analysts who publish information about our common stock have had limited experience with our company, which could affect their ability to accurately forecast our results and make it more likely that we fail to meet their estimates. If any of the analysts who cover us issues an inaccurate or unfavorable opinion regarding our stock price, our stock price would likely decline. In addition, the stock prices of many companies in the technology industry have declined significantly after those companies have failed to meet, or significantly exceed, the financial guidance publicly announced by the companies or the expectations of analysts. If our financial results fail to meet, or significantly exceed, our announced guidance or the expectations of analysts or public investors, analysts could downgrade our common stock or publish unfavorable research about us. If one or more of these analysts cease coverage of our company or fail to publish reports on us regularly, our visibility in the financial markets could decrease, which in turn could cause our stock price or trading volume to decline.

***Our amended and restated certificate of incorporation provides that the Court of Chancery of the State of Delaware and the federal district courts of the United States are the exclusive forums for substantially all disputes between us and our stockholders, which could limit our stockholders' ability to obtain a favorable judicial forum for disputes with us or our directors, officers or employees.***

Our amended and restated certificate of incorporation provides that the Court of Chancery of the State of Delaware is the exclusive forum for:

- any derivative action or proceeding brought on our behalf;
- any action asserting a breach of fiduciary duty;
- any action asserting a claim against us arising under the Delaware General Corporation Law, our amended and restated certificate of incorporation or our amended and restated bylaws;
- any action to interpret, apply, enforce or determine the validity of our amended and restated certificate of incorporation or our amended and restated bylaws; and

- any action asserting a claim against us that is governed by the internal-affairs doctrine.

Our amended and restated certificate of incorporation further provides that the federal district courts of the United States are the exclusive forum for resolving any complaint asserting a cause of action arising under the Securities Act.

Each of these exclusive-forum provisions may limit a stockholder's ability to bring a claim in a judicial forum that it finds favorable for disputes with us or our directors, officers or other employees, which may discourage lawsuits against us and our directors, officers and other employees.

### **Risks Related to Our Notes**

***The conditional conversion feature of the Notes, when triggered, may adversely affect our financial condition and operating results.***

During any period the conditional conversion feature of the Notes is triggered, holders will be entitled to convert the Notes at any time during specified periods at their option. For instance, because the conditions for conversion were met during the three months ended July 31, 2021, holders of the Notes are entitled to convert their Notes in whole or in part, at any time from August 1, 2021 through October 31, 2021. If one or more holders elect to convert their Notes, unless we elect to satisfy our conversion obligation by delivering solely shares of our common stock (other than paying cash in lieu of delivering any fractional share), we would be required to settle a portion or all of our conversion obligation through the payment of cash, which could adversely affect our liquidity. In addition, even if holders do not elect to convert their Notes, we could be required under applicable accounting rules to reclassify all or a portion of the outstanding principal of the Notes as a current rather than long-term liability, which would result in a material reduction of our net working capital.

***The accounting method for convertible debt securities that may be settled in cash, such as the Notes, could have a material effect on our reported financial results.***

Under Financial Accounting Standards Board Accounting Standards Codification 470-20, Debt with Conversion and Other Options, or ASC 470-20, an entity must separately account for the liability and equity components of convertible debt instruments (such as the Notes) that may be settled entirely or partially in cash upon conversion, in a manner that reflects the issuer's non-convertible debt interest cost. ASC 470-20 requires the value of the conversion option of the Notes, representing the equity component, to be recorded as additional paid-in capital within stockholders' equity in the consolidated balance sheet and as a discount to the Notes, which reduces their initial carrying value. The carrying value, net of the discount recorded, of the Notes is accreted up to the principal amount of the Notes, as applicable, from the issuance date until maturity, which results in non-cash charges to interest expense in the consolidated statement of operations. Accordingly, we report lower net income or higher net loss in our financial results because ASC 470-20 requires interest to include both the current period's accretion of the debt discount and the instrument's coupon interest, which could adversely affect our reported or future financial results, the trading price of our common stock and the trading price of the Notes.

In addition, under certain circumstances, convertible debt instruments (such as the Notes) that may be settled entirely or partly in cash are accounted for utilizing the treasury stock method for earnings per share purposes, the effect of which is that the shares issuable upon conversion of the Notes are not included in the calculation of diluted earnings per share except to the extent that the conversion value of the Notes exceeds their principal amount. Under the treasury stock method, for diluted earnings per share purposes, the transaction is accounted for as if the number of shares of common stock that would be necessary to settle such excess, if we elected to settle such excess in shares, are issued.

In August 2020, the Financial Accounting Standard Board issued Accounting Standard Update No. 2020-06, Debt with Conversion and Other Options (Subtopic 470-20) and Derivatives and Hedging - Contracts in Entity's Own Equity (Subtopic 815-40), which simplifies the accounting for certain financial instruments with characteristics of liability and equity. This

new standard affects entities that issue convertible instruments and/or contracts indexed to and potentially settled in an entity's own equity. Among the main amendments, this standard eliminates the treasury stock method for convertible instruments (such as the Notes) and instead requires the application of the “if-converted” method. Under the if-converted method, diluted earnings per share would generally be calculated assuming that all the Notes were converted into shares of common stock at the beginning of the reporting period, unless the result would be antidilutive. Accordingly, the if-converted method is typically more dilutive than the treasury stock method and, therefore, our diluted earnings per share may be adversely affected. This new standard is effective for us beginning August 1, 2022, although early adoption is permitted for fiscal periods beginning February 1, 2021. We are currently evaluating the potential impact of this standard on the consolidated financial statements.

***The capped call transactions may affect the value of our common stock.***

In connection with the pricing of the Notes, we entered into privately negotiated capped call transactions with certain of the initial purchasers and/or their respective affiliates and other financial institutions (the “Option Counterparties”). The capped call transactions are expected generally to reduce the potential dilution upon conversion of the Notes and/or offset any cash payments we are required to make in excess of the principal amount of converted Notes, as the case may be, with such reduction and/or offset subject to a cap.

We have been advised that, in connection with establishing their initial hedges of the capped call transactions, the Option Counterparties purchased shares of our common stock and/or entered into various derivative transactions with respect to our common stock concurrently with or shortly after the pricing of the Notes.

In addition, the Option Counterparties or their respective affiliates may modify their hedge positions by entering into or unwinding various derivatives with respect to our common stock and/or purchasing or selling our common stock or other securities of ours in secondary market transactions prior to the maturity of the Notes (and are likely to do so following any conversion, repurchase, or redemption of the Notes, to the extent we exercise the relevant election under the capped call transactions). This activity could also cause or avoid an increase or a decrease in the market price of our common stock.

***We are subject to counterparty risk with respect to the capped call transactions.***

The Option Counterparties are financial institutions, and we will be subject to the risk that any or all of them might default under the capped call transactions. Our exposure to the credit risk of the Option Counterparties will not be secured by any collateral. Past global economic conditions have resulted in the actual or perceived failure or financial difficulties of many financial institutions. If an Option Counterparty becomes subject to insolvency proceedings, we will become an unsecured creditor in those proceedings with a claim equal to our exposure at that time under the capped call transactions with such Option Counterparty. Our exposure will depend on many factors but, generally, an increase in our exposure will be correlated to an increase in the market price and in the volatility of our common stock. In addition, upon a default by an Option Counterparty, we may suffer more dilution than we currently anticipate with respect to our common stock. We can provide no assurance as to the financial stability or viability of the Option Counterparties.

**General Risks**

***Our business is subject to the risks of earthquakes, fire, floods and other natural catastrophic events, and to interruption by man-made problems such as power disruptions, computer viruses, terrorism, and data security breaches or incidents.***

Our corporate headquarters are located in the San Francisco Bay Area, a region known for seismic activity. A significant natural disaster, such as an earthquake, fire, flood or public health emergency, occurring at our headquarters, at one of our other facilities or where a key channel partner or data center is located could adversely affect our business, results of

operations and financial condition. Further, if a natural disaster or man-made problem were to affect our component suppliers or other third-party providers, including our network bandwidth providers, this could materially and adversely affect our ability to provide services in a timely or cost-effective manner. In addition, natural disasters, acts of terrorism and other geopolitical unrest or health issues, such as outbreak of pandemic or epidemic disease, such as COVID-19, or fear of such events, could cause disruptions in our or our customers' businesses, national economies or the world economy as a whole. In addition, computer malware, viruses and computer hacking, fraudulent use attempts and phishing attacks have become more prevalent in our industry, and our internal systems may be victimized by such attacks. Although we maintain incident management and disaster response plans, in the event of a major disruption caused by a natural disaster or man-made problem, we may be unable to continue our operations and may endure system interruptions, reputational harm, delays in our development activities, lengthy interruptions in service, data security breaches and incidents and loss of critical data. Though it is difficult to determine what, if any, harm may directly result from any specific interruption or attack, any failure to maintain performance, reliability, security and availability of our platform to the satisfaction of our users may materially harm our reputation and our ability to retain existing customers and attract new customers.

***We rely on third parties for certain essential financial and operational services, and a failure or disruption in these services could materially and adversely affect our ability to manage our business effectively.***

We rely on third parties to provide many essential financial and operational services to support our business. Many of these vendors are less established and have shorter operating histories than traditional software vendors. Moreover, these vendors provide their services to us via a cloud-based model instead of software that is installed on our premises. As a result, we depend upon these vendors to provide us with services that are always available and are free of errors or defects that could cause disruptions in our business processes. Any failure by these vendors to do so, or any disruption in our ability to access the internet, would materially and adversely affect our ability to manage our operations.

***We may become involved in litigation that may materially adversely affect us.***

From time to time, we may become involved in various legal proceedings relating to matters incidental to the ordinary course of our business, including patent, commercial, product liability, employment, class action, whistleblower and other litigation and claims, and governmental and other regulatory investigations and proceedings. Such matters can be time-consuming, divert management's attention and resources, cause us to incur significant expenses or liability and/or require us to change our business practices. In addition, the expense of litigation and the timing of this expense from period to period are difficult to estimate, subject to change and could adversely affect our results of operations. Because of the potential risks, expenses and uncertainties of litigation, we may, from time to time, settle disputes, even where we have meritorious claims or defenses, by agreeing to settlement agreements. Because litigation is inherently unpredictable, we cannot assure you that the results of any of these actions will not have a material adverse effect on our business, financial condition, results of operations and prospects.

***We are subject to anti-corruption, anti-bribery and similar laws, and noncompliance with such laws can subject us to criminal penalties or significant fines and harm our business and reputation.***

We are subject to the U.S. Foreign Corrupt Practices Act of 1977, the U.K. Bribery Act 2010 and other anti-corruption, anti-bribery, anti-money laundering and similar laws in the United States and other countries in which we conduct activities. Anti-corruption and anti-bribery laws, which have been enforced aggressively and are interpreted broadly, prohibit companies and their employees and agents from promising, authorizing, making or offering improper payments or other benefits to government officials and others in the private sector. We leverage third parties, including channel partners, to sell subscriptions to our platform and conduct our business abroad. We and these third-party intermediaries may have direct or indirect interactions with officials and employees of government agencies or state-owned or affiliated entities and we may be held liable for the corrupt or other illegal activities of these third-party business partners and intermediaries, our employees,

representatives, contractors, channel partners and agents, even if we do not explicitly authorize such activities. While we have policies and procedures to address compliance with such laws, we cannot assure you that all of our employees and agents will not take actions in violation of our policies and applicable law, for which we may be ultimately held responsible. As we increase our international sales and business, our risks under these laws may increase. Noncompliance with these laws could subject us to investigations, severe criminal or civil sanctions, settlements, prosecution, loss of export privileges, suspension or debarment from U.S. government contracts, other enforcement actions, disgorgement of profits, significant fines, damages, other civil and criminal penalties or injunctions, whistleblower complaints, adverse media coverage and other consequences. Any investigations, actions or sanctions could materially harm our reputation, business, results of operations and financial condition.

***If we fail to maintain an effective system of internal controls, our ability to produce timely and accurate financial statements or comply with applicable regulations could be impaired.***

As a public company, we are subject to the reporting requirements of the Securities Exchange Act of 1934, as amended, or the Exchange Act, the Sarbanes-Oxley Act of 2002, or the Sarbanes-Oxley Act, and the rules and regulations of The Nasdaq Global Select Market, or Nasdaq. The requirements of these rules and regulations will increase our legal, accounting and financial compliance costs; make some activities more difficult, time-consuming and costly; and place significant strain on our personnel, systems and resources.

The Sarbanes-Oxley Act requires, among other things, that we maintain effective disclosure controls and procedures and internal control over financial reporting. We have developed our disclosure controls, internal control over financial reporting and other procedures to ensure information required to be disclosed by us in the reports that we will file with the SEC is recorded, processed, summarized and reported within the time periods specified in SEC rules and forms, and information required to be disclosed in reports under the Exchange Act is accumulated and communicated to our principal executive and financial officers.

Our current controls and any new controls we develop may become inadequate because of changes in conditions in our business. Further, weaknesses in our internal controls may be discovered in the future. Any failure to develop or maintain effective controls, or any difficulties encountered in their implementation or improvement, could harm our operating results or cause us to fail to meet our reporting obligations and may result in a restatement of our financial statements for prior periods. Any failure to implement and maintain effective internal controls also could adversely affect the results of periodic management evaluations and annual independent registered public accounting firm attestation reports regarding the effectiveness of our internal control over financial reporting that we are required to include in our periodic reports we will file with the SEC under Section 404 of the Sarbanes-Oxley Act. Ineffective disclosure controls and procedures and internal control over financial reporting could also cause investors to lose confidence in our reported financial and other information, which would likely have a negative effect on the market price of our common stock.

In order to maintain and improve the effectiveness of our disclosure controls and procedures and internal control over financial reporting, we have expended and anticipate we will continue to expend significant resources, including accounting-related costs, and provide significant management oversight. Any failure to maintain the adequacy of our internal controls, or consequent inability to produce accurate financial statements on a timely basis, could increase our operating costs and could materially impair our ability to operate our business. If our internal controls are perceived as inadequate or we are unable to produce timely or accurate financial statements, investors may lose confidence in our operating results and our stock price could decline. In addition, if we are unable to continue to meet these requirements, we may not be able to remain listed on Nasdaq.

Pursuant to Section 404 of the Sarbanes-Oxley Act, we are required to have our independent registered public accounting firm attest to the effectiveness of our internal control over financial reporting. This assessment includes disclosure of any

material weaknesses identified by our management in our internal control over financial reporting. We are also required to have our independent registered public accounting firm issue an opinion on the effectiveness of our internal control over financial reporting. During the evaluation and testing process, if we identify one or more material weaknesses in our internal control over financial reporting, we will be unable to assert that our internal controls are effective.

If we are unable to assert that our internal control over financial reporting is effective, or if, when required, our independent registered public accounting firm is unable to express an opinion on the effectiveness of our internal control over financial reporting, we could lose investor confidence in the accuracy and completeness of our financial reports, which would cause the price of our common stock to decline, and we may be subject to investigation or sanctions by the SEC.

***If our estimates or judgments relating to our critical accounting policies prove to be incorrect or financial reporting standards or interpretations change, our results of operations could be adversely affected.***

The preparation of financial statements in conformity with U.S. GAAP requires management to make estimates and assumptions that affect the amounts reported in the consolidated financial statements and accompanying notes. We base our estimates on historical experience and on various other assumptions that we believe to be reasonable under the circumstances, as provided in the section titled "Management's Discussion and Analysis of Financial Condition and Results of Operations." The results of these estimates form the basis for making judgments about the carrying values of assets, liabilities and equity, and the amount of revenue and expenses that are not readily apparent from other sources. Significant assumptions and estimates used in preparing the consolidated financial statements include those related to determination of revenue recognition, deferred revenue and deferred contract acquisition costs, allowance for doubtful accounts, valuation of common stock options, valuation of intangible assets and goodwill, useful lives of property and equipment and definite-lived intangible assets, the period of benefit generated from our deferred contract acquisition costs, loss contingencies related to litigation, and valuation of deferred tax assets. Due to the COVID-19 pandemic, there is ongoing uncertainty and significant disruption in the global economy and financial markets; and while we are not aware of any specific event or circumstance that would require an update to our estimates, judgments or assumptions, they may change in the future. Our results of operations may be adversely affected if our assumptions change or if actual circumstances differ from those in our assumptions, which could cause our results of operations to fall below the expectations of industry or financial analysts and investors, resulting in a decline in the trading price of our common stock.

Additionally, we regularly monitor our compliance with applicable financial reporting standards and review new pronouncements and drafts thereof that are relevant to us. As a result of new standards, changes to existing standards and changes in their interpretation, we might be required to change our accounting policies, alter our operational policies and implement new or enhance existing systems so that they reflect new or amended financial reporting standards, or we may be required to restate our published financial statements. Such changes to existing standards or changes in their interpretation may have an adverse effect on our reputation, business, financial position and profit, or cause an adverse deviation from our revenue and operating profit target, which may negatively impact our financial results.

**Item 1B. Unresolved Staff Comments**

None.

**Item 2. Properties**

Our corporate headquarters are located in San Jose, California, where we currently lease approximately 172,000 square feet of space (the "leased premises") under a sublease agreement that expires in 2026. We initially occupied approximately 69,000 square feet with the remainder of the leased premises to be occupied in phases over the initial term of the lease, with full occupancy expected to occur by October 2025. We also maintain offices elsewhere in the United States, including in Atlanta, Georgia; New York, New York; Raleigh, North Carolina; and Tysons, Virginia, as well as multiple locations internationally, including in Australia, Canada, France, Germany, India, Japan, Singapore, Spain, Israel and the United Kingdom. We lease all of our facilities and do not own any real property. If necessary, we expect to add facilities as we grow our employee base and expand geographically.

While we believe that our facilities are adequate to meet our needs for the immediate future, we continue to evaluate our real estate needs in light of the COVID-19 pandemic and believe, should it be needed, suitable additional space will be available to accommodate our operations.

**Item 3. Legal Proceedings**

The information called for by this Item is incorporated herein by reference to Item 8. "Financial Statements and Supplementary Data," Note 11, Commitments and Contingencies, of the consolidated financial statements included elsewhere in this Annual Report on Form 10-K.

**Item 4. Mine Safety Disclosures**

Not applicable.



## PART II

### Item 5. Markets Registrant's Common Equity, Related Stockholder Matters and Issuer Purchases of Equity Securities

#### Market Information for Common Stock

Our common stock has been listed on The Nasdaq Global Select Market under the ticker symbol "ZS" since March 16, 2018. Prior to that time, there was no public market for our common stock.

#### Holder of Record

As of July 31, 2021, we had 62 holders of record of our common stock. The actual number of stockholders is greater than this number of record holders and includes stockholders who are beneficial owners but whose shares are held in street name by brokers and other nominees.

#### Dividend Policy

We have never declared or paid cash dividends on our common stock. We currently intend to retain all available funds and any future earnings for use in the operation of our business and do not anticipate paying any dividends in the foreseeable future. Any future determination to declare dividends will be made at the discretion of our board of directors, subject to applicable laws, and will depend on our financial condition, operating results, capital requirements, general business conditions and other factors that our board of directors may deem relevant.

#### Securities Authorized for Issuance under Equity Compensation Plans

The information required by this item with respect to our equity compensation plans is incorporated by reference to our Proxy Statement for the 2021 Annual Meeting of Stockholders to be filed with the Securities and Exchange Commission within 120 days of the fiscal year ended July 31, 2021.

#### Recent Sales of Unregistered Equity Securities and Use of Proceeds

##### (a) Sale of Unregistered Equity Securities

None

##### (b) Issuer Purchases of Equity Securities

None

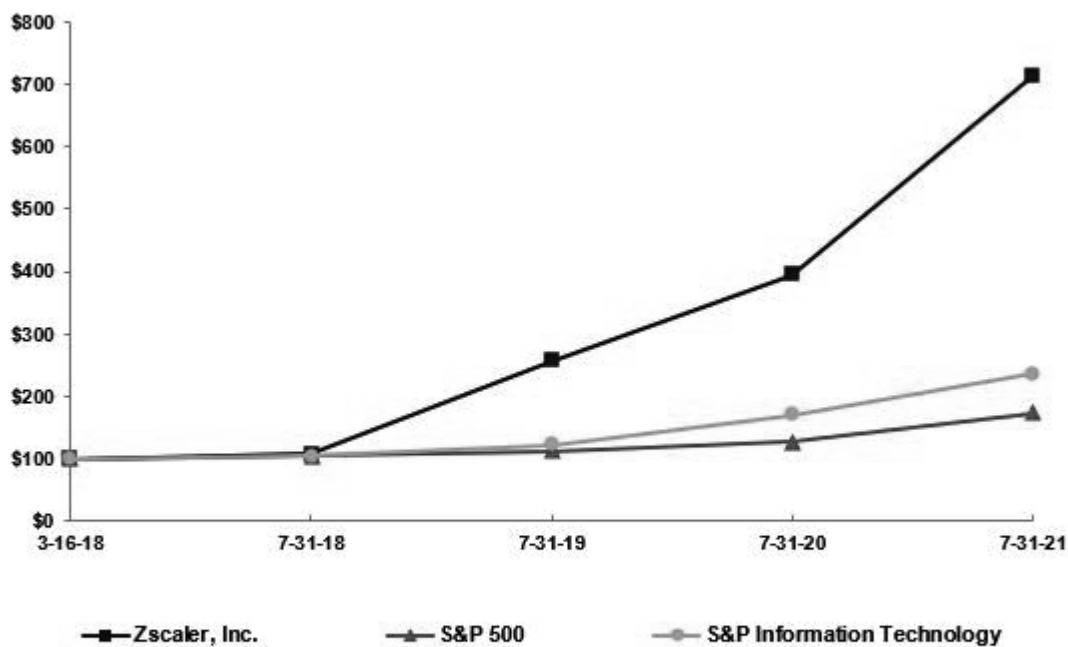
#### Stock Performance Graph

This performance graph shall not be deemed "soliciting material" or to be "filed" with the SEC for purposes of Section 18 of the Securities Exchange Act of 1934, as amended (the "Exchange Act"), or otherwise subject to the liabilities under that Section, and shall not be deemed to be incorporated by reference into any filing of Zscaler, Inc. under the Securities Act or the Exchange Act.

We have presented below the cumulative total return to our stockholders between March 16, 2018 (the date our common stock commenced trading on the Nasdaq) through July 31, 2021 in comparison to the Standard & Poor's 500 Index and Standard & Poor Information Technology Index. All values assume a \$100 initial investment and data for the Standard & Poor's 500 Index and Standard & Poor Information Technology Index assume reinvestment of dividends. The comparisons are based on historical data and are not indicative of, nor intended to forecast, the future performance of our common stock.

## COMPARISON OF CUMULATIVE TOTAL RETURN\*

Among Zscaler, Inc., the S&P 500 Index  
and the S&P Information Technology Index



\*\$100 invested on 3/16/18 in stock or on 2/28/18 in index, including reinvestment of dividends. Fiscal year ending July 31.

Copyright© 2021 Standard & Poor's, a division of S&P Global. All rights reserved.

Company/Index	March 16, 2018 (*)	July 31, 2018	July 31, 2019	July 31, 2020	July 31, 2021
Zscaler, Inc.	\$ 100.00	\$ 107.00	\$ 255.36	\$ 393.48	\$ 714.88
S&P 500 Index	\$ 100.00	\$ 104.56	\$ 112.91	\$ 126.41	\$ 172.48
S&P 500 Information Technology Index	\$ 100.00	\$ 105.06	\$ 121.58	\$ 168.89	\$ 236.49

(\*) Base period.

## Item 6. Selected Financial Data

The selected consolidated statements of operations data presented below for fiscal 2021, fiscal 2020 and fiscal 2019 and the consolidated balance sheet data as of July 31, 2021 and 2020 are derived from our audited consolidated financial statements that are included elsewhere in this Annual Report on Form 10-K. The selected consolidated statements of operations data for fiscal 2018 and fiscal 2017 and the consolidated balance sheet data as of July 31, 2019, 2018 and 2017 have been derived from our audited consolidated financial statements not included in this Annual Report on Form 10-K. Our historical results are not necessarily indicative of the results that may be expected in the future. The selected consolidated financial data and other data set forth below should be read in conjunction with the section entitled "Management's Discussion and Analysis of Financial Condition and Results of Operations" and the consolidated financial statements and related notes included elsewhere in this Annual Report on Form 10-K.

	Year Ended July 31,				
	2021	2020	2019	2018	2017
	(in thousands, except per share data)				
<b>Consolidated Statements of Operations Data:</b>					
Revenue	\$ 673,100	\$ 431,269	\$ 302,836	\$ 190,174	\$ 125,717
Cost of revenue <sup>(1)(2)</sup>	150,317	95,733	59,669	37,875	27,472
Gross profit	522,783	335,536	243,167	152,299	98,245
Operating expenses:					
Sales and marketing <sup>(1)(2)</sup>	459,407	277,981	169,913	116,409	79,236
Research and development <sup>(1)(2)</sup>	174,653	97,879	61,969	39,379	33,561
General and administrative <sup>(1)(3)(4)</sup>	96,535	73,632	46,598	31,135	20,521
Total operating expenses	730,595	449,492	278,480	186,923	133,318
Loss from operations	(207,812)	(113,956)	(35,313)	(34,624)	(35,073)
Interest income	2,812	6,477	7,730	2,236	597
Interest expense <sup>(5)</sup>	(53,364)	(5,025)	—	—	—
Other income (expense), net	1,186	(224)	(329)	79	(107)
Loss before income taxes	(257,178)	(112,728)	(27,912)	(32,309)	(34,583)
Provision for income taxes	4,851	2,388	743	1,337	877
Net loss	\$ (262,029)	\$ (115,116)	\$ (28,655)	\$ (33,646)	\$ (35,460)
Accretion of Series C and D redeemable convertible preferred stock	—	—	—	(6,332)	(9,570)
Net loss attributable to common stockholders	\$ (262,029)	\$ (115,116)	\$ (28,655)	\$ (39,978)	\$ (45,030)
Net loss per share attributable to common stockholders, basic and diluted <sup>(6)</sup>	\$ (1.93)	\$ (0.89)	\$ (0.23)	\$ (0.63)	\$ (1.54)
Weighted-average shares used in computing net loss per share attributable to common stockholders, basic and diluted <sup>(6)</sup>	135,654	129,323	123,566	63,881	29,221

(1) Includes stock-based compensation expense and related payroll taxes as follows:

Cost of revenue	\$ 15,272	\$ 7,851	\$ 3,453	\$ 757	\$ 348
Sales and marketing	144,273	71,468	29,211	5,044	2,794
Research and development	73,238	31,937	15,565	3,045	5,574
General and administrative	45,779	18,380	5,928	2,378	1,203
Total	<u>\$ 278,562</u>	<u>\$ 129,636</u>	<u>\$ 54,157</u>	<u>\$ 11,224</u>	<u>\$ 9,919</u>

(2) Includes amortization expense of acquired intangible assets as follows:

Cost of revenue	\$ 6,468	\$ 2,030	\$ 512	\$ —	\$ —
Sales and marketing	327	74	10	—	—
Research and development	—	1,280	386	—	—
Total	<u>\$ 6,795</u>	<u>\$ 3,384</u>	<u>\$ 908</u>	<u>\$ —</u>	<u>\$ —</u>

(3) Includes asset impairment related to facility exit as follows:

	<u>\$ 416</u>	<u>\$ 746</u>	<u>\$ —</u>	<u>\$ —</u>	<u>\$ —</u>
--	---------------	---------------	-------------	-------------	-------------

(4) Includes litigation-related expenses as follows:

	<u>\$ —</u>	<u>\$ 18,356</u>	<u>\$ 13,079</u>	<u>\$ 8,039</u>	<u>\$ 5,827</u>
--	-------------	------------------	------------------	-----------------	-----------------

(5) Includes amortization of debt discount and issuance costs as follows:

	<u>\$ 51,923</u>	<u>\$ 4,885</u>	<u>\$ —</u>	<u>\$ —</u>	<u>\$ —</u>
--	------------------	-----------------	-------------	-------------	-------------

(6) See Note 15, Net Loss Per Share, of the consolidated financial statements included elsewhere in this Annual Report on Form 10-K for an explanation of the method used to calculate our basic and diluted net loss per share attributable to common stockholders and the weighted-average number of shares used in the computation of the per share amounts.

**July 31,**

	2021 <sup>(1)</sup>	2020 <sup>(1)</sup>	2019	2018	2017
--	---------------------	---------------------	------	------	------

(in thousands)

**Consolidated Balance Sheet Data:**

Cash and cash equivalents	\$ 275,898	\$ 141,851	\$ 78,484	\$ 135,579	\$ 87,978
Short-term investments	\$ 1,226,654	\$ 1,228,722	\$ 286,162	\$ 162,960	\$ —
Working capital <sup>(2)</sup>	\$ 1,128,098	\$ 1,157,892	\$ 234,137	\$ 204,332	\$ 22,450
Total assets	\$ 2,257,631	\$ 1,833,458	\$ 604,162	\$ 447,781	\$ 182,902
Deferred revenue, current and noncurrent	\$ 630,601	\$ 369,767	\$ 251,202	\$ 164,023	\$ 96,619
Convertible senior notes	\$ 913,538	\$ 861,615	\$ —	\$ —	\$ —
Redeemable convertible preferred stock	\$ —	\$ —	\$ —	\$ —	\$ 200,977
Accumulated deficit	\$ (601,600)	\$ (339,571)	\$ (224,455)	\$ (196,100)	\$ (162,016)
Total stockholders' equity (deficit)	\$ 528,895	\$ 484,829	\$ 308,558	\$ 240,236	\$ (151,142)

<sup>(1)</sup> On August 1, 2019, the beginning of fiscal 2020, we adopted the new lease accounting standard ASU No. 2016-02, Leases (Topic 842) on a modified retrospective basis at the beginning of the fiscal year of adoption.

<sup>(2)</sup> Working capital is defined as current assets less current liabilities.

**Non-GAAP Financial Measures and Key Business Metrics**

The following table shows certain non-GAAP financial measures. A reconciliation for each non-GAAP measure is contained in the "Non-GAAP Financial Measures" section of Item 7 "Management's Discussion and Analysis of Financial Condition and Results of Operations" of this Annual Report on Form 10-K.

**Year Ended July 31,**

	2021	2020	2019	2018	2017
--	------	------	------	------	------

(in thousands)

Gross profit	\$ 522,783	\$ 335,536	\$ 243,167	\$ 152,299	\$ 98,245
Non-GAAP gross profit	\$ 544,523	\$ 345,417	\$ 247,132	\$ 153,056	\$ 98,593
Gross margin	78 %	78 %	80 %	80 %	78 %
Non-GAAP gross margin	81 %	80 %	82 %	80 %	78 %
Loss from operations	\$ (207,812)	\$ (113,956)	\$ (35,313)	\$ (34,624)	\$ (35,073)
Non-GAAP income (loss) from operations	\$ 77,961	\$ 38,166	\$ 32,831	\$ (15,361)	\$ (19,327)
Operating margin	(31)%	(26)%	(12)%	(18)%	(28)%
Non-GAAP operating margin	12 %	9 %	11 %	(8)%	(15)%
Net cash provided by (used in) operating activities	\$ 202,040	\$ 79,317	\$ 58,027	\$ 17,307	\$ (6,019)
Net cash used in investing activities	\$ (109,668)	\$ (1,038,162)	\$ (162,074)	\$ (178,103)	\$ (8,174)
Net cash provided by financing activities	\$ 41,675	\$ 1,022,212	\$ 46,384	\$ 208,397	\$ 9,497
Free cash flow	\$ 143,743	\$ 27,508	\$ 29,345	\$ 2,137	\$ (14,193)
Net cash provided by operating activities as a percentage of revenue	30 %	18 %	19 %	9 %	(5)%
Free cash flow margin	21 %	6 %	10 %	1 %	(11)%

## **Item 7. Management's Discussion and Analysis of Financial Condition and Results of Operations**

*The following discussion and analysis of our financial condition and results of operations should be read in conjunction with the consolidated financial statements and related notes included elsewhere in this Annual Report on Form 10-K. As discussed in the section titled "Special Note Regarding Forward-Looking Statements," the following discussion contains forward-looking statements that involve risks and uncertainties. Our actual results could differ materially from those discussed below. Factors that could cause or contribute to such difference include, but are not limited to, those identified below and those discussed in the section titled "Risk Factors" and elsewhere in this Annual Report on Form 10-K. Our fiscal year end is July 31, and our fiscal quarters end on October 31, January 31, April 30 and July 31. Our fiscal years ended July 31, 2021, July 31, 2020 and July 31, 2019 are referred to as fiscal 2021, fiscal 2020 and fiscal 2019, respectively.*

### **Overview**

Zscaler was incorporated in 2007, during the early stages of cloud adoption and mobility, based on a vision that the internet would become the new corporate network as the cloud becomes the new data center. We predicted that with rapid cloud adoption and increasing workforce mobility, traditional perimeter security approaches would provide inadequate protection for users and data and an increasingly poor user experience. We pioneered a cloud platform, the Zscaler Zero Trust Exchange, that represents a fundamental shift in the architectural design and approach to networking and security.

We generate revenue primarily from sales of subscriptions to access our cloud platform, together with related support services. We also generate an immaterial amount of revenue from professional and other services, which consist primarily of fees associated with mapping, implementation, network design and training. Our subscription pricing is primarily calculated on a per-user basis. We recognize subscription and support revenue ratably over the life of the contract, which is generally one to three years. As of July 31, 2021, we had expanded our operations to over 5,600 customers across major industries, with users in 185 countries. Government agencies and some of the largest enterprises in the world rely on us to support their digital transformation, including more than 500 of the Forbes Global 2000 as of July 31, 2021.

We operate our business as one reportable segment. Our revenue has experienced significant growth in recent periods. For fiscal 2021, fiscal 2020 and fiscal 2019, our revenue was \$673.1 million, \$431.3 million and \$302.8 million, respectively. We have incurred net losses in all periods since our inception. For fiscal 2021, fiscal 2020 and fiscal 2019, our net loss was \$262.0 million, \$115.1 million and \$28.7 million, respectively. We expect we will continue to incur net losses for the foreseeable future, as we continue to invest in our sales and marketing organization to take advantage of our market opportunity, to invest in research and development efforts to enhance the functionality of our cloud platform, to incur additional compliance and other related costs as we operate as a public company, and to address any legal matters and related accruals, as further described in Note 11, Commitments and Contingencies, of the consolidated financial statements included elsewhere in this Annual Report on Form 10-K.

### ***Impacts of COVID-19***

In March 2020, the World Health Organization declared the COVID-19 outbreak to be a pandemic. As a result of the COVID-19 pandemic, we have modified certain aspects of our business, including restricting employee travel, requiring employees to work from home, transitioning our employee onboarding and training processes to remote or online programs, and canceling certain events and meetings, among other modifications. We will continue to actively monitor and evaluate the situation and may take further actions that alter our business operations as may be required by federal, state or local authorities or that we determine are in the best interests of our employees, customers, partners, suppliers and stockholders. The effects of these operational modifications are unknown and may not be known until future reporting periods. While we have not experienced significant disruptions to our operations or financial performance from the COVID-19 pandemic to date, we are unable to accurately predict the full impact that COVID-19 will have due to numerous uncertainties, including the duration of the outbreak, the current or a future resurgence of the outbreak in connection with new variants and mutations,

the widespread distribution and long-term efficacy of vaccines, the efficacy of vaccines against new variants or mutations, actions that may be taken by governmental authorities, the impact on our business including our sales cycle, sales execution and marketing efforts, and the impact to the business of our customers, vendors and partners. For further discussion of the challenges and risks we confront related to the COVID-19 pandemic, please refer to Part I, Item 1A Risk Factors of this Annual Report on Form 10-K.

## **Certain Factors Affecting Our Performance**

### ***Increased Internet Traffic and Adoption of Cloud-Based Software and Security***

The adoption of cloud applications and infrastructure, explosion of internet traffic volumes and shift to mobile-first computing generally, and the pace at which enterprises adopt the internet as their corporate network in particular, impact our ability to drive market adoption of our cloud platform. We believe that most enterprises are in the early stages of a broad transformation to the cloud. Organizations are increasingly relying on the internet to operate their businesses, deploying new SaaS applications and migrating internally managed line-of-business applications to the cloud. However, the growing dependence on the internet has increased exposure to malicious or compromised websites, and sophisticated hackers are exploiting the gaps left by legacy network security appliances. To securely access the internet and transform their networks, organizations must also make fundamental changes in their network and security architectures. We believe that most organizations have yet to fully make these investments. Since we enable organizations to securely embrace digital transformation, we believe that the imperative for organizations to securely move to the cloud will increase demand for our cloud platform and broaden our customer base.

### ***New Customer Acquisition***

We believe that our ability to increase the number of customers, and more significantly customers in the Forbes Global 2000, on our cloud platform is an indicator of our market penetration and our future business opportunities. As of July 31, 2021, 2020 and 2019, we had over 5,600, 4,500 and over 3,900 customers, respectively, across all major geographies. As of July 31, 2021, we had over 500 of the Forbes Global 2000 as customers. Our ability to continue to grow these numbers will increase our future opportunities for renewals and follow-on sales. We believe that we have significant room to capture additional market share and intend to continue to invest significantly in sales and marketing to engage our prospective customers, increase brand awareness, further leverage our channel partnerships and drive adoption of our solution.

### ***Follow-On Sales***

We typically expand our relationship with our customers over time. While most of our new customers route all of their internet-bound web traffic through our cloud platform, some of our customers initially use our services for specific users or specific security functionality. We leverage our land-and-expand model with the goal of generating incremental revenue, often within the term of the initial subscription, by increasing sales to our existing customers in one of three ways:

- expanding deployment of our cloud platform to cover additional users;
- upgrading to a more advanced Business or Transformation edition; and
- selling a subscription to a new solution or product, for example selling a ZPA subscription to a ZIA customer or a ZIA subscription to a ZPA customer.

These purchases increase the Annual Recurring Revenue ("ARR") attributable to our customers over time. To establish ARR for a customer, we use the total amount of each order booked to compute the annual recurring value of revenue that we would recognize if the customer continues to renew all contractual subscriptions. For example, a contract for \$3.0 million with a contractual term of three years would have ARR of \$1.0 million as long as our customer uses our cloud platform.

## ***Investing in Business Growth***

Since our founding, we have invested significantly in growing our business. We intend to continue (i) investing in our research and development organization and our development efforts to offer new solutions on our cloud platform and (ii) dedicating resources to update and upgrade our existing solutions. In addition, we expect our general and administrative expenses to increase in absolute dollars in the foreseeable future, as we continue to operate as a public company and address any legal matters and related accruals, as further described in Note 11, Commitments and Contingencies, of the consolidated financial statements included elsewhere in this Annual Report on Form 10-K.

We also intend to continue to invest significantly in sales and marketing to grow and train our sales force, broaden our brand awareness and expand and deepen our channel partner relationships. While these planned investments will increase our operating expenses in the short term, we believe that over the long term these investments will help us to expand our customer base and grow our business. We also are investing in programs to increase recognition of our brand and solutions, including joint marketing activities with our channel partners and strategic partners.

While we expect our operating expenses to increase in absolute dollars in the foreseeable future, as a result of these activities, we intend to balance these investments in future growth with a continued focus on managing our results of operations and investing judiciously. In the long term we anticipate that these investments will positively impact our business and results of operations.

## **Key Business Metrics and Other Financial Measures**

We review a number of operating and financial metrics, including the following key metrics, to measure our performance, identify trends, formulate business plans and make strategic decisions.

### ***Dollar-Based Net Retention Rate***

We believe that dollar-based net retention rate is a key metric to measure the long-term value of our customer relationships because it is driven by our ability to retain and expand the recurring revenue generated from our existing customers. Our dollar-based net retention rate compares the recurring revenue from a set of customers against the same metric for the prior 12-month period on a trailing basis. Because our customers have repeat buying patterns and the average term of our contracts is more than 12 months, we measure this metric over a set of customers who were with us as of the last day of the same reporting period in the prior fiscal year. Our dollar-based net retention rate includes customer attrition. We have not experienced a material increase in customer attrition rates in recent periods.

We calculate our dollar-based net retention rate as follows:

- Denominator: To calculate our dollar-based net retention rate as of the end of a reporting period, we first establish the ARR from all active subscriptions as of the last day of the same reporting period in the prior fiscal year. This effectively represents recurring dollars that we expect in the next 12-month period from the cohort of customers that existed on the last day of the same reporting period in the prior fiscal year.
- Numerator: We measure the ARR for that same cohort of customers representing all subscriptions based on confirmed customer orders booked by us as of the end of the reporting period.

Dollar-based net retention rate is obtained by dividing the numerator by the denominator. Our dollar-based net retention rate may fluctuate due to a number of factors, including the performance of our cloud platform, our success in selling bigger deals, including deals for all employees with our higher-end bundles, selling multiple-pillars from the start of our contract



with new customers, faster upsells within a year, the timing and the rate of ARR expansion of our existing customers, potential changes in our rate of renewals and other risk factors described elsewhere in this Annual Report on Form 10-K.

**Trailing 12 Months Ended July 31,**

	<b>2021</b>	<b>2020</b>	<b>2019</b>
Dollar-based net retention rate	128%	120%	118%

***Non-GAAP Financial Measures***

In addition to our results determined in accordance with U.S. GAAP, we believe the following non-GAAP measures are useful in evaluating our operating performance. We use the following non-GAAP financial information to evaluate our ongoing operations and for internal planning and forecasting purposes. We believe that non-GAAP financial information, when taken collectively, may be helpful to investors because it provides consistency and comparability with past financial performance. However, non-GAAP financial information is presented for supplemental informational purposes only, has limitations as an analytical tool and should not be considered in isolation or as a substitute for financial information presented in accordance with U.S. GAAP. In particular, free cash flow is not a substitute for cash provided by operating activities. Additionally, the utility of free cash flow as a measure of our liquidity is further limited as it does not represent the total increase or decrease in our cash balance for a given period. In addition, other companies, including companies in our industry, may calculate similarly-titled non-GAAP measures differently or may use other measures to evaluate their performance, all of which could reduce the usefulness of our non-GAAP financial measures as tools for comparison. A reconciliation is provided below for each non-GAAP financial measure to the most directly comparable financial measure stated in accordance with U.S. GAAP. Investors are encouraged to review the related U.S. GAAP financial measures and the reconciliation of these non-GAAP financial measures to their most directly comparable U.S. GAAP financial measures, and not to rely on any single financial measure to evaluate our business.

***Non-GAAP Gross Profit and Non-GAAP Gross Margin***

We define non-GAAP gross profit as U.S. GAAP gross profit excluding stock-based compensation expense and related payroll taxes and amortization expense of acquired intangible assets. We define non-GAAP gross margin as non-GAAP gross profit as a percentage of revenue.

**Year Ended July 31,**

	<b>2021</b>	<b>2020</b>	<b>2019</b>
	<b>(in thousands)</b>		
Gross profit	\$ 522,783	\$ 335,536	\$ 243,167
Add:			
Stock-based compensation expense and related payroll taxes	15,272	7,851	3,453
Amortization expense of acquired intangible assets	6,468	2,030	512
Non-GAAP gross profit	<u>\$ 544,523</u>	<u>\$ 345,417</u>	<u>\$ 247,132</u>
Gross margin	78 %	78 %	80 %
Non-GAAP gross margin	81 %	80 %	82 %

### ***Non-GAAP Income from Operations and Non-GAAP Operating Margin***

We define non-GAAP income from operations as U.S. GAAP loss from operations excluding stock-based compensation expense and related payroll taxes, certain litigation-related expenses, amortization expense of acquired intangible assets and asset impairment related to facility exit. We define non-GAAP operating margin as non-GAAP income from operations as a percentage of revenue. The excluded litigation-related expenses are professional fees and related costs incurred by us in defending or settling against significant claims that we deem not to be in the ordinary course of our business and, if applicable, accruals related to estimated losses in connection with these claims. There are many uncertainties and potential outcomes associated with any litigation, including the expense of litigation, timing of such expenses, court rulings, unforeseen developments, complications and delays, each of which may affect our results of operations from period to period, as well as the unknown magnitude of the potential loss relating to any lawsuit, all of which are inherently subject to change, difficult to estimate and could adversely affect our results of operations.

	Year Ended July 31,		
	2021	2020	2019
	(in thousands)		
Loss from operations	\$ (207,812)	\$ (113,956)	\$ (35,313)
Add:			
Stock-based compensation expense and related payroll taxes	278,562	129,636	54,157
Litigation-related expenses	—	18,356	13,079
Amortization expense of acquired intangible assets	6,795	3,384	908
Asset impairment related to facility exit <sup>(1)</sup>	416	746	—
Non-GAAP income from operations	<u>\$ 77,961</u>	<u>\$ 38,166</u>	<u>\$ 32,831</u>
Operating margin	(31)%	(26)%	(12)%
Non-GAAP operating margin	12 %	9 %	11 %

<sup>(1)</sup> Consists of asset impairment charges related to the relocation of our corporate headquarters.

### ***Change in Non-GAAP Measures Presentation***

Effective August 1, 2020, the beginning of our fiscal year ending July 31, 2021, we began to present employer payroll taxes related to employee equity award transactions, which is a cash expense, as part of stock-based compensation expense in our non-GAAP results. These payroll taxes have been excluded from our non-GAAP results as they are tied to the timing and size of the exercise or vesting of the underlying equity awards and the price of our common stock at the time of vesting or exercise, which may vary from period to period independent of the operating performance of our business. Prior period amounts have been recast to conform to this presentation.

### ***Free Cash Flow and Free Cash Flow Margin***

Free cash flow is a non-GAAP financial measure that we calculate as net cash provided by operating activities less purchases of property, equipment and other assets and capitalized internal-use software. Free cash flow margin is calculated as free cash flow divided by revenue. We believe that free cash flow and free cash flow margin are useful indicators of liquidity that provide information to management and investors about the amount of cash generated from our operations that, after the investments in property, equipment and other assets and capitalized internal-use software, can be used for strategic initiatives, including investing in our business, and strengthening our financial position.

Free cash flow includes the cyclical impact of inflows and outflows resulting from contributions to our employee stock purchase plan, for which the purchase period of approximately six months ends in each of our second and fourth fiscal quarter. As of July 31, 2021, the accrued employee payroll contributions to our ESPP was \$5.2 million, which will be used to purchase shares at the end of the current purchase period ending on December 15, 2022. Payroll contributions ultimately used to purchase shares will be reclassified to stockholders' equity upon issuance of the shares during our second quarter of fiscal 2022.

	Year Ended July 31,		
	2021	2020	2019
	(in thousands)		
Net cash provided by operating activities	\$ 202,040	\$ 79,317	\$ 58,027
Less:			
Purchases of property, equipment and other assets	(48,165)	(43,072)	(25,520)
Capitalized internal-use software	(10,132)	(8,737)	(3,162)
Free cash flow	<u>\$ 143,743</u>	<u>\$ 27,508</u>	<u>\$ 29,345</u>
As a percentage of revenue:			
Net cash provided by operating activities	30 %	18 %	19 %
Less:			
Purchases of property, equipment and other assets	(7)	(10)	(8)
Capitalized internal-use software	(2)	(2)	(1)
Free cash flow margin	<u>21 %</u>	<u>6 %</u>	<u>10 %</u>

### *Calculated Billings*

Calculated billings is a non-GAAP financial measure that we believe is a key metric to measure our periodic performance. Calculated billings represents our total revenue plus the change in deferred revenue in a period. Calculated billings in any particular period aims to reflect amounts invoiced for subscriptions to access our cloud platform, together with related support services for our new and existing customers. We typically invoice our customers annually in advance, and to a lesser extent quarterly in advance, monthly in advance or multi-year in advance. Calculated billings increased \$384.1 million, or 70%, in fiscal 2021 over fiscal 2020, and \$159.8 million, or 41%, in fiscal 2020 over fiscal 2019. As calculated billings continues to grow in absolute terms, we expect our calculated billings growth rate to trend down over time. We also expect that calculated billings will be affected by seasonality in terms of when we enter into agreements with customers; and the mix of billings in each reporting period as we typically invoice customers annually in advance, and to a lesser extent quarterly in advance, monthly in advance or multi-year in advance.

	Year Ended July 31,		
	2021	2020	2019
	(in thousands)		
Revenue	\$ 673,100	\$ 431,269	\$ 302,836
Add: Total deferred revenue, end of period	630,601	369,767	251,202
Less: Total deferred revenue, beginning of period	(369,767)	(251,202)	(164,023)
Calculated billings	<u>\$ 933,934</u>	<u>\$ 549,834</u>	<u>\$ 390,015</u>

## **Components of Results of Operations**

### ***Revenue***

We generate revenue primarily from sales of subscriptions to access our cloud platform, together with related support services. These subscription and related support services accounted for approximately 97%, 98% and 99% of our revenue for fiscal 2021, fiscal 2020 and fiscal 2019, respectively. Our contracts with our customers do not at any time provide the customer with the right to take possession of the software that runs our cloud platform. Our customers may also purchase professional services, such as mapping, implementation, network design and training. Professional services account for an immaterial portion of our revenue.

We generate revenue from contracts with typical durations ranging from one to three years. We typically invoice our customers annually in advance, and to a lesser extent quarterly in advance, monthly in advance or multi-year in advance. We recognize revenue ratably over the life of the contract. Amounts that have been invoiced are recorded in deferred revenue, or they are recorded in revenue if the revenue recognition criteria have been met. Subscriptions that are invoiced annually in advance or multi-year in advance represent a significant portion of our short-term and long-term deferred revenue in comparison to invoices issued quarterly in advance or monthly in advance. Accordingly, we cannot predict the mix of invoicing schedules in any given period.

We generally experience seasonality in terms of when we enter into agreements with our customers. We typically enter into a higher percentage of agreements with new customers, as well as renewal agreements with existing customers, in our second and fourth fiscal quarters. However, because we recognize revenue ratably over the terms of our subscription contracts, a substantial portion of the revenue that we report in each period is attributable to the recognition of deferred revenue relating to agreements that we entered into during previous periods. Consequently, increases or decreases in new sales or renewals in any one period may not be immediately reflected as revenue for that period. Accordingly, the effect of downturns in sales and market acceptance of our platform, and potential changes in our rate of renewals, may not be fully reflected in our results of operations until future periods.

### ***Cost of Revenue***

Cost of revenue includes expenses related to operating our cloud platform in data centers, depreciation of our data center equipment, related overhead costs and the amortization of our capitalized internal-use software. Cost of revenue also includes employee-related costs, including salaries, bonuses, stock-based compensation expense and employee benefit costs associated with our customer support and cloud operations organizations. Cost of revenue also includes overhead costs for facilities, IT, amortization and depreciation expense.

As our customers expand and increase the use of our cloud platform driven by additional applications and connected devices, our cost of revenue will increase due to higher bandwidth and data center expenses. However, we expect to continue to benefit from economies of scale as our customers increase the use of our cloud platform. We intend to continue to invest additional resources in our cloud platform and our customer support organizations as we grow our business. The level and timing of investment in these areas could affect our cost of revenue in the future.

### ***Gross Profit and Gross Margin***

Gross profit, or revenue less cost of revenue, and gross margin, or gross profit as a percentage of revenue, have been and will continue to be affected by various factors, including the timing of our acquisition of new customers and our renewals of and follow-on sales to existing customers, the average sales price of our services, mix of services offered in our solutions,

including new product introductions, the data center and bandwidth costs associated with operating our cloud platform, the extent to which we expand our customer support and cloud operations organizations and the extent to which we can increase the efficiency of our technology, infrastructure and data centers through technological improvements. We expect our gross profit to increase in absolute dollars and our gross margin to increase slightly over the long term, although our gross profit and gross margin could fluctuate from period to period depending on the interplay of all of the above factors.

### *Operating Expenses*

Our operating expenses consist of sales and marketing, research and development and general and administrative expenses. Personnel costs are the most significant component of operating expenses and consist of salaries, benefits, bonuses, stock-based compensation expense and, with respect to sales and marketing expenses, sales commissions that are recognized as expenses over the period of benefit. Operating expenses also include overhead costs for facilities, IT, depreciation expense and amortization expense.

### *Sales and Marketing*

Sales and marketing expenses consist primarily of employee compensation and related expenses, including salaries, bonuses and benefits for our sales and marketing employees, sales commissions that are recognized as expenses over the period of benefit, stock-based compensation expense, marketing programs, travel and entertainment expenses, expenses for conferences and events and allocated overhead costs. We capitalize our sales commissions and associated payroll taxes and recognize them as expenses over the estimated period of benefit. The amount recognized in our sales and marketing expenses reflects the amortization of costs previously deferred as attributable to each period presented in this Annual Report on Form 10-K, as described below under "Critical Accounting Policies and Estimates."

We intend to continue to make significant investments in our sales and marketing organization to drive additional revenue, further penetrate the market and expand our global customer base. As a result, we expect our sales and marketing expenses to continue to increase in absolute dollars and to be our largest operating expense category for the foreseeable future. In particular, we will continue to invest in growing and training our sales force, broadening our brand awareness and expanding and deepening our channel partner relationships. However, we expect our sales and marketing expenses to decrease as a percentage of our revenue over the long term, although our sales and marketing expenses may fluctuate as a percentage of our revenue from period to period due to the timing and extent of these expenses.

### *Research and Development*

Our research and development expenses support our efforts to add new features to our existing offerings and to ensure the reliability, availability and scalability of our solutions. Our cloud platform is software-driven, and our research and development teams employ software engineers in the design, and the related development, testing, certification and support, of these solutions. Accordingly, a majority of our research and development expenses result from employee-related costs, including salaries, bonuses and benefits, stock-based compensation expense and costs associated with technology tools used by our engineers. We expect our research and development expenses to continue to increase in absolute dollars for the foreseeable future, as we continue to invest in research and development efforts to enhance the functionality of our cloud platform, improve the reliability, availability and scalability of our platform and access new customer markets. However, we expect our research and development expenses to decrease as a percentage of our revenue over the long term, although our research and development expenses may fluctuate as a percentage of our revenue from period to period due to the timing and extent of these expenses.

## *General and Administrative*

General and administrative expenses consist primarily of employee-related costs, including salaries and bonuses, stock-based compensation expense and employee benefit costs for our finance, legal, human resources and administrative personnel, as well as professional fees for external legal services (including certain litigation-related expenses), accounting and other related consulting services. The litigation-related expenses include professional fees and related costs incurred by us in defending or settling significant claims that we deem not to be in the ordinary course of our business and, if applicable, accruals related to estimated losses in connection with these claims. We expect our general and administrative expenses to increase in absolute dollars for the foreseeable future, as we continue to incur compliance costs and other related costs necessary to operate as a public company, and due to any legal matters and related accruals, as further described in Note 11, Commitments and Contingencies to, the consolidated financial statements included elsewhere in this Annual Report on Form 10-K. However, we expect our general and administrative expenses to decrease as a percentage of our revenue over the long term, although our general and administrative expenses may fluctuate as a percentage of our revenue from period to period due to the timing and extent of these expenses. In particular, litigation-related expenses related to significant litigation claims may result in significant fluctuations from period to period as they are inherently subject to change and difficult to estimate.

### ***Interest Expense***

Interest expense consists primarily of amortization of debt discount and issuance costs and recognition of contractual interest expense related to our Notes issued in June 2020. See Note 9, Convertible Senior Notes, of the consolidated financial statements included elsewhere in this Annual Report on Form 10-K.

### ***Interest Income***

Interest income consists primarily of income earned on our cash equivalents and short-term investments.

### ***Other Income (Expense), Net***

Other income (expense), net consists primarily of foreign currency transaction gains and losses.

### ***Provision for Income Taxes***

Our provision for income taxes consists primarily of income and withholding taxes in the foreign jurisdictions in which we conduct business, offset by the tax benefit for excess stock-based compensation deduction. We have not recorded any U.S. federal income tax expense. In the United States, we have recorded deferred tax assets for which we provide a full valuation allowance, which includes net operating loss carryforwards and research and development tax credits. We expect to maintain this full valuation allowance for the foreseeable future as it is more likely than not that some or all of those deferred tax assets may not be realized based on our history of losses. Additionally, in the U.K., we have recorded deferred tax assets for which we provide a full valuation allowance, which includes net operating loss carryforwards. We expect to maintain this full valuation allowance for the foreseeable future as it is more likely than not that some or all of those deferred tax assets may not be realized based on our history of losses.

## Results of Operations

The following table sets forth our results of operations for the periods presented:

	Year Ended July 31,		
	2021	2020	2019
	(in thousands)		
Revenue	\$ 673,100	\$ 431,269	\$ 302,836
Cost of revenue <sup>(1)(2)</sup>	150,317	95,733	59,669
Gross profit	522,783	335,536	243,167
Operating expenses:			
Sales and marketing <sup>(1)(2)</sup>	459,407	277,981	169,913
Research and development <sup>(1)(2)</sup>	174,653	97,879	61,969
General and administrative <sup>(1)(3)(4)</sup>	96,535	73,632	46,598
Total operating expenses	730,595	449,492	278,480
Loss from operations	(207,812)	(113,956)	(35,313)
Interest income	2,812	6,477	7,730
Interest expense <sup>(5)</sup>	(53,364)	(5,025)	—
Other income (expense), net	1,186	(224)	(329)
Loss before income taxes	(257,178)	(112,728)	(27,912)
Provision for income taxes	4,851	2,388	743
Net loss	\$ (262,029)	\$ (115,116)	\$ (28,655)

(1) Includes stock-based compensation expense and related payroll taxes as follows:

Cost of revenue	\$ 15,272	\$ 7,851	\$ 3,453
Sales and marketing	144,273	71,468	29,211
Research and development	73,238	31,937	15,565
General and administrative	45,779	18,380	5,928
Total	\$ 278,562	\$ 129,636	\$ 54,157

(2) Includes amortization expense of acquired intangible assets as follows:

Cost of revenue	\$ 6,468	\$ 2,030	\$ 512
Sales and marketing	327	74	10
Research and development	—	1,280	386
Total	\$ 6,795	\$ 3,384	\$ 908

(3) Includes asset impairment related to facility exit as follows:

	\$ 416	\$ 746	\$ —
--	--------	--------	------

(4) Includes litigation-related expenses as follows:

	\$ —	\$ 18,356	\$ 13,079
--	------	-----------	-----------

(5) Includes amortization of debt discount and issuance costs as follows:

	\$ 51,923	\$ 4,885	\$ —
--	-----------	----------	------

The following table sets forth our results of operations for the periods presented as a percentage of our revenue:

	Year Ended July 31,		
	2021	2020	2019
Revenue	100%	100%	100%
Cost of revenue	22	22	20
Gross margin	78	78	80
Operating expenses			
Sales and marketing	68	64	56
Research and development	26	23	21
General and administrative	15	17	15
Total operating expenses	109	104	92
Operating margin	(31)	(26)	(12)
Interest income	1	1	3
Interest expense	(8)	(1)	—
Other income (expense), net	—	—	—
Loss before income taxes	(38)	(26)	(9)
Provision for income taxes	1	1	—
Net loss	(39)%	(27)%	(9)%

## Comparison of Fiscal 2021 and Fiscal 2020

### Revenue

	Year Ended July 31,		Change	
	2021	2020	\$	%
	(in thousands)			
Revenue	\$ 673,100	\$ 431,269	\$ 241,831	56 %

Revenue increased by \$241.8 million, or 56%, in fiscal 2021, compared to fiscal 2020. The increase in revenue was driven by an increase in users and sales of additional subscriptions to existing customers, which contributed \$179.5 million in revenue, as reflected by our dollar-based net retention rate of 128% for the trailing 12 months ended July 31, 2021. The remainder of the increase was attributable to the addition of new customers, as we increased our customer base by 23% from July 31, 2020 to July 31, 2021.

### Cost of Revenue and Gross Margin

	Year Ended July 31,		Change	
	2021	2020	\$	%
	(in thousands)			
Cost of revenue	\$ 150,317	\$ 95,733	\$ 54,584	57 %
Gross margin	78 %	78 %		



Cost of revenue increased by \$54.6 million, or 57%, in fiscal 2021, compared to fiscal 2020. The overall increase in cost of revenue was driven primarily by the expanded use of our cloud platform by existing and new customers, which led to an increase of \$37.2 million for data center and equipment related costs for hosting and operating our cloud platform. Additionally, our employee-related expenses increased by \$17.2 million, inclusive of an increase of \$6.7 million in stock-based compensation expense, driven primarily by a 48% increase in headcount in our customer support and cloud operations organizations from July 31, 2020 to July 31, 2021.

### ***Operating Expenses***

#### *Sales and Marketing Expenses*

	Year Ended July 31,		Change	
	2021	2020	\$	%
	(in thousands)			
Sales and marketing	\$ 459,407	\$ 277,981	\$ 181,426	65 %

Sales and marketing expenses increased by \$181.4 million, or 65%, for fiscal 2021, compared to fiscal 2020. The increase was primarily due to a 59% increase in headcount from July 31, 2020 to July 31, 2021, resulting in an increase of \$176.9 million in employee-related expenses, inclusive of an increase of \$66.6 million in stock-based compensation expense, and an increase of \$20.8 million in sales commissions expense. The remainder of the increase was primarily attributable to increased expenses of \$6.6 million for facility and IT services and \$4.6 million for professional services and \$1.8 million in marketing and advertising expenses. Expense increases were partially offset by the decrease of \$9.4 million in travel expenses due to the COVID-19 pandemic.

#### *Research and Development Expenses*

	Year Ended July 31,		Change	
	2021	2020	\$	%
	(in thousands)			
Research and development	\$ 174,653	\$ 97,879	\$ 76,774	78 %

Research and development expenses increased by \$76.8 million, or 78%, for fiscal 2021, compared to fiscal 2020 as we continued to develop and enhance the functionality of our cloud platform. The increase was primarily driven by an increase of \$71.4 million in employee-related expenses, inclusive of an increase of \$37.6 million in stock-based compensation expense, driven by a 59% increase in headcount from July 31, 2020 to July 31, 2021. The remainder of the increase was primarily attributable to increased expenses of \$5.1 million in facility, software and equipment related expenses to support our growth and \$2.2 million for professional services. This increase was partially offset by higher capitalized internal-use software development costs of \$1.4 million to support the enhancement and growth of our cloud platform.

#### *General and Administrative Expenses*

	Year Ended July 31,		Change	
	2021	2020	\$	%
	(in thousands)			
General and administrative	\$ 96,535	\$ 73,632	\$ 22,903	31 %

General and administrative expenses increased by \$22.9 million, or 31%, for fiscal 2021, compared to fiscal 2020. The overall increase was primarily due to an increase of \$37.1 million in employee-related expenses, inclusive of an increase of \$26.2 million in stock-based compensation expense, driven in part by a 46% increase in headcount from July 31, 2020 to July 31, 2021. The remainder of the increase was primarily attributable to increased expenses of \$2.7 million in professional services. This increase is partially offset by a decrease of \$18.0 million in legal expenses, primarily attributable to a \$15.0

million litigation settlement payment to Broadcom during fiscal 2020. For further information on the Broadcom settlement refer to Note 11, Commitments and Contingencies, of the consolidated financial statements included elsewhere in this Annual Report Form 10-K.

### *Interest Expense*

	Year Ended July 31,		Change	
	2021	2020	\$	%
	(in thousands)			
Interest expense	\$ (53,364)	\$ (5,025)	\$ (48,339)	962 %

Interest expense increased by \$48.3 million for fiscal 2021, compared to fiscal 2020 as a result of amortization of debt discount and recognition of contractual interest expense related to our Notes issued in June 2020. For further information on the Notes, refer to Note 9, Convertible Senior Notes, of the consolidated financial statements included elsewhere in this Annual Report on Form 10-K.

### *Interest Income*

	Year Ended July 31,		Change	
	2021	2020	\$	%
	(in thousands)			
Interest income	\$ 2,812	\$ 6,477	\$ (3,665)	(57)%

Interest income decreased by \$3.7 million, or 57%, for fiscal 2021, compared to fiscal 2020. The decrease was primarily driven by lower market interest rates earned on cash equivalents and short-term investments.

### *Other Income (expense), net*

	Year Ended July 31,		Change	
	2021	2020	\$	%
	(in thousands)			
Other income (expense), net	\$ 1,186	\$ (224)	\$ 1,410	(629)%

Other income (expense), net increased by \$1.4 million for fiscal 2021, compared to fiscal 2020. The increase was primarily driven by fluctuations in foreign currency transaction gains and losses.

### *Provision for Income Taxes*

	Year Ended July 31,		Change	
	2021	2020	\$	%
	(in thousands)			
Provision for income taxes	\$ 4,851	\$ 2,388	\$ 2,463	103 %

Our provision for income taxes increased by \$2.5 million, or 103%, for fiscal 2021, compared to fiscal 2020, primarily related to income and withholding taxes in the foreign jurisdictions in which we operate. In fiscal 2020, we recognized a non-recurring income tax benefit associated with the acquisition of intangible assets from Cloudneeti Corporation ("Cloudneeti") and Edgewise Networks Inc. ("Edgewise") which reduced our income tax expense as compared to 2021. For further information, refer to Note 14, Income Taxes, of the consolidated financial statements included elsewhere in this Annual Report on Form 10-K. Our effective tax rate of (1.9)% and (2.1)% in fiscal 2021 and fiscal 2020, respectively, differs from

the applicable U.S. statutory federal income tax rate due to our valuation allowance against our U.S. federal, state, and U.K. deferred tax assets as well as our foreign income being taxed at different rates than the U.S. statutory rate.

While we believe our current valuation allowance is sufficient, we assess the need for an adjustment to the valuation allowance on a quarterly basis. The assessment is based on our estimates of future sources of taxable income for the jurisdictions in which we operate and the periods over which our deferred tax assets will be realizable. In the event we determine that we will be able to realize all or part of our net deferred tax assets in the future, the valuation allowance will be reversed in the period in which we make such determination. The release of a valuation allowance against deferred tax assets may cause greater volatility in the effective tax rate in the periods in which it is reversed.

## Comparison of Fiscal 2020 and Fiscal 2019

### Revenue

	Year Ended July 31,		Change	
	2020	2019	\$	%
	(in thousands)			
Revenue	\$ 431,269	\$ 302,836	\$ 128,433	42 %

Revenue increased by \$128.4 million, or 42%, in fiscal 2020, compared to fiscal 2019. The increase in revenue was driven by an increase in users and sales of additional subscriptions to existing customers, which contributed \$98.6 million in revenue, as reflected by our dollar-based net retention rate of 120% for the trailing 12 months ended July 31, 2020. The remainder of the increase was attributable to the addition of new customers, as we increased our customer base by 17% from July 31, 2019 to July 31, 2020.

### Cost of Revenue and Gross Margin

	Year Ended July 31,		Change	
	2020	2019	\$	%
	(in thousands)			
Cost of revenue	\$ 95,733	\$ 59,669	\$ 36,064	60 %
Gross margin	78 %	80 %		

Cost of revenue increased by \$36.1 million, or 60%, for fiscal 2020, compared to fiscal 2019. The overall increase in cost of revenue was driven primarily by the expanded use of our cloud platform by existing and new customers, which led to an increase of \$24.8 million for data center and equipment related costs for hosting and operating our cloud platform. Additionally, our employee-related expenses increased by \$10.0 million, inclusive of an increase of \$4.4 million in stock-based compensation expense, driven primarily by a 6% increase in headcount in our customer support and cloud operations organizations from July 31, 2019 to July 31, 2020 and by the shift from granting stock options to restricted stock units.

Gross margin decreased from 80% to 78% in fiscal 2020 as compared to fiscal 2019. The decline in gross margin is primarily due to the cost incurred for our increased use of public cloud infrastructure to manage the increased ZPA traffic which resulted from our customers' employees working from home beginning March 2020. While the public cloud allows us to quickly meet increases in customer demand, using public cloud infrastructure to manage traffic is significantly more expensive compared to using our data centers.

## Operating Expenses

### Sales and Marketing Expenses

	Year Ended July 31,		Change	
	2020	2019	\$	%
	(in thousands)			
Sales and marketing	\$ 277,981	\$ 169,913	\$ 108,068	64 %

Sales and marketing expenses increased by \$108.1 million, or 64%, for fiscal 2020, compared to fiscal 2019. The increase was primarily due to a 54% increase in headcount from July 31, 2019 to July 31, 2020, resulting in an increase of \$92.6 million in employee-related expenses, inclusive of an increase of \$43.4 million in stock-based compensation expense, and an increase of \$9.7 million in sales commissions expense. Additionally, our sales and marketing expenses increased by \$7.0 million primarily due to growth of certain major sales and marketing events held during fiscal 2020, including our Zenith Live events. The remainder of the increase was primarily attributable to increased expenses of \$2.2 million in costs related to in-person and virtual events and \$3.9 million for facility and IT services.

### Research and Development Expenses

	Year Ended July 31,		Change	
	2020	2019	\$	%
	(in thousands)			
Research and development	\$ 97,879	\$ 61,969	\$ 35,910	58 %

Research and development expenses increased by \$35.9 million, or 58%, for fiscal 2020, compared to fiscal 2019 as we continued to develop and enhance the functionality of our cloud platform. The increase was primarily driven by an increase of \$34.7 million in employee-related expenses, inclusive of an increase of \$15.1 million in stock-based compensation expense, driven by a 38% increase in headcount from July 31, 2019 to July 31, 2020 and by our shift from granting stock options to granting restricted stock units. The remainder of the increase was primarily attributable to increased expenses of \$4.4 million for facility, software and equipment related expenses to support our growth. Expense increases were partially offset by higher capitalized internal-use software development costs of \$5.6 million to support the enhancement and growth of our cloud platform.

### General and Administrative Expenses

	Year Ended July 31,		Change	
	2020	2019	\$	%
	(in thousands)			
General and administrative	\$ 73,632	\$ 46,598	\$ 27,034	58 %

General and administrative expenses increased by \$27.0 million, or 58%, for fiscal 2020, compared to fiscal 2019. The overall increase was primarily due to an increase of \$16.4 million in employee-related expenses, inclusive of a net increase of \$12.1 million in stock-based compensation expense, driven by a 29% increase in headcount from July 31, 2019 to July 31, 2020, and also by our shift from granting stock options to granting restricted stock units. Additionally, we recognized an increase of \$5.2 million in legal expenses, which is primarily attributable to a \$15.0 million litigation settlement payment to Broadcom in fiscal 2020, partially offset by lower legal fees in fiscal 2020. For further information on litigation settlements, refer to Note 11, Commitments and Contingencies, of the consolidated financial statements included elsewhere in this Annual Report on Form 10-K. The remainder of the increase was primarily attributable to \$1.9 million in professional services and \$1.2 million for insurance premiums.

### ***Interest Expense***

	Year Ended July 31,		Change	
	2020	2019	\$	%
	(in thousands)			
Interest expense	\$ (5,025)	\$ —	\$ (5,025)	100 %

Interest expense increased by \$5.0 million or 100% for fiscal 2020, compared to fiscal 2019. The increase is due to amortization of debt discount and contractual interest expense for our Notes issued in June 2020. For further information on the Notes, refer to Note 9, Convertible Senior Notes, of the consolidated financial statements included elsewhere in this Annual Report on Form 10-K.

### ***Interest Income***

	Year Ended July 31,		Change	
	2020	2019	\$	%
	(in thousands)			
Interest income	\$ 6,477	\$ 7,730	\$ (1,253)	(16)%

Interest income decreased by \$1.3 million, or 16%, for fiscal 2020, compared to fiscal 2019. The decrease was primarily driven by lower market interest rates earned on cash equivalents and short-term investments.

### ***Other Income (Expense), net***

	Year Ended July 31,		Change	
	2020	2019	\$	%
	(in thousands)			
Other income (expense), net	\$ (224)	\$ (329)	\$ 105	(32)%

Other income (expense), net increased by \$0.1 million, or 32%, for fiscal 2020, compared to fiscal 2019. The increase was primarily driven by fluctuations in foreign currency transaction gains and losses for fiscal 2020, compared to fiscal 2019.

### ***Provision for Income Taxes***

	Year Ended July 31,		Change	
	2020	2019	\$	%
	(in thousands)			
Provision for income taxes	\$ 2,388	\$ 743	\$ 1,645	221 %

Our provision for income taxes increased by \$1.6 million, or 221%, for fiscal 2020, compared to fiscal 2019, primarily related to income and withholding taxes in the foreign jurisdictions in which we operate. The overall income tax expense recorded for fiscal 2020 was driven by income taxes for the foreign countries in which we operate partially offset by the tax benefit associated with the acquisition of intangible assets from Cloudneeti Corporation ("Cloudneeti") and Edgewise Networks Inc. ("Edgewise") which reduced our deferred tax asset and the related valuation allowance. For further information, refer to Note 14, Income Taxes, of the consolidated financial statements included elsewhere in this Annual Report on Form 10-K. Our effective tax rate of (2.1)% and (2.7)% in fiscal 2020 and fiscal 2019, respectively, differs from the applicable U.S. statutory federal income tax rate due to our valuation allowance against our U.S. federal, state, and U.K. deferred tax assets as well as our foreign income being taxed at different rates than the U.S. statutory rate.

While we believe our valuation allowance is sufficient, we assess the need for an adjustment to the valuation allowance on a quarterly basis. The assessment is based on our estimates of future sources of taxable income for the jurisdictions in which we operate and the periods over which our deferred tax assets will be realizable. In the event we determine that we will be able to realize all or part of our net deferred tax assets in the future, the valuation allowance will be reversed in the period in which we make such determination. The release of a valuation allowance against deferred tax assets may cause greater volatility in the effective tax rate in the periods in which it is reversed.

## Quarterly Results of Operations and Other Data

The following sets forth selected unaudited quarterly consolidated statements of operations data for each of the eight quarters in the period ended July 31, 2021. The unaudited quarterly statements of operations data set forth below have been prepared on the same basis as our audited consolidated financial statements and, in the opinion of management, reflect all adjustments, consisting only of normal recurring adjustments, that are necessary for the fair statement of such data. The following quarterly financial data should be read in conjunction with the consolidated financial statements and the related notes included elsewhere in this Annual Report on Form 10-K. Our historical results are not necessarily indicative of the results that may be expected in the future, and the results for any quarter are not necessarily indicative of results to be expected for a full year or any other period.

### Consolidated Statements of Operations

	Three Months Ended							
	Oct. 31 2019	Jan. 31 2020	Apr. 30 2020	Jul. 31 2020	Oct. 31 2020	Jan. 31 2021	Apr. 30 2021	Jul. 31 2021
	(in thousands)							
Revenue	\$ 93,590	\$ 101,268	\$ 110,524	\$ 125,887	\$ 142,578	\$ 157,044	\$ 176,404	\$ 197,074
Cost of revenue <sup>(1)(2)</sup>	19,558	20,238	24,579	31,358	31,727	34,135	38,977	45,478
Gross profit	74,032	81,030	85,945	94,529	110,851	122,909	137,427	151,596
Operating expenses:								
Sales and marketing <sup>(1)(2)</sup>	59,411	61,621	67,727	89,222	96,889	110,403	115,730	136,385
Research and development <sup>(1)(2)</sup>	20,271	20,706	24,117	32,785	35,770	41,751	40,952	56,180
General and administrative <sup>(1)(3)(4)</sup>	12,625	28,983	14,615	17,409	20,859	24,653	24,595	26,428
Total operating expenses	92,307	111,310	106,459	139,416	153,518	176,807	181,277	218,993
Loss from operations	(18,275)	(30,280)	(20,514)	(44,887)	(42,667)	(53,898)	(43,850)	(67,397)
Interest income	2,022	1,855	1,528	1,072	940	755	593	524
Interest expense <sup>(5)</sup>	—	—	—	(5,025)	(13,049)	(13,245)	(13,436)	(13,634)
Other income (expense), net	(29)	(13)	70	(252)	268	518	71	329
Loss before income taxes	(16,282)	(28,438)	(18,916)	(49,092)	(54,508)	(65,870)	(56,622)	(80,178)
Provision for income taxes <sup>(6)</sup>	794	716	421	457	498	1,671	1,837	845
Net loss	\$ (17,076)	\$ (29,154)	\$ (19,337)	\$ (49,549)	\$ (55,006)	\$ (67,541)	\$ (58,459)	\$ (81,023)
Net loss per share, basic and diluted	\$ (0.13)	\$ (0.23)	\$ (0.15)	\$ (0.38)	\$ (0.41)	\$ (0.50)	\$ (0.43)	\$ (0.59)

<sup>(1)</sup> Includes stock-based compensation expense and related payroll taxes as follows:

Cost of revenue	\$ 1,414	\$ 1,648	\$ 1,672	\$ 3,117	\$ 3,266	\$ 3,308	\$ 3,665	\$ 5,033
Sales and marketing	10,586	13,033	15,795	32,054	32,654	33,864	34,798	42,957
Research and development	5,054	6,280	7,145	13,458	14,900	17,747	15,033	25,558
General and administrative	2,167	4,392	4,470	7,351	9,509	12,194	11,681	12,395
Total	\$ 19,221	\$ 25,353	\$ 29,082	\$ 55,980	\$ 60,329	\$ 67,113	\$ 65,177	\$ 85,943

(2) Includes amortization expense of acquired intangible assets as follows:

	Three Months Ended							
	Oct. 31	Jan. 31	Apr. 30	Jul. 31	Oct. 31	Jan. 31	Apr. 30	Jul. 31
	2019	2020	2020	2020	2020	2021	2021	2021
	(in thousands)							
Cost of revenue	\$ 205	\$ 205	\$ 348	\$ 1,272	\$ 1,504	\$ 1,503	\$ 1,503	\$ 1,958
Sales and marketing	8	8	8	50	73	73	73	108
Research and development	566	429	285	—	—	—	—	—
Total	\$ 779	\$ 642	\$ 641	\$ 1,322	\$ 1,577	\$ 1,576	\$ 1,576	\$ 2,066

(3) Includes asset impairment related to facility exit as follows :	\$ —	\$ 316	\$ 430	\$ —	\$ 416	\$ —	\$ —	\$ —
---	------	--------	--------	------	--------	------	------	------

(4) Includes litigation-related expenses as follows:	\$ 2,007	\$ 16,334	\$ 12	\$ 3	\$ —	\$ —	\$ —	\$ —
--	----------	-----------	-------	------	------	------	------	------

(5) Includes amortization of debt discount and issuance costs as follows:	\$ —	\$ —	\$ —	\$ 4,885	\$ 12,690	\$ 12,882	\$ 13,077	\$ 13,274
---	------	------	------	----------	-----------	-----------	-----------	-----------

(6) In the fiscal quarter ended April 30, 2020 and July 31, 2020, we recorded a tax benefit of \$0.5 million and \$0.6 million, respectively, associated with intangible assets recognized as a result of our acquisitions of Cloudneeti and Edgewise, respectively. For further information, refer to Note 6, Business Combinations, of the consolidated financial statements included elsewhere in this Annual Report on Form 10-K.

### Consolidated Statements of Operations as a Percentage of Revenue

	Three Months Ended							
	Oct. 31	Jan. 31	Apr. 30	Jul. 31	Oct. 31	Jan. 31	Apr. 30	Jul. 31
	2019	2020	2020	2020	2020	2021	2021	2021
Revenue	100 %	100 %	100 %	100 %	100 %	100 %	100 %	100 %
Cost of revenue	21	20	22	25	22	22	22	23
Gross profit	79	80	78	75	78	78	78	77
Operating expenses:								
Sales and marketing	63	61	62	71	68	70	66	69
Research and development	22	20	22	26	25	26	23	29
General and administrative	14	29	13	14	15	16	14	13
Total operating expenses	99	110	97	111	108	112	103	111
Loss from operations	(20)	(30)	(19)	(36)	(30)	(34)	(25)	(34)
Interest income	3	2	1	1	1	—	—	—
Interest expense	—	—	—	(4)	(9)	(8)	(7)	(7)
Other income (expense), net	—	—	1	—	—	—	—	—
Loss before income taxes	(17)	(28)	(17)	(39)	(38)	(42)	(32)	(41)
Provision for income taxes	1	1	—	—	1	1	1	—
Net loss	(18)%	(29)%	(17)%	(39)%	(39)%	(43)%	(33)%	(41)%



## ***Quarterly Trends***

The sequential increase in the net loss for the fiscal quarter ended January 31, 2020 was primarily due to a \$15.0 million payment to Broadcom in January 2020 in connection with the legal settlement of the Symantec Cases. For further information refer to Note 11, Commitments and Contingencies, of the consolidated financial statements included elsewhere in this Annual Report Form 10-K.

The sequential increase in the net loss for the fiscal quarter ended July 31, 2020 was primarily due to an increase in stock-based compensation expense as a result of attainment of performance related equity awards and higher overall compensation expense as a result of an increase in headcount, primarily in sales and marketing and research and development organizations.

## **Liquidity and Capital Resources**

As of July 31, 2021, our principal sources of liquidity were cash, cash equivalents and short-term investments totaling \$1,502.6 million, which were held for working capital and general corporate purposes. Our cash equivalents and investments consist of highly liquid investments in money market funds, U.S. treasury securities, U.S. government agency securities and corporate debt securities.

In June 2020, we completed the private offering of our Notes with an aggregate principal amount of \$1,150.0 million. The total net proceeds from the offering, after deducting initial purchase discount and issuance costs, was \$1,130.5 million. In connection with the Notes, we entered into capped call transactions which are expected to reduce the potential dilution of our common stock upon any conversion of the Notes and/or offset any cash payments we could be required to make in excess of the principal amount of converted Notes. We used an aggregate amount of \$145.2 million of the net proceeds of the Notes to purchase the capped calls.

We have generated significant losses from operations, as reflected in our accumulated deficit of \$601.6 million as of July 31, 2021. We expect to continue to incur operating losses and have in the past and may in the future generate negative cash flows due to expected investments to grow our business, including potential business acquisitions and other strategic transactions.

We believe that our existing cash, cash equivalents and short-term investments will be sufficient to fund our operating and capital needs for at least the next 12 months from the issuance of our financial statements. Our foreseeable cash needs, in addition to our recurring operating costs, include our expected capital expenditures to support expansion of our infrastructure and workforce, lease obligations, purchase commitments, potential business acquisitions and other strategic transactions. Our assessment of the period of time through which our financial resources will be adequate to support our operations is a forward-looking statement and involves risks and uncertainties. Our actual results could vary as a result of, and our future capital requirements, both near-term and long-term, will depend on, many factors, including our growth rate, the timing and extent of spending to support our research and development efforts, the expansion of sales and marketing and international operating activities, the timing of new introductions of solutions or features, and the continuing market acceptance of our services, and the impact of COVID-19 pandemic to our and our customers', vendors' and partners' businesses. We have and may in the future enter into arrangements to acquire or invest in complementary businesses, services and technologies, including intellectual property rights. We have based this estimate on assumptions that may prove to be wrong, and we could use our available capital resources sooner than we currently expect. Additionally, some of the factors that may influence our operations are not within our control, such as general economic conditions and the length and severity of the COVID-19 pandemic. We may be required to seek additional equity or debt financing. In the event that additional financing is required from outside sources, we may not be able to raise it on terms acceptable to us or at all. If we are unable to raise additional capital when desired, or if we cannot expand our operations or otherwise capitalize on our business opportunities because we lack sufficient capital, our business, operating results and financial condition would be adversely affected.

We typically invoice our customers annually in advance, and to a lesser extent quarterly in advance, monthly in advance or multi-year in advance. Therefore, a substantial source of our cash is from such prepayments, which are included on the consolidated balance sheets as a contract liability. Deferred revenue consists of the unearned portion of billed fees for our subscriptions, which is subsequently recognized as revenue in accordance with our revenue recognition policy. As of July 31, 2021, we had deferred revenue of \$630.6 million, of which \$571.3 million was recorded as a current liability and is expected to be recorded as revenue in the next 12 months, provided all other revenue recognition criteria have been met. Subscriptions that are invoiced annually in advance or multi-year in advance contribute significantly to our short-term and long-term deferred revenue in comparison to our invoices issued quarterly in advance or monthly in advance. Accordingly, we cannot predict the mix of invoicing schedules in any given period.

The following table summarizes our cash flows for the periods presented:

	Year Ended July 31,		
	2021	2020	2019
	(in thousands)		
Net cash provided by operating activities	\$ 202,040	\$ 79,317	\$ 58,027
Net cash used in investing activities	\$ (109,668)	\$ (1,038,162)	\$ (162,074)
Net cash provided by financing activities	\$ 41,675	\$ 1,022,212	\$ 46,384

### *Operating Activities*

Net cash provided by operating activities during fiscal 2021 was \$202.0 million, which resulted from a net loss of \$262.0 million, adjusted for non-cash charges of \$418.5 million and net cash inflows of \$45.6 million from changes in operating assets and liabilities. Non-cash charges primarily consisted of \$258.5 million for stock-based compensation expense, \$51.9 million for amortization of debt discount and issuance costs, \$40.6 million for amortization of deferred contract acquisition costs, \$29.7 million for depreciation and amortization expense, \$21.0 million for non-cash operating lease costs, \$11.7 million for amortization (accretion) of investments purchased at a premium (discount), \$6.8 million for amortization expense of acquired intangible assets, partially offset by deferred income taxes of \$2.4 million.

Net cash inflows from changes in operating assets and liabilities were primarily the result of an increase of \$262.4 million in deferred revenue from advance invoicing in accordance with our subscription contracts, an increase of \$43.9 million in accrued compensation, an increase of \$7.5 million in accounts payable and an increase of \$6.5 million in accrued expenses, other current and noncurrent liabilities. Net cash inflows were partially offset by cash outflows resulting from an increase of \$137.7 million in deferred contract acquisition costs, as our sales commission payments increased due to the addition of new customers and expansion of our existing customer subscriptions, an increase of \$111.6 million in accounts receivable primarily due to timing of billings and collections, a decrease of \$22.1 million in operating lease liabilities primarily due to lease payments, net of tenant incentives received and an increase of \$3.4 million in prepaid expenses, other current and noncurrent assets.

Net cash provided by operating activities during fiscal 2020 was \$79.3 million, which resulted from a net loss of \$115.1 million, adjusted for non-cash charges of \$185.8 million and net cash inflows of \$8.6 million from changes in operating assets and liabilities. Non-cash charges primarily consisted of \$121.4 million for stock-based compensation expense, \$24.9 million for amortization of deferred contract acquisition costs, \$17.7 million for depreciation and amortization expense, \$13.6 million for non-cash operating lease costs, \$4.9 million for amortization of debt discount and issuance costs, \$3.4 million for amortization expense of acquired intangible assets, partially offset by deferred income taxes of \$1.2 million.

Net cash inflows from changes in operating assets and liabilities were primarily the result of an increase of \$118.0 million in deferred revenue from advance invoicing in accordance with our subscription contracts, an increase of \$27.9

million in accrued compensation, an increase of \$2.3 million in accrued expenses, other current and noncurrent liabilities and an increase of \$0.9 million in accounts payable. Net cash inflows were partially offset by cash outflows resulting from an increase of \$65.1 million in deferred contract acquisition costs, as our sales commission payments increased due to the addition of new customers and expansion of our existing customer subscriptions, an increase of \$54.2 million in accounts receivable primarily due to timing of billings and collections, an increase of \$13.6 million in prepaid expenses, other current and noncurrent assets and a decrease of \$7.6 million in operating lease liabilities primarily due to lease payments, net of tenant incentives received.

Net cash provided by operating activities during fiscal 2019 was \$58.0 million, which resulted from a net loss of \$28.7 million, adjusted for non-cash charges of \$73.1 million and net cash inflows of \$13.6 million from changes in operating assets and liabilities. Non-cash charges primarily consisted of \$46.4 million for stock-based compensation expense, \$18.7 million for amortization of deferred contract acquisition costs, \$10.4 million for depreciation and amortization expense and \$0.9 million for amortization expense of acquired intangible assets, partially offset by accretion of purchased discounts, net of amortization of investment premiums of \$2.2 million and deferred income taxes of \$1.4 million.

Net cash inflows from changes in operating assets and liabilities were primarily the result of an increase of \$87.2 million in deferred revenue from advance invoicing in accordance with our subscription contracts and an increase of \$0.5 million in accounts payable. Net cash inflows were partially offset by cash outflows resulting from an increase of \$32.5 million in deferred contract acquisition costs, as our sales commission payments increased due to the addition of new customers and expansion of our existing customer subscriptions, an increase of \$31.7 million in accounts receivable primarily due to customer growth, an increase of \$7.6 million in prepaid expenses, other current and noncurrent assets, a decrease of \$1.8 million in accrued compensation.

### ***Investing Activities***

Net cash used in investing activities during fiscal 2021 of \$109.7 million was primarily attributable to the purchases of short-term investments of \$815.5 million, capital expenditures of \$58.3 million to support the growth of our cloud platform, \$40.5 million for payments for business acquisitions, net of cash acquired, in connection with our acquisition of Trustdome and Smokescreen and \$3.1 million for strategic investments. These activities were partially offset by proceeds from the maturities and sales of short-term investments of \$807.7 million.

Net cash used in investing activities during fiscal 2020 of \$1,038.2 million was primarily attributable to the purchases of short-term investments of \$1,255.6 million, capital expenditures of \$51.8 million to support the growth of our cloud platform, \$39.6 million for payments for business acquisitions, net of cash acquired, in connection with our acquisition of Cloudneeti and Edgewise and \$2.0 million for strategic investments. These activities were partially offset by proceeds from the maturities and sales of short-term investments of \$310.9 million.

Net cash used in investing activities during fiscal 2019 of \$162.1 million was primarily attributable to the purchases of short-term investments of \$335.2 million, capital expenditures to support the growth of our cloud platform and increased headcount, including increased office space needs of \$28.7 million, payments for business acquisitions, net of cash acquired, of \$11.4 million and payments for acquired intangible assets of \$1.5 million. These transactions were partially offset by proceeds from the maturities of short-term investments of \$214.7 million.

## Financing Activities

Net cash provided by financing activities of \$41.7 million during fiscal 2021 was attributable to \$25.7 million in proceeds from issuance of common stock under the employee stock purchase plan and \$18.2 million in proceeds from the exercise of stock options. These transactions were partially offset by a payment of deferred merger consideration related to a business acquisition for \$2.3 million.

Net cash provided by financing activities of \$1,022.2 million during fiscal 2020 was attributable to \$1,130.5 million in proceeds from the issuance of our Notes, net of debt discount and issuance costs, \$21.6 million in proceeds from the exercise of stock options and \$15.3 million in proceeds from issuance of common stock under the employee stock purchase plan. These transactions were partially offset by purchases of capped calls for \$145.2 million related to issuance of the Notes.

Net cash provided by financing activities of \$46.4 million during fiscal 2019 was attributable to \$29.9 million in proceeds from the exercise of stock options, driven mainly by the end of our initial public offering lock-up period in September 2018, \$16.4 million in proceeds from issuance of common stock under the employee stock purchase plan and \$1.9 million in proceeds from repayments of notes receivable for early exercised stock options. Proceeds were partially offset by \$1.8 million in payments for offering costs related to our IPO.

## Contractual Obligations and Commitments

The following table summarizes our contractual obligations as July 31, 2021:

	Payments Due by Period				
	Total	Less Than 1 Year	1 to 3 Years	3 to 5 Years	More Than 5 Years
	(in thousands)				
Real estate arrangements	\$ 37,746	\$ 7,501	\$ 14,142	\$ 14,703	\$ 1,400
Co-location and bandwidth arrangements	40,440	24,557	15,860	23	—
Convertible senior notes <sup>(1)</sup>	1,155,515	1,318	2,875	1,151,322	—
Non-cancelable purchase arrangements	58,317	43,191	15,126	—	—
Other current liabilities <sup>(2)</sup>	250	250	—	—	—
Total	<u>\$ 1,292,268</u>	<u>\$ 76,817</u>	<u>\$ 48,003</u>	<u>\$ 1,166,048</u>	<u>\$ 1,400</u>

<sup>(1)</sup> Includes the principal and future interest payments related to our Notes. For additional information refer to Note 9, Convertible Senior Notes, of the consolidated financial statements included elsewhere in this Annual Report on Form 10-K.

<sup>(2)</sup> Includes holdback amounts associated with business acquisitions, which are payable upon the lapse of the contractual indemnification period.

The contractual commitment amounts in the table above are associated with agreements that are enforceable and legally binding. Obligations under contracts, including purchase orders, that can be cancelled without a significant penalty are not included in the table above.

## **Off-Balance Sheet Arrangements**

As of July 31, 2021, we did not have any relationships with unconsolidated organizations or financial partnerships, such as structured finance or special purpose entities, which would have been established for the purpose of facilitating off-balance sheet arrangements or other contractually narrow or limited purposes.

As of July 31, 2021, we had outstanding irrevocable standby unsecured letters of credits for an aggregate value of \$3.0 million with a bank, which serve as security under certain real estate leases included in Note 10, Operating Leases to the consolidated financial statements included elsewhere in this Annual Report on Form 10-K.

## **Critical Accounting Policies and Estimates**

Our financial statements are prepared in accordance with U.S. GAAP. The preparation of these financial statements requires us to make estimates and assumptions that affect the reported amounts of assets, liabilities, revenue and expenses, as well as related disclosures. We evaluate our estimates and assumptions on an ongoing basis. Our estimates are based on historical experience and various other assumptions that we believe to be reasonable under the circumstances. Our actual results could differ from these estimates.

The critical accounting policies, estimates, assumptions and judgments that we believe have the most significant impact on the consolidated financial statements are described below.

### ***Revenue Recognition***

In accordance with Accounting Standards Codification ("ASC") Topic 606, Revenue From Contracts With Customers ("ASC 606"), revenue is recognized when a customer obtains control of promised services. The amount of revenue recognized reflects the consideration that we expect to be entitled to receive in exchange for these services. To achieve the core principle of this standard, we apply the following five steps:

#### *1) Identify the contract with a customer*

We consider the terms and conditions of the contracts and our customary business practices in identifying our contracts under ASC 606. We determine we have a contract with a customer when the contract is approved, we can identify each party's rights regarding the services to be transferred, we can identify the payment terms for the services, we have determined the customer to have the ability and intent to pay, and the contract has commercial substance. We apply judgment in determining the customer's ability and intent to pay, which is based on a variety of factors, including the customer's historical payment experience or, in the case of a new customer, credit and financial information pertaining to the customer.

#### *2) Identify the performance obligations in the contract*

Performance obligations promised in a contract are identified based on the services that will be transferred to the customer that are both capable of being distinct, whereby the customer can benefit from the service either on its own or together with other resources that are readily available from third parties or from us, and are distinct in the context of the contract, whereby the transfer of the services is separately identifiable from other promises in the contract. Our performance obligations consist of (i) our subscription and support services and (ii) professional and other services.

### *3) Determine the transaction price*

The transaction price is determined based on the consideration to which we expect to be entitled in exchange for transferring services to the customer. Variable consideration is included in the transaction price if, in our judgment, it is probable that a significant future reversal of cumulative revenue under the contract will not occur. None of our contracts contain a significant financing component.

### *4) Allocate the transaction price to performance obligations in the contract*

If the contract contains a single performance obligation, the entire transaction price is allocated to the single performance obligation. Contracts that contain multiple performance obligations require an allocation of the transaction price to each performance obligation based on a relative standalone selling price, or SSP.

### *5) Recognize revenue when or as we satisfy a performance obligation*

Revenue is recognized at the time the related performance obligation is satisfied by transferring the promised service to a customer. Revenue is recognized when control of the services is transferred to our customers, in an amount that reflects the consideration that we expect to receive in exchange for those services. We generate all our revenue from contracts with customers and apply judgment in identifying and evaluating any terms and conditions in contracts which may impact revenue recognition.

### *Subscription and Support Revenue*

We generate revenue primarily from sales of subscriptions to access our cloud platform, together with related support services to our customers. Arrangements with customers do not provide the customer with the right to take possession of our software operating our cloud platform at any time. Instead, customers are granted continuous access to our cloud platform over the contractual period. A time-elapsing output method is used to measure progress because we transfer control evenly over the contractual period. Accordingly, the fixed consideration related to subscription and support revenue is generally recognized on a straight-line basis over the contract term beginning on the date that our service is made available to the customer.

The typical subscription and support term is one to three years. Most of our contracts are non-cancelable over the contractual term. Customers typically have the right to terminate their contracts for cause if we fail to perform in accordance with the contractual terms. Some of our customers have the option to purchase additional subscription and support services at a stated price. These options generally do not provide a material right as they are priced at our SSP.

### *Professional and Other Services Revenue*

Professional and other services revenue consists of fees associated with providing deployment advisory services that educate and assist our customers on the best use of our solutions, as well as advise customers on best practices as they deploy our solution. These services are distinct from subscription and support services. Professional services do not result in significant customization of the subscription service. Revenue from professional services provided on a time and materials basis is recognized as the services are performed. Total professional and other services revenue has historically been insignificant.

### *Contracts with Multiple Performance Obligations*

Most of our contracts with customers contain multiple promised services consisting of (i) our subscription and support services and (ii) professional and other services that are distinct and accounted for separately. The transaction price is allocated to the separate performance obligations on a relative SSP basis. We determine SSP based on our overall pricing

objectives, taking into consideration the type of subscription and support services and professional and other services, the geographical region of the customer and the number of users.

#### *Variable Consideration*

Revenue from sales is recorded at the net sales price, which is the transaction price, and includes estimates of variable consideration. The amount of variable consideration that is included in the transaction price is constrained, and is included in the net sales price only to the extent that it is probable that a significant reversal in the amount of the cumulative revenue will not occur when the uncertainty is resolved.

If our services do not meet certain service level commitments, our customers are entitled to receive service credits, and in certain cases, refunds, each representing a form of variable consideration. We have not historically experienced any significant incidents affecting the defined levels of reliability and performance as required by our subscription contracts. Accordingly, any estimated refunds related to these agreements in the consolidated financial statements were not material during the periods presented.

We provide rebates and other credits within our contracts with certain customers which are estimated based on the most likely amounts expected to be earned or claimed on the related sales transaction. Overall, the transaction price is reduced to reflect our estimate of the amount of consideration to which we are entitled based on the terms of the contract. Estimated rebates and other credits were not material during the periods presented.

#### *Contract Balances*

Contract liabilities consist of deferred revenue and include payments received in advance of performance under the contract. Such amounts are recognized as revenue over the contractual period.

We receive payments from customers based upon contractual billing schedules; accounts receivable are recorded when the right to consideration becomes unconditional. Payment terms on invoiced amounts are typically 30 days. Contract assets include amounts related to our contractual right to consideration for both completed and partially completed performance obligations that may not have been invoiced and such amounts have been insignificant to date.

#### *Costs to Obtain and Fulfill a Contract*

We capitalize sales commissions and associated payroll taxes paid to internal sales personnel that are incremental to the acquisition of channel partner and direct customer contracts. These costs are recorded as deferred contract acquisition costs on the consolidated balance sheets. We determine whether costs should be deferred based on our sales compensation plans, if the commissions are in fact incremental and would not have occurred absent the customer contract.

Sales commissions for renewal of a contract are not considered commensurate with the commissions paid for the acquisition of the initial contract given the substantive difference in commission rates in proportion to their respective contract values. Commissions paid upon the initial acquisition of a contract are amortized over an estimated period of benefit of five years while commissions paid for renewal contracts are amortized over the contractual term of the renewals. Amortization is recognized on a straight-line basis commensurate with the pattern of revenue recognition. We determine the period of benefit for commissions paid for the acquisition of the initial contract by taking into consideration the expected subscription term and expected renewals of our customer contracts, the duration of our relationships with customers, customer retention data, our technology development life cycle and other factors. Management exercises judgment to determine the period of benefit to amortize contract acquisition costs by considering factors such as expected renewals of customer contracts, duration of customer relationships and our technology development life cycle. Although we believe that the historical assumptions and estimates we have made are reasonable and appropriate, different assumptions and estimates could materially impact our reported financial results. Amortization of deferred contract acquisition costs is included in sales

and marketing expense in the consolidated statements of operations. We periodically review these deferred costs to determine whether events or changes in circumstances have occurred that could impact the period of benefit of these deferred contract acquisition costs.

### ***Business Combinations***

We account for our business combinations using the acquisition method of accounting, which requires, among other things, allocation of the fair value of purchase consideration to the tangible and intangible assets acquired and liabilities assumed at their estimated fair values on the acquisition date. The excess of the fair value of purchase consideration over the values of these identifiable assets and liabilities is recorded as goodwill. When determining the fair value of assets acquired and liabilities assumed, we make estimates and assumptions, especially with respect to intangible assets. Our estimates of fair value are based upon assumptions believed to be reasonable, but which are inherently uncertain and unpredictable and, as a result, actual results may differ from estimates. During the measurement period, not to exceed one year from the date of acquisition, we may record adjustments to the assets acquired and liabilities assumed, with a corresponding offset to goodwill if new information is obtained related to facts and circumstances that existed as of the acquisition date. After the measurement period, any subsequent adjustments are reflected in the consolidated statements of operations. Acquisition costs, such as legal and consulting fees, are expensed as incurred.

### ***Derivative Instruments***

We enter into foreign currency forward contracts, a portion of which we designate as cash flow hedges, in order to manage the volatility of cash flows that relate to our cost of revenues and operating expenses denominated in foreign currencies.

Gains or losses related to our cash flow hedges are recorded as a component of accumulated other comprehensive income (loss) ("AOCI") on the consolidated statements of stockholders' equity until the forecasted transaction occurs in earnings. When the forecasted transaction occurs, the related gains and losses are reclassified into earnings within the financial statement line item associated with the underlying hedged transaction. If the underlying hedged transaction does not occur, or it becomes probable that the hedged transaction will not occur, the cumulative unrealized gain or loss is reclassified immediately from AOCI into earnings within the financial statement line item associated with the underlying hedged transaction. We measure hedge effectiveness using regression analysis at hedge inception and periodically thereafter. We include time value in our effectiveness assessment.

We recognize changes in the fair value of non-designated derivative instruments within other income (expense), net in the consolidated statements of operations in the same period that the fair value measurement occurs.

All of our derivative instruments are measured at fair value and reported on a gross basis on the consolidated balance sheets. Derivative instruments are classified in the consolidated statements of cash flows as cash from operating activities, which reflect the classification of the underlying hedged transactions.

### ***Operating Leases***

We enter into operating lease arrangements for real estate assets related to office space and co-location assets related to space and racks at data center facilities. We determine if an arrangement contains a lease at its inception by assessing whether there is an identified asset and whether the arrangement conveys the right to control the use of the identified asset in exchange for consideration. Operating leases related balances are included in "operating lease right-of-use assets," "operating lease liabilities," and "operating lease liabilities, noncurrent" in the consolidated balance sheets. Right-of-use assets represent our right to use an underlying asset for the lease term and lease liabilities represent our obligation to make payments arising from the lease. Operating lease right-of-use assets and lease liabilities are recognized at the lease commencement date based



on the present value of lease payments over the lease term. Lease payments consist of the fixed payments under the arrangement. The operating lease liabilities are adjusted for any unpaid lease incentives, such as tenant improvement allowances. Variable costs, such as maintenance and utilities based on actual usage, are not included in the measurement of right-to-use assets and lease liabilities but are expensed when the event determining the amount of variable consideration to be paid occurs. As the implicit rate of our leases is not determinable, we use an incremental borrowing rate ("IBR") based on the information available at the lease commencement date in determining the present value of lease payments. The lease expense is recognized on a straight-line basis over the lease term.

We generally use the base, non-cancelable lease term when recognizing the right-of-use assets and lease liabilities, unless it is reasonably certain that a renewal or termination option will be exercised. We account for lease components and non-lease components as a single lease component.

Leases with a term of twelve months or less are not recognized on the consolidated balance sheets. We recognize lease expense for these leases on a straight-line basis over the term of the lease.

### ***Stock-Based Compensation***

Compensation expense related to stock-based awards granted to employees and non-employees is calculated based on the fair value of stock-based awards on the date of grant. We recognize stock-based compensation expense over an award's requisite service period based on the award's fair value.

Stock-based compensation for common stock options is recognized based on the fair value of the awards granted, determined using the Black-Scholes option pricing model. Stock-based compensation expense is recognized on a straight-line basis over the requisite service period, generally four years.

Stock-based compensation for purchase rights granted under the employee stock purchase plan is based on the Black-Scholes option pricing model fair value of the number of awards estimated as of the beginning of the offering period. Stock-based compensation expense is recognized following the straight-line attribution method over the offering period.

Stock-based compensation for restricted stock units is measured based on the market closing price of our common stock on the grant date. Stock-based compensation expense is recognized on a straight-line basis over the requisite service period, generally four years.

Stock-based compensation for performance stock awards ("PSAs") which have the same grant date and service inception date, is based on the probable number of shares to be attained and the market closing price of our common stock at the grant date. For PSAs where the service inception date of the awards precedes the grant date, stock-based compensation expense is recognized based on the number of PSAs for which it is probable that the performance condition will be met, using the accelerated attribution method and the market closing price of our common stock at each reporting date up to the grant date. The number of these PSAs for which it is probable that the performance condition will be met is determined using management's best estimate at the end of each reporting period. At the completion of the performance period for these PSAs, any earned PSAs are granted upon approval of the compensation committee of our board of directors.

### ***Convertible Senior Notes***

In accounting for the issuance of our Notes, we separated the Notes into liability and equity components. The carrying amounts of the liability component was calculated by measuring the fair value of similar liabilities that do not have associated convertible features. The carrying amount of the equity component representing the conversion option was determined by deducting the fair value of the liability component from the par value of the Notes as a whole. This difference represents the debt discount that is amortized to interest expense over the respective terms of the Notes using the effective interest rate method. The equity component was recorded in additional paid-in capital and is not remeasured as long as it continues to meet the conditions for equity classification.

In accounting for the related debt issuance costs, we allocated the total amount incurred to the liability and equity components of the Notes based on their relative values. Issuance costs attributable to the liability component are being amortized to interest expense over the contractual term of the Notes. The issuance costs attributable to the equity component were netted against the equity component representing the conversion option in additional paid-in capital.

To the extent that we receive the Notes conversion requests prior to the maturity of the Notes, a portion of the equity component is classified as temporary equity, which is measured as the difference between the principal and net carrying amount of the Notes requested for conversion. Upon settlement of the conversion requests, the difference between the fair value and the amortized book value of the liability component of the Notes requested for conversion is recorded as a gain or loss on early note conversion. The fair value of the Notes is measured based on a similar liability that does not have an associated convertible feature based on the remaining term of the Notes.

### ***Income Taxes***

We are subject to federal, state and local taxes in the United States as well as in other tax jurisdictions or countries in which we conduct business. Earnings generated by our non-U.S. activities are related to applicable transfer pricing requirements under local country income tax laws. We account for uncertain tax positions based on those positions taken or expected to be taken in a tax return. We determine if the amount of available support indicates that it is more likely than not that the tax position will be sustained on audit, including resolution of any related appeals or litigation processes. We then measure the tax benefit as the largest amount that is more than 50% likely to be realized upon settlement.

We have a full valuation allowance for our net deferred tax assets generated from our U.S. and U.K. operations. We will continue to assess the need for such valuation allowance on our deferred tax assets by evaluating both positive and negative evidence that may exist. Any adjustment to the deferred tax asset valuation allowance would be recorded in the periods in which the adjustment is determined to be required.

### **Recently Issued Accounting Pronouncements**

Refer to Note 1, Business and Summary of Significant Accounting Policies, to the consolidated financial statements included elsewhere in this Annual Report on Form 10-K for more information regarding recently issued accounting pronouncements.

### **Item 7A. Quantitative and Qualitative Disclosures about Market Risk**

We have operations in the United States and internationally, and we are exposed to market risk in the ordinary course of our business.

#### ***Interest Rate Risk***

As of July 31, 2021, we had cash, cash equivalents and short-term investments totaling \$1,502.6 million, which were held for working capital purposes. Our cash equivalents and investments consist of highly liquid investments in money market funds, U.S. treasury securities, U.S. government agency securities and corporate debt securities. The primary objectives of our investment activities are the preservation of capital, the fulfillment of liquidity needs and the fiduciary control of cash and investments. We do not enter into investments for trading or speculative purposes. The carrying amount of our cash equivalents reasonably approximates fair value, due to the short maturities of these instruments. Our investments are exposed to market risk due to a fluctuation in interest rates, which may affect our interest income and the fair market value of our investments. As of July 31, 2021, the effect of a hypothetical 100 basis point change in interest rates would have changed the fair value of our investments in available-for-sale securities by \$6.2 million. Fluctuations in the fair value of our

investments in available-for-sale securities caused by a change in interest rates (gains or losses on the carrying amount) are recorded in other comprehensive income (loss), and are realized only if we sell the underlying securities prior to maturity.

### ***Convertible Senior Notes***

In June 2020, we issued our Notes with an aggregate principal amount of \$1,150.0 million. In connection with the issuance of the Notes, we entered into privately negotiated capped call transactions with certain counterparties (the "Capped Calls"). The Capped Calls are expected generally to offset the potential dilution to our common stock as a result of any conversion of the Notes.

The Notes have a fixed annual interest rate of 0.125%, accordingly, we do not have economic interest rate exposure on the Notes. However, the fair value of the Notes is exposed to interest rate risk. Generally, the fair value of the Notes will increase as interest rates fall and decrease as interest rates rise. We carry the Notes at face value less unamortized discount and issuance costs on our balance sheet, and we present the fair value for required disclosure purposes only. In addition, the fair value of the Notes also fluctuates when the market price of our common stock fluctuates. The fair value was determined based on the quoted bid price of the Notes in an over-the-counter market on the last trading day of the reporting period. For further information refer to Note 9, Convertible Senior Notes, to the consolidated financial statements included elsewhere in this Annual Report on Form 10-K.

### ***Foreign Currency Risk***

The vast majority of our sales contracts are denominated in U.S. dollars, with a small number of contracts denominated in foreign currencies. A portion of our operating expenses are incurred outside the United States, denominated in foreign currencies and subject to fluctuations due to changes in foreign currency exchange rates, particularly changes in the British Pound, Indian Rupee, Euro, Canadian dollar and Australian dollar. Additionally, fluctuations in foreign currency exchange rates may cause us to recognize transaction gains and losses in the consolidated statements of operations. The effect of a hypothetical 10% change in foreign currency exchange rates applicable to our business would not have a material impact on the consolidated financial statements for fiscal 2021, fiscal 2020 and fiscal 2019.

During the fiscal 2021, we implemented a foreign currency risk management program and entered into foreign currency forward contracts to hedge a portion of our forecasted foreign currency-denominated expenses. These foreign currency derivative contracts have a maturity up to 18 months or less and are designated as cash flow hedges to protect our earnings subjected to foreign currency risk.

## Item 8. Financial Statements and Supplementary Data

### Index to Consolidated Financial Statements

	<u>Page</u>
Report of Independent Registered Public Accounting Firm	91
Consolidated Financial Statements:	
Consolidated Balance Sheets as of July 31, 2021 and 2020	94
Consolidated Statements of Operations for the years ended July 31, 2021, 2020 and 2019	95
Consolidated Statements of Comprehensive Loss for the years ended July 31, 2021, 2020 and 2019	96
Consolidated Statements of Stockholders' Equity for the years ended July 31, 2021, 2020 and 2019	97
Consolidated Statements of Cash Flows for the years ended July 31, 2021, 2020 and 2019	98
Notes to Consolidated Financial Statements	100
The supplementary financial information required by this Item 8, is included in Part II, Item 7, Management's Discussion and Analysis of Financial Condition and Results of Operations, under the caption "Quarterly Results of Operations and Other Data," which is incorporated herein by reference.	77

## REPORT OF INDEPENDENT REGISTERED PUBLIC ACCOUNTING FIRM

To the Board of Directors and Stockholders of Zscaler, Inc.

### ***Opinions on the Financial Statements and Internal Control over Financial Reporting***

We have audited the accompanying consolidated balance sheets of Zscaler, Inc. and its subsidiaries (the "Company") as of July 31, 2021 and 2020, and the related consolidated statements of operations, of comprehensive loss, of stockholders' equity and of cash flows for each of the three years in the period ended July 31, 2021, including the related notes (collectively referred to as the "consolidated financial statements"). We also have audited the Company's internal control over financial reporting as of July 31, 2021, based on criteria established in *Internal Control - Integrated Framework* (2013) issued by the Committee of Sponsoring Organizations of the Treadway Commission (COSO).

In our opinion, the consolidated financial statements referred to above present fairly, in all material respects, the financial position of the Company as of July 31, 2021 and 2020, and the results of its operations and its cash flows for each of the three years in the period ended July 31, 2021 in conformity with accounting principles generally accepted in the United States of America. Also in our opinion, the Company maintained, in all material respects, effective internal control over financial reporting as of July 31, 2021, based on criteria established in *Internal Control - Integrated Framework* (2013) issued by the COSO.

### ***Change in Accounting Principle***

As discussed in Note 1 to the consolidated financial statements, the Company changed the manner in which it accounts for leases effective August 1, 2019.

### ***Basis for Opinions***

The Company's management is responsible for these consolidated financial statements, for maintaining effective internal control over financial reporting, and for its assessment of the effectiveness of internal control over financial reporting, included in Management's Report on Internal Control Over Financial Reporting appearing under Item 9A. Our responsibility is to express opinions on the Company's consolidated financial statements and on the Company's internal control over financial reporting based on our audits. We are a public accounting firm registered with the Public Company Accounting Oversight Board (United States) (PCAOB) and are required to be independent with respect to the Company in accordance with the U.S. federal securities laws and the applicable rules and regulations of the Securities and Exchange Commission and the PCAOB.

We conducted our audits in accordance with the standards of the PCAOB. Those standards require that we plan and perform the audits to obtain reasonable assurance about whether the consolidated financial statements are free of material misstatement, whether due to error or fraud, and whether effective internal control over financial reporting was maintained in all material respects.

Our audits of the consolidated financial statements included performing procedures to assess the risks of material misstatement of the consolidated financial statements, whether due to error or fraud, and performing procedures that respond to those risks. Such procedures included examining, on a test basis, evidence regarding the amounts and disclosures in the

consolidated financial statements. Our audits also included evaluating the accounting principles used and significant estimates made by management, as well as evaluating the overall presentation of the consolidated financial statements. Our audit of internal control over financial reporting included obtaining an understanding of internal control over financial reporting, assessing the risk that a material weakness exists, and testing and evaluating the design and operating effectiveness of internal control based on the assessed risk. Our audits also included performing such other procedures as we considered necessary in the circumstances. We believe that our audits provide a reasonable basis for our opinions.

### ***Definition and Limitations of Internal Control over Financial Reporting***

A company's internal control over financial reporting is a process designed to provide reasonable assurance regarding the reliability of financial reporting and the preparation of financial statements for external purposes in accordance with generally accepted accounting principles. A company's internal control over financial reporting includes those policies and procedures that (i) pertain to the maintenance of records that, in reasonable detail, accurately and fairly reflect the transactions and dispositions of the assets of the company; (ii) provide reasonable assurance that transactions are recorded as necessary to permit preparation of financial statements in accordance with generally accepted accounting principles, and that receipts and expenditures of the company are being made only in accordance with authorizations of management and directors of the company; and (iii) provide reasonable assurance regarding prevention or timely detection of unauthorized acquisition, use, or disposition of the company's assets that could have a material effect on the financial statements.

Because of its inherent limitations, internal control over financial reporting may not prevent or detect misstatements. Also, projections of any evaluation of effectiveness to future periods are subject to the risk that controls may become inadequate because of changes in conditions, or that the degree of compliance with the policies or procedures may deteriorate.

### ***Critical Audit Matters***

The critical audit matter communicated below is a matter arising from the current period audit of the consolidated financial statements that was communicated or required to be communicated to the audit committee and that (i) relates to accounts or disclosures that are material to the consolidated financial statements and (ii) involved our especially challenging, subjective, or complex judgments. The communication of critical audit matters does not alter in any way our opinion on the consolidated financial statements, taken as a whole, and we are not, by communicating the critical audit matter below, providing a separate opinion on the critical audit matter or on the accounts or disclosures to which it relates.

#### ***Revenue recognition – Identifying and evaluating terms and conditions in contracts***

As described in Note 1 to the consolidated financial statements, management applies the following steps in their determination of revenue to be recognized: 1) identification of the contract with a customer; 2) identification of the performance obligations in the contract; 3) determination of the transaction price; 4) allocation of the transaction price to the performance obligations in the contract; and 5) recognition of revenue when, or as, the Company satisfies a performance obligation. Management applies judgment in identifying and evaluating any terms and conditions in contracts which may impact revenue recognition. For the fiscal year ended July 31, 2021, the Company's revenue was \$673.1 million.

The principal considerations for our determination that performing procedures relating to revenue recognition, specifically the identification and evaluation of terms and conditions in contracts, is a critical audit matter are the significant amount of effort and judgment required by management in identifying and evaluating terms and conditions in contracts that impact revenue recognition. This in turn led to a high degree of auditor judgment, subjectivity and significant audit effort in performing our audit procedures to evaluate whether terms and conditions in contracts were appropriately identified and evaluated by management.

Addressing the matter involved performing procedures and evaluating audit evidence in connection with forming our overall opinion on the consolidated financial statements. These procedures included testing the effectiveness of controls relating to the revenue recognition process, including controls related to the identification and evaluation of terms and conditions in contracts that impact revenue recognition. These procedures also included, among others, testing the completeness and accuracy of management's identification and evaluation of the terms and conditions in contracts by examining revenue arrangements on a test basis and testing management's process of identifying and evaluating the terms and conditions in contracts, including management's determination of the impact of those terms and conditions on revenue recognition.

/s/ PricewaterhouseCoopers LLP

San Jose, California

September 16, 2021

We have served as the Company's auditor since 2015.

**ZSCALER, INC.**  
**Consolidated Balance Sheets**  
*(in thousands, except per share amounts)*

	<b>July 31,</b>	
	<b>2021</b>	<b>2020</b>
<b>Assets</b>		
Current assets:		
Cash and cash equivalents	\$ 275,898	\$ 141,851
Short-term investments	1,226,654	1,228,722
Accounts receivable, net	257,109	147,584
Deferred contract acquisition costs	57,373	32,240
Prepaid expenses and other current assets	31,269	31,396
Total current assets	1,848,303	1,581,793
Property and equipment, net	108,576	75,734
Operating lease right-of-use assets	44,339	36,119
Deferred contract acquisition costs, noncurrent	149,657	77,675
Acquired intangible assets, net	32,129	24,024
Goodwill	58,977	30,059
Other noncurrent assets	15,650	8,054
Total assets	\$ 2,257,631	\$ 1,833,458
<b>Liabilities and Stockholders' Equity</b>		
Current liabilities:		
Accounts payable	\$ 12,547	\$ 5,233
Accrued expenses and other current liabilities	22,908	16,361
Accrued compensation	93,622	49,444
Deferred revenue	571,286	337,263
Operating lease liabilities	19,842	15,600
Total current liabilities	720,205	423,901
Convertible senior notes, net	913,538	861,615
Deferred revenue, noncurrent	59,315	32,504
Operating lease liabilities, noncurrent	31,225	28,023
Other noncurrent liabilities	4,453	2,586
Total liabilities	1,728,736	1,348,629
Commitments and contingencies (Note 11)		
<b>Stockholders' Equity</b>		
Preferred stock; \$0.001 par value; 200,000 shares authorized as of July 31, 2021 and 2020, respectively; no shares issued and outstanding as of July 31, 2021 and 2020	—	—
Common stock; \$0.001 par value; 1,000,000 shares authorized as of July 31, 2021 and 2020, respectively; 138,662 and 132,817 shares issued and outstanding as of July 31, 2021 and 2020, respectively	139	133
Additional paid-in capital	1,131,006	823,804
Accumulated other comprehensive income (loss)	(650)	463
Accumulated deficit	(601,600)	(339,571)
Total stockholders' equity	528,895	484,829
Total liabilities and stockholders' equity	\$ 2,257,631	\$ 1,833,458

The accompanying notes are an integral part of these consolidated financial statements.



**ZSCALER, INC.**  
**Consolidated Statements of Operations**  
*(in thousands, except per share amounts)*

	<b>Year Ended July 31,</b>		
	<b>2021</b>	<b>2020</b>	<b>2019</b>
Revenue	\$ 673,100	\$ 431,269	\$ 302,836
Cost of revenue	150,317	95,733	59,669
Gross profit	<u>522,783</u>	<u>335,536</u>	<u>243,167</u>
Operating expenses:			
Sales and marketing	459,407	277,981	169,913
Research and development	174,653	97,879	61,969
General and administrative	<u>96,535</u>	<u>73,632</u>	<u>46,598</u>
Total operating expenses	<u>730,595</u>	<u>449,492</u>	<u>278,480</u>
Loss from operations	(207,812)	(113,956)	(35,313)
Interest income	2,812	6,477	7,730
Interest expense	(53,364)	(5,025)	—
Other income (expense), net	<u>1,186</u>	<u>(224)</u>	<u>(329)</u>
Loss before income taxes	(257,178)	(112,728)	(27,912)
Provision for income taxes	<u>4,851</u>	<u>2,388</u>	<u>743</u>
Net loss	<u>\$ (262,029)</u>	<u>\$ (115,116)</u>	<u>\$ (28,655)</u>
Net loss per share, basic and diluted	<u>\$ (1.93)</u>	<u>\$ (0.89)</u>	<u>\$ (0.23)</u>
Weighted-average shares used in computing net loss per share, basic and diluted	<u>135,654</u>	<u>129,323</u>	<u>123,566</u>

The accompanying notes are an integral part of these consolidated financial statements.

**ZSCALER, INC.**  
**Consolidated Statements of Comprehensive Loss**  
*(in thousands)*

	Year Ended July 31,		
	2021	2020	2019
Net loss	\$ (262,029)	\$ (115,116)	\$ (28,655)
Available-for-sale securities:			
Change in net unrealized gains (losses) on available-for-sale securities	(486)	195	392
Cash flow hedging instruments:			
Change in net unrealized gains and (losses)	(228)	—	—
Net realized losses (gains) reclassified into net loss	(399)	—	—
Net change on cash flow hedges	(627)	—	—
Other comprehensive income (loss)	(1,113)	195	392
Comprehensive loss	<u>\$ (263,142)</u>	<u>\$ (114,921)</u>	<u>\$ (28,263)</u>

The accompanying notes are an integral part of these consolidated financial statements.

**ZSCALER, INC.**  
**Consolidated Statements of Stockholders' Equity**  
*(in thousands)*

	Common Stock		Additional Paid-In Capital	Notes Receivable From Stockholders	Accumulated Other Comprehensive Income (Loss)	Accumulated Deficit	Total Stockholders' Equity
	Shares	Amount					
Balance as of July 31, 2018	119,764	\$ 119	\$ 438,392	\$ (2,051)	\$ (124)	\$ (196,100)	\$ 240,236
Cumulative effect of accounting change	—	—	(300)	—	—	300	—
Issuance of common stock upon exercise of stock options	6,277	7	29,855	—	—	—	29,862
Issuance of common stock under the employee stock purchase plan	1,131	1	16,435	—	—	—	16,436
Vesting of restricted units	89	—	—	—	—	—	—
Repurchases of unvested common stock	(8)	—	—	—	—	—	—
Repayments of principal amount on notes receivable from stockholders	—	—	—	1,905	—	—	1,905
Accrued interest on notes receivable from stockholders, net of repayments	—	—	—	146	—	—	146
Adjustment to initial public offering costs	—	—	300	—	—	—	300
Vesting of early exercised stock options	—	—	983	—	—	—	983
Stock-based compensation	—	—	46,953	—	—	—	46,953
Other comprehensive income	—	—	—	—	392	—	392
Net loss	—	—	—	—	—	(28,655)	(28,655)
Balance as of July 31, 2019	127,253	127	532,618	—	268	(224,455)	308,558
Issuance of common stock upon exercise of stock options	3,450	4	21,598	—	—	—	21,602
Issuance of common stock under the employee stock purchase plan	817	1	15,332	—	—	—	15,333
Vesting of restricted stock units	1,297	1	(1)	—	—	—	—
Vesting of early exercised stock options	—	—	463	—	—	—	463
Stock-based compensation	—	—	125,675	—	—	—	125,675
Equity component of convertible senior notes, net of deferred tax	—	—	273,364	—	—	—	273,364
Purchases of capped calls related to convertible senior notes	—	—	(145,245)	—	—	—	(145,245)
Other comprehensive income	—	—	—	—	195	—	195
Net loss	—	—	—	—	—	(115,116)	(115,116)
Balance as of July 31, 2020	132,817	133	823,804	—	463	(339,571)	484,829
Issuance of common stock upon exercise of stock options	2,466	3	18,218	—	—	—	18,221
Issuance of common stock under the employee stock purchase plan	338	—	25,704	—	—	—	25,704
Vesting of restricted stock units	3,041	3	(3)	—	—	—	—
Vesting of early exercised stock options	—	—	93	—	—	—	93
Stock-based compensation	—	—	263,190	—	—	—	263,190
Other comprehensive loss	—	—	—	—	(1,113)	—	(1,113)
Net loss	—	—	—	—	—	(262,029)	(262,029)
Balance as of July 31, 2021	138,662	\$ 139	\$ 1,131,006	\$ —	\$ (650)	\$ (601,600)	\$ 528,895

The accompanying notes are an integral part of these consolidated financial statements.

**ZSCALER, INC.**  
**Consolidated Statements of Cash Flows**  
*(in thousands)*

	Year Ended July 31,		
	2021	2020	2019
<b>Cash Flows From Operating Activities</b>			
Net loss	\$ (262,029)	\$ (115,116)	\$ (28,655)
Adjustments to reconcile net loss to cash provided by operating activities:			
Depreciation and amortization expense	29,663	17,734	10,398
Amortization expense of acquired intangible assets	6,795	3,384	908
Amortization of deferred contract acquisition costs	40,558	24,922	18,651
Amortization of debt discount and issuance costs	51,923	4,885	—
Non-cash operating lease costs	20,995	13,555	—
Stock-based compensation expense	258,535	121,395	46,423
Amortization (accretion) of investments purchased at a premium (discount)	11,715	50	(2,181)
Deferred income taxes	(2,406)	(1,172)	(1,392)
Impairment of assets	416	746	—
Other	307	321	284
Changes in operating assets and liabilities, net of effects of business acquisitions			
Accounts receivable	(111,605)	(54,222)	(31,730)
Deferred contract acquisition costs	(137,673)	(65,052)	(32,526)
Prepaid expenses, other current and noncurrent assets	(3,388)	(13,580)	(7,642)
Accounts payable	7,451	862	495
Accrued expenses, other current and noncurrent liabilities	6,532	2,292	(336)
Accrued compensation	43,877	27,900	(1,849)
Deferred revenue	262,425	118,017	87,179
Operating lease liabilities	(22,051)	(7,604)	—
<b>Net cash provided by operating activities</b>	<b>202,040</b>	<b>79,317</b>	<b>58,027</b>
<b>Cash Flows From Investing Activities</b>			
Purchases of property, equipment and other assets	(48,165)	(43,072)	(25,520)
Capitalized internal-use software	(10,132)	(8,737)	(3,162)
Acquired intangible assets	—	—	(1,480)
Payments for business acquisitions, net of cash acquired	(40,530)	(39,601)	(11,432)
Purchases of strategic investments	(3,077)	(2,000)	—
Purchases of short-term investments	(815,480)	(1,255,629)	(335,186)
Proceeds from maturities of short-term investments	785,217	289,785	199,716
Proceeds from sale of short-term investments	22,499	21,092	14,990
<b>Net cash used in investing activities</b>	<b>(109,668)</b>	<b>(1,038,162)</b>	<b>(162,074)</b>
<b>Cash Flows From Financing Activities</b>			
Payments of offering costs related to initial public offering	—	—	(1,797)
Proceeds from issuance of common stock upon exercise of stock options	18,221	21,602	29,862
Proceeds from issuance of common stock under the employee stock purchase plan	25,704	15,333	16,436
Payment of deferred consideration related to a business acquisition	(2,250)	—	—
Proceeds from issuance of convertible senior notes, net of issuance costs	—	1,130,522	—
Purchases of capped calls related to convertible senior notes	—	(145,245)	—
Repurchases of unvested common stock	—	—	(22)
Repayments of notes receivable from stockholders	—	—	1,905
<b>Net cash provided by financing activities</b>	<b>41,675</b>	<b>1,022,212</b>	<b>46,384</b>
Net increase (decrease) in cash and cash equivalents <sup>(1)</sup>	134,047	63,367	(57,663)
Cash and cash equivalents at beginning of period <sup>(1)</sup>	141,851	78,484	136,147
Cash and cash equivalents at end of period <sup>(1)</sup>	<b>\$ 275,898</b>	<b>\$ 141,851</b>	<b>\$ 78,484</b>

<b>Supplemental Disclosure of Cash Flow Information:</b>			
Cash paid for income taxes, net of tax refunds	\$ 4,144	\$ 2,525	\$ 1,770
Cash paid for interest expense	\$ 1,462	\$ —	\$ —
<b>Non-cash activities</b>			
Net change in purchased equipment included in accounts payable and accrued expenses	\$ 14	\$ (1,486)	\$ 2,911
Operating lease right-of-use assets obtained in exchange for operating lease obligations, net of terminations	\$ 27,627	\$ 31,673	\$ —
Vesting of early exercised common stock options	\$ 93	\$ 463	\$ 983
Net change in deferred offering costs accrued	\$ —	\$ —	\$ (2,097)

<sup>(1)</sup> We did not hold restricted cash for any periods presented.

The accompanying notes are an integral part of these consolidated financial statements.

## ZSCALER, INC.

### Notes to Consolidated Financial Statements

#### Note 1. Business and Summary of Significant Accounting Policies

##### *Description of the Business*

Zscaler, Inc. ("Zscaler," the "Company," "we," "us," or "our") is a cloud security company that developed a platform incorporating core security functionalities needed to enable fast and secure access to cloud resources based on identity, context and organization's policies. Our solution is a purpose-built, multi-tenant, distributed cloud platform that secures user-to-app, app-to-app, and machine-to-machine communications, over any network and any location. We deliver our solutions using a software-as-a-service ("SaaS") business model and sell subscriptions to customers to access our cloud platform, together with related support services. We were incorporated in Delaware in September 2007 and conduct business worldwide, with presence in North America, Europe and Asia. Our headquarters are in San Jose, California.

##### *Fiscal Year*

Our fiscal year ends on July 31. References to fiscal 2021, for example, refer to our fiscal year ended July 31, 2021.

##### *Principles of Consolidation*

The accompanying consolidated financial statements include the accounts of the Company and its wholly owned subsidiaries and have been prepared in conformity with accounting principles generally accepted in the United States ("U.S. GAAP"). All intercompany balances and transactions have been eliminated in consolidation.

##### *Use of Estimates*

The preparation of consolidated financial statements in conformity with U.S. GAAP requires management to make estimates, judgments and assumptions that affect the amounts reported and disclosed in the financial statements and accompanying notes. Such estimates include, but are not limited to, the determination of revenue recognition, deferred revenue, deferred contract acquisition costs, valuation of acquired intangible assets, period of benefit generated from our deferred contract acquisition costs, allowance for doubtful accounts, valuation of common stock options and stock-based awards, useful lives of property and equipment, useful lives of acquired intangible assets, recoverability of goodwill, valuation of deferred tax assets and liabilities, loss contingencies related to litigation, fair value and effective interest rate of convertible senior notes, valuation of non-marketable equity investments and the discount rate used for operating leases. Management determines these estimates and assumptions based on historical experience and on various other assumptions that are believed to be reasonable. Actual results could differ significantly from these estimates, and such differences may be material to the consolidated financial statements.

Due to the COVID-19 pandemic, there is ongoing uncertainty and significant disruption in the global economy and financial markets. We are not aware of any specific event or circumstances that would require an update to our estimates, judgments or assumptions or a revision to the carrying value of our assets or liabilities as of the date of issuance of these consolidated financial statements. These estimates, judgments and assumptions may change in the future, as new events occur or additional information is obtained.

##### *Foreign Currency*

The functional currency of our foreign subsidiaries is the U.S. dollar. Accordingly, monetary assets and liabilities of our foreign subsidiaries are re-measured into U.S. dollars at the exchange rates in effect at the reporting date, non-monetary assets and liabilities are re-measured at historical rates, revenue and expenses are re-measured at average exchange rates in

effect during each reporting period. Foreign currency transaction gains and losses are recorded in other income (expense), net in the consolidated statements of operations. Foreign currency remeasurement gains and losses and foreign currency transaction gains and losses are not significant to the consolidated financial statements.

### ***Concentration of Risks***

We generate revenue primarily from sale of subscriptions to access our cloud platform, together with related support services. Our sales team, along with our channel partner network of global telecommunications service providers, system integrators and value-added resellers (collectively "channel partners"), sells our services worldwide to organizations of all sizes. Due to the nature of our services and the terms and conditions of our contracts with our channel partners, our business could be affected unfavorably if we are not able to continue our relationships with them.

Our financial instruments that are exposed to concentrations of credit risk consist primarily of cash, cash equivalents, short-term investments and accounts receivable. Although we deposit our cash with multiple financial institutions, the deposits, at times, may exceed federally insured limits. Cash equivalents and short-term investments consist of highly liquid investments in money market funds, U.S. treasury, U.S. agency securities and corporate debt securities, which are invested through financial institutions in the United States.

We grant credit to our customers in the normal course of business. We monitor the financial condition of our customers to reduce credit risk. Refer to Note 2, Revenue Recognition, for information regarding customers with concentration of 10% or more of the total balance of accounts receivable, net.

### ***Segment Information***

We operate as one reportable and operating segment. Our chief operating decision maker is our chief executive officer, who reviews financial information presented on a consolidated basis for purposes of making operating decisions, assessing financial performance and allocating resources.

### ***Revenue Recognition***

In accordance with Accounting Standards Codification ("ASC") Topic 606, Revenue From Contracts With Customers ("ASC 606"), revenue is recognized when a customer obtains control of promised services. The amount of revenue recognized reflects the consideration that we expect to be entitled to receive in exchange for these services. To achieve the core principle of this standard, we apply the following five steps:

#### *1) Identify the contract with a customer*

We consider the terms and conditions of the contracts and our customary business practices in identifying our contracts under ASC 606. We determine we have a contract with a customer when the contract is approved, we can identify each party's rights regarding the services to be transferred, we can identify the payment terms for the services, we have determined the customer has the ability and intent to pay and the contract has commercial substance. We apply judgment in determining the customer's ability and intent to pay, which is based on a variety of factors, including the customer's historical payment experience or, in the case of a new customer, credit and financial information pertaining to the customer.

#### *2) Identify the performance obligations in the contract*

Performance obligations promised in a contract are identified based on the services that will be transferred to the customer that are both capable of being distinct, whereby the customer can benefit from the service either on its own or together with other resources that are readily available from third parties or from us, and are distinct in the context of the

contract, whereby the transfer of the services is separately identifiable from other promises in the contract. Our performance obligations consist of (i) our subscription and support services and (ii) professional and other services.

### *3) Determine the transaction price*

The transaction price is determined based on the consideration to which we expect to be entitled in exchange for transferring services to the customer. Variable consideration is included in the transaction price if, in our judgment, it is probable that a significant future reversal of cumulative revenue under the contract will not occur. None of our contracts contain a significant financing component.

### *4) Allocate the transaction price to performance obligations in the contract*

If the contract contains a single performance obligation, the entire transaction price is allocated to the single performance obligation. Contracts that contain multiple performance obligations require an allocation of the transaction price to each performance obligation based on a relative standalone selling price ("SSP").

### *5) Recognize revenue when or as we satisfy a performance obligation*

Revenue is recognized at the time the related performance obligation is satisfied by transferring the promised service to a customer. Revenue is recognized when control of the services is transferred to our customers, in an amount that reflects the consideration that we expect to receive in exchange for those services. We generate all our revenue from contracts with customers and apply judgment in identifying and evaluating any terms and conditions in contracts which may impact revenue recognition.

### *Subscription and Support Revenue*

We generate revenue primarily from sales of subscriptions to access our cloud platform, together with related support services to our customers. Arrangements with customers do not provide the customer with the right to take possession of our software operating our cloud platform at any time. Instead, customers are granted continuous access to our cloud platform over the contractual period. A time-elapsed output method is used to measure progress because we transfer control evenly over the contractual period. Accordingly, the fixed consideration related to subscription and support revenue is generally recognized on a straight-line basis over the contract term beginning on the date that our service is made available to the customer.

The typical subscription and support term is one to three years. Most of our contracts are non-cancelable over the contractual term. Customers typically have the right to terminate their contracts for cause if we fail to perform in accordance with the contractual terms. Some of our customers have the option to purchase additional subscription and support services at a stated price. These options generally do not provide a material right as they are priced at our SSP.

### *Professional and Other Services Revenue*

Professional and other services revenue consists of fees associated with providing deployment advisory services that educate and assist our customers on the best use of our solutions, as well as advise customers on best practices as they deploy our solution. These services are distinct from subscription and support services. Professional services do not result in significant customization of the subscription service. Revenue from professional services provided on a time and materials basis is recognized as the services are performed. Total professional and other services revenue has historically not been material.



### *Contracts with Multiple Performance Obligations*

Most of our contracts with customers contain multiple promised services consisting of: (i) our subscription and support services and (ii) professional and other services that are distinct and accounted for separately. The transaction price is allocated to the separate performance obligations on a relative SSP basis. We determine SSP based on our overall pricing objectives, taking into consideration the type of subscription and support services and professional and other services, the geographical region of the customer and the number of users.

### *Variable Consideration*

Revenue from sales is recorded at the net sales price, which is the transaction price, and includes estimates of variable consideration. The amount of variable consideration that is included in the transaction price is constrained and is included in the net sales price only to the extent that it is probable that a significant reversal in the amount of the cumulative revenue will not occur when the uncertainty is resolved.

If our services do not meet certain service level commitments, our customers are entitled to receive service credits, and in certain cases, refunds, each representing a form of variable consideration. We have historically not experienced any significant incidents affecting the defined levels of reliability and performance as required by our subscription contracts. Accordingly, estimated refunds related to these agreements were not material to the periods presented.

We provide rebates and other credits within our contracts with certain customers, which are estimated based on the value expected to be earned or claimed on the related sales transaction. Overall, the transaction price is reduced to reflect our estimate of the amount of consideration to which we are entitled based on the terms of the contract. Estimated rebates and other credits were not material during the periods presented.

### *Accounts Receivable and Allowance*

Accounts receivable are recorded at the invoiced amount and are non-interest bearing. Accounts receivable are stated at their net realizable value, net of an allowance for doubtful accounts. We have a well-established collections history from our customers. Credit is extended to customers based on an evaluation of their financial condition and other factors. In determining the necessary allowance for doubtful accounts, we estimate the lifetime expected credit losses against the existing accounts receivable balance. Our estimate is based on certain factors including historical loss rates, current economic conditions, reasonable and supportable forecasts and customer-specific circumstances. The allowance for doubtful accounts has historically not been material. There were no material write-offs recognized in the periods presented. Accordingly, the movements in the allowance for doubtful accounts were not material for any of the periods presented. We do not have any off-balance-sheet credit exposure related to our customers.

### *Cash Equivalents and Short-Term Investments*

We classify all highly liquid investments purchased with an original maturity of 90 days or less from the date of purchase as cash equivalents and all highly liquid investments with original maturities beyond 90 days at the time of purchase as short-term investments. Our cash equivalents and short-term investments consist of highly liquid investments in money market funds, U.S. treasury securities, U.S. government agency securities and corporate debt securities.

We classify our investments as available-for-sale investments and present them within current assets since these investments represent funds available for current operations and we have the ability and intent, if necessary, to liquidate any of these investments in order to meet our liquidity needs or to grow our business, including for potential business acquisitions or other strategic transactions. Our investments are carried at fair value, with unrealized gains and losses unrelated to credit loss factors reported in accumulated other comprehensive income (loss) ("AOCI").

Our investments are reviewed periodically when there is a decline in a security's fair value below the amortized cost basis. We consider our intent to sell and whether it is more likely than not that we will be required to sell the securities before the recovery of its cost basis. If either of these criteria are triggered, the amortized cost basis of the debt security is written down to fair value through other income (expense), net. If neither criteria is met, we evaluate whether the decline in fair value below the amortized cost basis is related to credit-related factors or other factors such as interest rate fluctuations. The factors considered in this analysis include the extent the fair value is less than the amortized cost basis, whether there were changes to the rating of the security by a ratings agency, whether the issuer has failed to make scheduled interest payments and other adverse conditions as applicable. Credit-related impairment losses, limited by the amount that the fair value is less than the amortized cost basis, are recorded through an allowance for credit losses in other income (expense), net. For purposes of identifying and measuring credit-related impairments, our policy is to exclude the applicable accrued interest from both the fair value and amortized cost basis of the related debt security. Accrued interest receivable, net of the allowance for credit losses, if any, is recorded to prepaid expenses and other current assets. There were no credit-related impairments recognized on our investments during the periods presented.

Interest income, amortization (accretion) of investments purchased at a premium (discount) and realized gains and losses are included in interest income in the consolidated statements of operations. We use the specific identification method to determine the cost in calculating realized gains and losses upon the sale of these investments.

### ***Strategic Investments***

Our strategic investments consist of non-marketable equity investments of privately held companies. Investments in non-marketable equity investments of privately held companies without readily determinable fair values are measured using the measurement alternative, as we have less than 20% ownership and do not have the ability to exercise significant influence over their operations. The carrying amount of non-marketable equity investments is adjusted based on observable price changes from orderly transactions for identical or similar investments of the same issuer and by impairments, when events or circumstances indicate a decline in value has occurred. Non-marketable equity investments that have been remeasured during the period due to an observable event or impairment are classified within Level 3 in the fair value hierarchy because we estimate the value based on valuation methods which may include a combination of the observable transaction price at the transaction date and other unobservable inputs including volatility, rights, and obligations of the investments we hold. Our strategic investments are included within other noncurrent assets in the consolidated balance sheets and adjustments to their carrying amounts are recorded in other income (expense), net in the consolidated statements of operations. There were no material events or circumstances impacting the carrying amount of our strategic investments during the periods presented.

### ***Fair Value of Financial Instruments***

Our financial instruments consist of cash equivalents, short-term investments, accounts receivable, accounts payable, accrued liabilities and convertible senior notes. Cash equivalents and short-term investments are recorded at fair value. Accounts receivable, accounts payable and accrued liabilities are stated at their carrying value, which approximates fair value due to the short-time to the expected receipt or payment date. Assets recorded at fair value on a recurring basis in the consolidated balance sheets, consisting of cash equivalents and short-term investments, are categorized in accordance with the fair value hierarchy based upon the level of judgment associated with the inputs used to measure their fair values. Convertible senior notes are carried at the initially allocated liability value less unamortized debt discount and issuance costs on the consolidated balance sheets, and the fair value of the convertible senior notes is presented at each reporting period for disclosure purposes only.

### ***Property and Equipment***

Property and equipment, net are stated at historical cost net of accumulated depreciation. Property and equipment, excluding leasehold improvements, are depreciated using the straight-line method over the estimated useful lives of the

respective assets, generally ranging from three to five years. Leasehold improvements are amortized using the straight-line method over the shorter of the estimated useful lives of the respective assets or the lease term. Expenditures for maintenance and repairs are expensed as incurred and significant improvements and betterments that substantially enhance the life of an asset are capitalized.

### ***Capitalized Internal-Use Software Development Costs***

We capitalize certain costs incurred during the application development stage in connection with software development for our cloud security platform. Costs related to preliminary project activities and post-implementation activities are expensed as incurred. Capitalized costs are recorded as part of property and equipment in the consolidated balance sheets. Maintenance and training costs are expensed as incurred. Capitalized internal-use software is amortized on a straight-line basis over its estimated useful life, which is generally three years, and is recorded as cost of revenue in the consolidated statements of operations. Capitalization of development costs, inclusive of stock-based compensation, of software for internal-use in fiscal 2021, fiscal 2020 and fiscal 2019 was \$16.5 million, \$13.2 million and \$3.7 million, respectively. Amortization expense of capitalized software for internal-use in fiscal 2021, fiscal 2020 and fiscal 2019 was \$5.9 million, \$1.4 million and \$1.0 million, respectively.

### ***Business Combinations***

We account for our business combinations using the acquisition method of accounting, which requires, among other things, allocation of the fair value of purchase consideration to the tangible and intangible assets acquired and liabilities assumed at their estimated fair values on the acquisition date. The excess of the fair value of purchase consideration over the values of these identifiable assets and liabilities is recorded as goodwill. When determining the fair value of assets acquired and liabilities assumed, we make estimates and assumptions, especially with respect to intangible assets. Our estimates of fair value are based upon assumptions believed to be reasonable, but which are inherently uncertain and unpredictable and, as a result, actual results may differ from estimates. During the measurement period, not to exceed one year from the date of acquisition, we may record adjustments to the assets acquired and liabilities assumed, with a corresponding offset to goodwill if new information is obtained related to facts and circumstances that existed as of the acquisition date. After the measurement period, any subsequent adjustments are reflected in the consolidated statements of operations. Acquisition costs, such as legal and consulting fees, are expensed as incurred.

### ***Goodwill and Other Long-Lived Assets, including Acquired Intangible Assets***

Goodwill represents the excess of the fair value of purchase consideration in a business combination over the fair value of net tangible and intangible assets acquired. Goodwill amounts are not amortized, but rather tested for impairment at least annually or more often if circumstances indicate that the carrying value may not be recoverable. No indications of impairment of goodwill were noted during the periods presented.

Acquired intangible assets consist of identifiable intangible assets, including developed technology and customer relationships, resulting from business combinations. Acquired finite-lived intangible assets are initially recorded at fair value and are amortized on a straight-line basis over their estimated useful lives. Amortization expense of developed technology and customer relationships is recorded primarily within cost of revenues and sales and marketing expenses, respectively, in the consolidated statements of operations.

Long-lived assets, such as property and equipment and acquired intangible assets, are reviewed for impairment whenever events or changes in circumstances indicate that their carrying amounts may not be recoverable. We measure the recoverability of these assets by comparing the carrying amounts to the future undiscounted cash flows that these assets are expected to generate. If the total of the future undiscounted cash flows are less than the carrying amount of an asset, we record an impairment charge for the amount by which the carrying amount of the asset exceeds the fair value. In fiscal 2021 and fiscal 2020, we recognized asset impairments of \$0.4 million and \$0.7 million, respectively, in general and administrative expenses in the consolidated statement of operations related primarily to the abandonment of a leased facility and relocation of our corporate headquarters.

### ***Derivative Instruments***

We enter into foreign currency forward contracts, a portion of which we designate as cash flow hedges, in order to manage the volatility of cash flows that relate to our cost of revenues and operating expenses denominated in foreign currencies.

Gains or losses related to our cash flow hedges are recorded as a component of AOCI on the consolidated statements of stockholders' equity until the forecasted transaction occurs in earnings. When the forecasted transaction occurs, the related gains and losses are reclassified into earnings within the financial statement line item associated with the underlying hedged transaction. If the underlying hedged transaction does not occur, or it becomes probable that the hedged transaction will not occur, the cumulative unrealized gain or loss is reclassified immediately from AOCI into earnings within the financial statement line item associated with the underlying hedged transaction. We measure hedge effectiveness using regression analysis at hedge inception and periodically thereafter. We include time value in our effectiveness assessment.

We recognize changes in the fair value of non-designated derivative instruments within other income (expense), net in the consolidated statements of operations in the same period that the fair value measurement occurs.

All of our derivative instruments are measured at fair value. We have elected to present the derivative assets and derivative liabilities on a gross basis on the consolidated balance sheets. Derivative instruments are classified in the consolidated statements of cash flows as cash from operating activities, which reflect the classification of the underlying hedged transactions.

### ***Operating Leases***

We enter into operating lease arrangements for real estate assets related to office space and co-location assets related to space and racks at data center facilities. We determine if an arrangement contains a lease at its inception by assessing whether there is an identified asset and whether the arrangement conveys the right to control the use of the identified asset in exchange for consideration. Operating leases related balances are included in "operating lease right-of-use assets," "operating lease liabilities," and "operating lease liabilities, noncurrent" in the consolidated balance sheets. Right-of-use assets represent our right to use an underlying asset for the lease term and lease liabilities represent our obligation to make payments arising from the lease. Operating lease right-of-use assets and lease liabilities are recognized at the lease commencement date based on the present value of lease payments over the lease term. Lease payments consist of the fixed payments under the arrangement. The operating lease liabilities are adjusted for any unpaid lease incentives, such as tenant improvement allowances. Variable costs, such as maintenance and utilities based on actual usage, are not included in the measurement of right-to-use assets and lease liabilities but are expensed when the event determining the amount of variable consideration to be paid occurs. As the implicit rate of our leases is not determinable, we use an incremental borrowing rate ("IBR") based on the information available at the lease commencement date in determining the present value of lease payments. The lease expense is recognized on a straight-line basis over the lease term.

We generally use the base, non-cancelable lease term when recognizing the right-of-use assets and lease liabilities, unless it is reasonably certain that a renewal or termination option will be exercised. We account for lease components and non-lease components as a single lease component.

Leases with a term of twelve months or less are not recognized on the consolidated balance sheets. We recognize lease expense for these leases on a straight-line basis over the term of the lease.

### ***Stock-Based Compensation***

Compensation expense related to stock-based awards granted to employees and non-employees is calculated based on the fair value of stock-based awards on the date of grant. We recognize stock-based compensation expense over an award's requisite service period based on the award's fair value.

Stock-based compensation for common stock options is recognized based on the fair value of the awards granted, determined using the Black-Scholes option pricing model. Stock-based compensation expense is recognized on a straight-line basis over the requisite service period, generally four years.

Stock-based compensation for purchase rights granted under the employee stock purchase plan is based on the Black-Scholes option pricing model fair value of the number of awards estimated as of the beginning of the offering period. Stock-based compensation expense is recognized following the straight-line attribution method over the offering period.

Stock-based compensation for restricted stock units is measured based on the market closing price of our common stock on the grant date. Stock-based compensation expense is recognized on a straight-line basis over the requisite service period, generally four years.

Stock-based compensation for performance stock awards ("PSAs") which have the same grant date and service inception date, is based on the probable number of shares to be attained and the market closing price of our common stock at the grant date. For PSAs where the service inception date of the awards precedes the grant date, stock-based compensation expense is recognized based on the number of PSAs for which it is probable that the performance condition will be met,

using the accelerated attribution method and the market closing price of our common stock at each reporting date up to the grant date. The number of these PSAs for which it is probable that the performance condition will be met is determined using management's best estimate at the end of each reporting period. At the completion of the performance period for these PSAs, any earned PSAs are granted upon approval of the compensation committee of our board of directors.

### ***Convertible Senior Notes***

In accounting for the issuance of the convertible senior notes, we separated the convertible senior notes into liability and equity components. The carrying amounts of the liability component was calculated by measuring the fair value of similar liabilities that do not have associated convertible features. The carrying amount of the equity component representing the conversion option was determined by deducting the fair value of the liability component from the par value of the convertible senior notes as a whole. This difference represents the debt discount that is amortized to interest expense over the respective terms of the convertible senior notes using the effective interest rate method. The equity component was recorded in additional paid-in capital and is not remeasured as long as it continues to meet the conditions for equity classification.

In accounting for the related debt issuance costs, we allocated the total amount incurred to the liability and equity components of the convertible senior notes based on their relative values. Issuance costs attributable to the liability component are being amortized to interest expense over the contractual term of the convertible senior notes. The issuance costs attributable to the equity component were netted against the equity component representing the conversion option in additional paid-in capital.

To the extent that we receive the convertible senior notes conversion requests prior to their maturity, a portion of the equity component is classified as temporary equity, which is measured as the difference between the principal and net carrying amount of the convertible senior notes requested for conversion. Upon settlement of the conversion requests, the difference between the fair value and the amortized book value of the liability component of the convertible senior notes requested for conversion is recorded as a gain or loss on early note conversion. The fair value of the convertible senior notes is measured based on a similar liability that does not have an associated convertible feature based on the remaining term of the convertible senior notes.

### ***Research and Development***

Our research and development expenses support our efforts to add new features to our existing offerings and to ensure the reliability, availability and scalability of our solutions. Our cloud platform is software-driven, and our research and development teams employ software engineers in the design and the related development, testing, certification and support of our solutions. Accordingly, the majority of our research and development expenses result from employee-related costs, including salaries, bonuses, benefits, stock-based compensation and costs associated with technology tools used by our engineers.

### ***Advertising Expenses***

Advertising expenses are charged to sales and marketing expenses in the consolidated statements of operations as incurred. We recognized advertising expense of \$11.8 million, \$11.8 million and \$8.6 million in fiscal 2021, fiscal 2020 and fiscal 2019, respectively.

### ***Warranties and Indemnification***

Our cloud platform is generally warranted to be free of defects under normal use and to perform substantially in accordance with the subscription agreement. Additionally, our contracts generally include provisions for indemnifying customers and channel partners against liabilities if our services infringe or misappropriate a third party's intellectual property rights. Costs and liabilities incurred as a result of warranties and indemnification obligations were not material during the periods presented.

### ***Legal Contingencies***

We may be subject to legal proceedings and litigation arising from time to time. We record a liability when we believe that it is both probable that a loss has been incurred and the amount can be reasonably estimated. We periodically evaluate developments in our legal matters that could affect the amount of liability that we accrue, if any, and adjust, as appropriate. Until the final resolution of any such matter for which we may be required to record a liability, there may be a loss exposure in excess of the liability recorded and such amount could be significant. We expense legal fees as incurred.

### ***Income Taxes***

We account for income taxes using the asset and liability method. Deferred income taxes are recognized by applying the enacted statutory tax rates applicable to future years to differences between the carrying amounts of existing assets and liabilities and their respective tax bases and net operating loss and tax credit carryforwards. The effect on deferred tax assets and liabilities of a change in tax rates is recognized in the period that includes the enactment date. The measurement of deferred tax assets is reduced, if necessary, by a valuation allowance to amounts that are more likely than not to be realized.

We recognize tax benefits from uncertain tax positions only if we believe that it is more likely than not that the tax position will be sustained on examination by the taxing authorities based on the technical merits of the position. The tax benefits recognized in the financial statements from such positions are then measured based on the largest benefit that has a greater than 50% likelihood of being realized upon settlement.

### ***Comprehensive Loss***

Comprehensive loss is comprised of the net loss and other comprehensive income (loss). Our other comprehensive income (loss) includes unrealized gains and losses on available-for-sale securities and unrealized gains and losses and realized gains and losses reclassified into net loss on cash flow hedges, as reflected in the consolidated statements of comprehensive loss.

### ***Net Loss Per Share***

Basic net loss per share is computed by dividing the net loss by the weighted-average number of shares of common stock outstanding during the period, less shares subject to repurchase.

Diluted earnings per share adjusts basic earnings per share for all potentially dilutive common stock equivalents outstanding during the period. Potentially dilutive securities consist primarily of stock options, shares subject to repurchase from early exercised stock options, share purchase rights under the employee stock purchase plan, unvested restricted stock units ("RSUs"), unvested performance stock awards ("PSAs") and shares related to convertible senior notes. Since we have reported net losses for all periods presented, we have excluded all potentially dilutive securities from the calculation of the diluted net loss per share as their effect is antidilutive and accordingly, basic and diluted net loss per share is the same for all

periods presented.

### ***Recently Adopted Accounting Pronouncements***

In February 2016, the FASB issued ASU No. 2016-02, Leases (Topic 842) ("ASU 2016-02"), as amended, which requires recognition of lease assets and liabilities for leases with terms of more than 12 months. This standard is effective for fiscal years beginning after December 15, 2018, with early adoption permitted. We adopted this standard effective August 1, 2019 using the transitional provision which allows for the adoption of Topic 842 to be applied on a modified retrospective basis at the beginning of the fiscal year of adoption in fiscal 2020. The adoption of this new standard resulted in the recognition of operating lease right-of-use assets of \$16.9 million and operating lease liabilities of \$18.0 million. We have elected the package of practical expedients permitted under the transition guidance, which allows us to carryforward our historical lease classification, our assessment on whether a contract is or contains a lease, and our initial direct costs for any leases that existed prior to adoption of the new standard. We have also elected to combine lease and non-lease components for real estate and co-location arrangements. In addition, we elected not to recognize lease liabilities and related right-of-use assets for leases that, at the lease commencement date, have a lease term of 12 months or less.

In December 2019, the FASB issued ASU No. 2019-12, Income Taxes (Topic 740) ("ASU 2019-12"): Simplifying the Accounting for Income Taxes. The new standard eliminates certain exceptions related to the approach for intraperiod tax allocation, the methodology for calculating income taxes in an interim period, and the recognition of deferred tax liabilities for outside basis differences related to changes in ownership of equity method investments and foreign subsidiaries. The guidance also simplifies aspects of accounting for franchise taxes and enacted changes in tax laws or rates, and clarifies the accounting for transactions that result in a step-up in the tax basis of goodwill. For public business entities, it is effective for fiscal years beginning after December 15, 2020, including interim periods within those fiscal years. Early adoption is permitted. We early adopted this standard as of November 1, 2019, and it did not have a material impact to the consolidated financial statements.

In June 2016, the Financial Accounting Standards Board ("FASB") issued ASU No. 2016-13, Financial Instruments-Credit Losses (Topic 326): Measurement of Credit Losses on Financial Instruments. This standard amends guidance on reporting credit losses for assets held at amortized cost basis and available-for-sale debt securities to require that credit losses on available-for-sale debt securities be presented as an allowance rather than as a write-down. The measurement of credit losses for newly recognized financial assets and subsequent changes in the allowance for credit losses are recorded in the statements of operations. We adopted this standard on August 1, 2020, and it did not have a material impact to the consolidated financial statements.

### ***Recently Issued Accounting Pronouncements Not Yet Adopted***

In June 2020, the FASB issued ASU No. 2020-06, Debt with Conversion and Other Options (Subtopic 470-20) and Derivatives and Hedging - Contracts in Entity's Own Equity (Subtopic 815-40). This standard eliminates the beneficial conversion and cash conversion accounting models for convertible instruments. It also amends the accounting for certain contracts in an entity's own equity that are currently accounted for as derivatives because of specific settlement provisions. In addition, the new guidance modifies how particular convertible instruments and certain contracts that may be settled in cash or shares impact the diluted earnings per share computation. For public business entities, it is effective for fiscal years beginning after December 15, 2021, including interim periods within those fiscal years using the fully retrospective or modified retrospective method. The ASU No. 2020-06 is effective for us beginning August 1, 2022, although early adoption is permitted. We are currently evaluating the potential impact of this standard on the consolidated financial statements.



## Note 2. Revenue Recognition

### *Disaggregation of Revenue*

Subscription and support revenue is recognized over time and accounted for approximately 97%, 98% and 99% of our revenue in fiscal 2021, fiscal 2020 and fiscal 2019, respectively.

The following table summarizes the revenue by region based on the shipping address of customers who have contracted to use our cloud platform:

	Year Ended July 31,					
	2021		2020		2019	
	Amount	% Revenue	Amount	% Revenue	Amount	% Revenue
(in thousands, except for percentage data)						
United States	\$ 329,299	49 %	\$ 210,288	49 %	\$ 148,807	49 %
Europe, Middle East and Africa (*)	253,138	38	174,497	40	124,437	41
Asia Pacific	76,105	11	38,793	9	23,838	8
Other	14,558	2	7,691	2	5,754	2
Total	<u>\$ 673,100</u>	<u>100 %</u>	<u>\$ 431,269</u>	<u>100 %</u>	<u>\$ 302,836</u>	<u>100 %</u>

(\*) Revenue from the United Kingdom represented 10% of the total revenue in the periods presented.

The following table summarizes the revenue from contracts by type of customer:

	Year Ended July 31,					
	2021		2020		2019	
	Amount	% Revenue	Amount	% Revenue	Amount	% Revenue
(in thousands, except for percentage data)						
Channel partners	\$ 632,416	94 %	\$ 414,908	96 %	\$ 289,579	96 %
Direct customers	40,684	6	16,361	4	13,257	4
Total	<u>\$ 673,100</u>	<u>100 %</u>	<u>\$ 431,269</u>	<u>100 %</u>	<u>\$ 302,836</u>	<u>100 %</u>

### *Significant Customers*

No single customer accounted for 10% or more of the total revenue in the periods presented. The following table summarizes the concentration of 10% or more of the total balance of accounts receivable, net:

	July 31,	
	2021	2020
Channel partner A	*	11 %

\* Represents less than 10%.

### ***Contract Balances***

Contract liabilities consist of deferred revenue and include payments received in advance of performance under the contract. Such amounts are recognized as revenue over the contractual period. Deferred revenue, including current and noncurrent balances as of July 31, 2021 and July 31, 2020 was \$630.6 million and \$369.8 million, respectively. In fiscal 2021, fiscal 2020 and fiscal 2019 we recognized revenue of \$335.5 million, \$220.9 million and \$143.9 million, respectively, that was included in the corresponding contract liability balance at the beginning of the related fiscal year.

We receive payments from customers based upon contractual billing schedules and accounts receivable are recorded when the right to consideration becomes unconditional. Payment terms on invoiced amounts are typically 30 days but may be up to 90 days for some of our channel partners. Contract assets include amounts related to our contractual right to consideration for both completed and partially completed performance obligations that may not have been invoiced and such amounts have historically not been material.

### ***Remaining Performance Obligations***

The typical subscription and support term is one to three years. Most of our subscription and support contracts are non-cancelable over the contractual term. However, customers typically have the right to terminate their contracts for cause, if we fail to perform. As of July 31, 2021, the aggregate amount of the transaction price allocated to remaining performance obligations was \$1,553.5 million. We expect to recognize 49% of the transaction price over the next 12 months and 97% of the transaction price over the next three years, with the remainder recognized thereafter.

### ***Costs to Obtain and Fulfill a Contract***

We capitalize sales commission and associated payroll taxes paid to internal sales personnel that are incremental to the acquisition of channel partner and direct customer contracts. These costs are recorded as deferred contract acquisition costs in the consolidated balance sheets. We determine whether costs should be deferred based on our sales compensation plans, if the commissions are in fact incremental and would not have occurred absent the customer contract.

Sales commissions for renewal of a contract are not considered commensurate with the commissions paid for the acquisition of the initial contract given the substantive difference in commission rates in proportion to their respective contract values. Commissions paid upon the initial acquisition of a contract are amortized over an estimated period of benefit of five years while commissions paid for renewal contracts are amortized over the contractual term of the renewals. Amortization of deferred contract acquisition costs is recognized on a straight-line basis commensurate with the pattern of revenue recognition and included in sales and marketing expense in the consolidated statements of operations. We determine the period of benefit for commissions paid for the acquisition of the initial contract by taking into consideration the expected subscription term and expected renewals of our customer contracts, the duration of our relationships with our customers, customer retention data, our technology development lifecycle and other factors. We periodically review the carrying amount of deferred contract acquisition costs to determine whether events or changes in circumstances have occurred that could impact the period of benefit of these deferred costs. We did not recognize any impairment losses of deferred contract acquisition costs during the periods presented.

The activity of the deferred contract acquisition costs consisted of the following:

	Year Ended July 31,		
	2021	2020	2019
	(in thousands)		
Beginning balance	\$ 109,915	\$ 69,785	\$ 55,910
Capitalization of contract acquisition costs	137,673	65,052	32,526
Amortization of deferred contract acquisition costs	(40,558)	(24,922)	(18,651)
Ending balance	\$ 207,030	\$ 109,915	\$ 69,785

The outstanding balance of the deferred contract acquisition costs consisted of the following:

	July 31,	
	2021	2020
	(in thousands)	
Deferred contract acquisition costs	\$ 57,373	\$ 32,240
Deferred contract acquisition costs, noncurrent	149,657	77,675
Total deferred contract acquisition costs	\$ 207,030	\$ 109,915

Sales commissions accrued but not paid as of July 31, 2021 and 2020, totaled \$46.7 million and \$21.0 million, respectively, which are included within accrued compensation in the consolidated balance sheets.

### Note 3. Cash Equivalents and Short-Term Investments

Cash equivalents and short-term investments consisted of the following as of July 31, 2021:

	Amortized Cost	Unrealized Gains	Unrealized Losses	Fair Value
	(in thousands)			
Cash equivalents:				
Money market funds	\$ 167,337	\$ —	\$ —	\$ 167,337
U.S. government agency securities	10,999	—	—	10,999
Total cash equivalents	\$ 178,336	\$ —	\$ —	\$ 178,336
Short-term investments:				
U.S. treasury securities	\$ 387,428	\$ 9	\$ (17)	\$ 387,420
U.S. government agency securities	511,622	144	(34)	511,732
Corporate debt securities	327,512	102	(112)	327,502
Total short-term investments	\$ 1,226,562	\$ 255	\$ (163)	\$ 1,226,654
Total cash equivalents and short-term investments	\$ 1,404,898	\$ 255	\$ (163)	\$ 1,404,990

Cash equivalents and short-term investments consisted of the following as of July 31, 2020:

	<u>Amortized Cost</u>	<u>Unrealized Gains</u>	<u>Unrealized Losses</u>	<u>Fair Value</u>
	(in thousands)			
Cash equivalents:				
Money market funds	\$ 51,690	\$ —	\$ —	\$ 51,690
U.S. treasury securities	39,997	—	(1)	39,996
U.S. government agency securities	14,997	—	—	14,997
Total cash equivalents	<u>\$ 106,684</u>	<u>\$ —</u>	<u>\$ (1)</u>	<u>\$ 106,683</u>
Short-term investments:				
U.S. treasury securities	\$ 415,539	\$ 152	\$ (127)	\$ 415,564
U.S. government agency securities	595,725	186	(114)	595,797
Corporate debt securities	216,879	569	(87)	217,361
Total short-term investments	<u>\$ 1,228,143</u>	<u>\$ 907</u>	<u>\$ (328)</u>	<u>\$ 1,228,722</u>
Total cash equivalents and short-term investments	<u>\$ 1,334,827</u>	<u>\$ 907</u>	<u>\$ (329)</u>	<u>\$ 1,335,405</u>

The amortized cost and fair value of our short-term investments based on their stated maturities consisted of the following as of July 31, 2021:

	<u>Amortized Cost</u>	<u>Fair Value</u>
	(in thousands)	
Due within one year	\$ 800,659	\$ 800,793
Due between one to three years	425,903	425,861
Total	<u>\$ 1,226,562</u>	<u>\$ 1,226,654</u>

Short-term investments that were in an unrealized loss position as of July 31, 2021 consisted of the following:

	<u>Less than 12 Months</u>		<u>Greater than 12 Months</u>		<u>Total</u>	
	<u>Fair Value</u>	<u>Unrealized Losses</u>	<u>Fair Value</u>	<u>Unrealized Losses</u>	<u>Fair Value</u>	<u>Unrealized Losses</u>
	(in thousands)					
U.S. treasury securities	\$ 306,908	\$ (17)	\$ —	\$ —	\$ 306,908	\$ (17)
U.S. government agency securities	104,782	(34)	—	—	104,782	(34)
Corporate debt securities	157,208	(112)	—	—	157,208	(112)
Total	<u>\$ 568,898</u>	<u>\$ (163)</u>	<u>\$ —</u>	<u>\$ —</u>	<u>\$ 568,898</u>	<u>\$ (163)</u>

Short-term investments that were in an unrealized loss position as of July 31, 2020 consisted of the following:

	Less than 12 Months		Greater than 12 Months		Total	
	Fair Value	Unrealized Losses	Fair Value	Unrealized Losses	Fair Value	Unrealized Losses
(in thousands)						
U.S. treasury securities	\$ 347,959	\$ (127)	\$ —	\$ —	\$ 347,959	\$ (127)
U.S. government agency securities	340,503	(113)	5,502	(1)	346,005	(114)
Corporate debt securities	105,953	(87)	—	—	105,953	(87)
Total	<u>\$ 794,415</u>	<u>\$ (327)</u>	<u>\$ 5,502</u>	<u>\$ (1)</u>	<u>\$ 799,917</u>	<u>\$ (328)</u>

We review the individual securities that have unrealized losses in our short-term investment portfolio on a regular basis. We evaluate, among others, whether we have the intention to sell any of these investments and whether it is not more likely than not that we will be required to sell any of them before recovery of the amortized cost basis. Neither of these criteria were met in any period presented. We additionally evaluate whether the decline in fair value of the corporate debt securities below its amortized cost basis is related to credit losses or other factors. Based on this evaluation, we determined that unrealized losses of the above securities were primarily attributable to changes in interest rates and non credit-related factors. Accordingly, we determined that an allowance for credit losses was unnecessary for our short-term investments as of July 31, 2021 and 2020.

We recorded \$3.9 million and \$3.8 million of accrued interest receivable within prepaid expenses and other current assets in the consolidated balance sheets as of July 31, 2021 and 2020, respectively.

### ***Strategic Investments***

During fiscal 2021, we invested an additional \$3.1 million in non-marketable equity securities of privately held companies which do not have a readily determinable fair value. These investments are primarily accounted for under the cost method as we have less than 20% ownership and do not have the ability to exercise significant influence over their operations. The carrying amount of our strategic investments was \$5.1 million and \$2.0 million as of July 31, 2021 and 2020, respectively, which are included within other noncurrent assets in the consolidated balance sheets. There were no material events or circumstances impacting the carrying amount of our strategic investments during the periods presented.

### **Note 4. Fair Value Measurements**

Fair value is defined as the exchange price that would be received from sale of an asset or paid to transfer a liability in the principal or most advantageous market for the asset or liability in an orderly transaction between market participants on the measurement date. We measure our financial assets and liabilities at fair value at each reporting period using a fair value hierarchy which requires us to maximize the use of observable inputs and minimize the use of unobservable inputs when measuring fair value. A financial instrument's classification within the fair value hierarchy is based upon the lowest level of input that is significant to the fair value measurement. Three levels of inputs may be used to measure fair value:

- Level I - Observable inputs are unadjusted quoted prices in active markets for identical assets or liabilities;
- Level II - Observable inputs are quoted prices for similar assets and liabilities in active markets or inputs other than quoted prices that are observable for the assets or liabilities, either directly or indirectly through market corroboration, for substantially the full term of the financial instruments; and
- Level III - Unobservable inputs that are supported by little or no market activity and that are significant to the fair value of the assets or liabilities. These inputs are based on our own assumptions used to measure assets and liabilities at fair value and require significant management judgment or estimation.

Our money market funds are classified within Level I due to the highly liquid nature of these assets and have quoted prices in active markets. Certain of our investments in available-for-sale securities (i.e., U.S. treasury securities, U.S.

government agency securities and corporate debt securities), as well as our assets and liabilities arising from our foreign currency forward contracts, are classified within Level II. The fair value of our Level II financial assets and liabilities is determined by using inputs based on non-binding market consensus prices that are primarily corroborated by observable market data or quoted market prices for similar instruments, for substantially the full term of the financial assets and liabilities.

Assets and liabilities that are measured at fair value on a recurring basis consisted of the following as of July 31, 2021:

	Fair Value	Level I Quoted Prices in Active Markets for Identical Assets	Level II Significant Other Observable Inputs	Level III Significant Unobservable Inputs
	(in thousands)			
<b>Cash equivalents:</b>				
Money market funds	\$ 167,337	\$ 167,337	\$ —	\$ —
U.S. treasury securities	10,999	—	10,999	—
Total cash equivalents	\$ 178,336	\$ 167,337	\$ 10,999	\$ —
<b>Short-term investments:</b>				
U.S. treasury securities	\$ 387,420	\$ —	\$ 387,420	\$ —
U.S. government agency securities	511,732	—	511,732	—
Corporate debt securities	327,502	—	327,502	—
Total short-term investments	\$ 1,226,654	\$ —	\$ 1,226,654	\$ —
Total cash equivalents and short-term investments	\$ 1,404,990	\$ 167,337	\$ 1,237,653	\$ —
<b>Designated derivative instruments:</b>				
Foreign currency contracts assets-current <sup>(1)</sup>	\$ 459	\$ —	\$ 459	\$ —
Foreign currency contracts assets-noncurrent <sup>(2)</sup>	\$ 26	\$ —	\$ 26	\$ —
Foreign currency contracts liabilities-current <sup>(3)</sup>	\$ 1,083	\$ —	\$ 1,083	\$ —
Foreign currency contracts liabilities-noncurrent <sup>(4)</sup>	\$ 42	\$ —	\$ 42	\$ —
<b>Non-designated derivative instruments:</b>				
Foreign currency contracts assets-current <sup>(1)</sup>	\$ 83	\$ —	\$ 83	\$ —
Foreign currency contracts liabilities-current <sup>(3)</sup>	\$ 240	\$ —	\$ 240	\$ —

- (1) Reported as prepaid expenses and other current assets in the consolidated balance sheets.  
(2) Reported as other noncurrent assets in the consolidated balance sheets.  
(3) Reported as accrued expenses and other current liabilities in the consolidated balance sheets.  
(4) Reported as other noncurrent liabilities in the consolidated balance sheets.

Assets that are measured at fair value on a recurring basis consisted of the following as of July 31, 2020:

	Fair Value	Level I Quoted Prices in Active Markets for Identical Assets	Level II Significant Other Observable Inputs	Level III Significant Unobservable Inputs
	(in thousands)			
Cash equivalents:				
Money market funds	\$ 51,690	\$ 51,690	\$ —	\$ —
U.S. treasury securities	39,996	—	39,996	—
U.S. government agency securities	14,997	—	14,997	—
Total cash equivalents	\$ 106,683	\$ 51,690	\$ 54,993	\$ —
Short-term investments:				
U.S. treasury securities	\$ 415,564	\$ —	\$ 415,564	\$ —
U.S. government agency securities	595,797	—	595,797	—
Corporate debt securities	217,361	—	217,361	—
Total short-term investments	\$ 1,228,722	\$ —	\$ 1,228,722	\$ —
Total cash equivalents and short-term investments	\$ 1,335,405	\$ 51,690	\$ 1,283,715	\$ —

We did not have transfers between levels of the fair value hierarchy of assets measured at fair value during the periods presented. Additionally, we did not have derivatives in fiscal 2020.

Refer to Note 9, Convertible Senior Notes, for the carrying amount and estimated fair value of our convertible senior notes as of July 31, 2021 and 2020.

## Note 5. Property and Equipment and Purchased Intangible Assets

Property and equipment consisted of the following:

	Estimated Useful Life	July 31,	
		2021	2020
		(in thousands)	
Hosting equipment	3-4 years	\$ 130,981	\$ 87,418
Computers and equipment	3-5 years	5,599	3,875
Purchased software	3 years	1,311	1,311
Capitalized internal-use software	3 years	39,542	23,081
Furniture and fixtures	5 years	1,021	1,965
Leasehold improvements	Shorter of useful life or lease term	7,339	8,712
Total property and equipment, gross		185,793	126,362
Less: Accumulated depreciation and amortization		(77,217)	(50,628)
Total property and equipment, net		\$ 108,576	\$ 75,734

Purchased intangible assets consist of internet protocol (IP) addresses, which are amortized on a straight-line basis over an estimated useful life of 10 years. As of July 31, 2021, the historical cost and accumulated amortization was \$3.0 million and \$0.4 million, respectively. As of July 31, 2020, the historical cost and accumulated amortization was \$2.5 million and \$0.1 million, respectively. Purchased intangible assets are included within other noncurrent assets in the consolidated balance sheets.

We recognized depreciation and amortization expense on property and equipment and purchased intangible assets of \$29.7 million, \$17.7 million and \$10.4 million in fiscal 2021, fiscal 2020 and fiscal 2019, respectively.

## Note 6. Business Combinations

### *Smokescreen Technologies Private Limited*

On June 1, 2021, we completed the acquisition of Smokescreen Technologies Private Limited (“Smokescreen”), a technology company incorporated in India. Smokescreen is a leader in active defense and deception technology. Smokescreen's cutting-edge capabilities will be integrated into the Zscaler Zero Trust Exchange platform, further building upon our ability to detect sophisticated, highly targeted attacks, ransomware and lateral movement attempts.

Pursuant to the terms of the stock purchase agreement, the aggregate purchase price was approximately \$11.7 million in cash. In connection with this acquisition, we completed a valuation of the acquired intangible assets as of June 1, 2021, in order to allocate the purchase price consideration. The purchase price allocation resulted in the recognition of \$5.7 million of goodwill, \$5.6 million of developed technology and \$2.1 million of customer relationships. The developed technology was valued using a replacement cost approach, which is based on the cost of a market participant to reconstruct a substitute asset of comparable utility. The customer relationships were also valued using the replacement cost approach, which is based on the cost a market participant would incur to generate the acquired portfolio of customers. Goodwill represents the excess of the purchase price paid over the fair value of the net assets acquired and is primarily attributable to the acquired workforce and expected operating synergies. Both goodwill and acquired intangible assets will be fully deductible for income tax purposes. We incurred approximately \$0.5 million of acquisition related costs, which were recorded as general and administrative expenses in fiscal 2021.



The acquisition qualified as a stock transaction for tax purposes. As a result, we recognized a deferred tax liability of approximately \$1.6 million, generated primarily from the difference between the tax basis and fair value of the acquired developed technology, which increased goodwill by the same amount.

The allocation of the purchase price consideration consisted of the following:

	<u>Amount</u>	<u>Estimated Useful Life</u>
	(in thousands)	
<b>Assets acquired:</b>		
Cash and other assets	\$ 1,347	
<b>Acquired intangible assets:</b>		
Developed technology	5,600	5 years
Customer relationships	2,100	5 years
Goodwill	5,686	
<b>Total</b>	<b>\$ 14,733</b>	
<b>Less liabilities assumed:</b>		
Other liabilities	\$ 1,516	
Deferred tax liability	1,558	
<b>Total</b>	<b>\$ 3,074</b>	
<b>Total purchase price consideration</b>	<b>\$ 11,659</b>	

### ***Trustdome Limited***

On April 15, 2021, we completed the acquisition of Trustdome Limited (“Trustdome”), a technology company incorporated in Israel. Trustdome is a leading innovator in Cloud Infrastructure Entitlement Management, which we plan to integrate with our existing Cloud Security Posture Management offering and provide a comprehensive solution for reducing public cloud attack surfaces and improving security posture. With this acquisition, we also have expanded our global footprint with our first development center in Israel.

Pursuant to the terms of the purchase agreement, the aggregate purchase price was approximately \$31.1 million in cash. Additionally, certain of Trustdome's employees who became our employees are entitled to receive deferred merger consideration payable in the form of shares of our authorized common stock and restricted stock units. These awards are subject to time-based vesting and will be recognized as stock-based compensation expense during the post-combination period.

In connection with this acquisition, we completed a valuation of the acquired intangible assets as of April 15, 2021, in order to allocate the purchase price consideration. The purchase price allocation resulted in the recognition of \$23.2 million of goodwill and \$7.2 million of developed technology. The developed technology was valued using a replacement cost approach, which is based on the cost of a market participant to reconstruct a substitute asset of comparable utility. Goodwill represents the excess of the purchase price paid over the fair value of the net assets acquired and is primarily attributable to the acquired workforce and expected operating synergies. Both goodwill and acquired developed technology will be fully deductible for income tax purposes. We incurred approximately \$0.4 million of acquisition related costs, which were recorded as general and administrative expenses in fiscal 2021.

The acquisition qualified as a stock transaction for tax purposes. As a result, we recognized a deferred tax liability for approximately \$0.6 million, generated primarily from the difference between the tax basis and fair value of the acquired developed technology, which increased goodwill by the same amount.

The allocation of the purchase price consideration consisted of the following:

	<u>Amount</u>	<u>Estimated Useful Life</u>
	(in thousands)	
<b>Assets acquired:</b>		
Cash and other assets	\$ 1,611	
<b>Acquired intangible assets:</b>		
Developed technology	7,200	5 years
Goodwill	23,232	
Total	<u>\$ 32,043</u>	
<b>Less Liabilities assumed:</b>		
Other liabilities	\$ 277	
Deferred tax liability	624	
Total	<u>\$ 901</u>	
Total purchase price consideration	<u><u>\$ 31,142</u></u>	

***Edgewise Networks Inc.***

On May 22, 2020, we completed the acquisition of Edgewise Networks Inc. ("Edgewise"), a technology company incorporated in the United States. Edgewise is a pioneer in securing application-to-application communications in public clouds and data centers. Edgewise customers measurably reduce the attack surface to lower the risk of application compromise and data breaches by simplifying the security of east-west communications through identity-based segmentation. With this acquisition, we secure workloads and application-to-application communications for our customers.

Pursuant to the terms of the purchase agreement, the aggregate purchase price consideration was approximately \$30.7 million in cash. Additionally, certain of Edgewise's employees who became our employees are entitled to receive additional consideration in the form of restricted stock units. These awards are subject to time-based vesting and will be recognized as stock-based compensation expense during the post-combination period.

In connection with this acquisition, we completed a valuation of the acquired intangible assets as of May 22, 2020, in order to allocate the purchase price consideration. The purchase price allocation resulted in the recognition of \$16.7 million of goodwill, \$13.9 million of developed technology and \$1.3 million of customer relationships. The developed technology was valued using a replacement cost approach, which is based on the cost of a market participant to reconstruct a substitute asset of comparable utility. The customer relationships were also valued using the replacement cost approach, which is based on the cost a market participant would incur to generate the acquired portfolio of customers. Goodwill represents the excess of the purchase price paid over the fair value of the net assets acquired and is primarily attributable to the acquired workforce and expected operating synergies. Goodwill is not expected to be deductible for income tax purposes. We incurred approximately \$0.6 million of acquisition related costs, which were recorded as general and administrative expenses in fiscal 2020.

The acquisition qualified as a stock transaction for tax purposes. As a result, we recognized a deferred tax liability for approximately \$0.6 million, generated primarily from the difference between the tax basis and fair value of the acquired developed technology and customer relationships, which increased goodwill by the same amount. As we had a full valuation allowance as of July 31, 2020, we recorded an income tax benefit as a result of the reduction of the valuation allowance due to establishment of the deferred tax liability in the consolidated statement of operations in fiscal 2020. Refer to Note 14, Income Taxes, for further information.

The allocation of the purchase price consideration consisted of the following:

	<u>Amount</u>	<u>Estimated Useful Life</u>
	(in thousands)	
Assets acquired:		
Cash and other assets	\$ 294	
Operating lease right-of-use asset	630	
Acquired intangible assets:		
Developed technology	13,900	5 years
Customer relationships	1,300	5 years
Goodwill	16,709	
Total	<u>\$ 32,833</u>	
Less liabilities assumed:		
Accounts payable and accrued liabilities	\$ 333	
Deferred revenue	540	
Operating lease liability	630	
Deferred tax liability	620	
Total	<u>\$ 2,123</u>	
Total purchase price consideration	<u><u>\$ 30,710</u></u>	

### ***Cloudneeti Corporation***

On April 16, 2020, we completed the acquisition of Cloudneeti Corporation ("Cloudneeti"), a technology company incorporated in the United States. Cloudneeti is a cloud security posture management company, which prevents and remediates application misconfigurations in cloud service models, including SaaS; infrastructure as a service, or IaaS; and platform as a service, or PaaS. With this acquisition, we further provide our industry-leading data protection coverage for our customers.

Pursuant to the terms of the purchase agreement, the aggregate purchase price consideration was approximately \$8.9 million in cash. Additionally, certain of Cloudneeti's employees who became our employees are entitled to receive additional consideration payable in the form of restricted stock units. These awards are subject to performance and time-based vesting and will be recognized as stock-based compensation expense during the post-combination period.

In connection with this acquisition, we completed a valuation of the acquired intangible assets as of April 16, 2020, in order to allocate the purchase price consideration. The purchase price allocation resulted in the recognition of \$5.9 million of goodwill and \$3.5 million of developed technology. The developed technology was valued using a replacement cost approach, which is based on the cost of a market participant to reconstruct a substitute asset of comparable utility. Goodwill represents the excess of the purchase price paid over the fair value of the net assets acquired and is primarily attributable to the acquired workforce and expected operating synergies. Goodwill is not expected to be deductible for income tax purposes. We incurred approximately \$0.5 million of acquisition related costs, which were recorded as general and administrative expenses in fiscal 2020.

The acquisition qualified as a stock transaction for tax purposes. As a result, we recognized a deferred tax liability for approximately \$0.5 million, generated primarily from the difference between the tax basis and fair value of the acquired developed technology, which increased goodwill by the same amount. As we have a full valuation allowance as of July 31, 2020, we recorded an income tax benefit as a result of the reduction of the valuation allowance due to establishment of the

deferred tax liability in the consolidated statement of operations in fiscal 2020. Refer to Note 14, Income Taxes, for further information.

The allocation of the purchase price consideration consisted of the following:

	<u>Amount</u>	<u>Estimated Useful Life</u>
	(in thousands)	
Assets acquired:		
Cash and other assets	\$ 66	
Acquired intangible assets:		
Developed technology	3,500	5 years
Goodwill	5,871	
Total	<u>\$ 9,437</u>	
Less liabilities assumed:		
Deferred tax liability	\$ 490	
Other liabilities	12	
Total	<u>\$ 502</u>	
Total purchase price consideration	<u><u>\$ 8,935</u></u>	

***Appsulate, Inc.***

On May 29, 2019, we completed the acquisition Appsulate, Inc. ("Appsulate"), an early stage technology company incorporated in the United States. Pursuant to the terms of the purchase agreement, the aggregate purchase price was approximately \$12.9 million in cash.

In connection with this acquisition, we completed a valuation of the acquired intangible assets as of May 29, 2019, in order to allocate the purchase price consideration. The purchase price allocation resulted in the recognition of \$7.3 million of goodwill and \$7.0 million of developed technology. The developed technology was valued using a replacement cost approach, which is based on the cost a market participant to reconstruct a substitute asset of comparable utility. Goodwill represents the excess of the purchase price paid over the fair value of the net assets acquired and is primarily attributable to the acquired workforce and expected operating synergies. Goodwill is not expected to be deductible for income tax purposes. We incurred approximately \$0.3 million of acquisition related costs, which were recorded as general and administrative expenses in fiscal 2019.

The acquisition qualified as a stock transaction for tax purposes. As a result, we recognized a deferred tax liability for approximately \$1.4 million, generated primarily from the difference between the tax basis and fair value of the acquired developed technology, which increased goodwill by the same amount. As we have a full valuation allowance as of July 31, 2019, we recorded an income tax benefit as a result of the reduction of the valuation allowance due to establishment of the deferred tax liability in the consolidated statement of operations in fiscal 2019. Refer to Note 14, Income Taxes, for further information.

The allocation of the purchase price consideration, consisted of the following:

	<u>Amount</u>	<u>Estimated Useful Life</u>
	(in thousands)	
Assets acquired:		
Cash and cash equivalents	\$ 13	
Acquired intangible assets:		
Developed technology	7,000	4 years
Goodwill	7,281	
Total	\$ 14,294	
Less liabilities assumed:		
Deferred tax liability	\$ 1,422	
Total purchase price consideration	<u>\$ 12,872</u>	

### ***Other acquisitions***

In fiscal 2019, we also completed the acquisition of a technology company for a purchase price approximately \$1.1 million in cash. The goodwill and acquired intangible assets recorded for this acquisition were not material to the consolidated financial statements.

### ***Pro forma Financial Information***

The pro forma financial information from the above business acquisitions, assuming the acquisition had occurred as of the beginning of the fiscal year prior to the fiscal year of the acquisition, as well as revenue and earnings generated during the current fiscal year, were not material for disclosure purposes.

### **Note 7. Derivative Instruments**

We implemented a foreign currency risk management program during the fiscal 2021. As a global business, we are exposed to foreign currency exchange rate risk. Substantially all of our revenue is transacted in U.S. dollars; however, a portion of our cost of revenues and operating expenditures are incurred outside of the United States and are denominated in foreign currencies, making them subject to fluctuations in foreign currency exchange rates. In order to mitigate the impact of foreign currency fluctuations on our future cash flows and earnings, we enter into foreign currency forward contracts, which we designate as cash flow hedges. All cash flow hedges were considered effective during fiscal 2021.

As of July 31, 2021, the total notional amount of our outstanding foreign currency forward contracts was \$118.9 million for designated and \$28.2 million for non-designated foreign currency forward contracts. The maximum length of time over which forecasted foreign currency denominated operating expenses are hedged is 18 months. Substantially all of the unrealized gains and losses related to our cash flow hedges are expected to be released into earnings over the next 12 months. Refer to Note 4, Fair Value Measurements, for the fair value of our derivative instruments as reported on the consolidated balance sheet as of July 31, 2021.

During the fiscal 2021, the unrealized gains and losses related to our cash flow hedges that were recognized in AOCI and the gains and losses reclassified into the consolidated statement of operations were not material. During fiscal 2021, changes in the fair value of our non-designated derivative instruments recorded in other income, net within the consolidated statement of operations were not material.

Our derivative contracts expose us to credit risk to the extent that the counterparties may be unable to meet the terms of the underlying contracts. We mitigate this credit risk by transacting with major financial institutions with high credit ratings and standards. We periodically assess the creditworthiness of our counterparties to ensure they continue to meet our credit quality requirements. We also enter into master netting arrangements, which permit net settlement of transactions with the same counterparty. The potential impact of these rights of set-off associated with our derivative instruments was not material as of July 31, 2021. We are not required to pledge, and are not entitled to receive, cash collateral related to these derivative instruments. We do not enter into derivative contracts for trading or speculative purposes.

## Note 8. Goodwill and Acquired Intangible Assets

### Goodwill

The changes in the carrying amount of goodwill consisted of the following:

	Amount (in thousands)
Balance as of July 31, 2020	\$ 30,059
Goodwill acquired	28,918
Balance as of July 31, 2021	\$ 58,977

### Acquired Intangible Assets

Acquired intangible assets consist of developed technology and customer relationships acquired through our business combinations and asset acquisitions. Acquired intangible assets are amortized using the straight-line method over their useful lives.

Acquired intangible assets subject to amortization consisted of the following as of July 31, 2021 and 2020:

	Gross Carrying Amount			Accumulated Amortization			Net Carrying Amount		Weighted Average Remaining Useful life
	July 31, 2020	Additions	July 31, 2021	July 31, 2020	Amortization Expense July 31, 2021	July 31, 2021	July 31, 2020	July 31, 2021	July 31, 2021
	(in thousands)								(years)
Developed technology	\$ 26,856	\$ 12,800	\$ 39,656	\$ (4,206)	\$ (6,468)	\$ (10,674)	\$ 22,650	\$ 28,982	4.0
Customer relationships	1,460	2,100	3,560	(86)	(327)	(413)	1,374	3,147	4.5
Total	\$ 28,316	\$ 14,900	\$ 43,216	\$ (4,292)	\$ (6,795)	\$ (11,087)	\$ 24,024	\$ 32,129	4.0

As of July 31, 2020, the weighted-average useful life for developed technology and customer relationships was 4.2 years and 4.7 years, respectively.

During fiscal 2021, in connection with the acquisitions of Smokescreen and Trustdome, we acquired developed technology and customer relationships with a fair value of \$12.8 million and \$2.1 million, respectively, and each of them with an estimated useful life of 5.0 years. For further information refer to Note 6, Business Combinations.

Amortization expense of acquired intangible assets was \$6.8 million, \$3.4 million and \$0.9 million in fiscal 2021, fiscal 2020 and fiscal 2019, respectively. Amortization expense of developed technology and customer relationships is recorded primarily within cost of revenue and sales and marketing expenses, respectively, in the consolidated statements of operations.

Future amortization expense of acquired intangible assets consisted of the following as of July 31, 2021:

<b>Year ending July 31,</b>	<b>Amortization Expense</b>
	<b>(in thousands)</b>
2022	\$ 8,678
2023	8,181
2024	6,741
2025	6,038
2026	2,491
Total	<u>\$ 32,129</u>

### Note 9. Convertible Senior Notes

On June 25, 2020, we issued \$1,150.0 million in aggregate principal amount of 0.125% Convertible Senior Notes due 2025 (the “Notes”), including the exercise in full by the initial purchasers of the Notes of their option to purchase an additional \$150.0 million principal amount of the Notes. The Notes bear interest at a rate of 0.125% per year and interest is payable semiannually in arrears on January 1 and July 1 of each year, beginning on January 1, 2021. The Notes mature on July 1, 2025, unless earlier converted, redeemed or repurchased. The total net proceeds from the offering, after deducting initial purchase discounts and other debt issuance costs, was \$1,130.5 million.

The Notes are unsecured obligations and do not contain any financial covenants or restrictions on the payments of dividends, the incurrence of indebtedness or the issuance or repurchase of securities by us or any of our subsidiaries.

The following table presents details of the Notes:

	<b>Initial Conversion Rate per \$1,000 Principal</b>	<b>Initial Conversion Price</b>	<b>Initial Number of Shares</b>
			<b>(in thousands)</b>
Notes	6.6315 shares	\$150.80	7,626

The Notes are convertible at the option of the holders at any time prior to the close of business on the business day immediately preceding April 1, 2025, only under the following circumstances:

- During any fiscal quarter commencing after the fiscal quarter ending on October 31, 2020 (and only during such fiscal quarter), if the last reported sale price of our common stock for at least 20 trading days (whether or not consecutive) during a period of 30 consecutive trading days ending on and including, the last trading day of the immediately preceding fiscal quarter is greater than or equal to 130% of the conversion price of the Notes on each applicable trading day;
- During the five-business day period after any five consecutive trading day period (the “measurement period”) in which the trading price per \$1,000 principal amount of the Notes for each trading day of the measurement period was less than 98% of the product of the last reported sale price of our common stock and the conversion rate of the Notes on each such trading day;
- If we call any or all of the Notes for redemption, the Notes called for redemption (or, at our election all Notes) may be submitted for conversion at any time prior to the close of business on the second scheduled trading day immediately preceding the redemption date; or



- upon the occurrence of specified corporate events as set forth within the indenture governing the Notes.

On or after April 1, 2025, until the close of business on the second scheduled trading day immediately preceding the maturity date, holders may convert, all or any portion of their Notes at any time, in multiples of \$1,000 principal amount, at their option regardless of the foregoing circumstances. Upon conversion, we will satisfy the conversion obligation by paying or delivering, as the case may be, cash, shares of our common stock or a combination of cash and shares of our common stock, at our election. It is our current intent to settle the principal amount of the Notes in cash.

During the three months ended July 31, 2021, the conditional conversion feature of the Notes was triggered as the last reported sale price of our common stock was greater than or equal to 130% of the conversion price of the Notes for at least 20 trading days during the period of 30 consecutive trading days ending on July 30, 2021 (the last trading day of the fiscal quarter). Accordingly, the Notes are currently convertible, in whole or in part, at the option of the holders from August 1, 2021 through October 31, 2021. Whether the Notes will be convertible following such period will depend on the continued satisfaction of this condition or another conversion condition in the future. During fiscal 2021 and fiscal 2020, none of the Notes have been converted. Since we have the election of repaying the Notes in cash, shares of our common stock, or a combination of both, we continued to classify the Notes as a noncurrent liability in the consolidated balance sheet as of July 31, 2021.

We may not redeem the Notes prior to July 5, 2023. On or after July 5, 2023, and prior to the 21st scheduled trading day immediately preceding the maturity date, we may redeem for cash all or any portion of the Notes, at our option, if the last reported sale price of our common stock has been at least 130% of the conversion price then in effect for at least 20 trading days (whether or not consecutive) during any 30 consecutive trading day period (including the last trading day of such period) ending on, and including, the trading day immediately preceding the date on which we provide notice of redemption at a redemption price equal to 100% of the principal amount of the Notes to be redeemed, plus accrued and unpaid interest to, but excluding, the redemption date. No sinking fund is provided for the Notes. If we redeem less than all the outstanding Notes, and only Notes called for redemption may be converted in connection with such partial redemption, at least \$100.0 million aggregate principal amount of Notes must be outstanding and not subject to such partial redemption as of the relevant redemption notice date.

In the event of a corporate event that constitutes a “fundamental change (as defined in the indenture governing the Notes),” holders of the Notes will have the right, at their option to require us to repurchase for cash all or any portion of the Notes upon the occurrence of a fundamental change, at a purchase price equal to 100% of the principal amount of the Notes plus any accrued and unpaid interest, up to but excluding, the date of such repurchase. In addition, following certain corporate events that occur prior to the maturity date, or if we issue a notice of redemption, we will, in certain circumstances, increase the conversion rate for a holder who elects to convert its Notes in connection with such corporate event or notice of redemption, as the case may be.

In accounting for the issuance of the Notes and the related transaction costs, we separated the Notes into liability and equity components. The carrying amount of the liability component was initially calculated by measuring the fair value of similar liabilities that do not have associated convertible features utilizing the interest rate of 5.75%. The carrying amount of the equity component representing the conversion option was \$278.5 million and was determined by deducting the fair value of the liability component from the par value of the Notes. This difference represents the debt discount that is amortized to interest expense over the term of the Notes using the effective interest rate method. The equity component was recorded in additional paid-in capital and is not remeasured as long as it continues to meet the conditions for equity classification.

Total issuance costs of \$19.5 million related to the Notes were allocated between liability, totaling \$14.8 million, and equity, totaling \$4.7 million, in the same proportion as the allocation of the total proceeds to the liability and equity components. Issuance costs attributable to the liability component are being amortized to interest expense over the term of the Notes. The excess of the principal amount of the liability component over its carrying amount is amortized to interest expense over the contractual term of the Notes at an effective interest rate of 6.03%. The issuance costs attributable to the equity component were netted against additional paid-in capital. The amount recorded for the equity component of the Notes was \$273.4 million, net of allocated issuance costs of \$4.7 million and deferred tax impact of \$0.4 million.

The net carrying amount of the liability component of the Notes is as follows:

	<b>July 31,</b>	
	<b>2021</b>	<b>2020</b>
	(in thousands)	
Principal amount	\$ 1,150,000	\$ 1,150,000
Less:		
Unamortized debt discount	224,527	273,829
Unamortized debt issuance costs	11,935	14,556
Net carrying amount	<u>\$ 913,538</u>	<u>\$ 861,615</u>

The following table sets forth total interest expense recognized related to the Notes:

	<b>Year Ended July 31,</b>	
	<b>2021</b>	<b>2020</b>
	(in thousands)	
Contractual interest expense	\$ 1,441	\$ 140
Amortization of debt discount	49,302	4,638
Amortization of debt issuance costs	2,621	247
Total	<u>\$ 53,364</u>	<u>\$ 5,025</u>

The total fair value of the Notes was \$1,931.7 million and \$1,307.5 million as of July 31, 2021 and 2020, respectively. The fair value was determined based on the closing trading price per \$1,000 of the Notes as of the last day of trading for the period. We consider the fair value of the Notes as of July 31, 2021 and 2020 to be a Level II measurement as they are not actively traded. The fair value of the Notes is primarily affected by the trading price of our common stock and market interest rates.

### ***Capped Calls***

In connection with the pricing of the Notes, we entered into capped call transactions with the option counterparties (the "Capped Calls"). The Capped Calls each have an initial strike price of \$150.80 per share, subject to certain adjustments, which corresponds to the initial conversion price of the Notes. The Capped Calls have an initial cap price of \$246.76 per share, subject to certain adjustments. The Capped Calls are generally expected to reduce potential dilution to our common stock upon any conversion of the Notes and/or offset any cash payments we are required to make in excess of the principal amount of the converted Notes, as the case may be, with such reduction and/or offset subject to a cap. The Capped Calls are subject to adjustment upon the occurrence of specified extraordinary events affecting us, including merger events, tender offers and the announcement of such events. In addition, the Capped Calls are subject to certain specified additional disruption events that may give rise to a termination of the Capped Calls, including nationalization, insolvency or delisting, changes in law, failures to deliver, insolvency filings and hedging disruptions. For accounting purposes, the Capped Calls are

separate transactions, and not part of the terms of the Notes. As the Capped Calls qualify for a scope exception from derivative accounting for instruments that are both indexed to the issuer's own stock and classified in stockholder's equity in its statement of financial position, the premium of \$145.2 million paid for the purchase of the Capped Calls was recorded as a reduction to additional paid-in capital and will not be remeasured. As of July 31, 2021, we have not exercised any Capped Call options.

## Note 10. Operating Leases

The following is a summary of our operating lease costs:

	Year Ended July 31,					
	2021			2020		
	Real Estate Arrangements	Co-Location Arrangements	Total	Real Estate Arrangements	Co-Location Arrangements	Total
	(in thousands)					
Operating lease, including imputed interest	\$ 6,442	\$ 14,504	\$ 20,946	\$ 5,020	\$ 8,582	\$ 13,602
Short-term lease cost	1,527	694	2,221	1,399	904	2,303
Variable lease cost	3,192	3,244	6,436	1,508	1,715	3,223
Sublease income	(199)	—	(199)	(126)	—	(126)
Total operating lease costs	\$ 10,962	\$ 18,442	\$ 29,404	\$ 7,801	\$ 11,201	\$ 19,002
Weighted-average remaining lease term (in years)	4.7	1.9		5.1	2.0	
Weighted-average discount rate	4.4 %	2.3 %		4.8 %	3.2 %	

The following table presents information about our leases in the consolidated balance sheets:

	July 31,					
	2021			2020		
	Real Estate Arrangements	Co-Location Arrangements	Total	Real Estate Arrangements	Co-Location Arrangements	Total
	(in thousands)					
Operating lease right-of-use assets	\$ 20,829	\$ 23,510	\$ 44,339	\$ 16,990	\$ 19,129	\$ 36,119
Operating lease liabilities, current	\$ 5,388	\$ 14,454	\$ 19,842	\$ 5,307	\$ 10,293	\$ 15,600
Operating lease liabilities, noncurrent	\$ 20,424	\$ 10,801	\$ 31,225	\$ 17,849	\$ 10,174	\$ 28,023

Cash paid, net of tenant incentives for amounts included in the measurement of operating lease liabilities was \$22.1 million and \$7.6 million for fiscal 2021 and fiscal 2020, respectively.

For fiscal 2019, the rent expense and bandwidth and co-location expenses were \$3.0 million and \$13.8 million, respectively. Rent expense prior to fiscal 2020 was recognized in accordance with ASC 840, Leases, using the straight-line method over the term of the lease.

Maturities of operating lease liabilities consisted of the following as of July 31, 2021:

	Real Estate Arrangements	Co-Location Arrangements	Total
Year ending July 31,	(in thousands)		
2022	\$ 6,333	\$ 14,834	\$ 21,167
2023	5,992	8,047	14,039
2024	5,291	2,893	8,184
2025	4,994	—	4,994
2026	5,015	—	5,015
Thereafter	840	—	840
Total future minimum lease payments	28,465	25,774	54,239
Less: Imputed interest	2,653	519	3,172
Total	\$ 25,812	\$ 25,255	\$ 51,067

As of July 31, 2021, we have entered into non-cancelable operating leases with a term greater than 12 months that have not yet commenced with undiscounted future minimum payments of \$10.1 million, which are excluded from the above table. These operating leases will commence between August 2021 and October 2022 with lease terms ranging from 1.7 years to 4.0 years.

#### **Note 11. Commitments and Contingencies**

##### ***Non-cancelable Purchase Obligations***

In the normal course of business, we enter into non-cancelable purchase commitments with various third parties to purchase products and services such as technology equipment, subscription-based cloud service arrangements, corporate and marketing events and consulting services. As of July 31, 2021 and 2020, we had outstanding non-cancelable purchase obligations with a term of 12 months or longer of \$25.2 million and \$20.0 million, respectively.

The maturities of non-cancelable purchase obligations with a term of 12 months or longer consisted of the following as of July 31, 2021:

	Amount
Year ending July 31,	(in thousands)
2022	\$ 10,118
2023	13,401
2024	1,725
Total	\$ 25,244

## ***Legal Matters***

### *Symantec Litigation*

On December 12, 2016 and April 18, 2017, Symantec Corporation ("Symantec") filed two separate complaints in the U.S. District Court for the District of Delaware, alleging that "Zscaler's cloud security platform" infringed multiple U.S. patents held by Symantec (the "Symantec Cases"). The complaints in the Symantec Cases sought compensatory damages, injunctions, enhanced damages and attorney fees. In July and August 2017, the Symantec Cases were transferred to the U.S. District Court for the Northern District of California. On November 4, 2019, Broadcom, Inc. ("Broadcom") announced the completion of its acquisition of certain assets and assumption of certain liabilities of Symantec's enterprise security business, including all rights, titles, and interests in the patents asserted in the Symantec Cases.

On January 12, 2020, we entered into a settlement and patent license agreement with CA, Inc., a Broadcom affiliate, pursuant to which the Symantec Cases were dismissed with prejudice effective as of January 13, 2020. In connection with the settlement, we made a payment of \$15.0 million to Broadcom, and Broadcom provided us with patent licenses, a release and a covenant not to sue. We determined that there is no material future economic benefit from the acquired Broadcom license and accordingly, we recorded an expense of \$15.0 million within general and administrative expenses in the consolidated statement of operations in fiscal 2020.

### *Finjan Litigation*

On December 5, 2017, Finjan, Inc. filed a complaint, in the U.S. District Court for the Northern District of California, alleging that certain of our products infringed four U.S. patents held by Finjan, Inc. and seeking compensatory damages, an injunction, enhanced damages and attorney fees. On April 30, 2019, we entered into patent license and settlement agreements with Finjan, Inc. and its affiliates (collectively "Finjan"), resolving all claims in the lawsuit, and made a payment of \$7.3 million to Finjan, Inc. Pursuant to the agreements, Finjan provided us with a worldwide fully paid license to the broader Finjan patent portfolio, releases for past damages, and covenants not to sue. On May 1, 2019, the court dismissed Finjan, Inc.'s complaint with prejudice. We determined that there is no material future economic benefit from the acquired Finjan license and accordingly, we recorded an incremental expense of \$4.1 million within general and administrative expenses in the consolidated statement of operations in fiscal 2019. In prior fiscal years, we had recorded accruals related to this litigation totaling \$3.2 million.

### *Other Litigation and Claims*

We are a party to various litigation matters from time to time and subject to claims that arise in the ordinary course of business, including patent, commercial, product liability, employment, class action, whistleblower and other litigation and claims, as well as governmental and other regulatory investigations and proceedings. In addition, third parties may from time to time assert claims against us in the form of letters and other communications. There is no pending or threatened legal proceeding to which we are a party that, in our opinion, is likely to have a material adverse effect on our future financial results or operations; however, the results of litigation and claims are inherently unpredictable. Regardless of the outcome, litigation can have an adverse impact on us because of defense and settlement costs, diversion of management resources and other factors. The expense of litigation and the timing of this expense from period to period are difficult to estimate, subject to change and could adversely affect our results of operations.

## Note 12. Common Stock

Holders of our common stock are entitled to one vote for each share of common stock held and are not entitled to receive dividends unless declared by our board of directors.

### *Common Stock Reserved for Future Issuance*

The following table summarizes our shares of common stock reserved for future issuance:

	<b>July 31, 2021</b>
	<b>(in thousands)</b>
Equity awards outstanding:	
Stock options	2,597
Unvested restricted stock units	7,312
Committed unvested performance stock awards, based on the target number of shares	1,097
Committed unvested shares of common stock not yet issued related to our acquisition of Edgewise and Trustdome	128
Unvested performance stock awards	260
Share purchase rights committed under the employee stock purchase plan	344
Equity awards available for future grants:	
Equity incentive plans	21,316
Employee stock purchase plan	3,368
Stock reserved for settlement of the Convertible Senior Notes	7,626
<b>Total</b>	<b>44,048</b>

## Note 13. Stock-Based Compensation

### *Equity Incentive Plans*

We adopted the Fiscal Year 2018 Equity Incentive Plan (the "2018 Plan") in fiscal 2018 and the 2007 Stock Plan (the "2007 Plan") in fiscal 2008, collectively referred to as the "Plans." Equity incentive awards which may be granted to eligible participants under the Plans include restricted stock units, restricted stock, stock options, nonstatutory stock options, stock appreciation rights, performance units and performance shares. With the establishment of the 2018 Plan, we no longer grant stock-based awards under the 2007 Plan and any shares underlying stock options that expire or terminate or are forfeited or repurchased by us under the 2007 Plan are automatically transferred to the 2018 Plan.

As of July 31, 2021, a total of 31.7 million shares of common stock have been reserved for the issuance of equity awards under the 2018 Plan, of which 21.3 million shares were available for grant. The number of shares of common stock available for issuance under the 2018 Plan also includes an annual increase on the first day of each fiscal year pursuant to its automatic annual increase provision.

### *Stock Options*

The stock option activity consisted of the following for fiscal 2021:

	Outstanding Stock Options	Weighted- Average Exercise Price	Weighted- Average Remaining Contractual Term (in years)	Aggregate Intrinsic Value
(in thousands, except per share amounts)				
Balance as of July 31, 2020	5,175	\$8.90	4.0	\$ 625,904
Granted	—	\$—		
Exercised	(2,466)	\$7.39		\$ 421,789
Canceled, forfeited or expired	(112)	\$8.31		
Balance as of July 31, 2021	<u>2,597</u>	\$10.37	3.2	<u>\$ 585,829</u>
Exercisable and expected to vest as of July 31, 2020	<u>2,546</u>	\$6.46	3.5	<u>\$ 314,111</u>
Exercisable and expected to vest as of July 31, 2021	<u>1,777</u>	\$8.53	2.9	<u>\$ 404,151</u>

The aggregate intrinsic value of the options exercised represents the difference between the fair value of our common stock on the date of exercise and their exercise price. The total intrinsic value of options exercised for fiscal 2021, fiscal 2020 and fiscal 2019 was \$421.8 million, \$242.4 million and \$300.9 million, respectively. The weighted-average grant-date fair value per share of awards granted for fiscal 2020 was \$22.76.

We estimated the fair value of stock options using the Black-Scholes option pricing model with the following assumptions:

	Year Ended July 31 <sup>(1)</sup> 2020
Expected term (in years)	6.1
Expected stock price volatility	46.1%
Risk-free interest rate	1.7%
Dividend yield	0.0%

<sup>(1)</sup> There were no stock options granted during fiscal 2021 and fiscal 2019.

### ***Restricted Stock Units and Performance Stock Awards***

The 2018 Plan allows for the grant of RSUs. Generally, RSUs are subject to a four-year vesting period, with 25% of the shares vesting approximately one year from the vesting commencing date and quarterly thereafter over the remaining vesting term.

The 2018 Plan allows for the grant of PSAs. The right to earn the PSAs is subject to achievement of the defined performance metrics and continuous employment service. The performance metrics are defined and approved by the compensation committee of our board of directors or by our senior management for certain types of awards. Generally, earned PSAs are subject to additional time-based vesting.

PSAs related to the fiscal 2019 performance period, totaling approximately 0.5 million shares with a weighted-average grant date fair value per share of \$36.90, were forfeited effective at the end of fiscal 2019, resulting in a reversal of \$3.8 million of accrued stock-based compensation expense recognized in the nine months ended April 30, 2019. Accordingly, no stock-based compensation expense was recognized for these awards in fiscal 2019.

As of July 31, 2021, we determined that the service inception date for 0.1 million PSAs preceded the grant date, and we recognized \$13.1 million of stock-based compensation expense associated with these PSAs in fiscal 2021.

As of July 31, 2021, there were 0.7 million outstanding PSAs for which the performance metrics have not been defined as of such date. Accordingly, such awards are not considered granted for accounting purposes as of July 31, 2021 and have been excluded from the below table.

The activity of RSUs and PSAs consisted of the following for fiscal 2021:

	<b>Underlying Shares</b>	<b>Weighted-Average Grant Date Fair Value</b>	<b>Aggregate Intrinsic Value</b>
	<b>(in thousands, except per share data)</b>		
Balance as of July 31, 2020	8,553	\$60.72	<u>\$ 1,110,694</u>
Granted	2,910	\$172.79	
Vested	(2,953)	\$63.05	\$ 530,027
Canceled or forfeited	(747)	\$71.09	
Balance as of July 31, 2021	<u>7,763</u>	<u>\$100.84</u>	<u>\$ 1,831,376</u>

### ***Employee Stock Purchase Plan***

We adopted the Fiscal Year 2018 Employee Stock Purchase Plan (the "ESPP") in the third quarter of fiscal 2018. As of July 31, 2021, a total of 6.0 million shares of common stock have been reserved for issuance under the ESPP, out of which 3.7 million shares were available for grant. The number of shares reserved includes an annual increase on the first day of each fiscal year pursuant to its automatic annual increase provision. The ESPP provides for consecutive offering periods that will typically have a duration of approximately 24 months in length and is comprised of four purchase periods of approximately six months in length. The offering periods are scheduled to start on the first trading day on or after June 15 and December 15 of each year. During fiscal 2021, fiscal 2020 and fiscal 2019, employees purchased approximately 0.3 million, 0.8 million and 1.1 million shares of common stock, respectively, under the ESPP at an average purchase price of \$75.92, \$18.76 and \$14.53, respectively with proceeds of \$25.7 million, \$15.3 million and \$16.4 million, respectively.



ESPP employee payroll contributions accrued as of July 31, 2021 and 2020, was \$5.2 million and \$3.5 million, respectively, and are included within accrued compensation in the consolidated balance sheets. Payroll contributions accrued as of July 31, 2021 will be used to purchase shares at the end of the current ESPP purchase period ending on December 15, 2021. Payroll contributions ultimately used to purchase shares are reclassified to stockholders' equity on the purchase date.

The fair value of the purchase right for the ESPP was estimated on the grant date using the Black-Scholes option-pricing model with the following assumptions:

	Year Ended July 31,		
	2021	2020	2019
Expected term (in years)	0.5 - 2.0	0.5 - 2.0	0.5 - 2.0
Expected stock price volatility	46.2% - 67.4%	53.6% - 73.6%	44.0% - 61.9%
Risk-free interest rate	0.1% - 0.2%	0.2% - 1.7%	1.9% - 2.7%
Dividend yield	0.0%	0.0%	0.0%

### *Deferred Merger Consideration*

In connection with the acquisition of Trustdome, as further described in Note 6, Business Combinations, certain former employees who became our employees are entitled to receive a deferred merger consideration payable in shares of our authorized common stock and RSUs. These awards are subject to time-based vesting. The fair value of these awards of approximately \$10.1 million will be recognized as stock-based compensation expense on a straight-line basis over the vesting period within research and development expenses in the consolidated statements of operations.

In connection with the acquisition of Edgewise, as further described in Note 6, Business Combinations, certain former employees who became our employees are entitled to receive a deferred merger consideration payable in shares of our authorized common stock. These awards are subject to time-based vesting. The fair value of these awards of approximately \$9.3 million will be recognized as stock-based compensation expense on a straight-line basis over the vesting period within research and development expenses in the consolidated statements of operations.

### *Stock-based Compensation Expense*

The components of stock-based compensation expense recognized in the consolidated statements of operations consisted of the following:

	Year Ended July 31,		
	2021	2020	2019
	(in thousands)		
Cost of revenue	\$ 14,036	\$ 7,318	\$ 2,926
Sales and marketing	133,115	66,539	23,118
Research and development	67,803	30,173	15,090
General and administrative	43,581	17,365	5,289
Total	\$ 258,535	\$ 121,395	\$ 46,423

As of July 31, 2021, the unrecognized stock-based compensation cost related to outstanding equity-based awards, including awards for which the service inception date has been met but the grant date has not been met, was \$729.2 million, which we expect to be amortized over a weighted-average period of 2.9 years.

During fiscal 2021, fiscal 2020 and fiscal 2019, we capitalized \$6.3 million, \$4.4 million and \$0.5 million, respectively, of stock-based compensation associated with the development of software for internal-use.

#### Note 14. Income Taxes

The following table sets forth the geographical breakdown of the income (loss) before the provision for income taxes:

	Year ended July 31,		
	2021	2020	2019
	(in thousands)		
Domestic	\$ (275,189)	\$ (123,085)	\$ (34,145)
International	18,011	10,357	6,233
Loss before provision for income taxes	\$ (257,178)	\$ (112,728)	\$ (27,912)

The following table sets forth the components of the provision for income taxes:

	Year ended July 31,		
	2021	2020	2019
	(in thousands)		
Current:			
Federal	\$ —	\$ —	\$ —
State	126	45	64
Foreign	7,104	4,013	2,325
Total current tax expense	7,230	4,058	2,389
Deferred:			
Federal	(349)	(864)	(1,431)
State	(3)	(243)	(107)
Foreign	(2,027)	(563)	(108)
Total deferred tax expense	(2,379)	(1,670)	(1,646)
Total provision for income taxes	\$ 4,851	\$ 2,388	\$ 743

The following table presents the reconciliation of the statutory federal income tax rate to our effective tax rate:

	Year ended July 31,		
	2021	2020	2019
Tax at federal statutory rate	21.0 %	21.0 %	21.0 %
State taxes	—	0.2	0.1
Impact of foreign rate differential	0.4	—	(0.9)
Meals and entertainment	(0.1)	(0.2)	(1.9)
Stock-based compensation	43.9	37.0	147.2
Provision to return adjustments	0.1	(0.3)	1.2
U.S. tax credits	4.1	6.8	10.0
Change in valuation allowance	(70.6)	(65.0)	(176.9)
Withholding tax	(0.7)	(1.1)	(2.4)
Other	—	(0.5)	(0.1)
Effective tax rate	<u>(1.9)%</u>	<u>(2.1)%</u>	<u>(2.7)%</u>

Our estimated effective tax rate for the periods presented differs from the U.S. statutory rate primarily due to our foreign earnings which are taxed at different rates than the U.S. statutory rate, as well as the benefit of stock compensation deductions, offset by the impact of the valuation allowance we maintain against our U.S. federal and state deferred tax assets. During fiscal 2020 and fiscal 2019, we recognized an income tax benefit of \$1.1 million and \$1.4 million, respectively, as a result of a release in our valuation allowance on deferred tax assets due to deferred taxes recorded as part of the acquisition accounting of Cloudneeti, Edgewise and Appulate. Refer to Note 6, Business Combinations, for further information.

The following table presents the tax effects of temporary differences that give rise to significant portions of our deferred tax assets and liabilities:

	July 31,	
	2021	2020
	(in thousands)	
Deferred tax assets:		
Net operating losses carryovers	\$ 341,777	\$ 149,430
Accruals and reserves	7,769	3,896
Deferred revenue	33,028	27,123
Tax credits carryovers	42,225	23,573
Stock-based compensation	21,849	14,218
Property and equipment	1,273	1,002
Operating lease liabilities	10,505	8,571
Other	742	33
Gross deferred tax assets	459,168	227,846
Less: Valuation allowance	(345,756)	(130,236)
Total deferred tax assets	\$ 113,412	\$ 97,610
Deferred tax liabilities:		
Intangible assets	\$ (6,341)	\$ (4,224)
Deferred contract acquisition costs	(46,709)	(24,727)
Convertible senior notes	(50,593)	(61,071)
Operating lease right-of-use assets	(9,069)	(6,978)
Other	—	(131)
Total deferred tax liabilities	\$ (112,712)	\$ (97,131)
Net deferred tax assets	\$ 700	\$ 479

A deferred tax liability has not been recognized on the excess of the amount for financial reporting over the tax basis of investments in foreign subsidiaries that are indefinitely reinvested outside the U.S. Income taxes are generally incurred upon a repatriation of assets, a sale, or a liquidation of the subsidiary. The excess of the amount for financial reporting over the tax basis in the investments in foreign subsidiaries, as well as the unrecognized deferred tax liability, are not material for the periods presented.

The following table presents the change in the valuation allowance:

	Year ended July 31,		
	2021	2020	2019
	(in thousands)		
Balance as of the beginning of the period	\$ 130,236	\$ 103,732	\$ 45,578
Change during the period	215,520	26,504	58,154
Balance as of the end of the period	\$ 345,756	\$ 130,236	\$ 103,732

The realization of deferred tax assets is dependent upon the generation of sufficient taxable income of the appropriate character in future periods. We regularly assess the ability to realize our deferred tax assets and establish a valuation allowance if it is more-likely-than-not that some portion of the deferred tax assets will not be realized. We weigh all available positive and negative evidence, including our earnings history and results of recent operations, scheduled reversals of

deferred tax liabilities, projected future taxable income, and tax planning strategies. Due to the weight of objectively verifiable negative evidence, including our history of losses, we believe that it is more likely than not that our U.S. federal and, state deferred tax assets will not be realized as of July 31, 2021 and 2020, and as such, we have maintained a full valuation allowance against such deferred tax assets. During fiscal 2019, we determined that due to the weight of objectively verifiable negative evidence, our U.K. deferred tax assets are no longer more likely than not to be realized in the future and a full valuation allowance was recorded and has been maintained as of July 31, 2021 and 2020.

The amount of the deferred tax asset considered realizable, however, could be adjusted if estimates of future taxable income during the carryforward period are reduced or increased or if objective negative evidence in the form of cumulative losses is no longer present and additional weight may be given to subjective evidence such as our projections for growth. In the event we determine that we will be able to realize all or part of our net deferred tax assets in the future, the valuation allowance against our deferred tax assets will be reversed in the period in which we make such determination. The release of a valuation allowance may cause greater volatility in the effective tax rate in the periods in which the valuation allowance is released. The valuation allowance against our U.S. federal, state and U.K. deferred tax assets increased by \$215.5 million, \$26.5 million and \$58.2 million in fiscal 2021, fiscal 2020 and fiscal 2019, respectively. The increase in the valuation allowance in fiscal 2021, fiscal 2020 and fiscal 2019 was related to tax losses for which insufficient positive evidence exists to support their realizability.

As of July 31, 2021 and 2020, we have net operating loss carryforwards for U.S. federal income tax purposes of \$1,421.0 million and \$626.3 million, respectively, which are available to offset future federal taxable income. Beginning in 2027, \$177.7 million of the federal net operating losses will begin to expire. The remaining \$1,243.3 million of the federal net operating losses will carry forward indefinitely. As of July 31, 2021 and 2020, we have net operating loss carryforwards for state income tax purposes of \$396.3 million and \$177.1 million, respectively. Beginning in 2024, \$300.1 million of state net operating losses will begin to expire at different periods. The remaining \$96.3 million of state net operating losses will carry forward indefinitely. As of July 31, 2021 and 2020, we had foreign net operating loss carryforward of \$54.6 million and \$19.5 million, respectively, all of which will be carried forward indefinitely. Beginning in 2027, \$0.9 million of foreign net operating losses will begin to expire. The remaining \$53.7 million of foreign net operating losses will carry forward indefinitely.

As of July 31, 2021, we had federal and California research and development tax credit carryforwards of approximately \$34.7 million and \$26.1 million, respectively. If not utilized, the federal credit carryforwards will begin expiring at different periods beginning in 2033. The California credit will be carried forward indefinitely.

Federal and state tax laws impose restrictions on the utilization of net operating loss and research and development tax credit carryforwards in the event of a change in our ownership as defined by the Internal Revenue Code, Sections 382 and 383. Under Section 382 and 383 of the Code, substantial changes in our ownership and the ownership of acquired companies may limit the amount of net operating loss and research and development tax credit carryforwards that are available to offset taxable income. The annual limitation would not automatically result in the loss of net operating loss or research and development tax credit carryforwards but may limit the amount available in any given future period.

We are subject to income taxes in the U.S. and various foreign jurisdictions. As of July 31, 2021, all years are open for examination and may become subject to examination in the future. Significant judgment is required in evaluating our tax positions and determining our income tax expense for the fiscal year. During the ordinary course of business, there are transactions and calculations for which the ultimate tax determination is uncertain. Our estimate of the potential outcome of any tax position is subject to management's assessment of relevant risks, facts and circumstances existing at that time. These unrecognized tax benefits are established when we believe that certain positions might be challenged despite the belief that our tax return positions are fully supportable. We recognize interest and penalties associated with our unrecognized tax

benefits as a component of our income tax expense. For the periods presented, we did not have material interest or penalties associated with the unrecognized tax benefits in the consolidated financial statements.

We had \$18.5 million of gross unrecognized tax benefits as of July 31, 2021, none of which would affect our effective tax rate if recognized due to our U.S. valuation allowance. The gross unrecognized tax benefits relate to income tax positions which, if recognized, would be in the form of additional deferred tax assets that would be offset by a valuation allowance. As of July 31, 2021, we do not believe that our estimates, as otherwise provided for, on such tax positions will significantly increase or decrease within the next twelve months.

The changes in our gross unrecognized tax benefits for fiscal 2021 consisted of the following:

	<u>Amount</u> <u>(in thousands)</u>
Balance as of July 31, 2019	\$ 4,427
Gross increase for tax positions of prior fiscal years	1,611
Gross increase for tax positions of current fiscal years	4,471
Balance as of July 31, 2020	10,509
Gross (decrease) for tax positions of prior fiscal years	(581)
Gross increase for tax positions of current fiscal year	8,573
Balance as of July 31, 2021	<u>\$ 18,501</u>

#### Note 15. Net Loss Per Share

Basic net loss per share is computed by dividing the net loss by the weighted-average number of shares of common stock outstanding during the period, less shares subject to repurchase. The diluted net loss per share is computed by giving effect to all potential dilutive common stock equivalents outstanding for the period. For purposes of this calculation, our stock options, shares subject to repurchase from early exercised stock options, share purchase rights under the employee stock purchase plan, unvested RSUs, unvested PSAs and shares related to the Notes are considered to be potential common stock equivalents.

Since we have reported net losses for all periods presented, we have excluded all potentially dilutive securities from the calculation of the diluted net loss per share as their effect is antidilutive and accordingly, basic and diluted net loss per share is the same for all periods presented.

The following table sets forth the computation of basic and diluted net loss per share:

	<u>Year Ended July 31,</u>		
	<u>2021</u>	<u>2020</u>	<u>2019</u>
	<u>(in thousands, except per share data)</u>		
Net loss	\$ (262,029)	\$ (115,116)	\$ (28,655)
Weighted-average shares used in computing net loss per share, basic and diluted	135,654	129,323	123,566
Net loss per share, basic and diluted	<u>\$ (1.93)</u>	<u>\$ (0.89)</u>	<u>\$ (0.23)</u>

The following table summarizes the outstanding potentially dilutive securities that were excluded from the computation of diluted net loss per share because the impact of including them would have been antidilutive:

	July 31,		
	2021	2020	2019
	(in thousands)		
Unvested RSUs and shares of common stock	7,440	8,088	4,274
Stock options	2,597	5,175	8,861
Unvested PSAs <sup>(1)</sup>	562	723	—
Share purchase rights under the ESPP	344	568	913
Convertible senior notes <sup>(2)</sup>	7,626	—	—
Total	<u>18,569</u>	<u>14,554</u>	<u>14,048</u>

<sup>(1)</sup> The number of unvested PSAs is estimated at 100% of the target number of shares granted and excludes unvested PSAs for which performance conditions have not been established as of July 31, 2021, as they are not considered outstanding for accounting purposes. Refer to Note 13, Stock-Based Compensation, for further information.

<sup>(2)</sup> The shares underlying the conversion option in the Notes were not considered in the calculation of diluted net loss per share as the effect would have been antidilutive. Based on the initial conversion price, the entire outstanding principal amount of the Notes as of July 31, 2021 would have been convertible into approximately 7.6 million shares of our common stock, which is reflected in the above table. As we expect to settle the principal amount of the Notes in cash, only the amount by which the conversion value exceeds the aggregate principal amount of the Notes (the "conversion spread") is considered in the diluted earnings per share computation under the treasury stock method. The conversion spread has a dilutive impact on diluted net income per share when the average market price of our common stock for a given reporting period exceeds the initial conversion price of \$150.80 per share for the Notes. As of July 31, 2021, we have not received any conversion notices for the Notes. In connection with the issuance of the Notes, we entered into Capped Calls, which will not be included in the computation of the number of diluted shares outstanding, as their effect would be antidilutive. The Capped Calls are expected to partially offset the potential dilution to our common stock upon any conversion of the Notes.

#### Note 16. Segment and Geographic Information

Our chief operating decision maker ("CODM") is our chief executive officer. We derive our revenue primarily from sales of subscription services to our cloud platform and related support services. Our CODM reviews financial information presented on a consolidated basis for the purposes of allocating resources and evaluating financial performance. Accordingly, we determined that we operate as one operating segment.

Our long-lived assets consist of property and equipment and operating lease right-of-use assets, which are summarized by geographic area as follows:

	July 31,	
	2021	2020
	(in thousands)	
United States	\$ 112,251	\$ 74,264
Rest of the world	40,664	37,589
Total	<u>\$ 152,915</u>	<u>\$ 111,853</u>

Refer to Note 2, Revenue Recognition for information on revenue by geography.

**Note 17. 401(k) Plan**

We have a defined-contribution plan intended to qualify under Section 401 of the Internal Revenue Code (the "401(k) Plan"). We contract with a third-party provider to act as a custodian and trustee, and to process and maintain the records of participant data. We make matching contributions to the plan for our employees.



## **Item 9. Changes in and Disagreements with Accountants on Accounting and Financial Disclosure**

None.

### **Item 9A. Controls and Procedures**

#### ***Evaluation of Disclosure Controls and Procedures***

We maintain “disclosure controls and procedures,” as defined in Rule 13a–15(e) and Rule 15d–15(e) under the Exchange Act that are designed to provide reasonable assurance that information required to be disclosed by a company in the reports that it files or submits under the Exchange Act is recorded, processed, summarized and reported, within the time periods specified in the SEC’s rules and forms. Disclosure controls and procedures include, without limitation, controls and procedures designed to provide reasonable assurance that information required to be disclosed by a company in the reports that it files or submits under the Exchange Act is accumulated and communicated to our management, including our principal executive and principal financial officers, as appropriate to allow timely decisions regarding required disclosure.

Our management, with the participation of our Chief Executive Officer and our Chief Financial Officer, has evaluated the effectiveness of our disclosure controls and procedures as of July 31, 2021. Based on such evaluation, our Chief Executive Officer and Chief Financial Officer have concluded that, as of such date, our disclosure controls and procedures were effective at the reasonable assurance level.

#### ***Management's Report on Internal Control Over Financial Reporting***

Our management is responsible for establishing and maintaining adequate “internal control over financial reporting,” as defined in Rule 13a-15(f) and Rule 15d-15(f) under the Exchange Act. Our management conducted an evaluation of the effectiveness of our internal control over financial reporting as of July 31, 2021 based on the criteria established in *Internal Control - Integrated Framework* (2013) issued by the Committee of Sponsoring Organizations of the Treadway Commission.

Based on the results of its evaluation, management concluded that our internal control over financial reporting was effective as of July 31, 2021. The effectiveness of our internal control over financial reporting as of July 31, 2021 has been audited by PricewaterhouseCoopers LLP, an independent registered public accounting firm, as stated in its report which is included in Item 8 of this Form 10-K.

#### ***Changes in Internal Control Over Financial Reporting***

There was no change in our internal control over financial reporting identified in connection with the evaluation required by Rule 13a-15(d) and 15d-15(d) of the Exchange Act that occurred during the fiscal quarter ended July 31, 2021 that has materially affected, or is reasonably likely to materially affect, our internal control over financial reporting.

#### ***Inherent Limitations on Effectiveness of Controls***

Our management, including our Chief Executive Officer and Chief Financial Officer, believes that our disclosure controls and procedures and internal control over financial reporting are designed to provide reasonable assurance of achieving their objectives and are effective at the reasonable assurance level. However, our management does not expect that our disclosure controls and procedures or our internal control over financial reporting will prevent or detect all errors and all fraud. A control system, no matter how well conceived and operated, can provide only reasonable, not absolute, assurance that the objectives of the control system are met. Further, the design of a control system must reflect the fact that there are resource constraints, and the benefits of controls must be considered relative to their costs. Because of the inherent limitations in all control systems, no evaluation of controls can provide absolute assurance that all control issues and instances of fraud, if any, have been detected. These inherent limitations include the realities that judgments in decision making can be faulty, and that breakdowns can occur because of a simple error or mistake. Additionally, controls can be circumvented by the individual acts of some persons, by collusion of two or more people or by management override of the controls. The design

of any system of controls also is based in part upon certain assumptions about the likelihood of future events, and there can be no assurance that any design will succeed in achieving its stated goals under all potential future conditions; over time, controls may become inadequate because of changes in conditions, or the degree of compliance with policies or procedures may deteriorate. Because of the inherent limitations in a cost-effective control system, misstatements due to error or fraud may occur and not be detected.

**Item 9B. Other Information**

None.

## PART III

### **Item 10. Directors, Executive Officers and Corporate Governance**

The information required by this Item (other than the information set forth in the next paragraph) will be included in our definitive proxy statement for our 2021 annual meeting of stockholders (the "2021 Proxy Statement"), which will be filed with the SEC within 120 days after the end of our fiscal year ended July 31, 2021, and is incorporated herein by reference.

We have adopted a code of business conduct and ethics (the "Code of Conduct") that applies to all of our employees, executive officers and directors. The full text of the Code of Conduct is available on our website at [ir.zscaler.com](http://ir.zscaler.com). The nominating and corporate governance committee of our board of directors is responsible for overseeing the Code of Conduct and must approve any waivers of the Code of Conduct for employees, executive officers and directors. We expect that any amendments to the Code of Conduct, or any waivers of its requirements, will be disclosed on our website, as required by applicable law or the listing standards of The Nasdaq Global Market.

### **Item 11. Executive Compensation**

The information required by this item is incorporated herein by reference to our 2021 Proxy Statement.

### **Item 12. Security Ownership of Certain Beneficial Owners and Management and Related Stockholder Matters**

The information required by this item is incorporated herein by reference to our 2021 Proxy Statement.

### **Item 13. Certain Relationships and Related Transactions, and Director Independence**

The information required by this item is incorporated herein by reference to our 2021 Proxy Statement.

### **Item 14. Principal Accountant Fees and Services**

The information required by this item is incorporated herein by reference to our 2021 Proxy Statement.

## PART IV

### Item 15. Exhibits, Financial Statement Schedule

#### (a)(1) Financial Statements

See Index to Financial Statements in Item 8 of this Annual Report on Form 10-K.

#### (a)(2) Financial Statement Schedule

All financial statement schedules have been omitted as the information is not required under the related instructions or is not applicable or because the information required is already included in the financial statements or the notes to those financial statements.

#### (a)(3) Exhibits

We have filed the exhibits listed on the accompanying Exhibit Index, which is incorporated herein by reference.

### Item 16. Form 10-K Summary

None.

## SIGNATURES

Pursuant to the requirements of Section 13 or 15(d) of the Securities Exchange Act of 1934, the Registrant has duly caused this report to be signed on its behalf by the undersigned, thereunto duly authorized.

Zscaler, Inc.

September 16, 2021

/s/ Remo Canessa

Remo Canessa

Chief Financial Officer



**Incorporated by Reference**

Exhibit Number	Exhibit Description	Form	File No.	Exhibit	Filing Date	Filed Herewith
3.1	Amended and Restated Certificate of Incorporation.	10-Q	001-38413	3.1	June 7, 2018	
3.2	Amended and Restated Bylaws.	10-Q	001-38413	3.2	June 7, 2018	
4.1	Amended and Restated Investors' Rights Agreement among the Registrant and certain holders of its capital stock, dated as of July 24, 2015.	S-1	333-223072	4.1	February 16, 2018	
4.2	Form of common stock certificate of the Registrant.	S-1	333-223072	4.2	February 16, 2018	
4.3	Description of Capital Stock.	10-K	001-38413	4.3	September 18, 2019	
4.4	Indenture, dated as of June 25, 2020, by and between the Registrant and U.S. Bank National Association, as Trustee.	8-K	001-38413	4.1	June 25, 2020	
4.5	Form of Note, representing Registrant's 0.125% Convertible Senior Notes due 2025 (included as Exhibit A to the Indenture filed as Exhibit 4.4).	8-K	001-38413	4.1	June 25, 2020	
10.1	Form of Indemnification Agreement between the Registrant and each of its directors and executive officers.	S-1	333-223072	10.1	February 16, 2018	
10.2+	Fiscal Year 2018 Equity Incentive Plan and related form agreements.	10-K	001-38413	10.2	September 18, 2019	
10.3+	Fiscal Year 2018 Employee Stock Purchase Plan and related form agreements.	S-1/A	333-223072	10.3	March 13, 2018	
10.4+	2007 Stock Plan and related form agreements.	S-1/A	333-223072	10.4	March 5, 2018	
10.5+	Employee Incentive Compensation Plan.	S-1	333-223072	10.5	February 16, 2018	
10.6+	Change of Control and Severance Policy.	S-1	333-223072	10.7	February 16, 2018	
10.7+	Employment Agreement between the Registrant and Jagtar S. Chaudhry, dated as of August 23, 2017.	S-1	333-223072	10.8	February 16, 2018	
10.8+	Offer Letter between the Registrant and Remo Canessa, dated as of January 8, 2017.	S-1	333-223072	10.10	February 16, 2018	
10.9+	Offer Letter between the Registrant and Robert Schlossman, dated as of December 22, 2015.	S-1	333-223072	10.11	February 16, 2018	
10.10+	Offer Letter between the Registrant and Dali Rajic, dated as of September 6, 2019.	10-Q	001-38413	10.1	December 8, 2020	
10.11+	Offer Letter between the Registrant and Amit Sinha, dated as of October 18, 2010.	S-1	333-223072	10.12	February 16, 2018	
10.12+	Offer Letter between the Registrant and Karen Blasing, dated as of December 23, 2016.	S-1	333-223072	10.14	February 16, 2018	
10.13+	Offer Letter between the Registrant and Andrew Brown, dated as of October 14, 2015.	S-1	333-223072	10.15	February 16, 2018	
10.14+	Offer Letter between the Registrant and Scott Darling, dated as of November 16, 2016.	S-1	333-223072	10.16	February 16, 2018	
10.15+	Offer Letter between the Registrant and Charles Giancarlo, dated as of November 22, 2016.	S-1	333-223072	10.17	February 16, 2018	
10.16	Office Lease Agreement, by and between the Registrant and SRI Eleven Row LLC, dated as of June 30, 2015.	S-1	333-223072	10.18	February 16, 2018	
10.17	First Amendment to Office Lease Agreement, by and between the Registrant and SRI Eleven Row LLC, dated as of October 30, 2015.	S-1	333-223072	10.19	February 16, 2018	
10.18†	Sublease, by and between Registrant and Micron Technology, Inc.	10-Q	001-38413	10.1	June 5, 2019	
10.19	Form of Confirmation for Capped Call Transactions.	8-K	001-38413	10.1	June 25, 2020	
21.1	Significant subsidiaries of the Registrant.					X
23.1	Consent of PricewaterhouseCoopers LLP, Independent Registered Public Accounting Firm.					X
24.1	Power of Attorney (incorporated by reference to the signature page to this Annual Report on Form 10-K).					X
31.1	Certification of the Principal Executive Officer pursuant to Exchange Act Rules 13a-14(a) and 15d-14(a), as adopted pursuant to Section 302 of the Sarbanes-Oxley Act of 2002.					X

31.2	Certification of the Principal Financial Officer pursuant to Exchange Act Rules 13a-14(a) and 15d-14(a), as adopted pursuant to Section 302 of the Sarbanes-Oxley Act of 2002.	X
32.1*	Certification of the Principal Executive Officer and Principal Financial Officer pursuant to 18 U.S.C. Section 1350, as adopted pursuant to Section 906 of the Sarbanes-Oxley Act of 2002.	X
101.INS	XBRL Instance Document	X
101.SCH	XBRL Taxonomy Extension Schema Document	X
101.CAL	XBRL Taxonomy Extension Calculation Linkbase Document	X
101.DEF	XBRL Taxonomy Extension Definition Linkbase Document	X
101.LAB	XBRL Taxonomy Extension Label Linkbase Document	X
101.PRE	XBRL Taxonomy Extension Presentation Linkbase Document	X

---

+ Indicates management contract or compensatory plan or arrangement.

† Certain portions of this exhibit (indicated by "[\*\*\*]") have been omitted as Registrant determined the omitted information (i) is not material and (ii) would be competitively harmful to Registrant if publicly disclosed.

\* The certifications furnished in Exhibit 32.1 hereto are deemed to accompany this Annual Report on Form 10-K and will not be deemed "filed" for purposes of Section 18 of the Securities Exchange Act of 1934, as amended, except to the extent that the registrant specifically incorporates it by reference.



## POWER OF ATTORNEY

KNOW ALL PERSONS BY THESE PRESENTS, that each person whose signature appears below hereby constitutes and appoints Jagtar Chaudhry and Remo Canessa, and each of them, as his or her true and lawful attorney-in-fact and agent with full power of substitution, for him or her in any and all capacities, to sign any and all amendments to this report, and to file the same, with exhibits thereto and other documents in connection therewith, with the Securities and Exchange Commission, granting unto said attorney-in-fact, proxy, and agent full power and authority to do and perform each and every act and thing requisite and necessary to be done in connection therewith, as fully for all intents and purposes as he or she might or could do in person, hereby ratifying and confirming all that said attorney-in-fact, proxy and agent, or his substitute, may lawfully do or cause to be done by virtue hereof.

Pursuant to the requirements of the Securities Exchange Act of 1934, this report has been signed by the following persons on behalf of the registrant and in the capacities and on the dates indicated.

<u>Signature</u>	<u>Title</u>	<u>Date</u>
<u>/s/ Jagtar Chaudhry</u> Jagtar Chaudhry	President, Chief Executive Officer and Chairman of the Board of Directors (Principal Executive Officer)	September 16, 2021
<u>/s/ Remo Canessa</u> Remo Canessa	Chief Financial Officer (Principal Accounting and Financial Officer)	September 16, 2021
<u>/s/ Karen Blasing</u> Karen Blasing	Director	September 16, 2021
<u>/s/ Andrew Brown</u> Andrew Brown	Director	September 16, 2021
<u>/s/ Scott Darling</u> Scott Darling	Director	September 16, 2021
<u>/s/ Charles Giancarlo</u> Charles Giancarlo	Director	September 16, 2021
<u>/s/ David Schneider</u> David Schneider	Director	September 16, 2021
<u>/s/ Amit Sinha</u> Amit Sinha	Director	September 16, 2021
<u>/s/ Eileen Naughton</u> Eileen Naughton	Director	September 16, 2021





# Corporate Information

## Corporate Executives

### Jay Chaudhry

President, Chief Executive Officer and Chairman of the Board of Directors

### Remo Canessa

Chief Financial Officer

### Amit Sinha

President of Research and Development, Operations and Customer Service, Chief Technology Officer

### Dali Rajic

President Go-To-Market and Chief Revenue Officer

### Robert Schlossman

Chief Legal Officer and Secretary

## Board of Directors

### Jay Chaudhry

President, Chief Executive Officer and Chairman of the Board of Directors

### Karen Blasing

Former Chief Financial Officer, Guidewire Software

### Andrew Brown

Chief Executive Officer and Co-Founder, Sand Hill East

### Scott Darling

President, Dell Technologies Capital

### Charles Giancarlo

Chief Executive Officer, Pure Storage

### Eileen Naughton

Former Chief People Officer, Google

### David Schneider

General Partner, Coatue Management

### Amit Sinha

President of Research and Development, Operations and Customer Service, Chief Technology Officer

## Corporate Information

### Corporate Auditors

Zscaler Inc  
120 Holger Way  
San Jose, California 95134, USA  
T: +1.408.533.0288  
F: +1 408.868.4089  
www.zscaler.com

### Common Stock Listing

Nasdaq  
Ticker Symbol: ZS

### Annual Meeting

Wednesday, January 5, 2022, at 1 p.m. PST  
Virtual Meeting

### Registrar and Transfer Agent

For questions regarding your account, changes of address or consolidation of accounts, please contact the Company's transfer agent:

America Stock Transfer & Trust Company,  
6201 15th Avenue  
Brooklyn, NY 11219  
T: (800) 937.5449 or +1 708.921.8124

### Legal Counsel

Wilson Sonsini Goodrich & Rosati  
Professional Corporation  
Palo Alto, California

### Independent Auditors

PricewaterhouseCoopers  
San Jose, California

### Investor Relations

Zscaler, Inc.  
Investor Relations  
120 Holger Way  
San Jose, California 95134  
ir@zscaler.com



120 Holger Way  
San Jose, CA 95134

Zscaler™ and the other trademarks listed at <https://www.zscaler.com/legal/trademarks> are either (i) registered trademarks or service marks or (ii) trademarks or service marks of Zscaler, Inc. in the United States and/or other countries. Any other trademarks are the properties of their respective owners.