


# A Strong Foundation



# A Strong Foundation




## *People*

Ours is a business of people helping people.

## *Service*

We are here to serve patients, families and communities.

Firmly rooted in the culture of service that defines us and squarely focused on the future we are defining, LHC Group stands strong. We are more than a provider of healthcare services in communities across the nation. Today, we are a source of healthcare solutions nationwide. Our proven post-acute care delivery model is keeping costs down, reducing avoidable hospitalizations and, most importantly, helping thousands of frail, elderly men and women remain where they most want to be — in the comfort of home.



*Quality*

In all we do, our focus is quality above all else.

*Finance*

We operate with discipline and efficiency to remain strong.

*Ethics*

We will never place prosperity above integrity.

*Growth*

It is our obligation to care for as many as we can.



We believe patients, families, physicians and hospitals are our partners in the delivery of excellent care.



## Growing upward

From our home health and hospice agencies to our long-term acute care hospitals, LHC Group has emerged as an integral part of the new healthcare continuum.

### *Our Mission*

We provide exceptional care and unparalleled service to patients and families who have placed their trust in us.

### *Our Vision*

We will improve the quality of life in the United States by transforming the delivery of healthcare services.

## *To Our Valued Stakeholders*

All across our nation, health care is coming home.

Now as never before, there is growing recognition among federal regulators, insurers and our elected representatives that home-based care is a proven antidote to the ails of a fragmented delivery system and rising healthcare costs. I believe today, just as I did when my wife and I founded this company in 1994, that post-acute care is a critical component of a streamlined and efficient care continuum.

As we look to 2012 and beyond, our LHC Group family is uniquely positioned to thrive as a new era of integration and accountability dawns. With more than 300 locations in 19 states, we are an established leader in the delivery of home health, hospice, long-term acute care and private duty services. Our nearly 8,000 employees provide high-quality and compassionate care to nearly 90,000 patients annually. And we are the preferred post-acute care partner for leading hospitals and health systems around the country — operating more than 100 joint venture locations nationwide.

Our foundation is strong, and we are prepared to expand our proven care model to new communities and states around the country. We are also actively developing new partnerships as an ever-increasing number of hospitals seek our expertise to reduce acute-care hospitalization rates and foster integration.


Most importantly, we stand ready to meet the growing  
healthcare needs of an aging population that




*Keith G. Myers*

Chairman and  
Chief Executive Officer

Average Daily Census



Net Service Revenue (\$ in millions)



*Nearly 40 percent of LHC Group's home health providers achieved HomeCare Elite status in 2011. This independent ranking recognizes the nation's top home health agencies based on quality of care, process measure implementation and financial performance.*

values the independence and dignity home-based care provides. We have never been more focused on our vision to transform the delivery of healthcare services in our country — improving quality of life for every patient we serve.

*Anchored by our roots, branching out for the future*

As we chart our course, all of us at LHC Group are firmly grounded in the culture of service that has propelled us to where we are today. From our company's beginning, we found clarity of purpose in one simple phrase — It's all about helping people. Those five words define us still. Everything we do begins with people — the employees we hire, the patients we help, the families we comfort, the communities we serve. Simply put, we are in the **PEOPLE** business.

We understand our success is predicated on a talented, engaged work force. Employee engagement fuels employee satisfaction, which, in turn, drives patient satisfaction and organizational success.

To that end, we strive to hire the most competent person available for every open position in our company, utilizing both objective and subjective measures to ensure a fit with our values-based culture. Then, through initiatives such as internal credentialing programs, we support our employees' professional development to foster engagement and retention. In 2012, we are allocating a quarter-million dollars to the acquisition of a new learning management system to further support employee development.

We also invest in the maturation of our leadership. Since 2009, nearly 1,000 LHC Group leaders have completed a combined 14,000 hours of leadership development training. We partner with the Studer Group for leadership coaching, as well.

By hiring and retaining the right employees, we fulfill our commitment to **SERVICE**.

The customers we serve are many — from our patients and their families to our hospital partners, referral sources, payers and communities. We aspire to be the post-acute provider of choice for each of these customer groups.

Service to our patients is centered on the quality of health care we deliver and the compassion with which we deliver it. We regularly solicit feedback from our patients through Press Ganey patient satisfaction surveys, and we conduct two post-discharge

follow-up calls with each of our home health patients to ensure their needs have been met.

We serve our communities as responsible corporate citizens. At both the national and local level, we provide financial and volunteer support for those organizations and causes devoted to community health and wellness. In 2011, we were proud to provide financial support for the Meals On Wheels Association of America, the American Heart Association and the American Cancer Society to name just a few.



We remain committed to Joint Commission accreditation as a measure of quality. Ninety percent of our home health and hospice locations have earned accreditation, and we expect to achieve 100 percent accreditation in 2012.

Finally, we serve our physician, payer and hospital partners by helping prevent avoidable readmissions as mandated by the Patient Protection and Affordable Care Act. Through our evidence-based care transition program and aggressive patient monitoring, LHC Group has achieved a 30-day readmission rate of 16 percent — significantly better than the national average of 20 percent. And in 2011, we launched our groundbreaking T3 initiative — an industry-leading program that leverages care transitions, patient triage and training to break the cycle of chronic readmission.


We recognize physicians and hospitals are the backbone of the American healthcare system, and we seek to serve as an extension of their healing mission through the delivery of high-quality post-acute care.

In each of our service lines, we employ objective criteria to measure the quality of care we provide. We understand **QUALITY** is defined by patient outcomes. Outcomes are the yardstick by which we measure our clinical performance.


In 2011, nearly 40 percent of our home health providers achieved HomeCare Elite recognition. This independent ranking recognizes the top 25 percent of home health providers nationwide based on quality of care, process measure implementation and financial performance.

We also remain steadfast in our commitment to Joint Commission accreditation. Whereas just seven percent of home health agencies nationwide have achieved Joint Commission


Admissions



Locations



Employees



In 2011, LHC Group professionals delivered superior patient care at more than 300 locations in 19 states.

accreditation, our home health and hospice locations will have achieved 100 percent accreditation by the end of 2012. Our long-term acute care hospitals have also been recognized as clinical leaders, with more than half of our nine LTAC hospitals earning Quality Respiratory Care Recognition from the American Association for Respiratory Care for 2012.


We understand our company exists to improve the well-being of the patients in our care. For our home health patients and private duty clients, that means living independently and in the comfort of home as long as possible. For those in our long-term acute care hospitals, it means recovery from devastating and complex medical conditions. And for those in hospice care, it means living the best life possible and dying with dignity. When we do those things well, we have fulfilled our mission.

We **FINANCE** our mission through responsible management and stewardship. Since our company's founding, we have proven our ability to not only achieve short-term financial success but also deliver long-term value.

We will never focus on short-term return at the expense of long-term viability. Rather, through the appropriate management of risk and the continuous evaluation of strategic opportunities, we create value for our shareholders while also positioning our company for the future. In 2011, we weathered reimbursement cuts, as well as increased

regulatory oversight in the form of new therapy requirements and the face-to-face encounter rule. Despite these challenges, our company's net service revenue increased to \$633.9 million, and our number of total patient visits climbed to nearly 3.5 million.

Going forward, we are following a strategic plan that positions us to withstand additional reimbursement reductions and achieve year-over-year organic volume growth of 5 to 7 percent.







## Branching out

Our foundation is strong, and we are prepared to expand our proven care model to new communities and states around the country. We are also actively developing new partnerships as an ever-increasing number of hospitals seek our expertise to reduce acute-care hospitalization rates and foster integration.



We are also aggressively moving forward with our companywide conversion to point-of-care technology. More than 60 locations had transitioned to point-of-care at year's end, and we expect to have successfully converted 100 percent of our home health, hospice and private duty locations by the end of 2013. This significant capital investment is already resulting in efficiency and margin improvements, and we anticipate this positive impact will continue to grow as the conversion progresses.

---

Because of the infrastructure we have built, because of the foundation we have laid, our company is prepared to embark on a period of significant **GROWTH**. Whatever the future may hold for post-acute care — from the advent of accountable care organizations to the rise of bundled payment initiatives — LHC Group is uniquely poised to thrive in new healthcare delivery models.

We are the preeminent post-acute care partner for hospitals and health systems nationwide, and, through our joint venture relationships, we can effectively and efficiently participate in ACOs, bundling and other innovative approaches to care delivery. Going forward, our proven operating model, sophisticated infrastructure and technology investments, coupled with our focus on clinical outcomes and commitment to compliance, will enable us to grow even as our industry faces additional reimbursement cuts and increasingly complex regulatory requirements.

We willingly accept our obligation as a post-acute care leader to expand our sphere of influence, bringing our innovative model of hospital and post-acute care alignment to communities across the country. We believe in the power of partnership and collaboration to transform healthcare delivery nationwide.

---

In everything we do, we are guided by an unwavering commitment to **ETHICS**. We measure our success not only in what we accomplish but also in how we accomplish it. At LHC Group, achievement without integrity is failure.

For the fifth consecutive year, LHC Group was named one of “America’s 100 Best Small Companies” by *Forbes* magazine in 2011. In addition, we were recognized as one of the nation’s “100 Fastest-Growing Companies” by *Fortune* magazine for the second consecutive year.

Our company's robust compliance program continues to be a model for the industry, and we invest more than \$2 million annually in compliance efforts. Key initiatives include our comprehensive training and education program through which all LHC Group employees complete intensive compliance training annually — and all new employees undergo detailed compliance training within the first 60 days of employment.

We also conduct rigorous auditing and monitoring in each of our agencies on an ongoing basis, and every employee is encouraged to report compliance concerns via our "Integrity Line" compliance hotline.

Within LHC Group, from the boardroom to the bedside, we always strive to do that which is right, that which is ethical and that which is in the best interest of the patients and communities we serve. It has been that way since our beginning as a single home health agency in rural Louisiana, and so it will be as we go forward as a national leader in post-acute care.

Even as we grow, we hold tight to our roots — branching out, yes, but always drawing strength from the ideals and values that have shaped us into the vibrant, successful company we are today.

Sincerely,




**Keith G. Myers**  
Chairman and Chief Executive Officer

*In alignment with our mission of service, LHC Group in 2011 provided financial support to national charitable organizations, including the Meals On Wheels Association of America, the American Heart Association and the American Cancer Society, as well as numerous local charities in the communities we serve.*

## Financial Highlights

	Year Ended December 31,	
(in thousands, except for per share data)	2011	2010
Net service revenue	\$ 633,872	\$ 631,567
Cost of service revenue	352,346	326,521
Gross margin	281,526	305,046
Provision for bad debts	12,320	7,607
Settlement with government agencies	65,000	—
General and administrative expenses	210,588	201,837
Operating income (loss)	(6,382)	95,602
Interest expense	(1,018)	(134)
Gain (loss) on the sale of assets and entities	59	(7)
Non-operating (loss) income	1,722	812
Income (loss) from continuing operations before income taxes and noncontrolling interest	(5,619)	96,273
Income tax expense (benefit)	(1,968)	31,727
Income (loss) from continuing operations	(3,651)	64,546
Loss from discontinued operations (net of income tax benefit of \$55)	—	—
Net income (loss)	(3,651)	64,546
Less net income attributable to noncontrolling interest	9,593	15,787
Net income (loss) attributable to LHC Group Inc.	(13,244)	48,759
Redeemable noncontrolling interests	—	41
Net income (loss) available to LHC Group Inc.'s common stockholders	\$ (13,244)	\$ 48,800
Earnings per share — basic:		
Income (loss) from continuing operations attributable to LHC Group Inc.	\$ (0.73)	\$ 2.69
Loss from discontinued operations attributable to LHC Group Inc.	—	—
Net income (loss) attributable to LHC Group Inc.	(0.73)	2.69
Redeemable noncontrolling interest	—	—
Net income (loss) attributable to LHC Group Inc.'s common stockholders	\$ (0.73)	\$ 2.69
Earnings per share — diluted:		
Income (loss) from continuing operations attributable to LHC Group Inc.	\$ (0.73)	\$ 2.68
Loss from discontinued operations attributable to LHC Group Inc.	—	—
Net income (loss) attributable to LHC Group Inc.	(0.73)	2.68
Redeemable noncontrolling interest	—	—
Net income (loss) attributable to LHC Group Inc.'s common stockholders	(0.73)	2.68
Weighted average shares outstanding:		
Basic	18,265,118	18,119,183
Diluted	18,265,118	18,226,091

A Strong  
Foundation



**UNITED STATES SECURITIES AND EXCHANGE COMMISSION**

Washington, D.C. 20549

**Form 10-K**

ANNUAL REPORT PURSUANT TO SECTION 13 OR 15(d) OF THE SECURITIES EXCHANGE ACT OF 1934  
For the fiscal year ended December 31, 2011

or

TRANSITION REPORT PURSUANT TO SECTION 13 OR 15(d) OF THE SECURITIES EXCHANGE ACT OF 1934  
For the transition period from \_\_\_\_\_ to \_\_\_\_\_

**Commission file number: 001-33989**

**LHC GROUP, INC.**

*(Exact name of registrant as specified in its charter)*

**Delaware**

*(State or other jurisdiction of incorporation or organization)*

**71-0918189**

*(I.R.S. Employer Identification No.)*

**420 West Pinhook Rd, Suite A  
Lafayette, Louisiana 70503**

*(Address of principal executive offices)*

**(337) 233-1307**

*(Registrant's telephone number, including area code)*

**Securities registered pursuant to Section 12(b) of the Exchange Act:**

**Common Stock, par value \$.01 per share**

*(Title of each class)*

**NASDAQ Global Select Market**

*(Name of each exchange on which registered)*

**Securities registered pursuant to Section 12(g) of the Exchange Act:**

**None**

Indicate by check mark if the registrant is a well-known seasoned issuer, as defined in Rule 405 of the Securities Act. Yes  No

Indicate by check mark if the registrant is not required to file reports pursuant to Section 13 or Section 15(d) of the Act. Yes  No

Indicate by check mark whether the registrant (1) has filed all reports required to be filed by Section 13 or 15(d) of the Securities Exchange Act of 1934 during the preceding 12 months (or for such shorter period that the registrant was required to file such reports), and (2) has been subject to such filing requirements for the past 90 days. Yes  No

Indicate by check mark whether the registrant has submitted electronically and posted on its corporate Web site, in any, every Interactive Data File required to be submitted and posted pursuant to Rule 405 of Regulation S-T (Section 232.405) during the preceding 12 months (or for such shorter period that the registrant was required to submit and post such files). Yes  No

Indicate by check mark if disclosure of delinquent filers pursuant to Item 405 of Regulation S-K (Section 229.405) is not contained herein, and will not be contained, to the best of registrant's knowledge, in definitive proxy or information statements incorporated by reference in Part III of this Form 10-K or any amendment to this Form 10-K.

Indicate by check mark whether the registrant is a large accelerated filer, an accelerated filer, a non-accelerated filer, or a smaller reporting company. See definitions of "large accelerated filer," "accelerated filer" and "smaller reporting company" in Rule 12b-2 of the Exchange Act.

Large accelerated filer  Accelerated filer  Non-accelerated filer  Smaller reporting company

Indicate by check mark whether the registrant is a shell company (as defined in Rule 12b-2 of the Act). Yes  No

As of June 30, 2011, the aggregate market value of the registrant's common stock held by non-affiliates of the registrant was \$374.6 million based on the closing sale price as reported on the NASDAQ Global Select Market. For purposes of this determination shares beneficially owned by officers, directors and ten percent stockholders have been excluded, which does not constitute a determination that such persons are affiliates.

There were 18,820,380 shares of common stock, \$0.01 par value, issued and outstanding as of March 8, 2012.

**DOCUMENTS INCORPORATED BY REFERENCE**

Portions of the Registrant's Annual Report to stockholders for the fiscal year ended December 31, 2011 are incorporated by reference in Part II of this Annual Report on Form 10-K. Portions of the Registrant's Proxy Statement for its 2012 Annual Meeting of Stockholders are incorporated by reference in Part III of this Annual Report on Form 10-K.

# LHC GROUP, INC.

## Table of Contents

	<i>Page</i>
<i>PART I.</i>	
Cautionary Statement Regarding Forward-Looking Statements . . . . .	3
Item 1. Business . . . . .	4
Item 1A. Risk Factors . . . . .	27
Item 1B. Unresolved Staff Comments . . . . .	39
Item 2. Properties . . . . .	39
Item 3. Legal Proceedings . . . . .	39
Item 4. Mine Safety Disclosures . . . . .	40
<i>PART II.</i>	
Item 5. Market for Registrant's Common Equity, Related Stockholder Matters and Issuer Purchases of Equity Securities . . . . .	41
Item 6. Selected Financial Data. . . . .	42
Item 7. Management's Discussion and Analysis of Financial Condition and Results of Operations. . . .	43
Item 7A. Quantitative and Qualitative Disclosures About Market Risk. . . . .	64
Item 8. Financial Statements and Supplementary Data . . . . .	64
Item 9. Changes In and Disagreements with Accountants on Accounting and Financial Disclosure . . . .	65
Item 9A. Controls and Procedures . . . . .	65
Item 9B. Other Information. . . . .	67
<i>PART III.</i>	
Item 10. Directors, Executive Officers and Corporate Governance . . . . .	67
Item 11. Executive Compensation . . . . .	67
Item 12. Security Ownership of Certain Beneficial Owners and Management and Related Stockholder Matters . . . . .	67
Item 13. Certain Relationships and Related Transactions, and Director Independence . . . . .	68
Item 14. Principal Accounting Fees and Services . . . . .	68
<i>PART IV.</i>	
Item 15. Exhibits, and Financial Statement Schedules . . . . .	68
Signatures . . . . .	
Exhibit Index . . . . .	

## PART I

### Cautionary Statement Regarding Forward-Looking Statements

This Annual Report on Form 10-K and the information incorporated by reference herein, contain certain statements and information that may constitute “forward-looking statements” within the meaning of Section 27A of the Securities Act of 1933 and Section 21E of the Securities Exchange Act of 1934 (the “Exchange Act”). Forward-looking statements relate to future plans and strategies, anticipated events or trends, future financial performance and expectations and beliefs concerning matters that are not historical facts or that necessarily depend upon future events. The words “may,” “should,” “could,” “would,” “expect,” “plan,” “anticipate,” “believe,” “foresee,” “estimate,” “predict,” “potential,” “intend” and similar expressions are intended to identify forward-looking statements. Specifically, this Annual Report on Form 10-K contains, among others, forward-looking statements about:

- our expectations regarding financial condition or results of operations for periods after December 31, 2011;
- our critical accounting policies;
- our business strategies and our ability to grow our business;
- our participation in the Medicare and Medicaid programs;
- the reimbursement levels of Medicare and other third-party payors;
- the prompt receipt of payments from Medicare and other third-party payors;
- our future sources of and needs for liquidity and capital resources;
- the effect of any changes in market rates on our operating and cash flows;
- our ability to obtain financing;
- our ability to make payments as they become due;
- the outcomes of various routine and non-routine governmental reviews, audits and investigations;
- our expansion strategy, the successful integration of recent acquisitions and, if necessary, the ability to relocate or restructure our current facilities;
- the value of our proprietary technology;
- the impact of legal proceedings;
- our insurance coverage;
- the costs of medical supplies;
- our competitors and our competitive advantages;
- our ability to attract and retain valuable employees;
- the price of our stock;
- our compliance with environmental, health and safety laws and regulations;
- our compliance with health care laws and regulations;
- our compliance with Securities and Exchange Commission laws and regulations and Sarbanes-Oxley requirements;
- the impact of federal and state government regulation on our business; and
- the impact of changes in or future interpretations of fraud, anti-kickback or other laws.

The forward-looking statements included in this report reflect our current views and assumptions only as of the date this report is filed with the Securities and Exchange Commission. Except as required by law, we assume no responsibility and do not intend to release updates or revisions to forward-looking statements after the date they are made, whether as a result of new information, future events or otherwise. The occurrence of any of the events described in Part I, Item 1A. Risk Factors in this Annual Report on Form 10-K or incorporated by reference into this Annual Report on Form 10-K, and other events that we have not predicted or assessed could have a material adverse effect on our earnings, financial condition and business, and any such forward-looking statements should not be relied on as a prediction of future events.

We qualify all of our forward-looking statements by these cautionary statements. In addition, with respect to all of our forward-looking statements, we claim the protection of the safe harbor for forward-looking statements contained in the Private Securities Litigation Reform Act of 1995.



You should read this Annual Report on Form 10-K, the information incorporated by reference into this Annual Report on Form 10-K and the documents filed as exhibits to this Annual Report on Form 10-K completely and with the understanding that our actual future results or achievements may differ materially from what we expect or anticipate.

Unless otherwise indicated, "LHC Group," "we," "us," "our" and "the Company" refer to LHC Group, Inc. and its consolidated subsidiaries.

## Item 1. Business.

### Overview

We provide post-acute health care services to patients through our home nursing agencies, hospices and long-term acute care hospitals ("LTACHs"). Through our wholly and majority owned subsidiaries, equity joint ventures and controlled affiliates, we currently operate in Alabama, Arkansas, Florida, Georgia, Idaho, Kentucky, Louisiana, Maryland, Mississippi, Missouri, North Carolina, Ohio, Oklahoma, Oregon, Tennessee, Texas, Virginia, West Virginia and Washington. We operate in two segments: home-based services and facility-based services. As of December 31, 2011, we owned and operated 290 home-based service locations, with 247 home nursing agency locations, 32 hospices, three specialty agencies and four private duty agencies. As of December 31, 2011, we also managed the operations of four home nursing agencies in which we do not have an ownership interest. Our facility-based services included six long-term acute care hospitals with nine locations, a pharmacy, and a family health center.

We provide home-based post-acute health care services through our home nursing agencies and hospices. Our home nursing locations offer a wide range of services, including skilled nursing, medically-oriented social services and physical, occupational and speech therapy. The nurses, home health aides and therapists in our home nursing agencies work closely with patients and their families to design and implement individualized treatments in accordance with a physician-prescribed plan of care. Our hospices provide end-of-life care to patients with terminal illnesses through interdisciplinary teams of physicians, nurses, home health aides, counselors and volunteers. Of the 290 home-based services locations, 151 are wholly-owned by us, 125 are majority-owned or controlled by us through joint ventures, 10 are operated through license lease arrangements, and we manage the operations of four home nursing agencies in which we have no ownership interest.

Our LTACH locations provide services primarily to patients with complex medical conditions who have transitioned out of a hospital intensive care unit but whose conditions remain too severe for treatment in a non-acute setting. As of December 31, 2011, our hospitals had 220 licensed beds. Of our 11 facility-based services locations, six are wholly-owned by us and five are majority-owned or controlled by us through joint ventures.

Our net service revenue by segment for the years ended December 31, 2011, 2010 and 2009 was as follows (amounts in thousands):

Year Ended December 31, 2011	2011	2010	2009
Home-Based Services	\$ 557,901	\$ 555,110	\$ 466,736
Facility-Based Services	75,971	76,457	62,510
Consolidated Net Service Revenue	\$ 633,872	\$ 631,567	\$ 529,246

A reclassification has been made to the December 31, 2010 and 2009 Home-Based Services Net Service Revenue to conform to the 2011 presentation. Net service revenue has been decreased by \$3.5 million and \$2.7 million for the twelve months ended December 31, 2010 and 2009, respectively, related to fees the Company collects and subsequently pays to nursing homes primarily for room and board services provided to our hospice patients.

Our founders began operations in September 1994 as St. Landry Home Health, Inc. in Palmetto, Louisiana. After several years of expansion, our founders reorganized their business and began operating as Louisiana Healthcare Group, Inc. in June 2000. In March 2001, Louisiana Healthcare Group, Inc. reorganized and became a wholly owned subsidiary of The Healthcare Group, Inc., a Louisiana business corporation. In December 2002, The Healthcare Group, Inc. merged into LHC Group, LLC, a Louisiana limited liability company, with LHC Group, LLC being the surviving entity. In January 2005,

LHC Group, LLC established a wholly owned Delaware subsidiary, LHC Group, Inc. and on February 9, 2005, LHC Group, LLC merged into LHC Group, Inc., a Delaware corporation. Our principal executive offices are located at 420 West Pinhook Road, Suite A, Lafayette, Louisiana 70503. Our telephone number is (337) 233-1307. Our website is www.lhcgroupp.com. Information contained on our website is not part of or incorporated by reference into this Annual Report on Form 10-K.

## Business Strategy

Our objective is to become the leading provider of post-acute services to Medicare beneficiaries in the United States. To achieve this objective, we intend to:

*Drive internal growth in existing markets.* We intend to drive internal growth in our current markets by increasing the number of health care providers in each market from whom we receive referrals and by expanding the breadth of our services. We intend to achieve this growth by: (1) continuing to educate health care providers about the benefits of our services; (2) reinforcing the position of our agencies and facilities as community assets; (3) maintaining our emphasis on high-quality medical care for our patients; (4) identifying related products and services needed by our patients and their communities; and (5) providing a superior work environment for our employees.

*Achieve margin improvement through the active management of costs.* The majority of our net service revenue is generated under Medicare prospective payment systems ("PPS") through which we are paid pre-determined rates based upon the clinical condition and severity of the patients in our care. Because our profitability in a fixed payment system depends upon our ability to manage the costs of providing care, we continue to pursue initiatives to improve our margins and net income.

*Expand into new markets.* We intend to continue expanding into new markets by developing de novo locations and by acquiring existing Medicare-certified home nursing agencies in attractive markets throughout the United States. We will continue our unique strategy of partnering with non-profit hospitals in home health services, as these ventures provide significant return on investment. We also plan to acquire larger freestanding agencies that can serve as growth platforms in markets we do not currently serve in order to support our growth into new states.

*Pursue strategic acquisitions and develop joint ventures.* We will continue to identify and evaluate opportunities for strategic acquisitions in new and existing markets that will enhance our market position, increase our referral base and expand the breadth of services we offer. We endeavor to joint venture with hospitals to provide post-acute services, such as home health and hospice services in communities served by hospitals already operating Medicare-certified home health agencies.

## Services

We provide post-acute care services in the United States by providing quality cost-effective health care services to patients within the comfort and privacy of their home or place of residence. Our services can be broadly classified into two principal categories: (1) home-based services offered through our home nursing agencies and hospices; and (2) facility-based services offered through our long-term acute care hospitals.

### Home-Based Services

*Home Nursing.* Our registered and licensed practical nurses provide a variety of medically necessary services to homebound patients who are suffering from acute or chronic illness, recovering from injury or surgery, or who otherwise require care, teaching or monitoring. These services include:

- wound care and dressing changes;
- cardiac rehabilitation;
- infusion therapy;
- pain management;
- pharmaceutical administration;
- skilled observation and assessment; and
- patient education.

We have also designed guidelines to treat chronic diseases and conditions, including diabetes, hypertension, arthritis, Alzheimer's disease, low vision, spinal stenosis, Parkinson's disease, osteoporosis, complex wound care and chronic pain. Our home health aides provide assistance with daily living activities such as light housekeeping, simple meal preparation, medication management, bathing and walking. Through our medical social workers, we counsel patients and their families with regard to financial, personal and social concerns that arise from a patient's health-related problems. We provide skilled nursing, ventilator and tracheotomy services, extended care specialties, medication administration and management, and patient and family assistance and education. We also provide management services to third-party home nursing agencies, often as an interim solution until proper state and regulatory approvals for an acquisition can be obtained.

Our physical, occupational and speech therapists provide therapy services to patients in their home. Our therapists coordinate multi-disciplinary treatment plans with physicians, nurses and social workers to restore basic mobility skills such as getting out of bed and walking safely with crutches or a walker. As part of the treatment and rehabilitation process, a therapist will stretch and strengthen muscles, test balance and coordination abilities and teach home exercise programs. Our therapists assist patients and their families with improving and maintaining a patient's ability to perform functional activities of daily living, such as the ability to dress, cook, clean and manage other activities safely in the home environment. Our speech and language therapists provide corrective and rehabilitative treatment to patients who suffer from physical or cognitive deficits or disorders that create difficulty with verbal communication or swallowing.

All of our home nursing agencies offer 24-hour personal emergency response and support services through Philips Lifeline ("Lifeline") for qualified patients who require close medical monitoring but who want to maintain an independent lifestyle. These services consist principally of a communicator that connects to the telephone line in the subscriber's home and a personal help button that is worn or carried by the individual subscriber which, when activated, initiates a telephone call from the subscriber's communicator to Lifeline's central monitoring facilities. Lifeline's trained personnel identify the nature and extent of the subscriber's particular need and notify the subscriber's family members, neighbors and/or emergency personnel, as needed. We believe our use of the Lifeline system increases patient satisfaction and loyalty by providing our patients a point of contact between scheduled nursing visits. As a result, we provide a more complete regimen of care management than our competitors in the markets in which we operate by offering this service to qualified patients as part of their home health plan of care.

**Hospice.** Our Medicare-certified hospice operations provide a full range of hospice services designed to meet the individual physical, spiritual and psychosocial needs of terminally ill patients and their families. Our hospice services are primarily provided in a patient's home but can also be provided in a nursing home, assisted living facility or hospital. Key services provided include pain and symptom management accompanied by palliative medication, emotional and spiritual support, spiritual counseling and family bereavement counseling, inpatient and respite care, homemaker services, dietary counseling and social worker visits for up to 13 months after a patient's death.

### **Facility-Based Services**

**Long-term Acute Care Hospitals.** Our LTACHs treat patients with severe medical conditions who require a high-level of care and frequent monitoring by physicians and other clinical personnel. Patients who receive our services in an LTACH are too medically unstable to be treated in a non-acute setting. Examples of these medical conditions include respiratory failure, neuromuscular disorders, cardiac disorders, non-healing wounds, renal disorders, cancer, head and neck injuries and mental disorders. We also treat patients diagnosed with musculoskeletal impairments that restrict their ability to perform normal activities of daily living. As part of our facility-based services, we operate an institutional pharmacy, which focuses on providing a full array of services to our long-term acute care hospitals.

## **Operations**

Financial information relating to the home- and facility-based operating segments of our business including their contributions to our total net service revenue, operating income and total assets for each of the three years in the period ended December 31, 2011, 2010 and 2009, respectively, is found in Note 11 to the Consolidated Financial Statements included in this Annual Report on Form 10-K.

### *Home-Based Services*

Our home nursing agencies are operated in one division that is separated into five geographical regions and further separated into individual operating areas. Each agency is staffed with experienced clinical home health and administrative professionals who provide a wide range of patient care services. Each of our home nursing agencies is licensed and certified by the state and federal governments, and 252 of our 290 agencies are accredited by the Joint Commission, a nationwide commission that establishes standards relating to the physical plant, administration, quality of patient care and operation of medical staffs of hospitals. Those not yet accredited are working towards achieving this accreditation, a process which can take up to six months. As we acquire companies, we apply for accreditation 12 to 18 months after acquisition.

Our home nursing agencies use our Service Value Point system, a proprietary clinical resource allocation model and cost management system. The system is a quantitative tool that assigns a target level of resource units to a group of patients based upon their initial assessment and estimated skilled nursing and therapy needs. The Service Value Point system allows the Director of Nursing or Branch Manager to allocate adequate resources throughout the group of patients assigned to his or her care, rather than focusing on the profitability of an individual patient.

Patient care is handled at the home nursing agency level. Functions that are centralized into the home office include payroll, accounting, financial reporting, billing, collections, regulatory and legal compliance, risk management, pharmacy, information technology and general clinical oversight accomplished by periodic on-site surveys.

### *Facility-Based Services*

Our long-term acute care hospitals are operated in one division within one geographic region. Our facility-based services follow a clinical approach under which each patient is discussed in weekly, multidisciplinary team meetings. In these meetings, patient progress is assessed, compared to goals and future goals are set. We believe that this model results in higher quality care, predictable discharge patterns and the avoidance of unnecessary delays.

All coding, medical records, case management, utilization review and medical staff credentialing are provided at the hospital level. Centralized functions that are provided by the home office include payroll, accounting, financial reporting, billing, collections, regulatory and legal compliance, risk management, pharmacy, information technology and general clinical oversight accomplished by periodic on-site surveys.

### **Joint Ventures**

As of December 31, 2011, we had 70 equity joint ventures including 62 with hospitals, five with physicians, and three with other parties. We also operate four agency license leasing agreements.

### *Equity Joint Ventures*

A majority of our equity joint ventures are structured as limited liability companies in which we own a majority equity interest and our partners own a minority equity interest. At the time of formation, we and our partners each contribute capital to the equity joint venture in the form of cash or property. We believe that the amount contributed by each party to the equity joint venture represents their pro rata portion of the fair market value of the equity joint venture. None of our partners are required to make or influence referrals to our equity joint ventures. In fact, each of our hospital joint venture partners must follow the same Medicare discharge planning regulations, which, among other things, requires them to offer each Medicare patient a list of available Medicare-certified home nursing agency options and to allow the patient to choose his or her own provider.

We serve as the manager for our equity joint ventures and oversee their day-to-day operations. From a governance perspective, our equity joint ventures are either manager-managed or board managed. In our manager-managed joint ventures, we are designated as the manager, and, in our board managed joint ventures, we hold a majority of the votes required to take action. We possess a majority of the total votes available to be cast by the members of the management committee. However, in three of these joint ventures where we have partnered with not-for-profit hospitals, the hospital controls a majority of the total management committee votes. In such instances we possess the right to withdraw from the

equity joint venture at any time upon notice to our partner in exchange for the receipt of a payment in an amount calculated in accordance with a predetermined formula. The members of our equity joint ventures participate in profits and losses in proportion to their equity interests. Distributions from our equity joint ventures are made pro-rata based on percentage ownership interests and are not based on referrals made to the equity joint venture by any of the members.

The 70 equity joint ventures individually contribute between 0.01% and 4.23% of our consolidated net service revenue with only one of the equity joint ventures accounting for greater than 4% of our total net service revenue for the 12 months ended December 31, 2011. Mississippi HomeCare of Jackson, LLC, in which we have a 66.67% ownership interest, contributed 4.23% to our consolidated net service revenue for the year ended December 31, 2011.

Most of our equity joint ventures include a buy/sell option that grants to us and our joint venture partners the right to require the other joint venture party to either purchase all of the exercising member's membership interests or sell to the exercising member all of the non-exercising member's membership interests, at the non-exercising member's option, within 30 days of the receipt of notice of the exercise of the buy/sell option. In some instances, the purchase price under these buy/sell provisions is based on a multiple of the historical or future earnings before income taxes, depreciation and amortization of the equity joint venture at the time the buy/sell option is exercised. In other instances, the buy/sell purchase price will be negotiated by the partners but will be subject to a fair market valuation process.

### *License Leasing Agreements*

As of December 31, 2011, we have four agreements to lease, through our wholly-owned subsidiaries, the right to use the home health licenses necessary to operate our home nursing agencies and hospice agencies. These leases are entered into in instances when state law would otherwise prohibit the alienation and sale of home nursing agencies. The table below details the monthly fees and termination dates of the leasing agreements. Two of the agreements are based on net quarterly projections with a cap of \$160,000 per year.

2011 Current Monthly Fee	Increase in Monthly Fee	Initial Term Dates
Based on net quarterly projections with a cap of \$160,000	None	2010 with a 5 year automatic renewal
\$16,000	5% increase every three years	2017 with a 2 year automatic renewal
\$5,000	Renegotiated after five years (2013)	2017 with a 5 year automatic renewal

In all four leasing arrangements, we have a right of first refusal in the event that the lessor intends to sell the leased agency to a third party.

### **Management Services Agreements**

As of December 31, 2011, we have three management services agreements under which we manage the operations of home nursing agencies. We currently have no ownership interest in the agencies subject to these management services agreements. As described in the agreements, we provide billing, management and other consulting services suited to and designed for the efficient operation of the applicable home nursing agency. We are responsible for the costs associated with the locations and personnel required for the provision of services. We are compensated based on a percentage of cash collections and reimbursed for operating expenses for one agreement and on a percentage of operating net income for the remaining two agreements. The term of these arrangements is typically five years, with an option to renew for an additional five-year term. All management services agreements will automatically renew annually unless either parties give written notice of termination.

We record management services revenue as services are provided in accordance with the various management services agreements.

## Competition

The home health care market is highly fragmented. According to MedPac, there were approximately 11,400 Medicare-certified home nursing agencies in the United States in 2010. In 2009 MedPac estimated that approximately 32% of Medicare certified home health agencies were hospital-based or not-for-profit, freestanding agencies and 19% of home nursing agencies are located in rural markets. We believe we are well positioned to build and maintain long-term relationships with local hospitals, physicians and other health care providers and to become the highest quality post-acute provider in our markets. In our experience, because most rural areas have the population size to support only one or two general acute care hospitals, the local hospital often plays a significant role in rural market health care delivery systems. Rural patients who require home nursing frequently receive care from a small home care agency or an agency that, while owned and run by the hospital, is not an area of focus for that hospital. Similarly, patients in these markets who require services typically offered by long-term acute care hospitals are more likely to remain in the community hospital because it is often the only local facility equipped to deal with severe, complex medical conditions. By entering these markets through affiliations with local hospitals, competition for the services we provide is minimal.

As we expand into new markets, we may encounter public companies that have greater resources or greater access to capital. Competition in our markets comes primarily from small local and regional providers. These providers include facility- and hospital-based providers, visiting nurse associations and nurse registries. We are unaware of any competitor offering our breadth of services and focusing on the needs of rural markets.

We have also entered into various joint ventures with nonprofit hospitals for the ownership and management of home nursing agencies and LTACHs. We are unaware of any competitor with this type of ownership mix.

Although several public and private national and regional companies own or manage long-term acute care hospitals, they generally do not operate in the rural markets that we serve. Generally, the competition in our markets comes from local health care providers. We believe our principal competitive advantages over these local providers are our diverse service offerings, our collaborative approach to working with health care providers, our focus on rural markets and our patient-oriented operating model.

## Quality Control

In March 2008, we established the LHC Group Quality Council ("The Council"). The Council is responsible for formulating quality of care indicators, identifying performance improvement priorities, and facilitating best-practices for quality care. As part of this council, we adopted the Plan, Do, Check, Act methodology. We also set forth a quality platform for home care that reviews the following:

- performance improvement audits;
- Joint Commission accreditation;
- state and regulatory surveys;
- Home Health Compare scores; and
- patient perception of care.

The Council also has the responsibility to ensure that the infrastructure of the quality initiatives throughout the Company is appropriate, to oversee and evaluate the effectiveness of the quality plans and initiatives and to recommend appropriate quality and performance improvement initiatives.

In 2009, we established the Clinical Quality Committee of the Board of Directors ("The Committee"). The Committee is responsible for advising the Company's clinical leadership, monitoring the performance of our locations based on internal and external benchmarks, overseeing and evaluating the effectiveness of the performance improvement and quality plans, facilitating best-practices based on internal and external comparisons and fostering enhanced awareness of clinical performance by the Board of Directors.

As part of our ongoing quality control, internal auditing and monitoring programs, we conduct internal regulatory audits and mock surveys at each of our agencies and facilities at least once a year. If an agency or facility does not achieve a satisfactory rating, we require that it prepare and implement a plan of correction. We then follow-up to verify that all deficiencies identified in the initial audit and survey have been corrected.

As required under the Medicare conditions of participation, we have a continuous quality improvement program, which involves:

- ongoing education of staff and quarterly continuous quality improvement meetings at each of our agencies and facilities and at our home office;
- monthly comprehensive audits of patient charts performed at each of our agencies and facilities;
- at least annually, a comprehensive audit of patient charts performed on each of our agencies and facilities by our home office staff;
- review of Home Health Compare scores;
- assessment of patient's and/or family member's perception of care using Press Ganey, Deyton or Thomson Reuters; and
- assessment of infection control practices and risk events.

We continually expand and refine our quality improvement programs. Specific written policies, procedures, training and educational materials and programs, as well as auditing and monitoring activities, have been prepared and implemented to address the functional and operational aspects of our business. Our programs also address specific problem areas identified through regulatory interpretation and enforcement activities. We believe our consistent focus on continuous quality improvement programs provide us with a competitive advantage in the market.

## Compliance

We have established and maintain a comprehensive compliance and ethics program that is designed to assist all of our employees to meet or exceed applicable standards established by federal and state laws and regulations and industry practice. Although we first established our compliance and ethics program in 1996, in 2009 we redesigned and enhanced several aspects of the program. Our redesign and enhancement of the program involved several initiatives to further our goal of fostering and maintaining the highest standards of compliance, ethics, integrity and professionalism in every aspect of our business dealings.

The purpose of our compliance and ethics program is to focus on compliance with applicable legal and regulatory requirements; the requirements of the Medicare and Medicaid programs and other government healthcare programs; industry standards; our Code of Conduct and Ethics; and our policies and procedures that support and enhance overall compliance within our company. The primary focus of our compliance and ethics program is on regulations related to the federal False Claims Act, Stark Law, Anti-Kickback Law, billing and overall adherence to health care regulations.

To ensure the independence of our compliance department staff, the following measures have been implemented:

- our Chief Compliance Officer reports to and has direct oversight by the Audit Committee of our Board of Directors;
- the compliance department has its own operating budget; and
- the compliance department has the authority to independently investigate any compliance or ethical concerns, including, when deemed necessary, the authority to interview any company personnel, access any company property (including electronic communications) and engage counsel to assist in any investigation.

Among other activities, our compliance department staff is responsible for the following activities:

- drafting and revising company policies and procedures related to compliance and ethics issues;
- reviewing, making recommended revisions to, disseminating and tracking attestations to our Code of Conduct and Ethics;
- measuring compliance with our policies and procedures, Code of Conduct and Ethics and legal and regulatory requirements related to the Medicare and Medicaid programs and other government healthcare programs, laws and regulations;

- developing and providing compliance-related training and education to all of our employees and, as appropriate, directors, contractors and other representatives and agents, including, new-hire compliance training for all new employees, annual compliance training for all employees, sales compliance training to all members of our sales team, billing compliance training to all members of our billing and revenue cycle team and other job-specific and role-based compliance training of certain employees;
- performing an annual company-wide risk assessment;
- implementing an annual compliance auditing and monitoring work plan and performing and following up on various risk-based auditing and monitoring activities, including both clinical and non-clinical auditing and monitoring activities at the corporate level and at the local agency/facility level;
- developing, implementing and overseeing our Health Insurance Portability and Accountability Act of 1996 (“HIPAA”) privacy and security compliance program;
- monitoring, responding to and overseeing the resolution of issues and concerns raised through our anonymous compliance hotline;
- monitoring, responding to and resolving all compliance and ethics-related issues and concerns raised through any other form of communication; and
- ensuring that we take appropriate corrective and disciplinary action when noncompliant or improper conduct is identified.

All employees are required to report incidents, issues or other concerns that they believe in good faith may be in violation of our Code of Conduct and Ethics, our policies and procedures, applicable legal and regulatory requirements or the requirements of the Medicare and Medicaid programs and other government healthcare programs. All employees are encouraged to either contact our Chief Compliance Officer directly or to contact our 24-hour toll-free compliance hotline when they have questions or concerns about any compliance or ethics issues. All reports to our compliance hotline are kept confidential to the extent allowed by law, and employees have the option to remain anonymous. In cases reported to our compliance hotline that involve a compliance or ethics issue or any possible violation of law or regulation, the matter is referred to the compliance department for investigation. Retaliation against employees in connection with reporting compliance or ethical concerns is considered a serious violation of our Code of Conduct and Ethics, and, if it occurs, it will result in discipline, up to and including termination of employment.

We continually expand and refine our compliance and ethics programs. We promote a culture of compliance, ethics, integrity and professionalism within our company through persistent messages from our senior leadership concerning the necessity of strict compliance with legal requirements and company policies and procedures. We believe our consistent focus on our compliance and ethics programs provides us with a competitive advantage in the markets we serve.

### **Technology and Intellectual Property**

Our Service Value Point system is a proprietary information system that assists us in, among other things, monitoring use and other cost factors, supporting our health care management techniques, internal benchmarking, clinical analysis, outcomes monitoring and claims generation, revenue cycle management and revenue reporting.

Our patent for our Service Value Point system was finalized during 2009 by the U.S. Patent and Trademark Office. This proprietary home nursing clinical resource and cost management system is a quantitative tool that assigns a target level of resource units to each patient based upon his or her initial assessment and estimated skilled nursing and therapy needs. We designed this system to empower our direct care employees to make appropriate day-to-day clinical care decisions while also allowing us to manage the quality and delivery of care across our system and to monitor the cost of providing that care both on a patient-specific and agency-specific basis.

In addition to our Service Value Point system, our business is substantially dependent on non-proprietary software. We utilize a third-party software information system for billing and maintaining patient claim receivables for our LTACHs. As of December 31, 2011, our home nursing agencies primarily utilize two billing and patient claim systems.



We continue to implement, evaluate and refine our point of care (“POC”) roll out strategy. POC allows a visiting clinician access to records and other information from the patient’s home or at the point of care. This access also allows the clinician to complete required documentation at the point of care and submit it electronically into our patient record. We currently have 73 locations (home health and hospice) on POC and plan to continue adding locations on POC over the next several years.

Technology plays a key role in our organization’s ability to expand operations and maintain effective managerial control. The software we use is based on client-server technology and is highly scalable. We believe our software and systems are flexible, easy-to-use and allow us to accommodate growth without difficulty. We believe that building and enhancing our information and software systems provides us with a competitive advantage that allows us to grow our business in a more cost-efficient manner and results in better patient care.

## Reimbursement

### Medicare

The federal government’s Medicare program, governed by the Social Security Act of 1965, reimburses health care providers for services furnished to Medicare beneficiaries. These beneficiaries generally include persons age 65 and older and those who are chronically disabled. The program is primarily administered by the Department of Health and Human Services (“HHS”) and the Centers for Medicare & Medicaid Services (“CMS”). Medicare payments accounted for 79.7%, 80.5% and 82.2% of our net service revenue for the years ended December 31, 2011, 2010 and 2009, respectively. Medicare reimburses us based upon the setting in which we provide our services or the Medicare category in which those services fall.

*Home Nursing.* The Medicare home nursing benefit is available to patients who need care following discharge from a hospital, as well as patients who suffer from chronic conditions that require ongoing but intermittent care. The services received need not be rehabilitative or of a finite duration; however, patients who require full-time skilled nursing for an extended period of time generally do not qualify for Medicare home nursing benefits. As a condition of coverage under Medicare, beneficiaries must: (1) be homebound in that they are unable to leave their home without considerable effort; (2) require intermittent skilled nursing, physical therapy, or speech therapy services that are covered by Medicare; and (3) receive treatment under a plan of care that is established and periodically reviewed by a physician. Qualifying patients also may receive reimbursement for occupational therapy, medical social services and home health aide services if these additional services are part of a plan of care prescribed by a physician.

We receive a standard prospective Medicare payment for delivering care over a base 60-day period, referred to as an episode of care. There is no limit to the number of episodes a beneficiary may receive as long as he or she remains eligible. Most patients complete treatment within one payment episode. The base episode payment, established through federal legislation, is a flat rate that is adjusted upward or downward based upon differences in the expected resource needs of individual patients as indicated by clinical severity, functional severity and service utilization. The magnitude of the adjustment is determined by each patient’s categorization into one of 153 payment groups, known as Home Health Resource Groups and the costliness of care for patients in each group relative to the average patient. Our payment is further adjusted for differences in local labor costs using the hospital wage index. We bill and are reimbursed for services in two stages: an initial request for advance payment when the episode commences and a final claim when it is completed. We submit all Medicare claims through the Medicare Administrative Contractors for the federal government. We receive 60% of the estimated payment for a patient’s initial episode up-front (after the initial assessment is completed and upon initial billing) and the remaining 40% upon completion of the episode and after all final treatment orders are signed by the physician. In the event of subsequent episodes, reimbursement timing is 50% up front and 50% upon completion of the episode. Final payments may reflect one of four retroactive adjustments to ensure the adequacy and effectiveness of the total reimbursement: (1) an outlier payment if the patient’s care was unusually costly; (2) a low utilization adjustment if the number of visits was fewer than five; (3) a partial payment if the patient transferred to another

provider before completing the episode; or (4) a payment adjustment based upon the level of therapy services required in the population base. Because such adjustments are determined upon the completion date of the episode, retroactive adjustments could impact our financial results.

CMS finalized two provisions of the Affordable Care Act: (1) a face-to-face encounter requirement for home health and hospice; and (2) changes in the therapy assessment schedule. As a condition for Medicare payment, the Affordable Care Act mandates that prior to certifying a patient's eligibility for home health services, the certifying physician must document that he or she, or a non-physician practitioner that meets the requirements of the rule, has had a face-to-face encounter with the patient that relates to the condition for which the patient receives home health services. The encounter must occur within 90 days prior to the start of care or 30 days after the start of care. Documentation regarding these encounters must be present on certifications.

In addition to the face-to-face encounter requirements, CMS made important changes to therapy assessment requirements. A professional qualified therapist assessment must take place at least once every 30 days during a therapy patient's course of treatment. For those eligible patients needing 13 or 19 therapy visits, a qualified therapist must perform the therapy service required, assess the patient, and measure and document effectiveness of the 13th visit and the 19th visit for all therapy disciplines caring for the patient.

We verify a patient's eligibility for home health benefits at the time of admission. Through the verification process we are able to determine the payor source and eligibility for reimbursement of each patient. Accordingly, we do not have any material reimbursement amounts that are pending approval based on the eligibility of a patient to receive reimbursement from the applicable payor program. Further, we provide only limited services to patients who are ineligible for reimbursement from a third party payor. Therefore, we do not have any material reimbursement from patients who are self-pay.

The base payment rate for Medicare home nursing was \$2,192.07, \$2,312.94 and \$2,271.92 per 60 day episode for the calendar years of 2011, 2010 and 2009 respectively. In 2012, the base payment rate for Medicare home nursing per 60 day episode is \$2,138.52.

The standard federal rate is increased or decreased based on each Medicare patient's case mix index which measures the severity of the patient's condition. Since the inception of the prospective payment system in October 2000, the base episode payment rate has varied due to both the impact of annual market-basket based increases and Medicare-related legislation. Home health payment rates are updated annually by either the full home health market basket percentage, or by the home health market basket percentage as adjusted by Congress. CMS establishes the home health market basket index, which measures inflation in the prices of an appropriate mix of goods and services included in home health services.

The Office of Inspector General ("OIG") of HHS has a responsibility to report both to the Secretary of HHS and to Congress any program or management problems related to programs such as Medicare. The OIG's duties are carried out through a nationwide network of audits, investigations and inspections. The OIG has recently undertaken a study with respect to Medicare reimbursement for home health services. No estimate can be made at this time regarding the impact, if any, of the OIG's findings.

**Hospice.** In order for a Medicare beneficiary to qualify for the Medicare hospice benefit, two physicians must certify that, in the best judgment of the physician or medical director, the beneficiary has less than six months to live, assuming the beneficiary's disease runs its normal course. In addition, the Medicare beneficiary must affirmatively elect hospice care and waive any rights to other Medicare benefits related to his or her terminal illness. For each benefit period, a physician must recertify that the Medicare beneficiary's life expectancy is six months or less in order for the beneficiary to continue to qualify for and to receive the Medicare hospice benefit. The first two benefit periods are measured at 90-day intervals and subsequent benefit periods are measured at 60-day intervals. A Medicare beneficiary may revoke his or her election at any time and resume receiving traditional Medicare benefits. There is no limit on how long a Medicare beneficiary can receive hospice benefits and services, provided that the beneficiary continues to meet Medicare hospice eligibility criteria.

Medicare reimburses for hospice care using a prospective payment system. Under that system, we receive one of four predetermined daily or hourly rates based upon the level of care we furnish to the beneficiary. These rates are subject to annual adjustments based on inflation and geographic wage considerations. Our base Medicare rates depend upon which of the following four levels of care we provide:

- **Routine Care.** This level of care includes care that is not classified under any of the other levels of care, such as the work of social workers or home health aides.
- **General Inpatient Care.** This level of care is available for pain control or acute or chronic symptom management that cannot be managed in a setting other than an inpatient Medicare certified facility, such as a hospital, skilled nursing facility or hospice inpatient facility.
- **Continuous Home Care.** This level of care is provided when a patient is experiencing a medical crisis and requires nursing services to achieve palliation and symptom control. For services to qualify for this level of care, the agency must provide a minimum of eight hours of care within a 24-hour period.
- **Respite Care.** This level of care is provided on a short-term, inpatient basis to give temporary relief to the person who regularly provides care to the patient.

Medicare limits the reimbursement we may receive for inpatient care services of hospice patients. Under the "80-20 rule," if the number of inpatient care days furnished by us to Medicare beneficiaries exceeds 20% of the total days of hospice care furnished by us to Medicare beneficiaries, Medicare payments to us for inpatient care days exceeding the inpatient cap will be reduced to the routine home care rate. This determination is made annually based on the 12-month period beginning on November 1st each year. This limit is computed on a program-by-program basis. Our hospices did not exceed the cap on inpatient care services during 2010 or 2009. We have not received notification that any of our hospices have exceeded the cap on inpatient care services during 2011.

Our Medicare hospice reimbursement is also subject to a cap amount calculated by the Medicare fiscal intermediary at the end of the hospice cap period, which runs from November 1st through October 31st of the following year. We have not received notification that any of our hospices have exceeded the cap on per beneficiary limits during 2011.

The two caps include an inpatient cap and overall payment cap, detailed below:

- **Inpatient Cap.** This cap limits the number of days of inpatient care (both respite and general) under a provider number to 20% of the total number of days of hospice care (both inpatient and in-home) furnished to all patients served. The daily payment rate for any inpatient days of service in excess of the cap amount is calculated at the routine home care rate, with excess amounts due back to Medicare; and
- **Overall Payment Cap.** This cap is calculated by the Medicare fiscal intermediary at the end of each hospice cap period to determine the maximum allowable payments per provider number. On a monthly and quarterly basis, we estimate our potential cap exposure using information available for both inpatient day limits as well as per beneficiary cap amounts. The total cap amount for each provider is calculated by multiplying the number of beneficiaries electing hospice care from September 28, 2010 to September 27, 2011 by a statutory amount that is indexed for inflation. The per beneficiary cap amount was \$24,528 for the twelve-month period ended October 31, 2011 and \$23,875 for the twelve-month period ended October 31, 2010. There will be a cap liability if actual payments per the Provider Statistical and Reimbursement report for the period of November 1, 2010 to October 31, 2011 exceed the beneficiary cap amount.

CMS finalized a face-to-face encounter requirement applicable to hospice. This requirement mandated that a physician or nurse practitioner must have a face-to-face encounter with the patient no later than the 30 day period prior to the 180th-day recertification (third benefit period) and each subsequent recertification in order to gather clinical findings that support continued hospice care, and that the certifying hospice physician must attest that such a visit took place.

**Long-Term Acute Care Hospitals.** All Medicare payments to our LTACHs are made in accordance with a prospective payment system specifically applicable to long-term acute care hospitals, referred to as "LTACH-PPS." Proposed rules specifically related to LTACHs are generally published in January, finalized in May and effective on July 1st of each year. Additionally, LTACHs are subject to annual updates to the rules related to the inpatient prospective payment system,

or "IPPS," that are typically proposed in May, finalized in August and effective on October 1st of each year. In the annual payment rate update for the 2010 fiscal year, CMS consolidated the two historical annual updates into one annual update. The final rule adopted a 15-month rate update for fiscal year 2009 and moves the LTACH-PPS from a July-June update cycle to an October-September cycle. Beginning fiscal year 2010 the LTACH rate year will begin October 1, coinciding with the start of the federal fiscal year.

In 2004, CMS published a final regulation applicable to LTACHs that are operated as "hospital within hospitals" or as "satellites." We collectively refer to hospital within hospitals and satellites as "HwHs," and we refer to the CMS final regulations as the "final regulations." HwHs are separate hospitals located in space leased from, and located in or on the same campus of another hospital. We refer to such other hospitals as "host" hospitals. Effective for hospital cost reporting periods beginning on or after October 1, 2004, subject to certain exceptions, the final regulations provided lower rates of reimbursement to HwHs for those Medicare patients admitted from their host hospitals that are in excess of a specified percentage threshold. For HwHs opened after October 1, 2004, the Medicare admissions threshold was established at 25% except for HwHs located in rural areas or co-located with "MSA dominant" hospitals or single urban hospitals where the percentage is no more than 50%, nor less than 25%.

**May 2007 Final Rule.** On May 11, 2007, CMS published its annual payment rate update for the 2008 LTACH-PPS rate year, or "RY 2008" (affecting discharges and cost reporting periods beginning on or after July 1, 2007 and before July 1, 2008). The May 2007 final rule made several changes to LTACH-PPS payment methodologies and amounts during RY 2008 although, as described below, many of these changes have been postponed for a three year period by the SCHIP Extension Act.

For cost reporting periods beginning on or after July 1, 2007, the May 2007 final rule expanded the Medicare HwH admissions threshold to apply to Medicare patients admitted from any individual hospital. Previously, the admissions threshold was applicable only to Medicare HwH admissions from hospitals co-located with an LTACH or satellite of an LTACH. Under the May 2007 final rule, free-standing LTACHs and grandfathered HwHs would be subject to the Medicare admission thresholds, as well as HwHs and satellites that admit Medicare patients from non-co-located hospitals. To the extent that any LTACH's or LTACH satellite facility's discharges that are admitted from an individual hospital (regardless of whether the referring hospital is co-located with the LTACH or LTACH satellite) exceed the applicable percentage threshold during a particular cost reporting period, the payment rate for those discharges would be subject to a downward payment adjustment. Cases admitted in excess of the applicable threshold would be reimbursed at a rate comparable to that under general acute care IPPS, which is generally lower than LTACH-PPS rates. Cases that reach outlier status in the discharging hospital would not count toward the limit and would be paid under LTACH-PPS. CMS estimated the impact of the expansion of the Medicare admission thresholds would result in a reduction of 2.2% of the aggregate payments to all LTACHs in RY 2008.

The applicable percentage threshold is generally 25% after the completion of the phase-in period described below. The percentage threshold for LTACH discharges from a referring hospital that is an MSA dominant hospital or a single urban hospital is the percentage of total Medicare discharges in the MSA that are from the referring hospital, but no less than 25% nor more than 50%. For Medicare discharges from LTACHs or LTACH satellites located in rural areas, as defined by the Office of Management and Budget, the percentage threshold is 50% from any individual referring hospital. The expanded 25% rule is being phased in over a three year period. The three year transition period starts with cost reporting periods beginning on or after July 1, 2007 and before July 1, 2008, when the threshold is the lesser of 75% or the percentage of the LTACH's or LTACH satellite's admissions discharged from the referring hospital during its cost reporting period beginning on or after July 1, 2004 and before July 1, 2005, or "RY 2005." For cost reporting periods beginning on or after July 1, 2008 and before July 1, 2009, the threshold is the lesser of 50% or the percentage of the LTACH's or LTACH satellite's admissions from the referring hospital, during its RY 2005 cost reporting period. For cost reporting periods beginning on or after July 1, 2009, all LTACHs will be subject to the 25% threshold (or applicable threshold for rural, urban-single, or MSA dominant hospitals). The SCHIP Extension Act, as amended by the ARRA, postponed the application of the percentage threshold to all free-standing and grandfathered HwHs for a three year period commencing on an LTACH's first cost reporting period on or after July 1, 2007. However, the SCHIP Extension Act did not postpone the

application of the percentage threshold, or the transition period stated above, to those Medicare patients discharged from an LTACH HwH or HwH satellite that were admitted from a non-co-located hospital. The SCHIP Extension Act only postpones the expansion of the admission threshold in the May 2007 final rule to free-standing LTACHs and grandfathered HwHs.

The May 2007 final rule further revised the payment adjustment formula for short stay outlier, or "SSO" cases. Beginning with discharges on or after July 1, 2007, for cases with a length of stay that is less than the average length of stay plus one standard deviation for the same DRG under IPPS, referred to as the so-called "IPPS comparable threshold," the rule effectively lowers the LTACH payment to a rate based on the general acute care hospital IPPS. SSO cases with covered lengths of stay that exceed the IPPS comparable threshold would continue to be paid under the SSO payment policy described above under the May 2006 final rule. Cases with a covered length of stay less than or equal to the IPPS comparable threshold and less than five-sixths of the geometric average length of stay for that LTC-DRG would be paid at an amount comparable to the IPPS per diem. The SCHIP Extension Act also postponed, for the three year period beginning on December 29, 2007, the SSO policy changes made in the May 2007 final rule.

The May 2007 final rule increased the standard federal rate by 0.71% for RY 2008. As a result, the federal rate for RY 2008 is equal to \$38,356.45, compared to \$38,086.04 for RY 2007. Subsequently, the SCHIP Extension Act eliminated the update to the standard federal rate that occurred for RY 2008 effective April 1, 2008. This adjustment to the standard federal rate was applied prospectively on April 1, 2008 and reduced the federal rate back to \$38,086.04. In a technical correction to the May 2007 final rule, CMS increased the fixed-loss amount for high cost outlier in RY 2008 to \$20,738, compared to \$14,887 in RY 2007. CMS projected an estimated 0.4% decrease in LTACH payments in RY 2008 due to this change in the fixed-loss amount and the overall impact of the May 2007 final rule to be a 1.2% decrease in total estimated LTACH-PPS payments for RY 2008.

The May 2007 final rule provided that beginning with the annual payment rate updates to the LTC-DRG classifications and relative weights for the fiscal year 2008, or "FY 2008" (affecting discharges beginning on or after October 1, 2007 and before September 30, 2008), annual updates to the LTC-DRG classification and relative weights are to have a budget neutral impact. Under the May 2007 final rule, future LTC-DRG reclassification and recalibrations, by themselves, should neither increase nor decrease the estimated aggregated LTACH-PPS payments.

The May 2007 final rule is complex and the SCHIP Extension Act postponed the implementation of certain portions of the May 2007 final rule. While we cannot predict the ultimate long-term impact of LTACH-PPS because the payment system remains subject to significant change, if the May 2007 final rule becomes effective as currently written, after the expiration of the applicable provisions of the SCHIP Extension Act, our future net operating revenues and profitability could be adversely affected.

**August 2007 Final Rule.** On August 22, 2007, CMS published the IPPS final rule for FY 2008, which created a new patient classification system with categories referred to as MS-DRGs and MS-LTC-DRGs, respectively, for hospitals reimbursed under IPPS and LTACH-PPS. Beginning with discharges on or after October 1, 2007, the new classification categories take into account the severity of the patient's condition. CMS assigned proposed relative weights to each MS-DRG and MS-LTC-DRG to reflect their relative use of medical care resources.

The August 2007 final rule published a budget neutral update to the MS-LTC-DRG classification and relative weights. In the preamble to the IPPS final rule for FY 2008 CMS restated that it intends to continue to update the LTC-DRG weights annually in the IPPS rulemaking and those weights would be modified by a budget neutrality adjustment factor to ensure that estimated aggregate LTACH payments after reweighting are equal to estimated aggregate LTACH payments before reweighting.

**Medicare, Medicaid, and SCHIP Extension Act of 2007.** On December 29, 2007, President Bush signed into law the SCHIP Extension Act. Among other changes in the federal health care programs, the SCHIP Extension Act makes significant changes to Medicare policy for LTACHs including a new statutory definition of an LTACH, a report to Congress on new LTACH patient criteria, relief from certain LTACH-PPS payment policies for three years, a three year moratorium

on the establishment and classification of new LTACHs and LTACH beds, elimination of the payment update for the last quarter of RY 2008 and new medical necessity reviews by Medicare contractors through at least October 1, 2010.

The SCHIP Extension Act precludes the Secretary from implementing, during the three year moratorium period, the provisions added by the May 2007 final rule that extended the 25% rule to free-standing LTACHs and grandfathered HwHs. The SCHIP Extension Act also modifies, during the moratorium, the effect of the 25% rule for non-grandfathered LTACH HwHs, non-grandfathered satellites and grandfathered LTACH HwHs, as it applies to admissions from co-located hospitals. For HwHs and satellite facilities, the applicable percentage threshold is set at 50% and not phased in to the 25% level. For those HwHs and satellite facilities located in rural areas and those which receive referrals from MSA dominant hospitals or single urban hospitals, the percentage threshold is set at no more than 75%. The ARRA, as discussed below further revises the SCHIP Extension Act to postpone the percentage limitations established in the SCHIP Extension Act to the three cost reporting periods beginning on or after July 1, 2007 for freestanding LTACHs, grandfathered HwHs and grandfathered satellites and on or after October 1, 2007 for non-grandfathered LTACH HwHs and non-grandfathered satellites.

The SCHIP Extension Act also precludes the Secretary from implementing, for the three year period beginning on December 29, 2007, a one-time adjustment to the LTACH standard federal rate. This rule, established in the original LTACH-PPS regulations, permits CMS to restate the standard federal rate to reflect the effect of changes in coding since the LTACH-PPS base year. In the preamble to the May 2007 final rule, CMS discussed making a one-time prospective adjustment to the LTACH-PPS rates for the 2009 rate year. In addition, the SCHIP Extension Act reduced the Medicare payment update for the portion of RY 2008 from April 1, 2008 to June 30, 2008 to the same base rate applied to LTACH discharges during RY 2007.

For the three calendar years following December 29, 2007, the Secretary must impose a moratorium on the establishment and classification of new LTACHs, LTACH satellite facilities, and LTACH beds in existing LTACH or satellite facilities. This moratorium does not apply to LTACHs that, before the date of enactment, (1) began the qualifying period for payment under the LTACH-PPS, (2) have a written agreement with an unrelated party for the construction, renovation, lease or demolition for a LTACH and have expended at least 10% of the estimated cost of the project or \$2,500,000, or (3) have obtained an approved certificate of need.

**May 6, 2008 Interim Final Rule.** On May 6, 2008, CMS published an interim final rule with comment period, which implemented portions of the SCHIP Extension Act. The May 6, 2008 interim final rule addressed: (1) the payment adjustment for very short-stay outliers, (2) the standard federal rate for the last three months of RY 2008, (3) adjustment of the high cost outlier fixed-loss amount for the last three months of RY 2008, and (4) made references to the SCHIP Extension Act in the discussion of the basis and scope of the LTACH-PPS rules.

**May 9, 2008 Final Rule.** On May 9, 2008, CMS published its annual payment rate update for the 2009 LTACH-PPS rate year, or "RY 2009" (affecting discharges and cost reporting periods beginning on or after July 1, 2008). The final rule adopts a 15-month rate update, from July 1, 2008 through September 30, 2009 and moves LTACH-PPS from a July-June update cycle to the same update cycle as the general acute care hospital inpatient rule (October – September). For RY 2009, the rule establishes a 2.7% update to the standard federal rate. The rule increases the fixed-loss amount for high cost outlier cases to \$22,960, which is \$2,222 higher than the 2008 LTACH-PPS rate year. The final rule provides that CMS may make a one-time reduction in the LTACH-PPS rates to reflect a budget neutrality adjustment no earlier than December 29, 2010 and no later than October 1, 2012. CMS estimated this reduction will be approximately 3.75%.

**May 22, 2008 Interim Final Rule.** On May 22, 2008, CMS published an interim final rule with comment period, which implements portions of the SCHIP Extension Act not addressed in the May 6, 2008 interim final rule. Among other things, the May 22, 2008 interim final rule establishes a definition for "free-standing" LTACHs as a hospital that: (1) has a Medicare provider agreement, (2) has an average length of stay of greater than 25 days, (3) does not occupy space in a building used by another hospital, (4) does not occupy space in one or more separate or entire buildings located on the same campus as buildings used by another hospital and (5) is not part of a hospital that provides inpatient services in a building also used by another hospital.

**August 2008 Final Rule.** On August 19, 2008, CMS published the IPPS final rule for FY 2009 (affecting discharges and cost reports beginning on or after October 1, 2008 and before October 1, 2009), which made limited revisions to the classifications of cases in MS-LTC-DRGs. The final rule also includes a number of hospital ownership and physician referral provisions, including expansion of a hospital's disclosure obligations by requiring physician-owned hospitals to disclose ownership or investment interests held by immediate family members of a referring physician. The final rule requires physician-owned hospitals to furnish to patients, on request, a list of physicians or immediate family members who own or invest in the hospital. Moreover, a physician-owned hospital must require all physician owners or investors who are also active members of the hospital's medical staff to disclose in writing their ownership or investment interests in the hospital to all patients they refer to the hospital. CMS can terminate the Medicare provider agreement of a physician-owned hospital if it fails to comply with these disclosure provisions or with the requirement that a hospital disclose in writing to all patients whether there is a physician on-site at the hospital 24 hours per day, 7 days per week.

**The American Recovery and Reinvestment Act of 2009.** On February 17, 2009, President Obama signed into law the American Recovery and Reinvestment Act of 2009, the "ARRA." The ARRA makes several technical corrections to the SCHIP Extension Act, including a clarification that, during the moratorium period established by the SCHIP Extension Act, the percentage threshold for grandfathered satellites is set at 50% and not phased in to the 25% level for admissions from a co-located hospital. In addition, the ARRA clarifies that the application of the percentage threshold is postponed for a LTACH HwH or satellite that was co-located with a provider-based, off-campus location of an IPPS hospital that did not deliver services payable under IPPS. The ARRA also provides that the postponement of the percentage threshold established in the SCHIP Extension Act will be effective for cost reporting periods beginning on or after July 1, 2007 for freestanding LTACHs and grandfathered HwHs and satellites and on or after October 1, 2007 for other LTACH HwHs and satellites.

**June 3, 2009 Interim Final Rule.** On June 3, 2009, CMS published an interim final rule in which CMS adopted a new table of MS-LTC-DRG relative weights that will apply to the remainder of fiscal year 2009 (through September 30, 2009). This interim final rule revises the MS-LTC-DRG relative weights for payment under the LTACH-PPS for FY 2009 due to CMS's misapplication of its established methodology in the calculation of the budget neutrality factor. This error resulted in relative weights that are higher, by approximately 3.9% for all of FY 2009 (October 1, 2008 through September 30, 2009) which has the effect of reducing reimbursement by approximately 3.9%. However, CMS is only applying the corrected weights to the remainder of fiscal year 2009 (that is, from June 3, 2009 through September 30, 2009).

**July 31, 2009 Final Rule.** On July 31, 2009, CMS released its annual payment rate update for the LTACH PPS for "FY 2010" (affecting discharges and cost reporting periods beginning on or after October 1, 2009 and before September 30, 2010). For FY 2010 CMS adopted a 2.5% increase in payments under the LTACH PPS. As a result, the standard federal rate for FY 2010 is set at \$39,896.65, an increase from \$39,114.36 in FY 2009. The increase in the standard federal rate uses a 2.0% update factor based on the market basket update of 2.5% less an adjustment of 0.5% to account for changes in documentation and coding practices. The fixed loss amount for high cost outlier cases is set at \$18,425. This is a decrease from the fixed loss amount in the 2009 rate year of \$22,960.

The July 31, 2009 annual payment rate update also included an interim final rule with comment period implementing provisions of the ARRA discussed above, including amendments to provisions of the SCHIP Extension Act relating to payments to LTACHs and LTACH satellite facilities and increases in beds in existing LTACHs and LTACH satellite facilities under the LTACH PPS.

In the same federal register, CMS finalized three interim final rules with comment period that it previously published but had yet to respond to public comment. First, CMS finalized the June 3, 2009 interim final rule that adopted a new table of MS-LTC-DRG relative weights for the period between June 3, 2009 and September 30, 2009. Second, CMS finalized the May 6, 2008 interim final rule that implemented changes to LTACH PPS mandated by the SCHIP Extension Act addressing: (1) payment adjustments for certain short-stay outliers, (2) the federal standard rate for the last three months of rate year 2008, and (3) adjustment of the high cost outlier fixed-loss amount. Finally, CMS finalized the May 22,

2008 interim final rule that implemented changes to LTACH PPS mandated by the SCHIP Extension Act modifying the percentage threshold policy for certain LTACHs and addressing the three-year moratorium on the establishment of new LTACHs and bed increases at existing LTACHs and LTACH satellites.

We currently have a total of nine LTACH facilities, with 220 licensed beds. Eight of our LTACH facilities are classified as HwHs and one as freestanding. Of the eight HwH facilities, five are located in rural or non-MSAs. Three of our eight HwH facilities are located in MSA or urban areas. Of these eight locations classified as HwHs, one facility is a satellite location of a parent hospital located in an MSA and one facility is a satellite location of a parent hospital located in a non-MSA. We also have one location that is a freestanding remote site of a parent located in an MSA. Based on our discussions with CMS, we believe each of our satellite and remote locations will be viewed as being located in a non-MSA regardless of the location of its parent hospital and will be treated independently from its parent for purposes of calculating its compliance with the admissions limitations. If the "25% rule" is extended, as planned, to freestanding LTACHs after the three-year delay (established in the MMSEA), our current freestanding facility would not likely be affected because we currently do not receive more than 25% of our Medicare admissions from any single referring hospital.

For the 12 months ended December 31, 2011, on an individual basis, the admission of our LTACHs were under the proper threshold as of the current cost report year date of August 31, 2011. Our new LTACHs acquired in 2010 and 2009 were grandfathered LTACHs and, therefore, have no limitations under MMSEA with respect to the number of patients that can be admitted from the host hospital. Our remaining LTACH is not an HwH; therefore, it is not subject to these limits on host hospital referrals, but maintains compliance with non-co-located hospital referral thresholds.

#### *Medicaid*

Medicaid is a joint federal and state funded health insurance program for certain low-income individuals. Medicaid reimburses health care providers using a number of different systems, including cost-based, prospective payment and negotiated rate systems. Rates are also subject to adjustment based on statutory and regulatory changes, administrative rulings, government funding limitations and interpretations of policy by individual state agencies.

#### *Non-Governmental Payors*

Payments from non-governmental payor sources are based on episodic-based rates or per visit basis depending upon the terms and conditions of the payor. Examples of non-governmental payor sources are insurance companies, workers' compensation programs, health maintenance organizations, preferred provider organizations, other managed care companies and employers, as well as patients directly.

Patients are generally not responsible for any difference between customary charges for our services and amounts paid by Medicare and Medicaid programs and the non-governmental payors, but are responsible for services not covered by these programs or plans, as well as for deductibles and co-insurance obligations of their coverage. The amount of these deductibles and co-insurance obligations on patients has increased in recent years. Collection of amounts due from individuals is typically more difficult than collection of amounts due from government or business payors. Because the majority of our billed services are paid in full by Medicare, Medicaid or private insurance, co-payments from patients do not represent a material portion of our billed revenue and corresponding accounts receivable. To further reduce their health care costs, most insurance companies, health maintenance organizations, preferred provider organizations and other managed care companies have negotiated discounted fee structures or fixed amounts for services performed, rather than paying health care providers the amounts billed.

In response to the challenges associated with collecting from commercial payors we began negotiating higher reimbursement rates with a majority of our commercial payors. Our Managed Care contracts include 80 different payors between all our divisions, 5 of those are national contracts, 10 are regional contracts and 65 are state and local contracts/standing letters of agreement. However, if we are unable to continue negotiating higher reimbursement rates with commercial payors or if commercial payors continue to reduce health care costs through reduction in home health reimbursement, it could have a material adverse impact on our financial results.



## Government Regulations

### General

The health care industry is highly regulated and we are required to comply with federal, state and local laws which significantly affect our business. These laws and regulations are extremely complex and, in many instances, the industry does not have the benefit of significant regulatory or judicial interpretation. Regulations and policies frequently change, and we monitor these changes through trade and governmental publications and associations. The significant areas of federal and state regulatory laws that could affect our ability to conduct our business include the following:

- Medicare and Medicaid participation and reimbursement;
- the federal Anti-Kickback Statute and similar state laws;
- the federal Stark Law and similar state laws;
- false and other improper claims;
- the Health Insurance Portability and Accountability Act of 1996 ("HIPAA");
- civil monetary penalties;
- environmental health and safety laws;
- licensing; and
- certificates of need and permits of approval.

If we fail to comply with these applicable laws and regulations, we could suffer civil or criminal penalties, including the loss of our licenses to operate and our ability to participate in federal and state health care programs, which would materially adversely affect our financial condition and results of operations. Although we believe we are in material compliance with all applicable laws, these laws are complex and a review of our practices by a court or law enforcement or regulatory authority could result in an adverse determination that could harm our business. Furthermore, the laws applicable to us are subject to change, interpretation and amendment, which could adversely affect our ability to conduct our business.

### Office of Inspector General

The Department of Health and Human Services OIG has a responsibility to report any program or management problems related to programs such as Medicare to the Secretary of HHS and Congress. The OIG's duties are carried out through a nationwide network of audits, investigations and inspections. Each year, the OIG outlines areas it intends to study relating to a wide range of providers. In fiscal year 2011, the OIG indicated its intent to study topics relating to, among others, home health, hospice and long-term care hospitals. No estimate can be made at this time regarding the impact, if any, of the OIG's findings.

### Medicare Participation

During the years ended December 31, 2011, 2010 and 2009, we received 79.7%, 80.5% and 82.2%, respectively, of our consolidated net service revenue from Medicare. We expect to continue to receive the majority of our consolidated net service revenue from serving Medicare beneficiaries. Medicare is a federally funded and administered health insurance program, primarily for individuals who are 65 or older or who are disabled. To participate in the Medicare program and receive Medicare payments, our agencies and facilities must comply with regulations promulgated by CMS. Among other things, these requirements, known as "conditions of participation," relate to the type of facility, its personnel and its standards of medical care. Although we intend to continue to participate in the Medicare reimbursement programs, we cannot guarantee that our agencies, facilities and programs will continue to qualify for participation.

Under Medicare rules, the designation "provider-based" refers to circumstances in which a subordinate facility (e.g., a separately-certified Medicare provider, a department of a provider or a satellite facility) is treated as part of another provider, called the "main" provider, for Medicare payment purposes. In these cases, the services of the subordinate facility are included in the "main" provider's cost report and overhead costs of the main provider can be allocated to the subordinate facility, to the extent that such costs are shared. We operate LTACHs that are treated as provider-based satellites of certain of our other facilities. We also provide contract rehabilitation and management services to hospital rehabilitation departments that may be treated as provider-based. These facilities are required to satisfy certain operational standards in order to retain their provider-based status. Although we intend to continue to operate these facilities as provider-based, we cannot guarantee that they will continue to qualify as provider-based entities.

### *Anti-Kickback Statute*

Provisions of the Social Security Act of 1965, commonly referred to as the Anti-Kickback Statute, prohibit the payment or receipt of anything of value in return for the referral of patients or arranging for the referral of patients, or in return for the recommendation, arrangement, purchase, lease or order of items or services that are covered by a federal health care program such as Medicare and Medicaid. Violation of the Anti-Kickback Statute is a felony and sanctions include imprisonment of up to five years, criminal fines of up to \$25,000, civil monetary penalties of up to \$50,000 per act plus three times the amount claimed or three times the remuneration offered and exclusion from federal health care programs (including the Medicare and Medicaid programs). Many states have adopted similar prohibitions against payments intended to induce referrals of Medicaid and other third-party payor patients.

The OIG has published numerous "safe harbors" that exempt some practices from enforcement action under the federal Anti-Kickback Statute. These safe harbors exempt specified activities, including bona-fide employment relationships, contracts for the rental of space or equipment, personal service arrangements and management contracts, so long as all of the requirements of the safe harbor are met. The OIG has recognized that the failure of an arrangement to satisfy all of the requirements of a particular safe harbor does not necessarily mean that the arrangement violates the Anti-Kickback Statute. Instead, each arrangement is analyzed on a case-by-case basis, which is very fact specific. We cannot guarantee that all our arrangements will satisfy a safe harbor or will ultimately be viewed as being compliant with the Anti-Kickback Statute.

We are required under the Medicare conditions of participation and some state licensing laws to contract with numerous health care providers and practitioners, including physicians, hospitals and nursing homes and to arrange for these individuals or entities to provide services to our patients. In addition, we have contracts with other suppliers, including pharmacies, ambulance services and medical equipment companies. We have also entered into various joint ventures with hospitals and physicians for the ownership and management of home nursing agencies and LTACHs. Some of these individuals or entities may refer, or be in a position to refer, patients to us and we may refer, or be in a position to refer, patients to these individuals or entities. We attempt to structure these arrangements in a manner that meets the requirements of a safe harbor. However, some of these arrangements may not meet all of the requirements of a safe harbor. We believe that our contracts and arrangements with providers, practitioners and suppliers do not violate the Anti-Kickback Statute or similar state laws. We cannot guarantee, however, that governmental agencies and bodies will interpret these laws in the same manner as we do.

From time to time, various federal and state agencies, such as HHS and CMS, issue pronouncements, including fraud alerts, that identify practices that may be subject to heightened scrutiny. For example, the OIG's FY 2009 Work Plan describes, among other things, the government's intention to examine Medicare Part B payments for therapy services, accuracy of claims coding for Medicare home health resources groups, examining trends in utilization patterns and Medicare reimbursement for services ordered by referring physicians, the incidence of Medicare home health services outlier payments for insulin injections, and analysis of Home Health Agency claims under CMS' Comprehensive Error Rate Testing Program to determine whether payments for services and items were adequately documented, medically necessary and coded correctly.

In June 1995, the OIG issued a special fraud alert that focused on the home nursing industry and identified some of the illegal practices the OIG has uncovered. In March 1998, the OIG issued a special fraud alert titled, *Fraud and Abuse in Nursing Home Arrangements with Hospices*. This special fraud alert focused on payments received by nursing homes from hospices. We believe, but cannot assure you, that our operations comply with the principles expressed by the OIG in these special fraud alerts.

We endeavor to conduct our operations in compliance with federal and state health care fraud and abuse laws, including the Anti-Kickback Statute and similar state laws. However, our practices may be challenged in the future and the fraud and abuse laws may be interpreted in a way that finds us in violation of these laws. If we are found to be in violation of the Anti-Kickback Statute, we could be subject to civil and criminal penalties and we could be excluded from participating in federal health care programs such as Medicare and Medicaid. The occurrence of any of these events could significantly harm our business and financial condition.

### *Stark Law*

Congress has passed significant prohibitions against physician referrals of patients for certain health care services. These prohibitions are commonly known as the Stark Law. The Stark Law prohibits a physician from making referrals for particular health care services (called designated health services) to entities with which the physician, or an immediate family member of the physician, has a financial relationship.

The term "financial relationship" is defined very broadly to include most types of ownership or compensation relationships. The Stark Law also prohibits the entity receiving the referral from seeking payment under the Medicare and Medicaid programs for services rendered pursuant to a prohibited referral. If an entity is paid for services rendered pursuant to a prohibited referral, it may incur civil penalties and could be excluded from participating in the Medicare or Medicaid programs. If an arrangement is covered by the Stark Law, the requirements of a Stark Law exception must be met for the physician to be able to make referrals to the entity for designated health services and for the entity to be able to bill for these services.

"Designated health services" under the Stark Law is defined to include clinical laboratory services; physical therapy services; occupational therapy services; radiology services, including magnetic resonance imaging, computerized axial tomography scans and ultrasound services; radiation therapy services and supplies; durable medical equipment and supplies; parenteral and enteral nutrients, equipment and supplies; prosthetics, orthotics and prosthetic devices and supplies; home health services; outpatient prescription drugs; and inpatient and outpatient hospital services. The Stark Law defines a financial relationship to include: (1) a physician's ownership or investment interest in an entity and (2) a compensation relationship between a physician and an entity. Under the Stark Law, financial relationships include both direct and indirect relationships.

Physicians refer patients to us for several Stark Law designated health services, including home health services, inpatient and outpatient hospital services and physical therapy services. We have compensation arrangements with some of these physicians or their professional practices in the form of medical director and consulting agreements. We also have operations owned by joint ventures in which physicians have an investment interest. In addition, other physicians who refer patients to our agencies and facilities may own our stock. As a result of these relationships, we could be deemed to have a financial relationship with physicians who refer patients to our facilities and agencies for designated health services. If so, the Stark Law would prohibit the physicians from making those referrals and would prohibit us from billing for the services unless a Stark Law exception applies.

The Stark Law contains exceptions for certain physician ownership or investment interests in and certain physician compensation arrangements with entities. If a compensation arrangement or investment relationship between a physician, or a physician's immediate family member, and an entity satisfies all requirements for a Stark Law exception, the Stark Law will not prohibit the physician from referring patients to the entity for designated health services. The exceptions for compensation arrangements cover employment relationships, personal services contracts and space and equipment leases, among others. The exceptions for a physician investment relationship include ownership in an entire hospital and ownership in rural providers. We believe our compensation arrangements with referring physicians and our physician investment relationships meet the requirements for an exception under the Stark Law and that our operations comply with the Stark Law.

The Stark Law also includes an exception for a physician's ownership or investment interest in certain entities through the ownership of stock. If a physician owns stock in an entity and the stock is listed on a national exchange or is quoted on NASDAQ and the ownership meets certain other requirements, the Stark Law will not apply to prohibit the physician from referring to the entity for designated health services. The requirements for this Stark Law exception include a requirement that the entity issuing the stock have at least \$75.0 million in stockholders' equity at the end of its most recent fiscal year or on average during the previous three fiscal years. As of December 31, 2011, 2010 and 2009, we have exceeded \$75.0 million in stockholders' equity.

If an entity violates the Stark Law, it could be subject to civil penalties of up to \$15,000 per prohibited claim and up to \$100,000 for knowingly entering into certain prohibited referral schemes. The entity also may be excluded from participating in federal health care programs (including Medicare and Medicaid). There are no criminal penalties for violations of Stark Law. If the Stark Law was found to apply to our relationships with referring physicians and those relationships did not meet the requirement of an exception under the Stark Law, we would be required to restructure these relationships or refuse to accept referrals for designated health services from these physicians. If we were found to have submitted claims to Medicare or Medicaid for services provided pursuant to a referral prohibited by the Stark Law, we would be required to repay any amounts we received from Medicare for those services and could be subject to civil monetary penalties. Further, we could be excluded from participating in Medicare and Medicaid. If we were required to repay any amounts to Medicare, subjected to fines, or excluded from the Medicare and Medicaid Programs, our business and financial condition would be harmed significantly.

Many states have physician relationship and referral statutes that are similar to the Stark Law. Some of these laws generally apply regardless of payor. We believe that our operations are structured to comply with applicable state laws with respect to physician relationships and referrals. However, any finding that we are not in compliance with these state laws could require us to change our operations or could subject us to penalties. This, in turn, could have a negative impact on our operations.

### *False and Improper Claims*

The submission of claims to a federal or state health care program for items and services that are “not provided as claimed” may lead to the imposition of civil monetary penalties, criminal fines and imprisonment and/or exclusion from participation in state and federally funded health care programs, including the Medicare and Medicaid programs. These false claims statutes include the Federal False Claims Act. Under the Federal False Claims Act, actions against a provider can be initiated by the federal government or by a private party on behalf of the federal government. These private parties are often referred to as qui tam relators, and relators are entitled to share in any amounts recovered by the government. Both direct enforcement activity by the government and qui tam actions have increased significantly in recent years. This development has increased the risk that a health care company like us will have to defend a false claims action, pay fines or be excluded from the Medicare and Medicaid programs as a result of an investigation arising out of false claims laws. Many states have enacted similar laws providing for the imposition of civil and criminal penalties for the filing of fraudulent claims. Because of the complexity of the government regulations applicable to our industry, we cannot assure that we will not be the subject of an action under the Federal False Claims Act or similar state law.

### *Anti-fraud Provisions of the HIPAA*

In an effort to combat health care fraud, Congress included several anti-fraud measures in HIPAA. Among other things, HIPAA broadened the scope of certain fraud and abuse laws, extended criminal penalties for Medicare and Medicaid fraud to other federal health care programs and expanded the authority of the OIG to exclude persons and entities from participating in the Medicare and Medicaid programs. HIPAA also extended the Medicare and Medicaid civil monetary penalty provisions to other federal health care programs, increased the amounts of civil monetary penalties and established a criminal health care fraud statute.

Federal health care offenses under HIPAA include health care fraud and making false statements relating to health care matters. Under HIPAA, among other things, any person or entity that knowingly and willfully defrauds or attempts to defraud a health care benefit program is subject to a fine, imprisonment or both. Also under HIPAA, any person or entity that knowingly and willfully falsifies or conceals or covers up a material fact or makes any materially false or fraudulent statements in connection with the delivery of or payment of health care services by a health care benefit plan is subject to a fine, imprisonment or both. HIPAA applies not only to governmental plans but also to private payors.

### *Administrative Simplification Provisions of HIPAA*

HHS's final regulations governing electronic transactions involving health information are part of the administrative simplification provisions of HIPAA, commonly referred to as the Transaction Standards rule. The rule establishes standards for eight of the most common health care transactions by reference to technical standards promulgated by recognized standards publishing organizations. Under the standards, any party transmitting or receiving health transactions electronically must send and receive data in a single format, rather than the large number of different data formats currently used. This rule applies to us in connection with submitting and processing health claims. The Transaction Standards rule also applies to many of our payors and to our relationships with those payors. Because many of our payors might not have been able to accept transactions in the format required by the Transaction Standards rule by the original compliance date, we filed a timely compliance extension plan with HHS. We believe that our operations materially comply with the Transaction Standards rule.

HHS also has final regulations implementing HIPAA that set forth standards for the privacy of individually-identifiable health information, referred to as protected health information. These regulations cover health care providers, health care clearinghouses and health plans. The privacy regulations require companies covered by the regulations to use and disclose protected health information only as allowed by the privacy regulations. Specifically, the privacy regulations require companies, including us, to do the following, among other things:

- obtain patient authorization prior to certain uses or disclosures of protected health information;
- provide notice of privacy practices to patients and obtain an acknowledgement that the patient has received the notice;
- respond to requests from patients for access to or to obtain a copy of their protected health information;
- respond to patient requests for amendments of their protected health information;
- provide an accounting to patients of certain disclosure of their protected health information;
- enter into agreements with the companies' business associates through which the business associates agree to use and disclose protected health information only as permitted by the agreement and the requirements of the privacy regulations;
- train the companies' workforce in privacy compliance;
- designate a privacy officer;
- use and disclose only the minimum necessary information to accomplish a particular purpose; and
- establish policies and procedures with respect to uses and disclosures of protected health information.

These regulatory requirements impose significant administrative and financial obligations on companies that use or disclose individually identifiable health information relating to the health of a patient. We have implemented policies and procedures to maintain patient privacy and comply with HIPAA's privacy regulations. However, the privacy regulations are extensive, and we may need to change some of our practices to comply with them as they are interpreted.

In February 2003, HHS published the final security regulations implementing HIPAA that govern the security of health information. The compliance date for the security regulations was April 21, 2005. The security regulations require the implementation of policies and procedures that establish administrative, physical and technical safeguards for electronic protected health information. Companies covered by the security regulations are required to ensure the confidentiality, integrity and availability of electronic protected health information. Specifically, among others things, companies subject to the security regulations, including us, are required to:

- conduct a thorough assessment of the potential risks and vulnerabilities to confidentiality, integrity and availability of electronic protected health information and to reduce the risks and vulnerabilities to a reasonable and appropriate level as required by the security regulations;
- designate a security officer;
- establish policies relating to access by the companies' workforce to electronic protected health information;
- enter into agreements with the companies' business associates whereby business associates agree to establish administrative, physical and technical safeguards for electronic protected health information received from or on behalf of the companies;
- create a disaster and contingency plan to ensure the availability of electronic protected health information;
- train the companies' workforce in security compliance;

- establish physical controls for electronic devices and media containing or transmitting electronic protected health information;
- establish policies and procedures regarding the use of workstations with access to electronic protected health information; and
- establish technical controls for the information systems maintaining or transmitting electronic protected health information.

In addition, in 2009, the American Reinvestment and Recovery Act of 2009 expanded some of our obligations under the existing HIPAA privacy and security provisions, including:

- requirements to notify individuals and governmental agencies when security breaches occur with respect to unsecured information;
- limitations on our ability to use or disclose protected health information for marketing or soliciting charitable contributions;
- expansion of certain privacy and security requirements to our vendors and business associates; and
- requirements for providing an accounting of disclosures of electronic health records.

These regulatory requirements impose significant administrative and financial obligations on companies like us that use or disclose electronic health information. We have implemented policies and procedures to comply with the security regulations.

#### *Civil Monetary Penalties*

The Secretary of HHS may impose civil monetary penalties on any person or entity that presents, or causes to be presented, certain ineligible claims for medical items or services. The amount of penalties varies depending on the offense, from \$2,000 to \$50,000 per violation, plus treble damages for the amount at issue and may include exclusion from federal health care programs (including Medicare and Medicaid).

HHS also can impose penalties on a person or entity who offers inducements to beneficiaries for program services, who violates rules regarding the assignment of payments, or who knowingly gives false or misleading information that could reasonably influence the discharge of patients from a hospital. Persons who have been excluded from a federal health care program and who retain ownership in a participating entity and persons who contract with excluded persons may be penalized.

HHS also can impose penalties for false or fraudulent claims and those that include services not provided as claimed. In addition, HHS may impose penalties on claims:

- for physician services that the person or entity knew or should have known were rendered by a person who was unlicensed, or by a person who misrepresented either (1) his or her qualifications in obtaining his or her license or (2) his or her certification in a medical specialty;
- for services furnished by a person who was, at the time the claim was made, excluded from the program to which the claim was made; or
- that show a pattern of medically unnecessary items or services.

Penalties also are applicable in certain other cases, including violations of the federal Anti-Kickback Statute, payments to limit certain patient services and improper execution of statements of medical necessity.

#### *Environmental Health and Safety Laws*

We are subject to federal, state and local regulations governing the storage, use and disposal of materials and waste products. Although we believe that our safety procedures for storing, handling and disposing of these hazardous materials comply with the standards prescribed by law and regulation, we cannot completely eliminate the risk of accidental contamination or injury from those hazardous materials. In the event of an accident, we could be held liable for any damages that result and any liability could exceed the limits or fall outside the coverage of our insurance. We may not be able to maintain insurance on acceptable terms, or at all. We could incur significant costs and the diversion of our management's attention to comply with current or future environmental laws and regulations. We do not have any violations related to compliance with environmental, health and safety laws through 2011.

### *Licensing*

Our agencies and facilities are subject to state and local licensing regulations ranging from the adequacy of medical care to compliance with building codes and environmental protection laws. To assure continued compliance with these various regulations, governmental and other authorities periodically inspect our agencies and facilities. Additionally, health care professionals at our agencies and facilities are required to be individually licensed or certified under applicable state law. We take steps to ensure that our employees and agents possess all necessary licenses and certifications.

The institutional pharmacy operations within our facility-based services segment are also subject to regulation by the various states in which we conduct the pharmacy business, as well as by the federal government. The pharmacies are regulated under the Food, Drug and Cosmetic Act and the Prescription Drug Marketing Act, which are administered by the United States Food and Drug Administration. Under the Comprehensive Drug Abuse Prevention and Control Act of 1970, administered by the United States Drug Enforcement Administration, dispensers of controlled substances must register with the Drug Enforcement Administration, file reports of inventories and transactions and provide adequate security measures. Failure to comply with such requirements could result in civil or criminal penalties. We do not have any violations related to the Comprehensive Drug Abuse Prevention and Control Act of 1970 through 2011.

### *Accreditation*

The Joint Commission is a nationwide commission that establishes standards relating to the physical plant, administration, quality of patient care and operation of medical staffs of health care organizations. Currently, Joint Commission accreditation of home nursing and hospice agencies is voluntary. However, some managed care organizations use Joint Commission accreditation as a credentialing standard for regional and state contracts. As of December 31, 2011, the Joint Commission had accredited 252 of our 290 agencies. Those not yet accredited are working towards achieving this accreditation. As we acquire companies we apply for accreditation 12 to 18 months after acquisition.

### *Certificate of Need and Permit of Approval Laws*

In addition to state licensing laws, some states require a provider to obtain a certificate of need or permit of approval prior to establishing or expanding certain health services or facilities. States with certificate of need or permit of approval laws place limits on both the construction and acquisition of health care facilities and operations and the expansion of existing facilities and services. In these states, approvals are required for capital expenditures exceeding certain amounts that involve certain facilities or services, including home nursing agencies. The certificate of need or permit of approval issued by the state determines the service areas for the applicable agency or program. The following states issue certificates of need or permits of approval: Alabama, Alaska, Arkansas, Georgia, Hawaii, Kentucky, Maryland, Mississippi, Montana, New Jersey, New York, North Carolina, South Carolina, Tennessee, Vermont, Washington, West Virginia and the District of Columbia. In addition, the state of Louisiana has imposed a moratorium on the issuance of new licenses for home nursing agencies that we expect to remain in effect for 2012.

State certificate of need and permit of approval laws generally provide that, prior to the addition of new capacity, the construction of new facilities or the introduction of new services, a designated state health planning agency must determine that a need exists for those beds, facilities or services. The process is intended to promote comprehensive health care planning, assist in providing high-quality health care at the lowest possible cost and avoid unnecessary duplication by ensuring that only needed health care facilities and operations will be built and opened.

### *Employees*

As of December 31, 2011 we had 7,571 employees, of which 5,130 were full-time. None of our employees are subject to a collective bargaining agreement. We consider our relationships with our employees and independent contractors to be good.

## Insurance

We are subject to claims and legal actions in the ordinary course of our business. To cover claims that may arise, we maintain professional malpractice liability insurance, general liability insurance, automobile liability insurance and workers' compensation/employer's liability insurance in amounts that we believe are appropriate and sufficient for our operations. We maintain professional malpractice and general liability insurance that provide primary coverage on a claims-made basis of \$1.0 million per incident and \$3.0 million in annual aggregate amounts. We maintain workers' compensation insurance that meets state statutory requirements with a primary employer liability limit of \$1.0 million for Louisiana, Mississippi, Alabama, Arkansas, Texas, Tennessee, Georgia, Florida, Kentucky, Missouri, Oklahoma, Virginia, West Virginia, Oregon, North Carolina, Maryland and Idaho. There are no limits to employer liability in Ohio and Washington. The Company is self-insured for the first \$350,000 in workers compensation liability. We maintain automobile liability insurance for all owned, hired and non-owned autos with a primary limit of \$1.0 million. In addition, we currently maintain multiple layers of umbrella coverage in the aggregate amount of \$25.0 million that provides excess coverage for professional malpractice, general liability, automobile liability and employer's liability. We maintain directors and officers liability insurance in the aggregate amount of \$25.0 million, with an additional \$5.0 million of Side A coverage. The cost and availability of insurance coverage has varied widely in recent years. While we believe that our insurance policies and coverage are adequate for a business enterprise of our type, we cannot guarantee that our insurance coverage is sufficient to cover all future claims or that it will continue to be available in adequate amounts or at a reasonable cost.

## Available Information

Our Annual Reports on Form 10-K, Quarterly Reports on Form 10-Q, Current Reports on Form 8-K, proxy statements and amendments to those reports are available free of charge on our internet website at [www.lhcgroup.com](http://www.lhcgroup.com) as soon as reasonably practicable after such reports are electronically filed with or furnished to the Securities and Exchange Commission ("SEC"). The SEC also maintains an internet site at [www.sec.gov](http://www.sec.gov) that contains such reports, proxy and information statements and other information regarding issuers that file electronically with the SEC. These reports may also be obtained at the SEC's Public Reference Room at 100 F Street NE, Washington, D.C. 20549. Information on the operation of the Public Reference Room is available by calling the SEC at (800) SEC-0330.

## Item 1A. Risk Factors.

*The risks and uncertainties described below and elsewhere in this Annual Report on Form 10-K could cause our actual results to differ materially from past or expected results and are not the only ones we face. Other risks and uncertainties that we have not predicted or assessed may also adversely affect us.*

*If any of the following risks occur, our earnings, financial condition or business could be materially harmed and the trading price of our common stock could decline, resulting in the loss of all or part of stockholders' investments.*

### Risk Factors Related to Reimbursement and Government Regulation

*We cannot predict the effect that health care reform and other changes in government programs may have on our business, financial condition or results of operations.*

The Patient Protection and Affordable Care Act and the Health Care Education Reconciliation Act of 2010 (collectively, the "Acts") were signed into law by President Obama on March 23, 2010, and March 30, 2010, respectively. The Acts dramatically alter the United States health care system and are intended to decrease the number of uninsured Americans and reduce overall health care costs. The Acts attempt to achieve these goals by, among other things, requiring most Americans to obtain health insurance, expanding Medicare and Medicaid eligibility, reducing Medicare and Medicaid payments, and tying reimbursement to the satisfaction of certain quality criteria. The Acts also contain a number of measures that are intended to reduce fraud and abuse in the Medicare and Medicaid programs. Because a majority of the measures contained in the Acts have not yet taken effect, it is difficult to predict the impact the Acts will have on our operations. However, depending on how they are ultimately interpreted and implemented, the Acts could have an adverse effect on our business and its financial condition and results of operations.



*We derive more than 75% of our consolidated net service revenue from Medicare. If there are changes in Medicare rates or methods governing Medicare payments for our services, or if we are unable to control our costs, our results of operations and cash flows could decline materially.*

For the years ended December 31, 2011, 2010 and 2009, we received 79.7%, 80.5% and 82.2%, respectively, of our net service revenue from Medicare. Reductions in Medicare rates or changes in the way Medicare pays for services could cause our net service revenue and net income to decline, perhaps materially. Reductions in Medicare reimbursement could be caused by many factors, including:

- administrative or legislative changes to the base rates under the applicable prospective payment systems;
- the reduction or elimination of annual rate increases;
- the imposition or increase by Medicare of mechanisms, such as co-payments, shifting more responsibility for a portion of payment to beneficiaries;
- adjustments to the relative components of the wage index used in determining reimbursement rates;
- changes to case mix or therapy thresholds;
- the reclassification of home health resource groups or long-term care diagnosis-related groups; or
- further limitations on referrals to long-term acute care hospitals from host hospitals.

We receive fixed payments from Medicare for our services based on the level of care provided to our patients. Consequently, our profitability largely depends upon our ability to manage the cost of providing these services. Medicare currently provides for an annual adjustment of the various payment rates, such as the base episode rate for our home nursing services, based upon the increase or decrease of the medical care expenditure category of the Consumer Price Index, which may be less than actual inflation. This adjustment could be eliminated or reduced in any given year. In 2011 we experienced an approximate 5.22% cut in home health reimbursement for our Medicare patients and expect an additional 2.4% cut in 2012. Further, Medicare routinely reclassifies home health resource groups and long-term care diagnosis-related groups. As a result of those reclassifications, we could receive lower reimbursement rates depending on the case mix of the patients we service. If our cost of providing services increases by more than the annual Medicare price adjustment, or if these reclassifications result in lower reimbursement rates, our results of operations, net income and cash flows could be adversely impacted.

*We are subject to extensive government regulation. Any changes in the laws and regulations governing our business, or the interpretation and enforcement of those laws or regulations, could require us to modify our operations and could negatively impact our operating results and cash flows.*

As a provider of health care services, we are subject to extensive regulation on the federal, state and local levels, including with regard to:

- licensure and certificates of need and permits of approval;
- coding and billing for services;
- conduct of operations, including financial relationships among health care providers, Medicare fraud and abuse and physician self-referral;
- maintenance and protection of records, including HIPAA;
- environmental protection, health and safety;
- certification of additional agencies or facilities by the Medicare program; and
- payment for services.

The laws and regulations governing our operations, along with the terms of participation in various government programs, regulate how we do business, the services we offer and our interactions with patients and other providers. These laws and regulations, and their interpretations, are subject to frequent change. Changes in existing laws, regulations, their interpretations or the enactment of new laws or regulations could increase our costs of doing business and cause our net income to decline. If we fail to comply with these applicable laws and regulations, we could suffer civil or criminal penalties, including the loss of our licenses to operate and our ability to participate in federal and state reimbursement programs.

We are also subject to various routine and non-routine governmental reviews, audits and investigations. These audits include those conducted through the recovery audit contractor program, in which third party firms engaged by CMS conduct extensive reviews of claims data and non-medical and other records to identify potential improper payments under the Medicare Program. In recent years, federal and state civil and criminal enforcement agencies have heightened and coordinated their oversight efforts related to the health care industry, including with respect to referral practices, cost reporting, billing practices, joint ventures and other financial relationships among health care providers. Although we have invested substantial time and effort in implementing policies and procedures to comply with laws and regulations, we could be subject to liabilities arising from violations. A violation of the laws governing our operations, or changes in the interpretation of those laws, could result in the imposition of fines, civil or criminal penalties, the termination of our rights to participate in federal and state-sponsored programs or the suspension or revocation of our licenses to operate. If we become subject to material fines or if other sanctions or other corrective actions are imposed upon us, we may suffer a substantial reduction in net income.

*Current economic conditions and continued decline in spending by the Federal and State governments could adversely affect our results of operations and cash flows.*

Worldwide economic conditions have significantly declined and will likely remain depressed for the foreseeable future. While our services are not typically sensitive to general declines in the federal and state economies, the erosion in the tax base caused by the general economic downturn has caused, and will likely continue to cause, restrictions on the federal and state governments' ability to obtain financing and a decline in spending. As a result, we may face reimbursement rate cuts or reimbursement delays from Medicare and Medicaid and other governmental payors, which could adversely impact our results of operations and cash flows.

*If any of our agencies or facilities fail to comply with the conditions of participation in the Medicare program, that agency or facility could be terminated from Medicare, which could adversely affect our consolidated net service revenue and net income.*

Our agencies and facilities must comply with the extensive conditions of participation in the Medicare program. These conditions of participation vary depending on the type of agency or facility, but, in general, require our agencies and facilities to meet specified standards relating to personnel, patient rights, patient care, patient records, administrative reporting and legal compliance. If an agency or facility fails to meet any of the Medicare conditions of participation, that agency or facility may receive a notice of deficiency from the applicable state surveyor. If that agency or facility then fails to institute and comply with a plan of correction to correct the deficiency within the time period provided by the state surveyor, that agency or facility could be terminated from the Medicare program. We respond in the ordinary course to deficiency notices issued by state surveyors and none of our facilities or agencies have ever been terminated from the Medicare program for failure to comply with the conditions of participation. Any termination of one or more of our agencies or facilities from the Medicare program for failure to satisfy the Medicare conditions of participation could adversely affect our net service revenue and net income.

*The inability of our long-term acute care hospitals to maintain their certification as long-term acute care hospitals could have an adverse affect on our results of operations and cash flows.*

If our LTACHs fail to meet or maintain the standards for Medicare certification as LTACHs, such as for average minimum length of patient stay, they will receive reimbursement under the prospective payment system applicable to general acute care hospitals rather than the system applicable to long-term acute care hospitals. Payments at rates applicable to general acute care hospitals would likely result in our long-term acute care hospitals receiving less Medicare reimbursement than they currently receive for their patient services. Moreover, all but one of our LTACHs are subject to additional Medicare criteria because they operate as separate hospitals located in space leased from and located in a general acute care hospital, known as a host hospital. This is known as a "hospital within a hospital" model. These additional criteria include requirements concerning financial and operational separateness from the host hospital. If any of our LTACHs were subject to payment as general acute care hospitals or failed to comply with the separateness requirements, our net service revenue and net income would decline.

*CMS has adopted regulations that could materially and adversely affect the results of operations and cash flows of our long-term acute care hospitals.*

In a final rule released on May 1, 2007, CMS expanded the Medicare admissions threshold to apply not only to long-term acute care HwHs and satellites but also to freestanding LTACHs and grandfathered LTACHs. The policy also applies to HwHs and satellites that admit Medicare patients from non-co-located hospitals. While this policy change was supposed to take effect for cost reporting periods beginning on or after July 1, 2007, the MMSEA delayed the implementation of the policy initially for three years and then for an additional two years with respect to freestanding LTACHs and grandfathered LTACHs. MMSEA delays the implementation until cost report periods beginning on or after July 1, 2012. Further, the MMSEA set the percentage threshold at 50% for three years for HwHs and satellites located in urban areas that would otherwise be subject to a transition period and it established a 75% ceiling for HwHs and satellite facilities located in rural areas and those that receive referrals from MSA dominant hospitals or urban single hospitals.

We currently have a total of nine LTACHs. Eight of our LTACHs are classified as HwHs and one as freestanding. Of the eight HwH facilities, five are located in rural or non-MSAs and are, therefore, subject to a final admission percentage of 50% at the end of the phase-in period. Three of our HwH facilities are located in MSA or urban areas and will be subject to a final admission percentage of 25% at the end of the phase-in period. Of the eight locations classified as HwHs, one facility is a satellite location of a parent hospital located in an MSA and one is a satellite location of a parent hospital located in a non-MSA. Based on our discussions with CMS, we believe each of these satellite locations will be viewed as being located in a non-MSA regardless of the location of its parent hospital and will be treated independently from its parent for purposes of calculating its compliance with the admissions limitations. If the "25 percent rule" is extended, as planned, to freestanding LTACHs after the implementation delay established in the MMSEA, our current freestanding facility would not likely be affected because we currently do not receive more than 25% of our Medicare admissions from any single referring hospital.

For the 12 months ended December 31, 2011, on an individual basis, all of our LTACHs that are classified as HwHs admitted between 59% and 93% of their patients from their host hospitals. These hospitals came under the proper thresholds as of their respective cost report year end date in 2011. Our new LTACHs acquired in 2010 and 2009 are grandfathered and, consequently, have no limitations under MMSEA with respect to the number of patients that can be admitted from the host hospital. Our remaining LTACH is not an HwH; therefore, it is not subject to these limits on host hospital referrals.

Our ability to quantify the potential reduction in our reimbursement rates resulting from the implementation of these new regulations is contingent upon a variety of factors, such as our ability to reduce the percentage of admissions that are derived from our host hospitals and, if necessary, our ability to relocate our existing long-term acute care hospitals to freestanding locations. We may not be able to successfully restructure or relocate these operations without incurring significant expense or in a manner that avoids reimbursement reductions. If these new regulations result in lower reimbursement rates, our net service revenue and net income could decline. As a result of these new rules, we do not intend to expand the number of HwH long-term acute care hospitals that we operate.

We are reimbursed by Medicare for services we provide in our long-term acute care hospitals based on the long-term care diagnosis-related group assigned to each patient. CMS establishes these long-term care diagnosis-related groups by grouping diseases by diagnosis to reflect the amount of resources needed to treat a given disease. The May 2007 CMS final rules reclassifies certain long-term care diagnosis-related groups, which could result in a decrease in reimbursement rates. Further, the rule kept in place the financial penalties associated with the failure to limit the total number of Medicare patients discharged from a host hospital and subsequently readmitted to a long-term acute care hospital located within the host hospital to no greater than 5.0%. If we fail to comply with these readmission rates or if our reimbursement rates decline due to the reclassification of certain long-term care diagnosis-related groups, our net service revenue and net income could decline.

*If the structures or operations of our joint ventures are found to violate the law, it could have a material adverse impact on our financial condition and consolidated results of operations.*

Several of our joint ventures are with hospitals and physicians, which are governed by the Anti-Kickback Statute and similar state laws. These anti-kickback statutes prohibit the payment or receipt of anything of value in return for referrals of patients or services covered by governmental health care programs, such as Medicare. The OIG has published numerous safe harbors that exempt qualifying arrangements from enforcement under the Anti-Kickback Statute. We have sought to satisfy as many safe harbor requirements as possible in structuring our joint ventures. For example, each of our equity joint ventures with hospitals and physicians is structured in accordance with the following principles:

- the investment interest offered is not based upon actual or expected referrals by the hospital or physician;
- our joint venture partners are not required to make or influence referrals to the joint venture;
- at the time the joint venture is formed, each hospital or physician joint venture partner is required to make an actual capital contribution to the joint venture equal to the fair market value of his or her investment interest and is at risk to lose its investment;
- neither we nor the joint venture entity lends funds to or guarantees a loan to acquire interests in the joint venture for a hospital or physician; and
- distributions to our joint venture partners are based solely on their equity interests and are not affected by referrals from the hospital or physician.

Despite our efforts to meet the safe harbor requirements where possible, our joint ventures may not satisfy all elements of the safe harbor requirements.

If any of our joint ventures were found to be in violation of federal or state anti-kickback or physician referral laws, we could be required to restructure them or refuse to accept referrals from the physicians or hospitals with which we have entered into a joint venture. We also could be required to repay to Medicare amounts we have received pursuant to any prohibited referrals, and we could suffer civil or criminal penalties, including the loss of our licenses to operate and our ability to participate in federal and state health care programs. If any of our joint ventures were subject to any of these penalties, our business could be materially adversely affected. If the structure of any of our joint ventures were found to violate federal or state anti-kickback statutes or physician referral laws, we may be unable to implement our growth strategy, which could have an adverse impact on our future net income and consolidated results of operations.

*The application of state certificate of need and permit of approval regulations and compliance with federal and state licensing requirements could substantially limit our ability to operate and grow our business.*

Our ability to expand operations in a state will depend on our ability to obtain a state license to operate. States may have a limit on the number of licenses they issue. For example, Louisiana currently has a moratorium on the issuance of new home nursing agency licenses. We cannot predict whether this moratorium will be extended beyond this date or whether any other states in which we currently operate, or may wish to operate in the future, may adopt a similar moratorium.

We currently operate in 10 states that require health care providers to obtain prior approval, known as a certificate of need or a permit of approval, for the purchase, construction or expansion of health care facilities, to make certain capital expenditures or to make changes in services or bed capacity. The states that currently issue certificates of need or permits of approval are: Alabama, Alaska, Arkansas, Georgia, Hawaii, Kentucky, Maryland, Mississippi, Montana, New Jersey, New York, North Carolina, South Carolina, Tennessee, Vermont, Washington, West Virginia and the District of Columbia. In granting approval, these states consider the need in the service area for additional or expanded health care facilities or services. The failure to obtain any requested certificate of need, permit of approval or other license could impair our ability to operate or expand our business.

## Risk Factors Related to Capital and Liquidity

*The condition of the financial markets, including volatility and weakness in the equity, capital and credit markets could limit the availability and terms of debt and equity financing courses to fund the capital and liquidity requirements of our business.*

Financial markets experienced significant disruptions over the past few years. These disruptions have impacted liquidity in the debt markets, making financing terms for borrowers less attractive and, in certain cases, significantly reducing the availability of certain types of debt financing. Despite the instability over the past few years within the financial markets nationally and globally, we have not experienced any individual lender limitations to extend credit under our revolving credit facility. However, the obligations of each of the lending institutions in our revolving credit facility are separate and the availability of future borrowings under our revolving credit facility could be impacted by further volatility and disruptions in the financial credit markets or other events. Our inability to access our revolving credit facility or refinance the revolving credit facility would have a material adverse effect on our business, financial positions, results of operations and liquidity.

Based on our current plan of operations, including acquisitions, we believe our existing cash balance, when combined with expected cash flows from operations and amounts available under our revolving line of credit, will be sufficient to fund our growth strategy and to meet our anticipated operating expenses, capital expenditures and debt service obligations for at least the next 12 months. If our future net service revenue or cash flow from operations is less than we currently anticipate, we may not have sufficient funds to implement our growth strategy. Further, we cannot readily predict the timing, size and success of our acquisition and internal development efforts and the associated capital commitments. If we do not have sufficient cash resources, our growth could be limited unless we are able to obtain additional equity or debt financing.

*The agreement governing our credit facility contains, and future debt agreements may contain, various covenants that limit our discretion in the operation of our business.*

The agreement and instruments governing our outstanding credit facility, and the agreements and instruments governing future debt agreements may contain various restrictive covenants that, among other things, require us to comply with or maintain certain financial tests and ratios that may restrict our ability to:

- incur more debt;
- redeem or repurchase stock, pay dividends or make other distributions;
- make certain investments;
- create liens;
- enter into transactions with affiliates;
- make unapproved acquisitions;
- merge or consolidate;
- transfer or sell assets; and
- make fundamental changes in our corporate existence and principal business.

In addition, events beyond our control could affect our ability to comply with and maintain such financial tests and ratios. Any failure by us to comply with or maintain all applicable financial tests and ratios and to comply with all applicable covenants could result in an event of default with respect to our credit facility or any other future debt agreements. An event of default could lead to the acceleration of the maturity of any outstanding loans and the termination of the commitments to make further extensions of credit. Even if we are able to comply with all applicable covenants, the restrictions on our ability to operate our business at our sole discretion could harm our business by, among other things, limiting our ability to take advantage of financing, mergers, acquisitions and other corporate opportunities.

*Our net service revenue is concentrated in a small number of states, which makes us sensitive to regulatory and economic changes in those states.*

The Company's facilities in Louisiana, Alabama, Mississippi, Tennessee, and Kentucky accounted for approximately 67.5% of consolidated net service revenue in the current year. Accordingly, any changes in the current demographic, economic, competitive, or regulatory conditions in these states could have an adverse effect on our business, financial condition, results of operations and cash flows. Medicaid changes in these states could also have a material adverse effect on our results of operations or cash flows.

*Hurricanes or other adverse weather events could negatively affect the local economies in which we operate or disrupt our operations, which could have an adverse effect on our business or results of operations.*

Our operations along coastal areas in the southern United States are particularly susceptible to hurricanes. Such weather events can disrupt our operations, result in damage to our properties and negatively affect the local economies in which we operate. Future hurricanes could affect our operations or the economies in those market areas and result in damage to certain of our facilities, the equipment located at such facilities or equipment rented to patients in those areas. Our business or results of operations may be adversely affected by these and other negative effects of future hurricanes. Although we maintain insurance coverage, we cannot guarantee that our insurance coverage will be adequate to cover any losses or that we will be able to maintain insurance at a reasonable cost in the future. If our losses from business interruption or property damage exceed the amount for which we are insured, our results of operations and financial condition would be adversely affected.

*Delays in reimbursement may cause liquidity problems.*

Our business is characterized by delays in reimbursement from the time we request payment for our services to the time we receive reimbursement or payment. A portion of our estimated reimbursement (60.0% for an initial episode of care and 50.0% for subsequent episodes of care) for each Medicare episode is billed at the commencement of the episode and, we typically receive payment within approximately 12 days. The remaining reimbursement is billed upon completion of the episode and is typically paid within 14 to 17 days from the billing date. If we have information system problems or issues arise with Medicare or other payors, we may encounter further delays in our payment cycle. For example, in the past we have experienced delays resulting from problems arising out of the implementation by Medicare of new or modified reimbursement methodologies or as a result of natural disasters, such as hurricanes. We have also experienced delays in reimbursement resulting from our implementation of new information systems related to our accounts receivable and billing functions. Any future timing delay may cause working capital shortages. As a result, working capital management, including prompt and diligent billing and collection, is an important factor in our consolidated results of operations and liquidity. Our working capital management procedures may not successfully negate this risk. Significant delays in payment or reimbursement could have an adverse impact on our liquidity and financial condition.

### **Risk Factors Related to Operations and our Growth Strategy**

*We could be required to record a material non-cash charge to income if our recorded goodwill or intangible assets are impaired.*

Goodwill and other intangibles represent a significant portion of the assets on our balance sheet and are assessed for impairment annually for each of our reporting units. The assessment includes comparing the fair value of each reporting unit to the carrying value of the assets assigned to the reporting unit. If the carrying value of the reporting unit were to exceed our estimate of fair value of the reporting unit, we would be required to estimate the fair value of the individual assets and liabilities within the reporting unit to ascertain the fair value of goodwill. If we determine that the fair value is less than our book value, we could be required to record a non-cash impairment charge to our consolidated statements of income, which could have a material adverse effect on our earnings.

*Our allowance for contractual adjustments and doubtful accounts may not be sufficient to cover uncollectible amounts.*

On an ongoing basis, we estimate the amount of Medicare, Medicaid and private insurance receivables that we will not be able to collect. This allows us to calculate the expected loss on our receivables for the period we are reporting. Our allowance for contractual adjustments and doubtful accounts may underestimate actual unpaid receivables for various reasons, including:

- adverse changes in our estimates as a result of changes in payor mix and related collection rates;
- inability to collect funds due to missed filing deadlines or inability to prove that timely filings were made;
- adverse changes in the economy generally exceeding our expectations; or
- unanticipated changes in reimbursement from Medicare, Medicaid and private insurance companies.

If our allowance for contractual adjustments and doubtful accounts is insufficient to cover losses on our receivables, our business, financial position and results of operations could be materially adversely affected.

*Changes in the case mix of patients, as well as payor mix and payment methodologies, may have a material adverse effect on our results of operations and cash flows.*

The sources and amounts of our patient revenue are determined by a number of factors, including the mix of patients and the rates of reimbursement among payors. Generally, we receive higher reimbursement for Medicare. Changes in the case mix of the patients, payment methodologies or payor mix among private pay, Medicare and Medicaid may significantly affect our results of operations and cash flows.

*Shortages in qualified nurses and other health care professionals could increase our operating costs significantly or constrain our ability to grow.*

We rely on our ability to attract and retain qualified nurses and other health care professionals. The availability of qualified nurses nationwide has declined in recent years and competition for these and other health care professionals has increased, while salary and benefit costs have risen accordingly. Our ability to attract and retain nurses and other health care professionals depends on several factors, including our ability to provide desirable assignments and competitive benefits and salaries. We may not be able to attract and retain qualified nurses or other health care professionals in the future. In addition, the cost of attracting and retaining these professionals and providing them with attractive benefit packages may be higher than anticipated which could cause our net income to decline. Moreover, if we are unable to attract and retain qualified professionals, the quality of services offered to our patients may decline or our ability to grow may be constrained.

*If we are required to either repurchase or sell a substantial portion of the equity interests in our joint ventures, our capital resources and financial condition could be materially adversely impacted.*

Upon the occurrence of fundamental changes to the laws and regulations applicable to our joint ventures, or if a substantial number of our joint venture partners were to exercise the buy/sell provisions contained in many of our joint venture agreements, we may be obligated to purchase or sell the equity interests held by us or our joint venture partners. In some instances, the purchase price under these buy/sell provisions is based on a multiple of the historical or future earnings before income taxes, depreciation and amortization of the equity joint venture at the time the buy/sell option is exercised. In other instances, the buy/sell purchase price will be negotiated by the partners but will be subject to a fair market valuation process. In the event the buy/sell provisions are exercised and we lack sufficient capital to purchase the interest of our joint venture partners, we may be obligated to sell our equity interest in these joint ventures. If we are forced to sell our equity interest, we will lose the benefit of those particular joint venture operations. If these buy/sell provisions are exercised and we choose to purchase the interest of our joint venture partners, we may be obligated to expend significant capital in order to complete such acquisitions. If either of these events occurs, our net service revenue and net income could decline or we may not have sufficient capital necessary to implement our growth strategy.

*If we are unable to maintain relationships with existing referral sources or establish new referral sources, our growth and net income could be adversely affected.*

Our success depends significantly on referrals from physicians, hospitals and other health care providers in the communities in which we deliver our services. Our referral sources are not obligated to refer business to us and may refer business to other health care providers. We believe many of our referral sources refer business to us as a result of the quality of patient care provided by our local employees in the communities in which our agencies and facilities are located. If we are unable to retain these employees, our referral sources may refer business to other health care providers. Our loss of, or failure to maintain, existing relationships or our failure to develop new relationships could affect adversely our ability to expand our operations and operate profitably.

*We face competition, including from competitors with greater resources, which may make it difficult for us to compete effectively as a provider of post-acute health care services.*

We compete with local and regional home nursing and hospice companies, hospitals and other businesses that provide post-acute health care services, some of which are large established companies that have significantly greater resources than we do. Our primary competition comes from local operators in each of our markets. We expect our competitors to develop joint ventures with providers, referral sources and payors, which could result in increased competition. The introduction by our competitors of new and enhanced service offerings, in combination with industry consolidation and the development of competitive joint ventures, could cause a decline in net service revenue, loss of market acceptance of our services or make our services less attractive. Future increases in competition from existing competitors or new entrants may limit our ability to maintain or increase our market share. We may not be able to compete successfully against current or future competitors and competitive pressures may have a material adverse impact on our business, financial condition and results of operations.

*Future acquisitions may be unsuccessful and could expose us to unforeseen liabilities. Further, our acquisition and internal development activity may impose strains on our existing resources.*

Our growth strategy involves the acquisition of home nursing agencies and facilities throughout the United States. These acquisitions involve significant risks and uncertainties, including difficulties integrating acquired personnel and other corporate cultures into our business, the potential loss of key employees or patients of acquired agencies and the assumption of liabilities and exposure to unforeseen liabilities of acquired agencies. We may not be able to fully integrate the operations of the acquired businesses with our current business structure in an efficient and cost-effective manner. The failure to effectively integrate any of these businesses could have a material adverse effect on our operations.

We generally structure our acquisitions as asset purchase transactions in which we expressly state that we are not assuming any pre-existing liabilities of the seller and obtain indemnification rights from the previous owners for acts or omissions arising prior to the date of such acquisitions. However, the allocation of liability arising from such acts or omissions between the parties could involve the expenditure of a significant amount of time, manpower and capital. Further, the former owners of the agencies and facilities we acquire may not have the financial resources necessary to satisfy our indemnification claims relating to pre-existing liabilities. If we were unsuccessful in a claim for indemnification from a seller, the liability imposed could materially adversely affect our operations.

In addition, as we continue to expand our markets, our growth could strain our resources, including management, information and accounting systems, regulatory compliance, logistics and other internal controls. Our resources may not keep pace with our anticipated growth. If we do not manage our expected growth effectively, our future prospects could be affected adversely.

*We may face increased competition for attractive acquisition and joint venture candidates.*

We intend to continue growing through the acquisition of additional home nursing agencies and the formation of joint ventures with hospitals for the operation of home nursing agencies. We face competition for acquisition and joint venture candidates, which may limit the number of acquisition and joint venture opportunities available to us or lead to the



payment of higher prices for our acquisitions and joint ventures. We cannot guarantee that we will be able to identify suitable acquisition or joint venture opportunities in the future or that any such opportunities, if identified, will be consummated on favorable terms, if at all. Without successful acquisitions or joint ventures, our future growth rate could decline. In addition, we cannot guarantee that any future acquisitions or joint ventures, if consummated, will result in further growth.

*Federal regulation may impair our ability to consummate acquisitions or open new agencies.*

Changes in Federal laws or regulations may materially adversely impact our ability to acquire agencies or open new start-up agencies. For example, CMS recently adopted a regulation known as the “36 Month Rule” that is applicable to home health agency acquisitions. The 36 Month Rule prohibits buyers of certain home health agencies — those that either enrolled in Medicare or underwent a change in ownership fewer than 36 months prior to the acquisitions — from assuming the Medicare billing privileges of the acquired agency. Instead, the acquired agencies must enroll as new providers with Medicare. As a result, the 36 Month Rule may further increase competition for acquisition targets that are not subject to the rule, and may cause significant Medicare billing delays for the purchases of agencies that are subject to the rule.

*We are the subject of a number of inquiries by the federal government, any of which could have an adverse impact on our financial condition and operations.*

We operate in a highly regulated industry and are the subject of a number of inquiries by the federal government. We are cooperating with the applicable government agencies with respect to each of the inquiries and producing the requested records. Any negative findings could have a material adverse impact on our operations and financial condition. Although we cannot predict when these matters may be resolved, it is not unusual for investigations such as these to continue for a considerable period of time. Responding to these inquiries will continue to require management’s attention and significant legal expense. See Part I. Item 3. Legal Proceedings in this Form 10-K for additional information regarding these inquiries.

*We are subject to a corporate integrity agreement and could be subject to substantial monetary penalties or suspension in participation of Federal health care programs for noncompliance.*

On September 29, 2011, we entered into a corporate integrity agreement (“CIA”) with the Office of Inspector General of the Department of Health and Human Services. The CIA imposes certain auditing, self-reporting and training requirements that we must comply with. Failure to comply with certain obligations may lead to the imposition of monetary penalties and/or exclusion from participation in the Federal health care programs. The imposition of monetary penalties would adversely affect our profitability. An exclusion from participation in the Federal health care programs would have a material adverse effect on our financial condition as substantially all of our net patient revenue is attributable to payments received under the Medicare and Medicaid programs.

*If we are subject to substantial malpractice or other similar claims, it could materially adversely impact our results of operations and financial condition flows.*

The services we offer have an inherent risk of professional liability and substantial damage awards. We, and the nurses and other health care professionals who provide services on our behalf, may be the subject of medical malpractice claims. These nurses and other health care professionals could be considered our agents and, as a result, we could be held liable for their medical negligence. We cannot predict the effect that any claims of this nature, regardless of their ultimate outcome, could have on our business or reputation or on our ability to attract and retain patients and employees. We maintain malpractice liability insurance that provides primary coverage on a claims-made basis of \$1.0 million per incident and \$3.0 million in annual aggregate amounts. In addition, we maintain multiple layers of umbrella coverage in the aggregate amount of \$25.0 million that provide excess coverage for professional malpractice and other liabilities. We are responsible for deductibles and amounts in excess of the limits of our coverage. Claims that could be made in the future in excess of the limits of such insurance, if successful, could materially adversely affect our financial condition. In addition, our insurance coverage may not continue to be available to us at commercially reasonable rates, in adequate amounts or on satisfactory terms.

*Failure of, or problems with, our critical software or information systems could harm our business and operating results.*

In addition to our Service Value Point system, our business is also substantially dependent on non-proprietary software. We utilize a third-party software information system for billing and maintaining patient claim receivables for our LTACHs. Our various home nursing agency databases are fully consolidated into an enterprise-wide system. Problems with, or the failure of, these systems could negatively impact our clinical performance and our management and reporting capabilities. Any such problems or failure could materially and adversely affect our operations and reputation, result in significant costs to us, cause delays in our ability to bill Medicare or other payors for our services, or impair our ability to provide our services in the future. The costs incurred in correcting any errors or problems with regard to our proprietary and non-proprietary software may be substantial and could adversely affect our net income.

Our information systems are networked via public network infrastructure and standards based encryption tools that meet regulatory requirements for transmission of protected health care information over such networks. However, threats from computer viruses, instability of the public network on which our data transit relies, or other instances that might render those networks unstable or disabled would create operational difficulties for us, including difficulties effectively transmitting claims and maintaining efficient clinical oversight of our patients, as well as disrupting revenue reporting and billing and collections management, which could adversely affect our business or operations. If personal or protected information of our patients, employees or others with whom we do business is tampered with, stolen or otherwise improperly accessed, we may incur additional fines and penalties associated with the breach of security or take other action with respect to judicial or regulatory actions arising out of the incident, including under HIPPA or other judicial acts, as applicable.

### **Risk Factors Related to our Ownership and Management**

*Start-up agencies can be delayed from opening in a timely manner due to processing or regulatory approvals.*

There can be delays associated with opening a de novo agency. These delays are the result of processing delays with the state regulatory bodies as well as processing delays by the associated fiscal intermediaries that serve as billing liaisons between the agency and CMS. To initiate operations at a de novo agency, we must submit the necessary applications along with the required documentation to the appropriate state and Federal regulatory bodies. However, CMS has issued a memorandum which prioritizes the initial surveys for new Medicare providers as lowest priority for the state regulatory bodies. Moreover, depending on state requirements, the fiscal intermediary may need to receive the state license before the approval process can move forward. Once the necessary application and documentation has been submitted to the state and Federal regulatory bodies, there is a testing period of transmitting data from the applicant to CMS. Once complete, the agency receives a provider agreement and corresponding number and can begin billing. If we are unable to obtain regulatory approval for our de novo agencies in a timely manner, such delays could have a material adverse effect on our business and our consolidated financial condition, results of operations and cash flows.

*As a holding company, we have no material assets or operations of our own.*

We are a holding company with no material assets or operations of our own. Accordingly, our ability to service our debt and pay dividends, if any, is dependent upon the earnings from the business conducted by our subsidiaries. The distributions of those earnings or advances or other distributions of funds by these subsidiaries to us are contingent upon the subsidiaries' earnings and are subject to various business considerations. In addition, distributions by subsidiaries could be subject to statutory restrictions, including state laws requiring that the subsidiary be solvent, or contractual restrictions. If our subsidiaries are unable to make sufficient distributions or advances to us, we may not have the cash resources necessary to service our debt or pay dividends.

*The loss of certain senior management could have a material adverse effect on our operations and financial performance.*

Our success depends upon the continued employment of certain members of our senior management, including our co-founder and Chief Executive Officer, Keith G. Myers, our President and Chief Operating Officer, Donald D. Stelly and our Executive Vice President and Chief Financial Officer, Peter J. Roman. We have entered into an employment agreement with each of these officers in an effort to further secure their employment. The loss of service of any of these officers could have a material adverse effect on our operations if we were unable to find a suitable replacement.

*Our executive officers and directors and their affiliates hold a substantial portion of our stock and could exercise significant influence over matters requiring stockholder approval, regardless of the wishes of other stockholders.*

Our executive officers and directors and individuals or entities affiliated with them, beneficially own an aggregate of approximately 16.2% of our outstanding common stock as of December 31, 2011. The interests of these stockholders may differ from other stockholders' interests. If they were to act together, these affiliated stockholders would be able to significantly influence all matters that our stockholders vote upon, including the election of directors, business combinations, the amendment of our certificate of incorporation and other significant corporate actions.

*Certain provisions of our charter, bylaws, and Delaware law may delay or prevent a change in control of the Company.*

Delaware law and our corporate documents contain provisions that may enable our board of directors to resist a change in control of the Company. These provisions include:

- a staggered board of directors;
- limitations on persons authorized to call a special meeting of stockholders;
- the authorization of undesignated preferred stock, the terms of which may be established and shares of which may be issued without stockholder approval; and
- advance notice procedures required for stockholders to nominate candidates for election as directors or to bring matters before an annual meeting of stockholders.

These anti-takeover defenses could discourage, delay or prevent a transaction involving a change in control of the Company. These provisions could also discourage proxy contests and make it more difficult for stockholders to elect directors or cause us to take other corporate actions.

We have implemented other anti-takeover provisions or provisions that could have an anti-takeover effect. These provisions and others that our Board of Directors may adopt hereafter, may discourage offers to acquire us and may permit our board of directors to choose not to entertain offers to purchase us, even if such offers include a substantial premium to the market price of our common stock. Therefore, our stockholders may be deprived of opportunities to profit from a sale of control.

*Our common stock is thinly traded, which may cause volatility in our stock price, including a decline in value.*

We have a relatively low volume of daily trades in our common stock on the Nasdaq Global Select Market. For example, the average daily trading volume of our common stock on NASDAQ over the three-month trading period ending March 8, 2012 was approximately 180,455 shares per day. Because our common stock is traded infrequently, the price per share of our common stock can fluctuate more significantly from day-to-day than a widely held stock that is actively traded on a daily basis. For example, trading of a large volume of our common stock may have a significant impact on the trading price of our stock. In addition, future issuances of our common stock, including the exercise of any options or the vesting of any restricted stock that we may grant to directors, executive officers and other employees in the future and the issuance of common stock in connection with acquisitions, could have an adverse effect on the market price of our common stock.

*If we identify deficiencies in our internal control over financial reporting, our business and our stock price could be adversely affected.*

We are required to report on the effectiveness of our internal control over financial reporting as required by Section 404 of Sarbanes-Oxley. Under Section 404, we are required to assess the effectiveness of our internal control over financial reporting and report our conclusion in our annual report. Our independent registered public accounting firm is also required to report its conclusion regarding the effectiveness of our internal control over financial reporting. The existence of one or more material weaknesses would require us and our auditor to conclude that our internal control over financial reporting is not effective. If material weaknesses in our internal control over financial reporting are identified, we could be subject to regulatory scrutiny and a loss of public confidence in our financial reporting, which could have an adverse effect on our business and our stock price.

## Item 1B. Unresolved Staff Comments.

We have no unresolved written comments from the staff of the SEC regarding our periodic or current reports filed under the Exchange Act.

## Item 2. Properties.

Our home office facilities are located in two properties in Lafayette, Louisiana. One property is 22,571 square feet of leased office space under a lease that commenced on March 1, 2004 and expires on December 31, 2021. The second property is 25,849 square feet of leased office space under a lease that commenced on December 27, 2008 and expires on February 28, 2014.

Our 290 owned home-based service locations are located in leased facilities. Generally, the leases for our home-based service locations have initial terms of one year, but range from one to five years. Most of the leases either contain multiple options to extend the lease period in one-year increments or convert to a month-to-month lease upon the expiration of the initial term. Eight of our LTACHs are hospitals within a hospital, meaning we have a lease or sublease for space with the host hospital. Generally, our leases or subleases for LTACHs have initial terms of five years, but range from three to ten years. Most of our leases and subleases for our LTACHs contain multiple options to extend the term in one-year increments. The following table shows our locations of our home based and facility based facilities:

	Home-Based Services	Facility-Based Services
Louisiana . . . . .	50	11
Alabama . . . . .	33	—
Tennessee . . . . .	33	—
Kentucky . . . . .	30	—
Mississippi . . . . .	28	—
Arkansas . . . . .	21	—
West Virginia . . . . .	18	—
Washington . . . . .	12	—
Missouri . . . . .	10	—
Idaho . . . . .	10	—
Texas . . . . .	9	—
Maryland . . . . .	9	—
Georgia . . . . .	7	—
Florida . . . . .	5	—
Oregon . . . . .	5	—
Virginia . . . . .	4	—
Ohio . . . . .	3	—
North Carolina . . . . .	2	—
Oklahoma . . . . .	1	—
	290	11

## Item 3. Legal Proceedings.

On May 12, 2010, the Company received a letter from the United States Senate Finance Committee in response to an April 26, 2010 article in *The Wall Street Journal* entitled "Home Care Yields Medicare Bounty." The letter from the Senate Finance Committee asked the Company to provide documents and data related to the issues referenced in *The Wall Street Journal* article. On June 25, 2010, the Company completed its response to the Senate Finance Committee's letter. On October 3, 2011, the Senate Finance Committee issued a report with its findings. At this time, the Company is unable to predict whether any further actions will result from this matter.

On July 16, 2010, the Company received a subpoena from the Securities and Exchange Commission (“SEC”) that included a request for documents related to the Company’s participation in the Medicare Home Health Prospective Payment System, as well as the documents and information produced in response to the Senate Finance Committee’s investigation set forth above. The Company produced the documents requested by the initial subpoena, produced additional documents requested by the SEC as part of its review, and continues to cooperate with the SEC’s review. The Company cannot predict the outcome or effect of this investigation, if any, on the Company’s business.

On October 17, 2011, the Company received a subpoena from the Department of Health and Human Services Office of Inspector General (the “OIG”). The subpoena requests documents related to patients who received service from two of our locations in the State of Oregon and some additional documents related to our agencies in Oregon, Washington and Idaho. The Company will produce the requested documents and will cooperate with the OIG’s review in this matter. The Company cannot predict the outcome or effect of this review, if any, on the Company’s business.

Except as discussed above, the Company is not aware of any pending or threatened investigations involving allegations of potential wrongdoing.

### **Settlement Agreement with the United States of America**

On September 30, 2011, the Company announced that it had entered into a settlement agreement with the United States government to resolve an investigation the Company first announced on July 13, 2009. The investigation resulted from a qui tam complaint filed by a relator against the Company under the whistleblower provisions of the False Claims Act, 31 U.S.C. sections 3729-3733. Pursuant to the settlement agreement, the Company paid the United States \$65 million (“settlement amount”) in a single lump sum payment. In exchange for the payment of the settlement amount, the United States and the relator released the Company from any civil or administrative monetary claim under the False Claim Act for the covered conduct. The released covered conduct includes claims involving home-health services rendered by the Company from 2006 to 2008 with regard to whether such home health services were either not medically necessary or were delivered to patients who were not homebound. The OIG also agreed to release and refrain from instituting, directing or maintaining any administrative action seeking to exclude the Company from Medicare, Medicaid and other federal health care programs with respect to the covered conduct described above.

The government did not find that all aspects of the relator’s complaint deserved intervention, including homebound and medical necessity claims for 2005 and coding related claims for 2005 through 2008. The Company reached an agreement in principle to settle these non-intervened claims for \$1.0 million with the relator and the government. Upon final approval of the agreement in principle, the Company expects to enter into a settlement agreement with regard to these non-intervened claims. In connection with this settlement, the Company recorded an accrual of \$1.0 million in the current quarter.

Effective September 29, 2011, the Company entered into a five year Corporate Integrity Agreement (“CIA”) with the OIG. The CIA formalizes various aspects of the Company’s already existing ethics and compliance programs and contains other requirements designed to help ensure the Company’s ongoing compliance with federal health care program requirements.

### **Item 4. Mine Safety Disclosures.**

Not applicable.

## PART II

### Item 5. Market for Registrant's Common Equity, Related Stockholder Matters and Issuer Purchases of Equity Securities.

#### Sales of Unregistered Common Stock

None.

#### Market Information and Holders

Our common stock trades on the NASDAQ Global Select Market ("NASDAQ") under the symbol "LHCG." As of March 8, 2012, there were approximately 175 registered holders of record of our common stock.

#### Dividend Policy

We have not paid any dividends on our common stock since our initial public offering in 2005 and do not anticipate paying dividends in the foreseeable future. We currently intend to retain future earnings, if any, to support the development and growth of our business. Payment of future dividends, if any, will be at the discretion of our board of directors and subject to any requirements under our Credit Facility or any future credit facility.

#### Price Range of Common Stock

The following table provides the high and low prices of our common stock during 2011 and 2010 as quoted by NASDAQ.

	High	Low
<b>2011</b>		
Fourth Quarter	\$18.84	\$12.35
Third Quarter	23.90	16.15
Second Quarter	30.39	22.48
First Quarter	31.52	26.33
<b>2010</b>		
Fourth Quarter	\$30.28	\$22.79
Third Quarter	25.05	19.99
Second Quarter	37.36	27.75
First Quarter	35.08	28.94

The closing price of our common stock as reported by NASDAQ on March 9, 2012 was \$18.15.

#### Performance Graph

This item is incorporated by reference from our annual report to stockholders for the fiscal year ended December 31, 2011.

#### Issuer Purchases of Equity Securities

In October 2010, our board of directors authorized a program to repurchase shares of our common stock, par value \$0.01 per share, from time to time, in an amount not to exceed \$50.0 million ("Stock Repurchase Program"). We anticipate that we will finance the Stock Repurchase Program with cash from general corporate funds, or draws under our Credit Facility. We may repurchase shares of our common stock in open market purchases or in privately negotiated transactions in accordance with applicable securities laws, rules and regulations. The timing and extent to which we repurchase our shares will depend upon market conditions and other corporate considerations.

We account for the repurchase of our common stock under the cost method. We use the average cost method upon the subsequent reissuance of treasury shares. During the twelve months ended December 31, 2011, we repurchased 24,159 shares of common stock at an aggregate cost of \$577,000, including commissions, or an average cost per share of \$23.93. The remaining dollar value of shares authorized to be purchased under the share repurchase program is \$49.4 million at December 31, 2011.

The following table summarizes the Company's repurchase activity during the three-month period ended December 31, 2011:

	(a)	(b)	(c)	(d)
	Total Number of Shares (or Units Purchased)	Average Price Paid per Share (or Unit)	Total Number of Shares (or Units) Purchased as Part of Publicly Announced Plans or Programs	Maximum Number (or Approximate Dollar Value) of Shares (or Units) that May Yet Be Purchased Under the Plans or Programs
October 1 – October 31	—	—	—	\$ 49,423,000
November 1 – November 30	—	—	—	\$ 49,423,000
December 1 – December 31	—	—	—	\$ 49,423,000
Total fourth quarter ended	—	—	—	\$ 49,423,000

## Item 6. Selected Financial Data.

The selected consolidated financial data presented below is derived from our audited consolidated financial statements included in this Annual Report on Form 10-K as of and for each of the years ended December 31, 2011, 2010 and 2009. The selected consolidated financial data presented below as of and for each of the years ended December 31, 2008 and 2007 is derived from our audited consolidated financial statements not included in this Annual Report on Form 10-K. The financial data for the years ended December 31, 2011, 2010 and 2009 should be read together with our consolidated financial statements and related notes included in Part II, Item 7. Management's Discussion and Analysis of Financial Condition and Consolidated Results of Operations and Item 8. Financial Statements and Supplementary Data included herein.

Year Ended December 31,	2011	2010	2009	2008	2007
	(In thousands, except share and per share data)				
<b>Consolidated Statements of Operations Data:</b>					
Net service revenue	\$ 633,872	\$ 631,567 <sup>(1)</sup>	\$ 529,246 <sup>(1)</sup>	\$ 381,278 <sup>(1)</sup>	\$ 295,954 <sup>(1)</sup>
Gross margin	281,526	305,046	261,465	196,337	146,979
Operating income (loss)	(6,382)	95,602	85,046	60,492	38,781
Income (loss) from continuing operations	(3,651)	64,546	57,900	42,654	27,286
Net income (loss) attributable to LHC Group, Inc.	(13,244)	48,759	43,841	30,202	19,589
Change in the redemption value of redeemable noncontrolling interests	—	41	45	31	193
Net income (loss) available to LHC Group, Inc.'s common stockholders	(13,244)	\$ 48,800	\$ 43,886	\$ 30,233	\$ 19,782
Net income (loss) attributable to LHC Group Inc.'s common stockholders per basic share:	\$ (0.73)	\$ 2.69	\$ 2.44	\$ 1.69	\$ 1.11
Net income (loss) attributable to LHC Group Inc.'s common stockholders per diluted share:	\$ (0.73)	\$ 2.68	\$ 2.43	\$ 1.69	\$ 1.11
Weighted average shares outstanding:					
Basic	18,265,118	18,119,183	17,960,376	17,855,634	17,760,432
Diluted	18,265,118	18,226,091	18,069,897	17,899,087	17,827,444

Year Ended December 31,	2011	2010	2009	2008	2007
	(In thousands)				
<b>Consolidated Balance Sheet Data:</b>					
Cash	\$ 256	\$ 288	\$ 394	\$ 3,511	\$ 1,155
Total assets	396,376	357,305	307,615	243,400	174,985
Total debt	34,820	—	11,802	5,116	3,431
Total LHC Group, Inc. stockholders'equity	\$ 263,683	\$ 273,741	\$ 221,172	\$ 176,821	\$ 143,371

(1) We have recorded a reclassification to the December 31, 2010, 2009, 2008 and 2007 net service revenue amounts in the consolidated statements of operations data table to conform to the 2011 presentation. Net service revenue and cost of service revenue have been decreased by \$3.5 million, \$2.1 million, \$1.3 million and \$1.0 million for the twelve months ended December 31, 2010, 2009, 2008 and 2007, respectively, related to fees we collected and subsequently paid to nursing homes primarily for room and board services provided to our hospice patients.

## Item 7. Management's Discussion and Analysis of Financial Condition and Results of Operations.

The following discussion and analysis contains forward-looking statements about our future revenues, operating results, plans and expectations. Forward-looking statements are based on a number of assumptions and estimates that are inherently subject to significant risks and uncertainties and our results could differ materially from the results anticipated by our forward-looking statements as a result of many known or unknown factors, including, but not limited to, those factors discussed in Part I, Item 1A. Risk Factors. Also, please read the "Cautionary Statements Regarding Forward-Looking Statements" set forth at the beginning of this Annual Report on Form 10-K.

Please read the following discussion in conjunction with Part 1 of this Annual Report on Form 10-K as well as our Consolidated Financial Statements and the related notes contained elsewhere in this Annual Report on Form 10-K.

### Overview

We provide post-acute health care services primarily to Medicare beneficiaries throughout the United States, through our home nursing agencies, hospices and LTACHs. Our net service revenue increased \$2.3 million to \$633.9 million for the year ending December 31, 2011 from \$631.6 million for the year ending December 31, 2010. During 2011, we acquired five home nursing agencies and eight hospice agencies. We also initiated the operations of five home health agencies. We currently operate 301 locations in the following 19 states: Alabama, Arkansas, Florida, Georgia, Idaho, Kentucky, Louisiana, Maryland, Mississippi, Missouri, North Carolina, Ohio, Oklahoma, Oregon, Tennessee, Texas, Virginia, West Virginia and Washington.

### Segments

We operate in two segments for financial reporting purposes: home-based services and facility-based services. We derived 88.0%, 87.9% and 88.2% of our net service revenue during the years ended December 31, 2011, 2010 and 2009, respectively, from our home-based services segment and derived the balance of our net service revenue from our facility-based services segment.

Through our home-based services segment we offer a wide range of services, including skilled nursing, private duty nursing, physical, occupational and speech therapy, medically-oriented social services and hospice care. As of December 31, 2011, the home-based services segment comprised the following locations:

Type of Service	
Home Health .....	247
Hospice .....	32
Private Duty .....	4
Specialty Services .....	3
Management Companies .....	4
	290

Of our 290 home-based services locations, 151 are wholly-owned by us, 125 are majority-owned or controlled by us through joint ventures, 10 are controlled by us through license lease arrangements and the remaining four are management companies in which we have no ownership interest. We intend to increase the number of home nursing agencies that we operate through continued acquisitions and organic development. As we acquire and develop home nursing agencies, we anticipate the percentage of our net service revenue and operating income derived from our home-based services segment will continue to increase.

We provide facility-based services principally through our LTACHs. As of December 31, 2011, we owned and operated six LTACHs with nine locations, of which all but one are located within host hospitals. We also owned and operated a pharmacy and a health and fitness center. Of these 11 facility-based services locations, six are wholly-owned by us and five are majority-owned or controlled by us through joint ventures.



### Development Activities

The following table provides a summary of our acquisitions, divestitures and internal development activities from January 1, 2009 through December 31, 2011. This table does not include the four management services agreements under which we manage the operations of four home nursing agencies, through our home-based services segment.

	Home-Based Services			Facility-Based Services	
	Home Nursing Agencies	Hospice Agencies	Specialty and Private Duty	Long-Term Acute Care Hospitals	Specialty
<b>Year</b>					
Total at January 1, 2009	206	19	9	7	4
Developed	13	—	—	—	—
Acquired	13	2	—	1	—
Divested/Merged	(2)	—	—	—	(1)
Total at January 1, 2010	230	21	9	8	3
Developed	12	—	—	—	—
Acquired	20	6	1	1	—
Divested/Merged	(5)	(1)	—	—	—
Total at January 1, 2011	257	26	10	9	3
Developed	<b>6</b>	—	—	—	—
Acquired	<b>5</b>	<b>8</b>	—	—	—
Divested/Merged	<b>(21)</b>	<b>(2)</b>	<b>(3)</b>	—	—
Total at December 31, 2011	<b>247</b>	<b>32</b>	<b>7</b>	<b>9</b>	<b>3</b>

### Recent Developments

#### Home-Based Services

**Home Nursing.** In March 2010, the Patient Protection and Affordable Care Act was enacted and was amended shortly afterwards by the Health Care and Education Affordability Reconciliation Act of 2010 (collectively referred to as the "Affordable Care Act"). The Affordable Care Act makes a number of changes to Medicare payment rates, including the reinstatement of the 3% home health rural add-on, which began on April 1, 2010 (expiring January 1, 2016). Other changes from the Affordable Care Act that began on or after January 1, 2011 are:

- a reduction in the market basket adjustment to be determined by the Centers for Medicare & Medicaid Services ("CMS") for the calendar years 2011, 2012 and 2013 by 1%;
- a full productivity adjustment beginning in 2015; and
- rebasing of the base payment rate for Medicare beginning in 2014 and phasing in over a four year period — the amount of the rebasing is uncertain at this time.

On November 2, 2010, CMS issued the final rule covering payment rates for home health services in calendar year ("CY") 2011. CMS set the base payment rate for Medicare home nursing at \$2,192.07 per 60-day episode for CY 2011, a decrease of 5.2% from the CY 2010 base payment rate of \$2,312.94. The decrease for CY 2011 includes the following adjustments to the base rate, as compared to the CY 2010 base rate, in accordance with the Affordable Care Act: (1) a reduction of 1% to the 2.1% inflation update increase to the market basket; (2) a 3.79% case-mix weight adjustment decrease; and (3) a shift of the outlier payment allowance beginning in 2011 that will result in a one-time 2.5% reduction to the base payment rate. These changes are effective for all episodes completed during 2011. Accordingly, all episodes in progress at December 31, 2010 were impacted.

The CMS final rule also finalized two provisions of the Affordable Care Act: (1) a face-to-face encounter requirement for home health and hospice; and (2) changes in the therapy assessment schedule. As a condition for Medicare payment, the Affordable Care Act mandates that prior to certifying a patient's eligibility for home health services, the certifying physician must document that he or she, or a non-physician practitioner that meets the requirements of the rule, has had a face-to-face encounter with the patient that relates to the condition for which the patient receives home health services. The encounter must occur within 90 days prior to the start of care or 30 days after the start of care. Documentation regarding

these encounters must be present on certifications. The face-to-face encounter requirement for home health providers was to become effective January 1, 2011. However, due to concerns that some providers may need additional time to establish operational protocols necessary to comply with these requirements, CMS delayed full enforcement of the requirements until April 1, 2011. Beginning on April 1, CMS expected home health agencies to have fully established such internal processes and have appropriate documentation of the required face-to-face encounters. See below for a description of the hospice face-to-face encounter requirements.

In addition to the face-to-face encounter requirements, the CMS final rule made important changes to therapy assessment requirements. A professional qualified therapist assessment must take place at least once every 30 days during a therapy patient's course of treatment. For those eligible patients needing 13 or 19 therapy visits, a qualified therapist must perform the therapy service required, assess the patient, and measure and document effectiveness of the 13th visit and the 19th visit for all therapy disciplines caring for the patient. As with the face-to-face requirements, CMS delayed the effective date for all therapy provisions until April 1, 2011 to allow time for home health agencies to take necessary steps to comply.

On October 31, 2011, CMS issued the final rule covering payment rates for home health services in CY 2012. CMS set the base payment rate for Medicare home nursing at \$2,138.52 per 60-day episode for CY 2012, a decrease of 2.4% from the CY 2011 base payment rate of \$2,192.07. The decrease for CY 2012 includes the following adjustments to the base rate, as compared to the CY 2011 base rate, in accordance with the Affordable Care Act: a reduction of 1% to the 2.4% inflation update increase to the market basket; and a 3.79% case-mix weight adjustment decrease. These changes are effective for all episodes completed during 2012, including any episodes in progress at December 31, 2011.

The case-mix coding adjustment reduced home health ("HH") PPS rates 3.79% for CY 2012 and an additional 1.32% reduction for CY 2013.

This rule also finalizes structural changes to the HH PPS by removing two hypertension codes from the case-mix system, lowering payments for high therapy episodes, and recalibrating the HH PPS case-mix weights to ensure that these changes result in the same amount of total aggregate payments.

Under current Medicare policy, a certifying physician or an allowed non-physician practitioner must see a patient prior to certifying a patient as eligible for the home health benefit. The rule also finalizes added flexibility to allow physicians who cared for the patient in an acute or post-acute facility to inform the certifying physician of their encounters with the patient in order to satisfy the requirement.

**Hospice.** The following table shows the hospice Medicare payment rates for Fiscal Year ("FY") 2011, which began on October 1, 2010 and ended September 30, 2011:

Description	Rate Per Patient Day
Routine Home Care	\$146.63
Continuous Home Care	\$855.79
Full Rate = 24 hours of care	
\$35.66 = hourly rate	
Inpatient Respite Care	\$151.67
General Inpatient Care	\$652.27

As mentioned above, the CMS final rule, published on November 2, 2010, also finalized a face-to-face encounter requirement applicable to hospice. This requirement mandated that a physician or nurse practitioner must have a face-to-face encounter with the patient no later than the 30 day period prior to the 180th-day recertification (third benefit period) and each subsequent recertification in order to gather clinical findings that support continued hospice care, and that the certifying hospice physician must attest that such a visit took place. As with the home health face-to-face encounter requirement, CMS delayed full enforcement of the hospice face-to-face requirements until April 1, 2011.

On July 29, 2011, CMS issued its final rule for hospice for FY 2012 which increases Medicare reimbursement payments by 2.5%. The 2.5% increase consists of a 3.0% inflationary market basket update offset by a 0.5% reduction for the third year of CMS' seven-year phase-out of its wage index budget neutrality adjustment factor. The final rule also will:

- Change the way CMS counts hospice patients for the 2012 cap accounting year and beyond. The final policy for counting the number of Medicare hospice beneficiaries in care for a given cap year calculates the cap based on the number of days of care the patient received in that cap year for each hospice. This rule also finalized that the new counting method be applied to past cap years in certain instances.
- Allow hospice providers who do not want a change in their patient counting method to elect to continue using the current method.
- Allow any hospice physician to perform the face-to-face encounter regardless of whether that same physician recertifies the patient's terminal illness and composes the recertification narrative.
- Implement a hospice quality reporting program, which includes a timeframe for reporting, as required by section 3004 of the Affordable Care Act. The measures that are being adopted in this final rule for the FY 2014 program are one measure endorsed by the National Quality Forum related to pain management and one structural measure that assesses whether a hospice administers a Quality Assessment and Performance Improvement (QAPI) program that contains at least three indicators related to patient care.

The final rule began on October 1, 2011.

#### *Facility-Based Services*

**LTACHs.** On July 30, 2010, CMS issued a final rule establishing FY 2011 policies and payment rates for inpatient services furnished to Medicare beneficiaries by acute care and long term care hospitals (LTACHs). The federal standard rate for 2011 LTACH-PPS rate year ("RY"), which began October 1, 2010 and ended September 30, 2011, was \$39,600 per Medicare discharge and the high cost outlier threshold was \$18,785. This is a decrease of 0.8% from the RY 2010 standard rate of \$39,896 and an increase of 1.9% from the RY 2010 high cost outlier threshold of \$18,425. Pursuant to the final rule, CMS also updated LTACH rates by increasing the market basket by 2.5%, but reducing the inflation update by 0.5% as required by the Affordable Care Act. Further, CMS applied an adjustment of negative 2.5% to the LTACH standard payment rate to account for the estimated increase in spending in FYs 2008 and 2009 due to documentation and coding that did not reflect increases in patients' severity of illness. CMS estimated that aggregate payments to LTACHs would increase by approximately 0.5%, taking into account all provisions in the final rule that would affect spending.

On August 1, 2011, CMS released its rule for LTACH Medicare reimbursement for FY 2012, which spans from October 1, 2011 through September 30, 2012. In aggregate, payments for FY 2012 will increase 2.5% from FY 2011. Included in the final regulations is (1) a 2.9% market basket increase to the standard payment rate; (2) an aggregate reduction in the standard payment rate of 1.1% mandated by the Affordable Care Act; and (3) a reduction in the high cost outlier threshold per discharge from \$18,785 in FY 2011 to \$17,931 in FY 2012. The final rule would result in a 1.8% increase in average Medicare payments to LTACHs. Some of the other changes in the final rule include:

- Three quality measures to begin reporting October 1, 2012 and will affect payment in FY 2014.
- Clarification that the 25-day average length of stay ("ALOS") calculation includes both traditional Medicare Fee-For-Service and Medicare Advantage stays but this calculation began January 1, 2012.

The final rule was effective beginning on October 1, 2011.

## 2011 and 2010 Operational Data

The following table sets forth, for the period indicated, data regarding aggregate admissions and Medicare admissions to our home health agencies and patient days for our LTACHs. Certain historical data has been included in order to present a more comparative analysis of the statistical data.

	Three Months Ended March 31, 2011	Three Months Ended June 30, 2011	Three Months Ended Sept. 30, 2011	Three Months Ended Dec. 31, 2011
<b>Home Health Agencies:</b>				
Average census	34,466	33,937	31,311	31,692
Average Medicare census	26,570	26,192	24,076	24,301
Admissions	26,194	24,935	25,787	25,410
Medicare admissions	18,589	17,423	18,445	17,803
<b>LTACHs:</b>				
Patient days	15,333	15,268	15,385	15,953

	Three Months Ended March 31, 2010	Three Months Ended June 30, 2010	Three Months Ended Sept. 30, 2010	Three Months Ended Dec. 31, 2010
<b>Home Health Agencies:</b>				
Average census	30,721	31,345	33,402	34,030
Average Medicare census	24,640	24,951	26,236	26,336
Admissions	21,805	22,540	23,807	24,612
Medicare admissions	16,152	16,374	17,100	17,200
<b>LTACHs:</b>				
Patient days	13,872	14,071	16,736	16,979

## Consolidated Results of Operations

The following table sets forth, for the periods indicated, the consolidated results of our Company (amounts in thousands):

Year Ended December 31,	2011	2010	2009
<b>Consolidated Services Data:</b>			
Net service revenue	\$ 633,872	\$ 631,567	\$ 529,246
Cost of service revenue	352,346	326,521	267,781
Gross margin	281,526	305,046	261,465
Provision for bad debts	12,320	7,607	4,724
Settlement with government agencies	65,000	—	—
General and administrative expenses	210,588	201,837	171,695
Operating income (loss)	\$ (6,382)	\$ 95,602	\$ 85,046
Interest expense	(1,018)	(134)	(142)
Non-operating income (loss), including gain on sales of entities and assets	1,781	805	(261)
Income tax expense (benefit)	(1,968)	31,727	26,743
Income attributable to noncontrolling interests	9,593	15,787	13,973
Loss from discontinued operations	—	—	(86)
Redeemable noncontrolling interests	—	41	45
Net income (loss) attributable to LHC Group, Inc.'s common stockholders	\$ (13,244)	\$ 48,800	\$ 43,886

The following table sets forth the consolidated results of our Company as a percentage of net service revenue, except Income tax expense (benefit), which is presented as a percentage of income from continuing operations.

Year Ended December 31,	2011	2010	2009
<b>Consolidated Services Data:</b>			
Cost of service revenue	<b>55.6%</b>	51.7%	50.6%
Gross margin	<b>44.4%</b>	48.3%	49.4%
Provision for bad debts	<b>1.9%</b>	1.2%	0.9%
Settlement with government agencies	<b>10.3%</b>	—	—
General and administrative expenses	<b>33.2%</b>	32.0%	32.4%
Operating income (loss)	<b>(1.0)%</b>	15.1%	16.1%
Interest expense	<b>0.2%</b>	0.0%	0.0%
Non-operating income (loss), including gain on sales of entities and assets	<b>0.3%</b>	0.1%	0.0%
Income tax expense (benefit)	<b>(12.9)%</b>	39.4%	37.9%
Income attributable to noncontrolling interests	<b>1.5%</b>	2.5%	2.6%
Net income (loss) attributable to LHC Group, Inc.'s common stockholders	<b>(2.1)%</b>	7.7%	8.3%

### Year Ended December 31, 2011 Compared to Year Ended December 31, 2010

#### Net Service Revenue

Consolidated net service revenue for the year ended December 31, 2011 was \$633.9 million compared to \$631.6 million in 2010. Net service revenue growth in 2011 was primarily due to an increase in census, increase in admits, and additions of 2010 acquisitions that occurred late in the year. This increase was offset by the effect of the CMS rule for 2011 that reduced home health Medicare rates by 5.2%. Net service revenue was comprised of the following for the periods ending December 31:

	2011	2010
Home-Based Services	<b>88.0%</b>	87.9%
Facility-Based Services	<b>12.0</b>	12.1
	<b>100.0%</b>	100.0%

Revenue derived from Medicare represented 79.7% and 80.5% of consolidated net service revenue for the years ended December 31, 2011 and 2010, respectively.

#### Cost of Service Revenue

Consolidated cost of service revenue for the year ended December 31, 2011 was \$352.3 million compared to \$326.5 million in 2010. The increase in cost of service revenue was related to the following factors:

- an increase of costs related to 2010 acquisitions that were acquired during the latter part of 2010;
- an increase of costs related to 2011 acquisitions;
- cost of living increases;
- an increase in insurance, retirement and employee benefits; and
- additional field staff included in our existing home based agencies.

#### Provision for Bad Debt

Consolidated provision for bad debt for the year ended December 31, 2011 was \$12.3 million compared to \$7.6 million in 2010. The increase in provision for bad debt was due to the increase in commercial receivables both in dollars and as a percentage of total receivables. Commercial claims are not collected as efficiently as Medicare or Medicaid claims, and as our commercial payor revenue increases, these claims will continue to increase in significance in the aging of accounts receivable. In addition, bad debt reserves for Medicare have increased due to the changes in the timely filing regulations. Beginning January 1, 2011, the period allowed to file Medicare claims was reduced to twelve months from the end of episode date. Previously, episodes ending on or before September 30 of any year could be filed through December 31 of the following year.

### *Settlement with Government Agencies*

On September 29, 2011, we entered into a settlement agreement which resolved the issue with the United States of America. Pursuant to the settlement agreement, we paid the United States of America \$65 million (“settlement amount”) in a single lump sum payment. For additional information see Part I, Item 3. Legal Proceedings of this Annual Report on Form 10-K.

### *General and Administrative Expenses*

Consolidated general and administrative expenses for the year ended December 31, 2011 was \$210.6 million compared to \$201.8 million in 2010. The increase was primarily driven by additional costs incurred in 2011 such as:

- \$2.1 million for our legal expenses and those of the relator associated with our settlement with the United States of America;
- \$1 million for settlement of non-intervened claims with the relator;
- \$1.1 million of expenses due to our conversion to point of care technology; and
- overall increase in costs related to acquisitions.

General and administrative expenses consist primarily of the following expenses incurred by our home office and administrative field personnel:

- home office and field administration:
  - salaries and related benefits;
  - insurance;
  - costs associated with advertising and other marketing activities; and
  - rent and utilities.
- supplies and services:
  - accounting, legal and other professional services; and
  - office supplies.
- depreciation;
- other:
  - advertising and marketing expenses;
  - recruitment;
  - operating locations rent; and
  - taxes.

### *Non-Operating Income*

Consolidated non-operating income for the year ended December 31, 2011 was \$1.8 million compared to \$805,000 in 2010. In both years, non-operating income was primarily due to the Medicare Home Health Pay for Performance program. A two year demonstration was done in 2008-2009 to initiate improvement in the quality and efficiency of care furnished to Medicare beneficiaries. Agencies were measured using seven home health quality measures. For each measure, the agencies that ranked by performance in the top 20% of their state, were eligible to receive a share in the Medicare savings generated in their region. We received \$1.2 million and \$437,000 in 2011 and 2010, respectively.

### *Interest Expense*

Consolidated interest expense for the year ended December 31, 2011 was \$1.0 million compared to \$134,000 in 2010 and related to balances outstanding on our credit facility in each year.

### *Income Tax Expense*

Consolidated income tax expense (benefit) for the year ended December 31, 2011 was \$(1.9) million compared to \$31.7 million in 2010. We recognized a tax benefit on our settlement with the United States of America, reduced by \$3.4 million to recognize the uncertainty of deducting the full settlement.

### Net Income Attributable to Noncontrolling Interest

Consolidated net income attributable to noncontrolling interest for the year ended December 31, 2011 was \$9.6 million compared to \$15.8 million in 2010. The overall decrease was due to the company purchasing the outstanding membership interest of four joint venture partners, a decrease in noncontrolling interest ownership in 2011 acquisitions and an overall decrease of operating results of the joint ventures themselves.

### Home-Based Services Segment Results of Operations

Year Ended December 31,	2011	2010	2009
(amounts in thousands, except for statistical data)			
<b>Home-Based Services Data:</b>			
Net service revenue	<b>\$557,901</b>	\$555,110	\$466,736
Cost of service revenue	<b>307,744</b>	281,013	231,397
Gross margin	<b>250,157</b>	274,097	235,339
Provision for bad debts	<b>11,680</b>	7,078	4,199
Settlement with government agencies	<b>65,000</b>	—	—
General and administrative expenses	<b>190,264</b>	182,750	155,670
Operating income (loss)	<b>\$ (16,787)</b>	\$ 84,269	\$ 75,470
Average census	<b>33,062</b>	32,997	29,221
Average Medicare census	<b>25,713</b>	26,107	23,441
Total admissions	<b>106,323</b>	95,688	78,834
Total Medicare admissions	<b>75,890</b>	69,490	58,017

Net service revenue from home-based services for the year ended December 31, 2011 was \$557.9 million compared to \$555.1 million in 2010. Total admissions increased 11.1% to 106,323 during the year ended December 31, 2011, compared to 95,688 for the same period ended December 31, 2010. Average home-based patient census for the year ended December 31, 2011 increased 0.2% to 33,062 patients as compared with 32,997 patients for the year ended December 31, 2010.

As detailed in the tables below, the increase in revenue in 2011 resulted from both organic growth and the growth from our acquisitions during the year ended December 31, 2011.

Organic growth includes growth in "same store" locations, or those locations owned for greater than 12 months, and growth from "de novo" locations. We calculate organic growth by dividing organic growth generated in a period by total revenue generated in the same period of the prior year. Revenue from acquired agencies contributes to organic growth beginning with the thirteenth month after acquisition.

The following tables detail the home-based services revenue growth and home health agencies percentages for organic and total growth (amounts in thousands, except statistical data):

	Year Ending December 31, 2011						
	Same Store <sup>(1)</sup>	De Novo <sup>(2)</sup>	Organic <sup>(3)</sup>	Organic Growth %	Acquired <sup>(4)</sup>	Total	Total Growth %
Revenue	\$538,135	\$3,191	\$541,326	(2.5)%	\$16,575	\$557,901	0.5%
Revenue Medicare	\$431,101	\$2,793	\$433,894	(4.3)%	\$14,120	\$448,014	(1.2)%
Average Census	31,514	129	31,643	(2.3)%	522	32,165	(0.6)%
Average Medicare Census	24,383	106	24,489	(4.1)%	410	24,899	(2.5)%
Admissions	99,434	310	99,744	7.5%	2,582	102,326	10.3%
Medicare Admissions	70,195	238	70,433	5.4%	1,827	72,260	8.1%
Episodes	166,100	518	166,618	(0.1)%	2,571	169,189	1.4%

(1) Same store – location that has been in service with the Company for greater than 12 months.

(2) De Novo – internally developed location that has been in service with the Company for 12 months or less.

(3) Organic – combination of same store and de novo.

(4) Acquired – purchased location that has been in service with the Company for 12 months or less.

	Year Ending December 31, 2010						Total Growth %
	Same Store <sup>(1)</sup>	De Novo <sup>(2)</sup>	Organic <sup>(3)</sup>	Organic Growth %	Acquired <sup>(4)</sup>	Total	
Revenue	\$524,022	\$1,372	\$525,394	12.6%	\$29,716	\$555,110	18.9%
Revenue Medicare	\$431,296	\$1,090	\$432,386	11.4%	\$20,941	\$453,327	16.8%
Average Census	29,797	205	30,002	4.5%	2,373	32,375	12.7%
Average Medicare Census	23,883	171	24,054	4.6%	1,487	25,541	11.1%
Admissions	85,961	355	86,316	13.1%	6,448	92,764	21.6%
Medicare Admissions	63,146	265	63,411	13.5%	3,415	66,826	19.6%
Episodes	159,618	371	159,989	8.6%	6,814	166,803	13.2%

(1) Same store – location that has been in service with the Company for greater than 12 months.

(2) De Novo – internally developed location that has been in service with the Company for 12 months or less.

(3) Organic – combination of same store and de novo.

(4) Acquired – purchased location that has been in service with the Company for 12 months or less.

Organic growth for total new admissions was 7.5% in 2011 compared to 13.1% in 2010. Organic growth is primarily generated by population growth in areas covered by mature agencies, agencies five years old or older, and by increased market share in acquired and developing agencies. Historically, acquired agencies have the highest growth in admissions and average census in the first 24 months after acquisition, and have the highest contribution to organic growth, measured as a percentage, in the second full year of operation after acquisition.

The primary strategies to increase organic growth include differentiating ourselves from our competitors through our care services and quality outcomes, focusing our sales efforts on our agencies, in particular agencies acquired in the last three years, which have not fully developed their coverage in secondary markets and developing “Greenfield” opportunities. Greenfield opportunities exist in secondary markets with three service delivery alternatives:

1. Traditional branch or denovo locations;
2. Drop site or virtual office; or
3. Utilizing Point of Care Technology.

### Cost of service revenue

Cost of service revenue from home-based services for the year ended December 31, 2011 was \$307.7 million compared to \$281.0 million in 2010. As a percentage of home-based net service revenue, cost of service revenue increased to 55.2% for the year ending December 31, 2011 compared to 50.6% for the year ending December 31, 2010. The factors associated with the change in cost of service revenue were primarily driven by:

- increase in salaries, wages and benefits associated with an increase in admissions and episodes;
- increase in mileage reimbursement due to the rise in fuel prices;
- increase in overall costs associated with acquisitions; and
- decrease in supplies and services due to a contract renegotiation associated with the Lifeline product.

The following table summarizes cost of service revenue (amounts in thousands).

Year Ended December 31,	2011		2010	
Salaries, wages and benefits	\$265,372	47.6% <sup>(1)</sup>	\$240,281	43.3% <sup>(1)</sup>
Transportation, primarily mileage reimbursement	24,221	4.3	20,118	3.6
Supplies and services	18,151	3.3	20,614	3.7
Total	\$307,744	55.2%	\$281,013	50.6%

(1) Percentage of home-based net service revenue.



## Facility-Based Services Segment Results of Operations

Year Ended December 31,	2011	2010	2009
(amounts in thousands, except for statistical data)			
<b>Facility-Based Services Data:</b>			
Net service revenue	<b>\$ 75,971</b>	\$76,457	\$62,510
Cost of service revenue	<b>44,602</b>	45,508	36,384
Gross margin	<b>31,369</b>	30,949	26,126
Provision for bad debts	<b>640</b>	529	525
General and administrative expenses	<b>20,324</b>	19,087	16,025
Operating income	<b>\$ 10,405</b>	\$11,333	\$ 9,576
Patient days	<b>61,939</b>	61,658	51,235

Net service revenue from facility-based services for the year ended December 31, 2011 was \$76.0 million compared with \$76.5 million in 2010.

Cost of service revenue from facility-based services for the year ended December 31, 2011 was \$44.6 million compared to \$45.5 million in 2010, as detailed in the following table (amounts in thousands).

Year Ended December 31,	2011		2010	
Salaries, wages and benefits	<b>\$ 26,926</b>	<b>35.4%</b> <sup>(1)</sup>	\$27,084	35.4% <sup>(1)</sup>
Transportation	<b>189</b>	<b>0.3</b>	146	0.2
Supplies and services	<b>17,487</b>	<b>23.0</b>	18,278	23.9
Total	<b>\$ 44,602</b>	<b>58.7%</b>	\$45,508	59.5%

(1) Percentage of facility-based net service revenue.

## Year Ended December 31, 2010 Compared to Year Ended December 31, 2009

### Net Service Revenue

Consolidated net service revenue for the year ended December 31, 2010 was \$631.6 million compared to \$529.2 million in 2009. The growth in home-based services net service revenue contributed \$88.4 million of the increase in consolidated net service revenue between the fiscal years ended December 31, 2010 and 2009. Net service revenue was comprised of the following for the periods ending December 31:

	2010	2009
Home-Based Services	87.9%	88.2%
Facility-Based Services	12.1	11.8
	100.0%	100.0%

Revenue derived from Medicare represented 80.5% and 82.2% of consolidated net service revenue for the years ended December 31, 2010 and 2009, respectively.

### Cost of Service Revenue

Our cost of service revenue consists of expenses incurred by our clinical and clerical personnel in our agencies and facilities. Cost of service revenue for the year ended December 31, 2010 was \$326.5 million compared to \$267.8 million in 2009. Cost of service revenue represented approximately 51.7% and 50.6% of our net service revenue for the years ended December 31, 2010 and 2009, respectively.

### Provision for Bad Debts

Provision for bad debts for the year ended December 31, 2010 was \$7.6 million compared to \$4.7 million for the year ended December 31, 2009. For the years ended December 31, 2010 and 2009, the provision for bad debts was approximately 1.2% and 0.9% of net service revenue, respectively.

In July 2007, we sold our critical access hospital. The recorded receivables were not sold in the transaction. Over the following twelve months, after the sale, certain payors, including Medicare and Medicaid, paid the claims to the buyer, who failed to remit those collections to us as called for under the terms of the sale agreement. We filed a lawsuit to recover those amounts paid to the buyer. Over the same period, we fully reserved those claims. In September 2010, we were successful in our lawsuit and recovered the amounts in full. As a result of the collection of the settlement, we recorded a \$477,000 reduction to the provision for bad debts for the year ending December 31, 2010.

### *General and Administrative Expenses*

General and administrative expenses consist primarily of the following expenses incurred by our home office and administrative field personnel:

- home office and field administration:
  - salaries and related benefits;
  - insurance;
  - costs associated with advertising and other marketing activities; and
  - rent and utilities.
- supplies and services:
  - accounting, legal and other professional services; and
  - office supplies.
- depreciation;
- other:
  - advertising and marketing expenses;
  - recruitment;
  - operating locations rent; and
  - taxes.

General and administrative expenses for the year ended December 31, 2010 were \$201.8 million compared to \$171.7 million in 2009. General and administrative expenses represented approximately 32.0% and 32.4% of our net service revenue for the years ended December 31, 2010 and 2009, respectively.

### *Gain (Loss) on the Sale of Assets and Entities and Non-operating Income*

For the year ended December 31, 2010, non-operating income was \$805,000 compared to a non-operating loss of \$261,000 for the year ended December 31, 2009. Non-operating income for the year ending December 31, 2010 relates to bonus payments to our various home health agencies from CMS for participating in its "Pay for Performance" Initiative.

The non-operating loss for the year ended December 31, 2009 primarily relates to a \$542,000 impairment expense on two provider numbers which were purchased in 2008. In February 2009, CMS denied our change of ownership for the provider numbers because the agency locations had been moved outside of the allowed service area. We have since received new provider numbers for these home health agencies. However, the purchased provider numbers no longer have value and were written off in 2009.

### *Income Tax Expense*

The effective tax rates for the years ended December 31, 2010 and December 31, 2009 were 39.4% and 37.8%, respectively, of income from continuing operations attributable to LHC Group, Inc.

The Work Opportunity Tax Credit expired during 2010 causing the tax rate to increase for the year ending December 31, 2010. The Company also realized a tax benefit during 2009 by utilizing the net operating loss, on one of the Company's joint ventures, which had previously been fully reserved. The tax benefit caused the effective tax rate to be lower during 2009.

### *Net Income Attributable to Noncontrolling Interest*

Net income attributable to noncontrolling interest was \$15.8 million and \$14.0 million for the years ended December 31, 2010 and 2009, respectively. Net income attributable to noncontrolling interest consistently represented 2.5% and 2.6% of net service revenue for the years ended December 31, 2010 and 2009, respectively.

## Home-Based Services Segment Results of Operations

Net service revenue from home-based services for the year ended December 31, 2010 was \$555.1 million compared to \$466.7 million in 2009. Total admissions increased 21.4% to 95,688 during the year ended December 31, 2010, compared to 78,834 for the same period in 2009. Average home-based patient census for the year ended December 31, 2010 increased 12.9% to 32,997 patients as compared with 29,221 patients for the year ended December 31, 2009.

As detailed in the tables below, the increase in revenue in 2010 resulted from both organic growth and the growth from our acquisitions during the year ended December 31, 2010.

Organic growth includes growth in “same store” locations, or those locations owned for greater than 12 months, and growth from “de novo” locations. We calculate organic growth by dividing organic growth generated in a period by total revenue generated in the same period of the prior year. Revenue from acquired agencies contributes to organic growth beginning with the thirteenth month after acquisition.

The following tables detail the home-based services revenue growth and home health agencies percentages for organic and total growth (amounts in thousands, except statistical data):

	Year Ending December 31, 2010						
	Same Store <sup>(1)</sup>	De Novo <sup>(2)</sup>	Organic <sup>(3)</sup>	Organic Growth %	Acquired <sup>(4)</sup>	Total	Total Growth %
Revenue	\$524,022	\$1,372	\$525,394	12.6%	\$29,716	\$555,110	18.9%
Revenue Medicare	\$431,296	\$1,090	\$432,386	11.4%	\$20,941	\$453,327	16.8%
Average Census	29,797	205	30,002	4.5%	2,373	32,375	12.7%
Average Medicare Census	23,883	171	24,054	4.6%	1,487	25,541	11.1%
Admissions	85,961	355	86,316	13.1%	6,448	92,764	21.6%
Medicare Admissions	63,146	265	63,411	13.5%	3,415	66,826	19.6%
Episodes	159,618	371	159,989	8.6%	6,814	166,803	13.2%

(1) Same store – location that has been in service with the Company for greater than 12 months.

(2) De Novo – internally developed location that has been in service with the Company for 12 months or less.

(3) Organic – combination of same store and de novo.

(4) Acquired – purchased location that has been in service with the Company for 12 months or less.

	Year Ending December 31, 2009						
	Same Store <sup>(1)</sup>	De Novo <sup>(2)</sup>	Organic <sup>(3)</sup>	Organic Growth %	Acquired <sup>(4)</sup>	Total	Total Growth %
Revenue	\$410,467	\$2,579	\$413,046	26.7%	\$53,690	\$466,736	43.2%
Revenue Medicare	\$345,610	\$2,245	\$347,855	27.2%	\$40,307	\$388,162	42.0%
Average Census	24,357	496	24,853	15.5%	3,868	28,721	33.5%
Average Medicare Census	19,924	426	20,350	17.3%	2,644	22,994	32.5%
Admissions	61,583	188	61,771	14.5%	14,515	76,286	41.3%
Medicare Admissions	46,156	145	46,301	12.4%	9,562	55,863	35.7%
Episodes	134,819	810	135,629	25.2%	11,670	147,299	36.0%

(1) Same store – location that has been in service with the Company for greater than 12 months.

(2) De Novo – internally developed location that has been in service with the Company for 12 months or less.

(3) Organic – combination of same store and de novo.

(4) Acquired – purchased location that has been in service with the Company for 12 months or less.

Organic growth for total new admissions was 13.1% in 2010 compared to 14.5% in 2009. Organic growth is generated by population growth in areas covered by mature agencies, agencies five years old or older, and by increased market share in acquired and developing agencies. Historically, acquired agencies have the highest growth in admissions and average census in the first 24 months after acquisition, and have the highest contribution to organic growth, measured as a percentage, in the second full year of operation after acquisition.

The primary strategies to increase organic growth include differentiating ourselves from our competitors through our care services and quality outcomes, focusing our sales efforts on our agencies, in particular agencies acquired in the last three years, which have not fully developed their coverage in secondary markets and developing “Greenfield” opportunities. Greenfield opportunities exist in secondary markets with three service delivery alternatives:

1. Traditional branch or denovo locations;
2. Drop site or virtual office; or
3. Utilizing Point of Care Technology.

### Cost of Service Revenue

Cost of service revenue from home-based services for the year ended December 31, 2010 was \$281.0 million compared to \$231.4 million in 2009. As a percentage of home-based net service revenue cost of service revenue remained consistent at 50.6% for the year ending December 31, 2010 compared to 49.6% for the year ending December 31, 2009. The following table summarizes cost of service revenue (amounts in thousands).

Year Ended December 31,	2010		2009	
Salaries, wages and benefits	\$240,281	43.3% <sup>(1)</sup>	\$197,667	42.4% <sup>(1)</sup>
Transportation, primarily mileage reimbursement	20,118	3.6	16,441	3.5
Supplies and services	20,614	3.7	17,289	3.7
Total	\$281,013	50.6%	\$231,397	49.6%

(1) Percentage of home-based net service revenue.

### General and Administrative Expenses

General and administrative expenses from the home-based services for the year ended December 31, 2010 were \$182.8 million compared to \$155.7 million in 2009. General and administrative expenses remained relatively consistent at 33.0% and 33.4% of our net service revenue during the years ended December 31, 2010 and 2009, respectively.

### Facility-Based Services Segment Results of Operations

Net service revenue from facility-based services for the year ended December 31, 2010 was \$76.5 million compared to \$62.5 million in 2009. The increase in net service revenue primarily relates to the additional revenue from our LTACH acquired during the second quarter of 2009 and the LTACH acquired in 2010.

### Cost of Service Revenue

Cost of service revenue from facility-based services for the year ended December 31, 2010 was \$45.5 million compared to \$36.4 million in 2009, as detailed in the following table (amounts in thousands).

Year Ended December 31,	2010		2009	
Salaries, wages and benefits	\$ 27,084	35.4% <sup>(1)</sup>	\$ 22,488	35.9% <sup>(1)</sup>
Transportation	146	0.2	150	0.2
Supplies and services	18,278	23.9	13,746	22.1
Total	\$ 45,508	59.5%	\$ 36,384	58.2%

(1) Percentage of facility-based net service revenue.

### General and Administrative Expenses

General and administrative expenses from facility-based services for the year ended December 31, 2010 were \$19.1 million compared to \$16.0 million in 2009. General and administrative expenses in the facility-based segment remained consistent as 25.0% and 25.6% of net service revenue for the years ended December 31, 2010 and December 31, 2009, respectively.

## Liquidity and Capital Resources

Cash at December 31, 2011 was \$256,000 compared to \$288,000 at December 31, 2010. Based on our current plan of operations, including acquisitions, we believe this amount, when combined with expected cash flows from operations and amounts available under our revolving line of credit will be sufficient to fund our growth strategy and to meet our anticipated operating expenses, capital expenditures and debt service obligations for at least the next 12 months.

### Liquidity

Our principal source of liquidity for our operating activities is the collection of our accounts receivable, most of which are collected from governmental and third-party commercial payors. Our reported cash flows from operating activities are impacted by various external and internal factors, including the following:

- **Operating Results** – Our net income has a significant impact on our operating cash flows. Any significant increase or decrease in our net income could have a material impact on our operating cash flows.
- **Timing of Acquisitions** – We use our operating cash flows to purchase home health agencies, hospice agencies and LTACHs. When the acquisitions occur at or near the end of a period, our cash outflows significantly increase.
- **Timing of Payroll** – Our employees are paid bi-weekly on Fridays; therefore, operating cash flows decline in reporting periods that end on a Friday. Conversely, for those reporting periods ending on a day other than Friday, our cash flows are higher because we have not yet paid our payroll.
- **Medical Insurance Plan Funding** – We are self-funded for medical insurance purposes. Any significant changes in the amount of insurance claims submitted could have a direct impact on our operating cash flows.
- **Medical Supplies** – A significant expense associated with our business is the cost of medical supplies. Any increase in the cost of medical supplies, or in the use of medical supplies by our patients, could have a material impact on our operating cash flows.

Cash used in investing activities is primarily for acquisitions of home nursing and hospice agencies, while cash used by financing activities relates to payments on outstanding debt agreements and payments to our noncontrolling interest partners.

The following table summarizes changes in cash flows (amounts in thousands):

Year Ended December 31,	2011	2010
Cash provided (used) by operating activities	\$ (3,376)	\$ 71,937
Cash used in investing activities	(19,625)	(43,333)
Cash provided (used) in financing activities	22,969	(28,710)
Change in cash	(32)	(106)
Cash and cash equivalents at beginning of period	288	394
Cash and cash equivalents at end of period	\$ 256	\$ 288

Operating activities during the year ended December 31, 2011 used \$3.4 million in cash compared to \$71.9 million provided by operating activities during the year ended December 31, 2010. Net loss of \$3.7 million, including the \$65 million settlement with the United States of America, significantly reduced operating cash flow in 2011 compared to net income of \$64.5 million in 2010. At December 31, 2011, working capital was \$80.7 million compared to \$55.7 million at December 31, 2010, an increase of \$25 million. The increase in working capital was primarily due to an increase in patient accounts receivable and prepaid income taxes.

Investing activities used \$19.6 million and \$43.3 million in cash for the years ended December 31, 2011 and 2010, respectively. Cash outflows for the year ended December 31, 2011 included \$8.0 million for purchases of property, building and equipment compared to \$11.6 million for the year ended December 31, 2010. Cash outflows for the year ending December 31, 2011 included \$11.7 million for acquisitions, compared to \$31.7 million for acquisitions for the year ending December 31, 2010.

Financing activities provided \$23.0 million in the year ended December 31, 2011 compared to \$28.7 million used in the year ended December 31, 2010. The increase was partially due to the line of credit proceeds drawn to pay the settlement with the United State of America. In 2010, we paid all payment on debt and payment of contingent consideration. Cash distributions to noncontrolling interests decreased \$3.8 million during the year ending December 31, 2011 compared to the year ending December 31, 2010.

Days sales outstanding (“DSO”) for the year ended December 31, 2011 was 53 days compared to 46 days for the same period in 2010.

### Credit Facility

On September 28, 2011, the Company entered into a Second Amendment To Second Amended and Restated Credit Agreement (the “Second Amendment”). The Second Amendment permits the Company to borrow up to \$1.5 million pursuant to a real estate construction loan extended by American First Bank in Opelousas, Louisiana. The loan proceeds are to be used by Borrower to construct a building for Borrower’s business in Opelousas, Louisiana.

On September 28, 2011, the Company entered into a Third Amendment To Second Amended and Restated Credit Agreement (the “Third Amendment”). The Third Amendment permits the Company to fund the settlement with the United States of America entered into on September 27, 2011, and more fully described in Note 10. *Commitments and Contingencies*. The Third Amendment revises the Minimum Fixed Charge Coverage and Leverage Ratio covenant requirements in order to remove the settlement amount from the calculation of such covenants.

On December 8, 2011, the Company entered into a Fourth Amendment to Second Amended and Restated Credit Agreement (the “Fourth Amendment”). The Fourth Amendment permits the Company to increase the sublimit for letters of credit to \$7.5 million and to include provisions for a prospective increase to the total line of credit commitment from \$75 million to a maximum aggregate principal amount of up to \$100 million.

The Company paid \$578,000 of credit fees on the Credit Facility during 2011. At December 31, 2011 and 2010, outstanding letters of credit were \$3.8 million and \$2.9 million, respectively, which are issued as collateral on our workers’ compensation insurance.

The interest rate for borrowings under the Credit Facility is a function of the prime rate (Base Rate) or the Eurodollar rate (Eurodollar), as elected by the Company, plus the applicable margin as set forth below:

Leverage Ratio	Eurodollar Margin	Base Rate Margin
< 1.00:1.00	2.25%	1.00%
≥ 1.00:1.00 < 1.50:1.00	2.50%	1.25%
≥ 1.50:1.00 < 2.00:1.00	2.75%	1.50%

The Company’s Credit Facility contains customary affirmative, negative and financial covenants. For example, the Company is restricted in incurring additional debt, disposing of assets, making investments, allowing fundamental changes to the Company’s business or organization, and making certain payments in respect of stock or other ownership interests, such as dividends and stock repurchases. Under the Credit Facility, the Company is also required to meet certain financial covenants with respect to minimum fixed charge coverage, consolidated net worth, leverage and minimum asset coverage ratios. At December 31, 2011, the Company was in compliance with all covenants and we expect to be in compliance with all covenants throughout 2012.

The Company’s Credit Facility also contains customary events of default, including bankruptcy and other insolvency events, cross-defaults to other debt agreements, a change in control involving the Company or any subsidiary guarantor, and the failure to comply with covenants.

## Commitments

The following table discloses aggregate information about our contractual obligations and the periods in which payments are due as of December 31, 2011:

Contractual Cash Obligation	Payment Due by Period				
	Total	Less Than 1 Year	1-3 Years	3-5 Years	More Than 5 Years
	(In thousands)				
Long-term debt	\$ 34,820	—	\$ 34,820	—	—
Operating leases	33,708	12,400	14,626	4,882	1,800
Total contractual cash obligations	\$ 68,528	\$ 12,400	\$ 49,446	\$ 4,882	\$ 1,800

## Off-Balance Sheet Arrangements

We do not currently have any off-balance sheet arrangements with unconsolidated entities, financial partnerships or entities often referred to as structured finance or special purpose entities, which would have been established for the purpose of facilitating off-balance sheet arrangements or other contractually narrow or limited purposes. In addition, we do not engage in trading activities involving non-exchange traded contracts. As such, we are not materially exposed to any financing, liquidity, market or credit risk that could arise if we had engaged in these relationships.

## Critical Accounting Policies

The following discussions describe our critical accounting policies, which we believe require the most significant judgments and estimates used in the preparation of our consolidated financial statements.

The preparation of financial statements in conformity with U.S. generally accepted accounting principles requires management to make estimates and assumptions that affect the reported amounts of assets and liabilities and disclosure of contingent assets and liabilities at the date of the financial statements and the reported revenue and expenses during the reported period. Actual results could differ from those estimates. Changes in the accounting estimates are reasonably likely to occur from period to period. Accordingly, actual results could differ materially from our estimates. To the extent that there are material differences between these estimates and actual results, our financial condition or results of operations will be affected. We base our estimates on past experience and other assumptions that we believe are reasonable under the circumstances and we evaluate these estimates on an ongoing basis.

## Principles of Consolidation

The consolidated financial statements include all subsidiaries and entities controlled by us. We define control as ownership of a majority of the voting interest of an entity. The consolidated financial statements include entities in which we have the obligation to absorb losses of the entities or the right to receive benefits from the entities and have voting control over the entities or both, as a result of ownership, contractual or other financial interests in the entities.

The following table summarizes the percentage of net service revenue earned by type of ownership or relationship we had with the operating entity:

	2011	2010	2009
Wholly owned subsidiaries	49.5%	49.5%	47.5%
Equity joint ventures	47.1	47.4	49.2
License leasing arrangements	2.4	1.7	1.8
Management services	1.0	1.4	1.5
	100.0%	100.0%	100.0%

All significant inter-company accounts and transactions have been eliminated in consolidation. Business combinations accounted for as purchases have been included in the consolidated financial statements from the respective dates of acquisition.

The following describes the Company's consolidation policy with respect to its various ventures excluding wholly owned subsidiaries:

### Equity Joint Ventures

Our joint ventures are structured as limited liability companies in which we typically own a majority equity interest ranging from 51% to 90%. Each member of all but one of our equity joint ventures participates in profits and losses in proportion to their equity interests. We have one joint venture partner whose participation in losses is limited. We consolidate these entities as we have the obligation to absorb losses of the entities and the right to receive benefits from the entities and have voting control over the entities.

### License Leasing Arrangements

We, through wholly owned subsidiaries, lease home health licenses necessary to operate certain of our home nursing agencies. As with wholly owned subsidiaries, we own 100% of the equity of these entities and consolidate them based on such ownership, as well as our obligation to absorb losses of the entities and the right to receive benefits from the entities.

### Management Services

We have various management services agreements under which we manage certain operations of agencies and facilities. We do not consolidate these agencies or facilities, as we do not have an ownership interest and do not have an obligation to absorb losses of the entities or the right to receive the benefits from the entities.

### Revenue Recognition

We report net service revenue at the estimated net realizable amount due from Medicare, Medicaid, commercial insurance, managed care payors, patients and others for services rendered. All payors contribute to both the home-based services and facility-based services.

The following table sets forth the percentage of net service revenue earned by category of payor for the years ending December 31:

	2011	2010	2009
Payor:			
Medicare	79.7%	80.5%	82.2%
Medicaid	2.3	2.7	2.9
Other	18.0	16.8	14.9
	100.0%	100.0%	100.0%

The percentage of net service revenue contributed from each reporting segment was as follows for the years ending December 31:

	2011	2010	2009
Home-Based Services	88.0%	87.9%	88.2%
Facility-Based Services	12.0	12.1	11.8
	100.0%	100.0%	100.0%



## Medicare

### *Home-Based Services*

**Home Nursing Services.** Our home nursing Medicare patients are classified into one of 153 home health resource groups prior to receiving services. Based on this home health resource group, we are entitled to receive a standard prospective Medicare payment for delivering care over a 60-day period referred to as an episode. We recognize revenue based on the number of days elapsed during an episode of care within the reporting period.

Final payments from Medicare may reflect one of four retroactive adjustments to ensure the adequacy and effectiveness of the total reimbursement: (a) an outlier payment if the patient's care was unusually costly; (b) a low utilization adjustment if the number of visits was fewer than five; (c) a partial payment if the patient transferred to another provider before completing the episode; or (d) a payment adjustment based upon the level of therapy services required in the population base. Management estimates the impact of these payment adjustments based on historical experience and records this estimate during the period the services are rendered. Our payment is also adjusted for geographic wage differences. In calculating our reported net service revenue from home nursing services, we adjust the prospective Medicare payments by an estimate of the adjustments. The adjustments are calculated using a historical average of prior adjustments.

**Hospice Services.** We are paid by Medicare under a per diem payment system. We receive one of four predetermined daily or hourly rates based upon the level of care we furnished. We record net service revenue from hospice services based on the daily or hourly rate and recognize revenue as hospice services are provided.

Hospice payments are also subject to an inpatient cap and an overall payment cap. Inpatient cap relates to individual programs receiving more than 20% of its total Medicare reimbursement from inpatient care services and the overall payment cap relates to individual programs receiving reimbursements in excess of a "cap amount," calculated by multiplying the number of beneficiaries during the period by a statutory amount that is indexed for inflation. The determination for each cap is made annually based on the 12-month period ending on October 31 of each year. We monitor our limits on a provider-by-provider basis and record a liability when program payments exceed the cap. To date we have not received notification that any of our hospices have exceeded the cap on inpatient care services or overall payments during 2010 or 2011 to date.

### *Facility-Based Services*

**Long-Term Acute Care Services.** We are reimbursed by Medicare for services provided under the LTACH prospective payment system, which was implemented on October 1, 2002. Each patient is assigned a long-term care diagnosis-related group. We are paid a predetermined fixed amount intended to reflect the average cost of treating a Medicare patient classified in that particular long-term care diagnosis-related group. For selected patients, the amount may be further adjusted based on length of stay and facility-specific costs, as well as in instances where a patient is discharged and subsequently re-admitted, among other factors. We calculate the adjustment based on a historical average of these types of adjustments for claims paid. Similar to other Medicare prospective payment systems, the rate is also adjusted for geographic wage differences. Revenue is recognized for our LTACHs as services are provided.

## Medicaid, managed care and other payors

Our Medicaid reimbursement is based on a predetermined fee schedule applied to each service provided. Therefore, revenue is recognized for Medicaid services as services are provided based on this fee schedule. Our managed care payors and other payors reimburse us in a manner similar to either Medicare or Medicaid. Accordingly, we recognize revenue from managed care payors and other payors in the same manner as we recognize revenue from Medicare or Medicaid.

## Management Services

We record management services revenue as services are provided in accordance with the various management services agreements to which we are a party. As described in the agreements, we provide billing, management and other consulting services suited to and designed for the efficient operation of the applicable home nursing agency or inpatient rehabilitation facility. We are responsible for the costs associated with the locations and personnel required for the provision of services. We are compensated based on a percentage of cash collections, a flat fee or are reimbursed for operating expenses and compensated based on a percentage of operating net income.

### *Income Tax*

We operate in several tax jurisdictions and recognize income tax expense based on the revenue and income earned in those jurisdictions which requires us to make estimates on the appropriations of revenue and income in those jurisdictions. During 2011, we entered into a settlement with the United States of America which we believe is fully deductible for income tax purposes. In compliance with the provisions of FIN 48 and based on our assessment of probable outcomes we recorded an unrecognized tax position which increased income tax expense by \$3.2 million.

### *Accounts Receivable and Allowances for Uncollectible Accounts*

We report accounts receivable net of estimated allowances for uncollectible accounts and adjustments. Accounts receivable are uncollateralized and primarily consist of amounts due from Medicare, other third-party payors, and patients. To provide for accounts receivable that could become uncollectible in the future, we establish an allowance for uncollectible accounts to reduce the carrying amount of such receivables to their estimated net realizable value. Because Medicare is our primary payor, the credit risk associated with receivables from other payors is limited. We believe the credit risk associated with our Medicare accounts, which represent approximately 66% of our patient accounts receivable at December 31, 2011 and 2010, is limited due to (i) the historical collections from Medicare and (ii) the fact that Medicare is a U.S. government payor. We do not believe that there are any other significant concentrations of receivables from any particular payor that would subject it to any significant credit risk in the collection of accounts receivable.

The amount of the provision for bad debts is based upon our assessment of historical and expected net collections, business and economic conditions and trends in government reimbursement. Uncollectible accounts are written off after exhausting collection efforts and we have concluded the account will not be collected.

A portion of the estimated Medicare prospective payment system reimbursement from each submitted home nursing episode is received in the form of a request for anticipated payment ("RAP"). We submit a RAP for 60% of the estimated reimbursement for the initial episode at the start of care. The full amount of the episode is billed after the episode has been completed. The RAP received for that particular episode is deducted from the final payment. If a final bill is not submitted within the greater of 120 days from the start of the episode, or 60 days from the date the RAP was paid, any RAPs received for that episode will be recouped by Medicare from any other Medicare claims in process for that particular provider. The RAP and final claim must then be resubmitted. For subsequent episodes of care contiguous with the first episode for a particular patient, we submit a RAP for 50% instead of 60% of the estimated reimbursement.

Our Medicare population is paid at a prospectively set amount that can be determined at the time services are rendered. Our Medicaid reimbursement is based on a predetermined fee schedule applied to each individual service we provide. Our managed care contracts are structured similar to either the Medicare or Medicaid payment methodologies. Because of our payor mix, we are able to calculate our actual amount due at the patient level and adjust the gross charges down to the actual amount at the time of billing. This negates the need to record an estimated contractual allowance when reporting net service revenue for each reporting period.

At December 31, 2011, our allowance for uncollectible accounts, as a percentage of patient accounts receivable, was approximately 10.5%, or \$10.7 million, compared to 10.9%, or \$9.8 million, at December 31, 2010.

The following table sets forth, as of December 31, 2011, the aging of accounts receivable (based on the billing date) and the total allowance for uncollectible accounts, expressed as a percentage of the related aged accounts receivable (amounts in thousands):

Payor	0-90	91-180	181-365	Over 365	Total
Medicare	\$48,656	\$10,358	\$6,732	\$1,110	\$ 66,856
Medicaid	2,609	770	642	160	4,181
Other	18,346	5,425	5,860	1,240	30,871
Total	\$69,611	\$16,553	\$13,234	\$2,510	\$101,908
Allowance as a percentage of receivables	3.7%	9.9%	30.0%	98.8%	10.5%

For home-based services, we calculate the allowance for uncollectible accounts as a percentage of total patient receivables. The percentage changes depending on the payor and increases as the patient receivables age. For facility-based services, we calculate the allowance for uncollectible accounts based on a claim by claim review. As a result, the allowance percentages presented in the table above vary between the aging categories because of the mix of claims in each category.

The following table sets forth, as of December 31, 2010, the aging of accounts receivable (based on the billing date) and the total allowance for uncollectible accounts, expressed as a percentage of the related aged accounts receivable (amounts in thousands):

Payor	0-90	91-180	181-365	Over 365	Total
Medicare	\$47,864	\$ 6,247	\$3,174	\$1,853	\$59,138
Medicaid	2,615	714	811	1,358	5,498
Other	14,712	5,220	3,724	1,532	25,188
Total	\$65,191	\$12,181	\$7,709	\$4,743	\$89,824
Allowance as a percentage of receivables	3.4%	10.7%	27.2%	87.0%	10.9%

The following table summarizes the activity and ending balances in the allowance for uncollectible accounts (amounts in thousands):

	Beginning of Year Balance	Additions and Expenses	Deductions	End of Year Balance
Year ended December 31:				
2011	\$9,769	\$12,320	\$11,397	\$10,692
2010	8,262	7,607	6,100	9,769
2009	9,976	4,724	6,438	8,262

### Goodwill and Intangible Assets

We have a significant amount of goodwill on our balance sheet from the numerous business acquisitions we have made each year. We review goodwill and other intangible assets with indefinite lives annually for impairment or more frequently if circumstances indicate impairment may have occurred. We evaluate impairment by comparing the current fair value of each of our reporting units to their carrying value, including goodwill. To the extent the carrying value of a reporting unit exceeds the fair value of the reporting unit, the Company would be required to perform the second step of the impairment test. Components of our home-based services operating segment are generally represented by individual subsidiaries or joint ventures with individual licenses to conduct homecare or hospice operations within geographic markets as limited by the terms of each license. Our segment managers review discreet financial information for our homecare and hospice businesses and we believe that they represent two reporting units for the purposes of evaluating impairment. Components of our facility-based services operating segment are represented by individual operating entities. For the purposes of evaluating impairment, we believe it is appropriate to aggregate these operating components. Our impairment analysis is performed on September 30th of each year.

We estimate the fair value of our identified reporting units using the discounted cash flow method and the market multiple analysis method. These valuations require us to make estimates and assumptions regarding industry economic factors and the profitability of future business strategies. We consider historical experience and all available information at the time the fair values of its reporting units are estimated. For each of the reporting units, the estimated fair value is determined based on a formula that considers 50% of the estimated value based on a multiple of earnings before interest, taxes, depreciation and amortization plus 50% of the estimated value using discounted cash flow method.

The fair value of goodwill exceeded the carrying value by 5.6% for the homecare reporting unit, 19.5% for the hospice reporting unit and 55.5% for the facility based services reporting unit.

Although these test results do not indicate impairment they do result in the fair value of the homecare reporting unit, which has recorded goodwill of \$103.4 million, being less than substantially in excess of the carrying value. The discount rate and projected revenue and earnings before interest, tax, depreciation and amortization (EBITDA) growth rates are significant assumptions utilized when applying the discounted cash flow method. We applied a discount rate of 10.7%, which is derived from our weighted average cost of capital. The future cash flows of the homecare reporting unit is based on six percent annual organic census growth, known reimbursement changes, an estimate of normal annual cost increases and our ability to control costs. In developing our forecast assumptions, we considered our historical performance and the current reimbursement and utilization trends, and market share assumptions in the markets where we operate. These assumptions could be adversely impacted by unanticipated changes in risks or other economic factors including deterioration of general economic and industry conditions.

We also compared our equity book value to our market capitalization as of September 30, 2011. Our stock price on September 30, 2011 was \$17.06. Our stock price was affected by external factors such as the economic downturn and the overall decline in the stock market. Factors in our industry and particular to our company, such as significant reimbursement cuts, additional physician documentation, and the announcement of the settlement with the United States government and the related financial loss affected our stock price. The implied fair value of our Company based on the market capitalization exceeded the carrying value as of September 30, 2011, although that does not individually validate the fair value of each reporting unit discussed above. Our stock price did decline as of December 31, 2011 to a value that indicated a market capitalization below book value. However, we believe the calculations of fair value discussed above are reasonable in relation to the overall market capitalization of our Company.

A change in the weight assigned to each methodology would not have changed the conclusion that no impairment charge is necessary during the year ending December 31, 2011. We have not recognized goodwill impairment charges in 2011, 2010 or 2009.

Included in intangible assets, net are definite-lived assets subject to amortization such as software licenses and non-compete agreements. Amortization of the definite-lived intangible assets is calculated on a straight-line basis over the estimated useful lives of the related assets. Software licenses are amortized over a three year period and non-compete agreements are amortized over the life of the agreement, usually ranging from three to five years.

We also have indefinite-lived assets that are not subject to amortization expense such as trade names, certificates of need and licenses to conduct specific operations within geographic markets. Trade names, certificates of need and licenses have indefinite lives because there are no legal, regulatory, contractual, economic or other factors that would limit the useful life of these intangible assets and we intend to renew and operate the certificates of need, licenses and use these trade names indefinitely. We perform an annual impairment test on the trade names using the relief-from royalty method. Under this method, the fair value of the intangible asset is determined by calculating the present value of the after-tax cost savings associated with owning the trade names and, therefore, not having to pay royalties for its use for the remainder of its estimated useful lives. The certificates of need and licenses are tested annually for impairment using the cost approach. Under this method, assumptions are made about the cost to replace the certificates of need.

## Recent Accounting Pronouncements

In August 2010, the FASB issued new accounting guidance which changes the presentation of insurance claims and related insurance recoveries. The guidance clarifies that insurance recoveries on medical malpractice claims and other similar contingent liabilities should not be presented net of the related claim liability. The new guidance was effective for us on January 1, 2011 and is applied on a prospective basis. Included in other current assets as of December 31, 2011 is \$1.0 million for expected insurance recoveries.

In December 2010, the FASB issued new accounting guidance related to the Disclosure of Supplementary Pro Forma Information for Business Combinations. The guidance specifies that if a public entity presents comparative financial statements, the entity should disclose revenue and earnings of the combined entity as though the business combinations that occurred during the current year had occurred as of the beginning of the comparable prior annual reporting period only. The guidance also expands the supplemental pro forma disclosures to include a description of the nature and amount of material, nonrecurring pro forma adjustments directly attributable to the business combination included in the reported pro forma revenue and earnings. The guidance was effective for us January 1, 2011 and did not have a material effect on our financial statements.

In July 2011, FASB issued new accounting guidance that requires certain health care entities to change the presentation of their statement of operations by reclassifying the provision for bad debts associated with patient service revenue from an operating expense to a separate line as a deduction from patient service revenue. The guidance also requires enhanced disclosure about our policies for recognizing revenue and assessing bad debts. The guidance further requires qualitative and quantitative disclosures about changes in the allowance for doubtful accounts. We will adopt the new guidance prospectively in the first quarter of 2012. While the adoption is prospective, disclosure requirements will be applied retrospectively for the periods presented in our filings subsequent to adoption. We do not expect the adoption of the new guidance to have a material effect on our financial condition, results of operations, or cash flows.

## Item 7A. Quantitative and Qualitative Disclosures About Market Risk.

As of December 31, 2011, we had \$256,000 in cash. Cash in excess of requirements are deposited in highly liquid money market instruments with maturities less than 90 days. Because of the short maturities of these instruments, we would not expect our operating results or cash flows to be materially affected by the effect of a sudden change in market interest rates on our portfolio. The FDIC reinstated coverage on all non interest bearing checking accounts through December 31, 2012. All non interest bearing accounts are fully insured, regardless of the balance on the account.

Our exposure to market risk relates to changes in interest rates for borrowings under the credit facility we amended and restated on October 13, 2010, and subsequently amended on October 29, 2010, September 28, 2011, September 28, 2011 and December 8, 2011. A hypothetical 100 basis point increase in interest rates on the average daily amounts outstanding under the Credit Facility would have increased interest expense by \$91,000 for the year ended December 31, 2011.

## Item 8. Financial Statements and Supplementary Data.

The consolidated financial statements and financial statement schedules in Part IV, Item 15 of this Annual Report on Form 10-K are incorporated by reference into this Item 8.

## **Item 9. Changes In and Disagreements with Accountants on Accounting and Financial Disclosure.**

None.

### **Item 9A. Controls and Procedures.**

#### **Evaluation of Disclosure Control and Procedures**

The Company maintains disclosure controls and procedures that are designed to ensure that information required to be disclosed by the company in the reports it files or submits under the Exchange Act of 1934 is recorded, processed, summarized and reported within the time periods specified in the SEC's rules and forms, and that such information is accumulated and communicated to the Company's management, including its Chief Executive Officer and Chief Financial Officer, as appropriate to allow timely decisions regarding required disclosure.

Under the supervision and with the participation of the Company's management, including its Chief Executive Officer and Chief Financial Officer, management evaluated the effectiveness of the Company's disclosure controls and procedures as of December 31, 2011. Based on that evaluation, the Company's Chief Executive Officer and its Chief Financial Officer concluded that the Company's disclosure controls and procedures (as such term is defined under Rule 13a-15(e) promulgated under the Securities Exchange Act of 1934, as amended) were effective as of December 31, 2011.

#### **Management's Report on Internal Control Over Financial Reporting**

The Company's management is responsible for establishing and maintaining adequate internal control over financial reporting, as that term is defined in Exchange Act Rule 13a-15(f). Under the supervision and with the participation of the Company's management, including the Chief Executive Officer and Chief Financial Officer, the Company conducted an evaluation of its internal control over financial reporting based on the framework in *Internal Control – Integrated Framework* issued by the Committee of Sponsoring Organizations of the Treadway Commission. Because of its inherent limitations, internal control over financial reporting may not prevent or detect misstatements. Also, projections of any evaluation of effectiveness to future periods are subject to the risk that controls may become inadequate because of changes in conditions, or that the degree of compliance with the policies or procedures may deteriorate.

Based on management's testing and evaluation under the framework in *Internal Control – Integrated Framework*, management concluded that our internal control over financial reporting was effective as of December 31, 2011.

The attestation report of KPMG LLP, the independent registered public accounting firm, is included herein.

#### **Changes in Internal Control Over Financial Reporting**

There have not been any changes in the Company's internal control over financial reporting, as such term is defined in Rule 13a-15(f) under the Exchange Act, during the Company's fiscal quarter ended December 31, 2011 that have materially affected, or are reasonably likely to materially affect, the Company's internal control over financial reporting.

## Report of Independent Registered Public Accounting Firm

### The Board of Directors and Stockholders

#### LHC Group, Inc.

We have audited LHC Group, Inc.'s internal control over financial reporting as of December 31, 2011, based on criteria established in *Internal Control – Integrated Framework* issued by the Committee of Sponsoring Organizations of the Treadway Commission (COSO). LHC Group, Inc.'s (the Company) management is responsible for maintaining effective internal control over financial reporting and for its assessment of the effectiveness of internal control over financial reporting, included in the accompanying Management's Report on Internal Control over Financial Reporting. Our responsibility is to express an opinion on the Company's internal control over financial reporting based on our audit.

We conducted our audit in accordance with the standards of the Public Company Accounting Oversight Board (United States). Those standards require that we plan and perform the audit to obtain reasonable assurance about whether effective internal control over financial reporting was maintained in all material respects. Our audit included obtaining an understanding of internal control over financial reporting, assessing the risk that a material weakness exists, and testing and evaluating the design and operating effectiveness of internal control based on the assessed risk. Our audit also included performing such other procedures as we considered necessary in the circumstances. We believe that our audit provides a reasonable basis for our opinion.

A company's internal control over financial reporting is a process designed to provide reasonable assurance regarding the reliability of financial reporting and the preparation of financial statements for external purposes in accordance with U.S. generally accepted accounting principles. A company's internal control over financial reporting includes those policies and procedures that (1) pertain to the maintenance of records that, in reasonable detail, accurately and fairly reflect the transactions and dispositions of the assets of the company; (2) provide reasonable assurance that transactions are recorded as necessary to permit preparation of financial statements in accordance with U.S. generally accepted accounting principles, and that receipts and expenditures of the company are being made only in accordance with authorizations of management and directors of the company; and (3) provide reasonable assurance regarding prevention or timely detection of unauthorized acquisition, use, or disposition of the company's assets that could have a material effect on the financial statements.

Because of its inherent limitations, internal control over financial reporting may not prevent or detect misstatements. Also, projections of any evaluation of effectiveness to future periods are subject to the risk that controls may become inadequate because of changes in conditions, or that the degree of compliance with the policies or procedures may deteriorate.

In our opinion, LHC Group, Inc. maintained, in all material respects, effective internal control over financial reporting as of December 31, 2011, based on criteria established in *Internal Control – Integrated Framework* issued by the Committee of Sponsoring Organizations of the Treadway Commission.

We also have audited, in accordance with the standards of the Public Company Accounting Oversight Board (United States), the consolidated balance sheets of LHC Group, Inc. and subsidiaries as of December 31, 2011 and 2010, and the related consolidated statements of operations, changes in equity, and cash flows for each of the years in the three year period ended December 31, 2011, and our report dated March 15, 2012 expressed an unqualified opinion on those consolidated financial statements.

/s/ KPMG LLP

Baton Rouge, Louisiana  
March 15, 2012

## Item 9B. Other Information.

On December 8, 2011, the Company entered into a Fourth Amendment to the Second Amended and Restated Credit Facility (the “Fourth Amendment”), by and among LHC Group, Inc., a Delaware corporation (the “Borrower”), the lenders set forth on the signature page to the Fourth Amendment (the “lenders”) and Capital One, National Association, a national banking association, individually as a lender and as administrative agent, sole book runner and sole lead arranger. The Fourth Amendment permits Borrower to increase the sublimit for letters of credit to \$7.5 million and provides for a prospective increase to the total line of credit commitment from \$75 million to a maximum aggregate principal of up to \$100 million. The foregoing description of the Fourth Amendment is not complete and is qualified in its entirety by the full text thereof, which is filed as Exhibit 10.20 hereto and is incorporated herein by reference.

## PART III

### Item 10. Directors, Executive Officers and Corporate Governance.

The information required by this Item with respect to directors and executive officers is incorporated by reference from the information contained under the headings “Directors and Executive Officers” and “Corporate Governance” in the definitive Proxy Statement relating to the Company’s 2012 Annual Meeting of Stockholders.

The information required by this Item regarding compliance with Section 16(a) of the Exchange Act is incorporated by reference from the information contained under the heading “Directors and Executive Officers” in the definitive Proxy Statement relating to the Company’s 2012 Annual Meeting of Stockholders.

The information required by this Item with respect to corporate governance is incorporated by reference from the information contained under the heading “The Board of Directors and Corporate Governance” in the definitive Proxy Statement relating to the Company’s 2012 Annual Meeting of Stockholders.

### Code of Conduct and Ethics

We have adopted a code of ethics that applies to all of our directors, officers and employees. This code is publicly available in the investor relations area of our website at [www.lhcgroup.com](http://www.lhcgroup.com). This code of ethics is not incorporated in this report by reference. Copies of our code of ethics may also be requested in print by writing to Investor Relations at LHC Group, Inc., 420 West Pinhook Road, Suite A, Lafayette, Louisiana 70503.

### Item 11. Executive Compensation.

The information required by this Item is incorporated by reference from the information contained under the heading “Executive Compensation” in the definitive Proxy Statement relating to the Company’s 2012 Annual Meeting of Stockholders.

### Item 12. Security Ownership of Certain Beneficial Owners and Management and Related Stockholder Matters.

The information required by this Item is incorporated by reference to the information contained under the headings “Security Ownership of Certain Beneficial Owners and Management” in the definitive Proxy Statement relating to the Company’s 2012 Annual Meeting of Stockholders.

### Equity Compensation Plan Information

Plan Category	(a) Number of Shares to be Issued Upon Exercise of Outstanding Options, Warrants, and Rights	(b) Weighted-Average Exercise Price of Outstanding Rights	(c) Number of Shares Remaining Available for Future Issuance Under Equity Compensation Plans (Excluding Securities Reflected in Column a)
Equity compensation plans approved by Stockholders:	15,000	\$16.88	1,325,330
Equity compensation plans not approved by Stockholders:	—	—	—
<b>Total</b>	<b>15,000</b>	<b>\$16.88</b>	<b>1,325,330</b>



### **Item 13. Certain Relationships and Related Transactions, and Director Independence.**

The information required by this Item is incorporated by reference from the information contained under the heading “Certain Relationships and Related Transactions” in the definitive Proxy Statement relating to the Company’s 2012 Annual Meeting of Stockholders.

### **Item 14. Principal Accounting Fees and Services.**

The information required by this Item is incorporated by reference from the information contained under the heading “Principal Accounting Fees and Services” in the definitive Proxy Statement relating to the Company’s 2012 Annual Meeting of Stockholders.

## **PART IV**

### **Item 15. Exhibits, Financial Statement Schedules.**

(a) Documents to be filed with Form 10-K:

(1) Financial Statements

Report of Independent Registered Public Accounting Firm .....	F-1
Consolidated Balance Sheets as of December 31, 2011 and 2010 .....	F-2
For each of the years in the three-year period ended December 31, 2011 .....	
Consolidated Statements of Operations .....	F-3
Consolidated Statements of Changes in Equity .....	F-4
Consolidated Statements of Cash Flows .....	F-5
Notes to the Consolidated Financial Statements .....	F-6

(2) Financial Statement Schedules

There are no financial statement schedules included in this report.

(3) Exhibits

The Exhibits are listed in the Index of Exhibits required by Item 601 of Regulation S-K included herewith, which is incorporated by reference.

## Report of Independent Registered Public Accounting Firm

### The Board of Directors and Stockholders

#### LHC Group, Inc.

We have audited the accompanying consolidated balance sheets of LHC Group, Inc. and subsidiaries (the Company) as of December 31, 2011 and 2010, and the related consolidated statements of operations, changes in equity, and cash flows for each of the years in three year period ended December 31, 2011. These consolidated financial statements are the responsibility of the Company's management. Our responsibility is to express an opinion on these consolidated financial statements based on our audits.

We conducted our audits in accordance with the standards of the Public Company Accounting Oversight Board (United States). Those standards require that we plan and perform the audit to obtain reasonable assurance about whether the financial statements are free of material misstatement. An audit includes examining, on a test basis, evidence supporting the amounts and disclosures in the financial statements. An audit also includes assessing the accounting principles used and significant estimates made by management, as well as evaluating the overall financial statement presentation. We believe that our audits provide a reasonable basis for our opinion.

In our opinion, the consolidated financial statements referred to above present fairly, in all material respects, the financial position of LHC Group, Inc. and subsidiaries as of December 31, 2011 and 2010, and the results of their operations and their cash flows for each of the years in three year period ended December 31, 2011, in conformity with U.S. generally accepted accounting principles.

We also have audited, in accordance with the standards of the Public Company Accounting Oversight Board (United States), LHC Group, Inc.'s internal control over financial reporting as of December 31, 2011, based on criteria established in *Internal Control – Integrated Framework* issued by the Committee of Sponsoring Organizations of the Treadway Commission (COSO), and our report dated March 15, 2012 expressed an unqualified opinion on the effectiveness of the LHC Group, Inc.'s internal control over financial reporting.

/s/ KPMG LLP

Baton Rouge, Louisiana  
March 15, 2012

**LHC GROUP, INC. AND SUBSIDIARIES****CONSOLIDATED BALANCE SHEETS**

(Amounts in thousands, except share data)

As of December 31,	2011	2010
<b>ASSETS</b>		
Current assets:		
Cash	\$ 256	\$ 288
Receivables:		
Patient accounts receivable, less allowance for uncollectible accounts of \$10,692 and \$9,769, respectively	91,183	79,939
Other receivables	1,636	5,210
Amounts due from governmental entities	315	429
Total receivables, net	93,134	85,578
Deferred income taxes	7,269	5,941
Prepaid income taxes	26,667	5,326
Prepaid expenses	6,576	6,573
Other current assets	4,363	3,442
Total current assets	138,265	107,148
Property, building and equipment, net of accumulated depreciation of \$28,073 and \$21,693	28,182	26,862
Goodwill	164,731	157,338
Intangible assets, net of accumulated amortization of \$2,325 and \$1,499	59,389	54,051
Advance payment on acquisitions	—	6,947
Other assets	5,809	4,959
Total assets	<b>\$396,376</b>	<b>\$357,305</b>
<b>LIABILITIES AND STOCKHOLDERS' EQUITY</b>		
Current liabilities:		
Accounts payable and other accrued liabilities	\$ 23,119	\$ 21,017
Salaries, wages and benefits payable	25,571	23,112
Self insurance payable	5,612	4,177
Amounts due to governmental entities	3,234	3,159
Total current liabilities	57,536	51,465
Deferred income taxes	22,523	16,817
Income tax payable	3,415	—
Revolving credit facility	34,820	—
Total liabilities	118,294	68,282
Noncontrolling interest-redeemable	11,348	13,535
Stockholders' equity:		
Common stock – \$0.01 par value: 40,000,000 shares authorized; 21,374,264 and 21,180,286 shares issued and 18,298,659 and 18,172,022 shares outstanding, respectively	183	181
Treasury stock – 3,075,605 and 3,008,264 shares at cost, respectively	(6,216)	(4,453)
Additional paid-in capital	95,964	91,017
Retained earnings	173,752	186,996
Total LHC Group, Inc. stockholders' equity	263,683	273,741
Noncontrolling interest – non-redeemable	3,051	1,747
Total equity	266,734	275,488
Total liabilities and stockholders' equity	<b>\$396,376</b>	<b>\$357,305</b>

See accompanying Notes to the Consolidated Financial Statements

## LHC GROUP, INC. AND SUBSIDIARIES

### CONSOLIDATED STATEMENTS OF OPERATIONS

(Amounts in thousands, except share and per share data)

For the Year Ended December 31,	2011	2010	2009
Net service revenue	\$ 633,872	\$ 631,567	\$ 529,246
Cost of service revenue	352,346	326,521	267,781
Gross margin	281,526	305,046	261,465
Provision for bad debts	12,320	7,607	4,724
Settlement with government agencies	65,000	—	—
General and administrative expenses	210,588	201,837	171,695
Operating income (loss)	(6,382)	95,602	85,046
Interest expense	(1,018)	(134)	(142)
Gain (loss) on the sale of assets and entities	59	(7)	(22)
Non-operating (loss) income	1,722	812	(239)
Income (loss) from continuing operations before income taxes and noncontrolling interests	(5,619)	96,273	84,643
Income tax expense (benefit)	(1,968)	31,727	26,743
Income (loss) from continuing operations	(3,651)	64,546	57,900
Loss from discontinued operations (net of income tax benefit of \$55)	—	—	(86)
Net income (loss)	(3,651)	64,546	57,814
Less net income attributable to noncontrolling interest	9,593	15,787	13,973
Net income (loss) attributable to LHC Group, Inc.	(13,244)	48,759	43,841
Redeemable noncontrolling interests	—	41	45
Net income (loss) available to LHC Group, Inc.'s common stockholders	\$ (13,244)	\$ 48,800	\$ 43,886
Earnings per share – basic:			
Income (loss) from continuing operations attributable to LHC Group, Inc.	\$ (0.73)	\$ 2.69	\$ 2.44
Loss from discontinued operations attributable to LHC Group, Inc.	—	—	—
Net income (loss) attributable to LHC Group, Inc.	(0.73)	2.69	2.44
Redeemable noncontrolling interest	—	—	—
Net income (loss) attributable to LHC Group, Inc.'s common stockholders	\$ (0.73)	\$ 2.69	\$ 2.44
Earnings per share – diluted:			
Income (loss) from continuing operations attributable to LHC Group, Inc.	\$ (0.73)	\$ 2.68	\$ 2.43
Loss from discontinued operations attributable to LHC Group, Inc.	—	—	—
Net income (loss) attributable to LHC Group, Inc.	(0.73)	2.68	2.43
Redeemable noncontrolling interest	—	—	—
Net income (loss) attributable to LHC Group, Inc.'s common stockholders	\$ (0.73)	\$ 2.68	\$ 2.43
Weighted average shares outstanding:			
Basic	18,265,118	18,119,183	17,960,376
Diluted	18,265,118	18,226,091	18,069,897

See accompanying Notes to the Consolidated Financial Statements

## LHC GROUP, INC. AND SUBSIDIARIES

## CONSOLIDATED STATEMENTS OF CHANGES IN EQUITY

(Amounts in thousands, except share data)

	LHC Group, Inc.									
	Common Stock				Additional Paid-In Capital	Retained Earnings	Non-Controlling Interest – Non-redeemable	Total Equity	Non-Controlling Interest – Redeemable	Net Income (Loss)
	Issued		Treasury							
Amount	Shares	Amount	Shares							
Balances at December 31, 2008	\$ 179	20,853,463	\$(3,072)	2,957,631	\$85,404	\$ 94,310	\$ 441	\$177,262	\$ 6,682	
Net income	—	—	—	—	—	43,841	1,554	45,395	12,419	57,814
Transfer of noncontrolling interest	—	—	—	—	181	—	—	181	1,228	
Purchase of additional controlling interest	—	—	—	—	(2,286)	—	—	(2,286)	—	
Acquired noncontrolling interest	—	—	—	—	—	—	—	—	5,858	
Noncontrolling interest distributions	—	—	—	—	—	—	(1,607)	(1,607)	(12,364)	
Nonvested stock compensation	—	—	—	—	2,393	—	—	2,393	—	
Issuance of vested restricted stock	—	89,163	—	—	—	—	—	—	—	
Treasury shares redeemed to pay income tax	—	—	(441)	19,102	—	—	—	(441)	—	
Issuance of common stock under Employee Stock Purchase Plan	—	24,792	—	—	618	—	—	618	—	
Recording noncontrolling interest in joint venture at redemption value	—	—	—	—	—	45	—	45	—	
Balances at December 31, 2009	\$ 179	20,967,418	\$(3,513)	2,976,733	\$86,310	\$138,196	\$ 388	\$221,560	\$ 13,823	
Net income	—	—	—	—	—	48,759	1,824	50,583	13,963	64,546
Transfer of noncontrolling interest	—	—	—	—	—	—	684	684	(684)	
Purchase of additional controlling interest	—	—	—	—	(1,914)	—	—	(1,914)	—	
Acquired noncontrolling interest	—	—	—	—	—	Income	612	612	338	
Noncontrolling interest distributions	—	—	—	—	—	—	(1,761)	(1,761)	(13,905)	
Stock issued for acquisitions	2	50,150	—	—	1,548	—	—	1,550	—	
Stock option exercise	—	4,000	—	—	91	—	—	91	—	
Nonvested stock compensation	—	—	—	—	3,742	—	—	3,742	—	
Issuance of vested restricted stock	—	130,211	—	—	—	—	—	—	—	
Treasury shares redeemed to pay income tax	—	—	(940)	31,531	—	—	—	(940)	—	
Excess tax benefits-vesting nonvested stock	—	—	—	—	459	—	—	459	—	
Issuance of common stock under Employee Stock Purchase Plan	—	28,508	—	—	781	—	—	781	—	
Recording noncontrolling interest in joint venture at redemption value	—	—	—	—	—	41	—	41	—	
Balances at December 31, 2010	\$ 181	21,180,286	\$(4,453)	3,008,264	\$91,017	\$186,996	\$ 1,747	\$275,488	\$ 13,535	
Net income (loss)	—	—	—	—	—	(13,244)	1,075	(12,169)	8,518	(3,651)
Transfer of noncontrolling interest	—	—	—	—	205	—	163	368	—	
Acquired noncontrolling interest	—	—	—	—	—	—	1,372	1,372	—	
Noncontrolling interest distributions	—	—	—	—	—	—	(1,402)	(1,402)	(10,455)	
Purchase of additional controlling interest	—	—	—	—	(641)	—	—	(641)	(250)	
Sale of noncontrolling interest	—	—	—	—	212	—	96	308	—	
Nonvested stock compensation	—	—	—	—	4,092	—	—	4,092	—	
Issuance of vested restricted stock	—	155,687	—	—	—	—	—	—	—	
Treasury shares redeemed to pay income tax	—	—	(1,186)	43,182	—	—	—	(1,186)	—	
Repurchase of common stock	—	—	(577)	24,159	—	—	—	(577)	—	
Excess tax benefits-vesting nonvested stock	—	—	—	—	221	—	—	221	—	
Issuance of common stock under Employee Stock Purchase Plan	2	38,291	—	—	858	—	—	860	—	
Balances at December 31, 2011	\$ 183	21,374,264	\$(6,216)	3,075,605	\$95,964	\$173,752	\$ 3,051	\$266,734	\$ 11,348	

See accompanying Notes to the Consolidated Financial Statements

## LHC GROUP, INC. AND SUBSIDIARIES

### CONSOLIDATED STATEMENTS OF CASH FLOWS

(Amounts in thousands)

For the Year Ended December 31,	2011	2010	2009
<b>Operating activities</b>			
Net income (loss)	\$ (3,651)	\$ 64,546	\$ 57,814
Adjustments to reconcile net income to net cash provided by operating activities:			
Depreciation and amortization expense	7,521	7,496	4,831
Provision for bad debts	12,320	7,607	4,724
Stock based compensation expense	4,092	3,742	2,393
Deferred income taxes	4,378	2,771	4,646
Loss on impairment of intangible assets	—	—	542
Changes in operating assets and liabilities, net of acquisitions:			
Receivables	(21,024)	(16,195)	(19,278)
Prepaid expenses, other assets	6,247	(2,319)	(1,617)
Prepaid taxes	(17,926)	(2,194)	(3,130)
Accounts payable and accrued expenses	4,478	5,777	(168)
Net amounts due from governmental entities	189	706	(1,565)
Net cash provided by (used in) operating activities	(3,376)	71,937	49,192
<b>Investing activities</b>			
Cash paid for acquisitions, primarily goodwill, intangible assets and advance payment on acquisitions	(11,680)	(31,747)	(33,427)
Purchases of property, building and equipment	(7,945)	(11,586)	(8,236)
Net cash used in investing activities	(19,625)	(43,333)	(41,663)
<b>Financing activities</b>			
Proceeds from line of credit	142,995	9,023	69,206
Payments on line of credit	(108,175)	(14,746)	(63,483)
Principal payments on debt	—	(4,483)	(508)
Payments on capital leases	(14)	(31)	(80)
Payment of contingent consideration	—	(1,726)	—
Excess tax benefits from vesting of restricted stock	320	476	121
Proceeds from issuance of common stock under ESPP	860	781	618
Proceeds from exercise of stock options	—	74	—
Noncontrolling interest distributions	(11,857)	(15,666)	(13,971)
Purchase of additional controlling interest	(891)	(1,914)	(2,286)
Sale of noncontrolling interest	308	—	—
Payment of deferred financing fees	—	(498)	(263)
Payments on repurchasing common stock	(577)	—	—
Net cash provided by (used in) financing activities	22,969	(28,710)	(10,646)
Change in cash	(32)	(106)	(3,117)
Cash at beginning of period	288	394	3,511
Cash at end of period	\$ 256	\$ 288	\$ 394
<b>Supplemental disclosures of cash flow information</b>			
Interest paid	\$ 1,018	\$ 134	\$ 142
Income taxes paid	\$ 11,363	\$ 30,605	\$ 35,869

**Supplemental disclosure of non-cash transactions:**

**2011 non-cash transactions.** Consideration for one of the Company's acquisitions during 2011 was a transfer of a 26.32% ownership interest in one of the Company's wholly owned home health agencies. The transfer of the noncontrolling interest in the Company's existing home health agency was accounted for as an equity transaction, resulting in the Company recognizing additional paid in capital of \$206,000 and additional noncontrolling interest of \$294,000. Additionally, the Company acquired a majority ownership in four entities and recorded \$1.3 million of noncontrolling interest related to the acquisitions.

In conjunction with the vesting of non-vested shares of stock, recipients incur personal income tax obligations. The Company allows the recipients to turn in shares of common stock to satisfy those personal tax obligations. During 2011, the Company obtained \$1.2 million of treasury shares for tax payments on stock vesting.

The Company recorded \$3.4 million as an unrecognized tax benefit during 2011.

**2010 non-cash transactions.** During 2010, the Company acquired a majority ownership in six entities and recorded \$950,000 of noncontrolling interest related to the acquisitions.

During 2010, the Company issued 29,988 shares of the Company's common stock, valued at \$950,000, as settlement of contingent consideration on one of the Company's 2008 acquisitions. The shares were contingent upon the acquired company achieving certain financial measurements in the year after acquisition. The acquired company achieved the financial measurements and, therefore, the Company remitted the remaining contingent consideration to the seller.

The Company also issued 20,162 shares, valued at \$600,000, during 2010 as consideration for one of the Company's 2010 acquisitions.

During 2010, the Company obtained \$940,000 of treasury shares for tax payments on stock vesting.

**2009 non-cash transactions.** In February 2009, the Company acquired a 75% interest in Southeast Louisiana HomeCare, LLC in exchange for \$7.5 million of cash and a noncontrolling interest in three of the Company's home health agencies. Also, during 2009, the Company acquired a majority ownership in 11 entities and recorded \$7.1 million of noncontrolling interest related to the acquisitions.

During 2009, the Company obtained \$441,000 of treasury shares for tax payments on stock vesting.

See accompanying Notes to the Consolidated Financial Statements

## LHC GROUP, INC. AND SUBSIDIARIES

### NOTES TO CONSOLIDATED FINANCIAL STATEMENTS

#### 1. Organization

LHC Group, Inc. (the "Company") is a health care provider specializing in the post-acute continuum of care primarily for Medicare beneficiaries. The Company provides home-based services, primarily through home nursing agencies and hospices, and facility-based services, primarily through long-term acute care hospitals. The Company, through its wholly and majority-owned subsidiaries, equity joint ventures and controlled affiliates, currently operates in Alabama, Arkansas, Florida, Georgia, Idaho, Kentucky, Louisiana, Maryland, Mississippi, Missouri, North Carolina, Ohio, Oklahoma, Oregon, Tennessee, Texas, Virginia, West Virginia and Washington.

#### 2. Summary of Significant Accounting Policies

##### Reclassifications

A reclassification has been made to the December 31, 2010 and 2009 condensed consolidated statement of operations to conform to the 2011 presentation. Net service revenue and cost of service revenue have been decreased by \$3.5 million and \$2.7 million for the year ended December 31, 2010 and 2009, respectively, related to fees the Company collects and subsequently pays to nursing homes primarily for room and board services provided to the Company's hospice patients.

A reclassification has been made to the December 31, 2010 condensed consolidated balance sheets to reclassify \$116,000 into other receivables. The amount was previously recorded in patients accounts receivable; however, the transactions are not specifically related to patient claims. This reclassification had no effect on the condensed consolidated statements of cash flows.

##### Use of Estimates

The preparation of financial statements in conformity with U.S. generally accepted accounting principles ("US GAAP") requires management to make estimates and assumptions that affect the reported amounts of assets and liabilities and disclosure of contingent assets and liabilities at the date of the financial statements and the reported revenue and expenses during the reported period. Actual results could differ from those estimates.

##### Principles of Consolidation

The consolidated financial statements include all subsidiaries and entities controlled by the Company. Control is defined by the Company as ownership of a majority of the voting interest of an entity. The consolidated financial statements include entities in which the Company has the obligation to absorb losses of the entities or the right to receive benefits from the entities and generally has voting control over the entities or both, as a result of ownership, contractual or other financial interests in the entities. Third party equity interests in the consolidated joint ventures are reflected as noncontrolling interests in the Company's consolidated financial statements.

The following table summarizes the percentage of net service revenue earned by type of ownership or relationship the Company had with the operating entity for the periods presented:

	2011	2010	2009
Wholly owned subsidiaries	49.5%	49.5%	47.5%
Equity joint ventures	47.1%	47.4	49.2
License leasing arrangements	2.4	1.7	1.8
Management services	1.0	1.4	1.5
	100.0%	100.0%	100.0%

All significant inter-company accounts and transactions have been eliminated in consolidation. Business combinations accounted for as purchases have been included in the consolidated financial statements from the respective dates of acquisition.

The following discussion describes the Company's consolidation policy with respect to its various ventures excluding wholly owned subsidiaries:

#### *Equity Joint Ventures*

The Company's joint ventures are structured as limited liability companies in which the Company typically owns a majority equity interest ranging from 51% to 90%. Each member of all but one of the Company's equity joint ventures participates in profits and losses in proportion to their equity interests. The Company has one joint venture partner whose participation in losses is limited. The Company consolidates these entities as the Company has the obligation to absorb losses of the entities and the right to receive benefits from the entities and generally has voting control over the entities.

#### *License Leasing Arrangements*

The Company, through wholly owned subsidiaries, leases home health licenses necessary to operate certain of its home nursing agencies. As with wholly owned subsidiaries, the Company owns 100% of the equity of these entities and consolidates them based on such ownership, as well as the Company's obligation to absorb losses of the entities and the right to receive benefits from the entities.

#### *Management Services*

The Company has various management services agreements under which the Company manages certain operations of agencies and facilities. The Company does not consolidate these agencies or facilities, as the Company does not have an ownership interest and does not have an obligation to absorb losses of the entities or the right to receive the benefits from the entities.

#### **Revenue Recognition**

The Company reports net service revenue at the estimated net realizable amount due from Medicare, Medicaid, commercial insurance, managed care payors, patients and others for services rendered. All payors contribute to both the home-based services and facility-based services.

The following table sets forth the percentage of net service revenue earned by category of payor for the years ending December 31:

	2011	2010	2009
Payor:			
Medicare	79.7%	80.5%	82.2%
Medicaid	2.3	2.7	2.9
Other	18.0	16.8	14.9
	100.0%	100.0%	100.0%

The percentage of net service revenue contributed from each reporting segment was as follows for the years ending December 31:

	2011	2010	2009
Home-Based Services	88.0%	87.9%	88.2%
Facility-Based Services	12.0	12.1	11.8
	100.0%	100.0%	100.0%



## Medicare

### Home-Based Services

*Home Nursing Services.* The Company's home nursing Medicare patients are classified into one of 153 home health resource groups prior to receiving services. Based on this home health resource group, the Company is entitled to receive a standard prospective Medicare payment for delivering care over a 60-day period referred to as an episode. The Company recognizes revenue based on the number of days elapsed during an episode of care within the reporting period.

Final payments from Medicare may reflect one of four retroactive adjustments to ensure the adequacy and effectiveness of the total reimbursement: (a) an outlier payment if the patient's care was unusually costly; (b) a low utilization adjustment if the number of visits was fewer than five; (c) a partial payment if the patient transferred to another provider before completing the episode; or (d) a payment adjustment based upon the level of therapy services required in the population base. Management estimates the impact of these payment adjustments based on historical experience and records this estimate during the period the services are rendered. The Company's payment is also adjusted for geographic wage differences. In calculating the Company's reported net service revenue from home nursing services, the Company adjusts the prospective Medicare payments by an estimate of the adjustments. The adjustments are calculated using a historical average of prior adjustments.

*Hospice Services.* The Company is paid by Medicare under a per diem payment system. The Company receives one of four predetermined daily or hourly rates based upon the level of care the Company furnished. The Company records net service revenue from hospice services based on the daily or hourly rate and recognizes revenue as hospice services are provided.

Hospice payments are also subject to an inpatient cap and an overall payment cap. Inpatient cap relates to individual programs receiving more than 20% of its total Medicare reimbursement from inpatient care services and the overall payment cap relates to individual programs receiving reimbursements in excess of a "cap amount," calculated by multiplying the number of beneficiaries during the period by a statutory amount that is indexed for inflation. The determination for each cap is made annually based on the 12-month period ending on October 31 of each year. The Company monitors its limits on a provider-by-provider basis. The Company has not received notification that any of its hospices have exceeded the cap on inpatient care services or overall payments during 2010 or 2011 to date.

### Facility-Based Services

*Long-Term Acute Care Services.* The Company is reimbursed by Medicare for services provided under the long-term acute care hospital ("LTACH") prospective payment system, which was implemented on October 1, 2002. Each patient is assigned a long-term care diagnosis-related group. The Company is paid a predetermined fixed amount intended to reflect the average cost of treating a Medicare patient classified in that particular long-term care diagnosis-related group. For selected patients, the amount may be further adjusted based on length of stay and facility-specific costs, as well as in instances where a patient is discharged and subsequently re-admitted, among other factors. The Company calculates the adjustment based on a historical average of these types of adjustments for claims paid. Similar to other Medicare prospective payment systems, the rate is also adjusted for geographic wage differences. Revenue is recognized for the Company's LTACHs as services are provided.

### *Medicaid, managed care and other payors*

The Company's Medicaid reimbursement is based on a predetermined fee schedule applied to each service provided. Therefore, revenue is recognized for Medicaid services as services are provided based on this fee schedule. The Company's managed care and other payors reimburse the Company in a manner similar to either Medicare or Medicaid. Accordingly, the Company recognizes revenue from managed care and other payors in the same manner as the Company recognizes revenue from Medicare or Medicaid.

### *Management Services*

The Company records management services revenue as services are provided in accordance with the various management services agreements to which the Company is a party. As described in the agreements, the Company

provides billing, management and other consulting services suited to and designed for the efficient operation of the applicable home nursing agency or inpatient rehabilitation facility. The Company is responsible for the costs associated with the locations and personnel required for the provision of services. The Company is compensated based on a percentage of cash collections, a flat fee or is reimbursed for operating expenses and compensated based on a percentage of operating net income.

### **Accounts Receivable and Allowances for Uncollectible Accounts**

The Company reports accounts receivable net of estimated allowances for uncollectible accounts and adjustments. Accounts receivable are uncollateralized and primarily consist of amounts due from Medicare, other third-party payors, and patients. To provide for accounts receivable that could become uncollectible in the future, the Company establishes an allowance for uncollectible accounts to reduce the carrying amount of such receivables to their estimated net realizable value. Because Medicare is the Company's primary payor, the credit risk associated with receivables from other payors is limited. The Company believes the credit risk associated with its Medicare accounts, which represent approximately 66% of its patient accounts receivable at December 31, 2011 and December 31, 2010, is limited due to (i) the historical collection rate from Medicare and (ii) the fact that Medicare is a U.S. government payor. The Company does not believe that there are any other significant concentrations of receivables from any particular payor that would subject it to any significant credit risk in the collection of accounts receivable.

The amount of the provision for bad debts is based upon the Company's assessment of historical and expected net collections, business and economic conditions and trends in government reimbursement. Uncollectible accounts are written off when the Company has determined the account will not be collected.

A portion of the estimated Medicare prospective payment system reimbursement from each submitted home nursing episode is received in the form of a request for anticipated payment ("RAP"). The Company submits a RAP for 60% of the estimated reimbursement for the initial episode at the start of care. The full amount of the episode is billed after the episode has been completed. The RAP received for that particular episode is deducted from the final payment. If a final bill is not submitted within the greater of 120 days from the start of the episode, or 60 days from the date the RAP was paid, any RAPs received for that episode will be recouped by Medicare from any other Medicare claims in process for that particular provider. The RAP and final claim must then be resubmitted. For subsequent episodes of care contiguous with the first episode for a particular patient, the Company submits a RAP for 50% instead of 60% of the estimated reimbursement.

The Company's Medicare population is paid at a prospectively set amount that can be determined at the time services are rendered. The Company's Medicaid reimbursement is based on a predetermined fee schedule applied to each individual service we provide. The Company's managed care contracts are structured similar to either the Medicare or Medicaid payment methodologies. Because of its payor mix, the Company is able to calculate our actual amount due at the patient level and adjust the gross charges down to the actual amount at the time of billing. This negates the need to record an estimated contractual allowance when reporting net service revenue for each reporting period.

### **Business Combination**

The Company accounts for business combinations using the acquisition method. The assets acquired consist primarily of Medicare license, certificate of need and/or a noncompete agreement. The assets acquired and liabilities assumed, if any, are measured at fair value on the acquisition date using the appropriate valuation method. The noncontrolling interest associated with joint venture acquisitions is also measured and recorded at fair value as of the acquisition date. The residual purchase price is recorded as goodwill. The operations of the acquisitions are included in the consolidated financial statements from their respective dates of acquisition.

### **Goodwill and Intangible Assets**

Goodwill and other intangible assets with indefinite lives are reviewed annually for impairment or more frequently if circumstances indicate impairment may have occurred. An impairment loss is recognized if the carrying value of goodwill or an indefinite-lived intangible asset exceeds its fair value. The evaluation of impairment involves comparing the current fair value of each of the Company's reporting units to their recorded value, including goodwill. Components of the

Company's home-based services segment are generally represented by individual subsidiaries or joint ventures with individual licenses to conduct home care or hospice operations within geographic markets as limited by the terms of each license. The Company's homecare and hospice business represent two reporting units for the purposes of evaluating impairment. Components of the Company's facility-based services are represented by individual operating entities. For purposes of evaluating impairment, the Company aggregates these operating components.

The Company estimates the fair value of its identified reporting units using the discounted cash flow method and the market multiple analysis method. These valuations require management to make estimates and assumptions regarding industry economic factors and the profitability of future business strategies. Management considers historical experience and all available information at the time the fair values of its reporting units are estimated. For each of the reporting units, the estimated fair value is determined based on a formula that considers 50% of the estimated value based on a multiple of earnings before interest, taxes, depreciation and amortization plus 50% of the estimated value using recent sales of comparable facilities. A change in the weight assigned to each methodology would not have changed the conclusion that no impairment charge is necessary during the year ending December 31, 2011. The Company has not recognized goodwill impairment charges in 2011, 2010 or 2009.

Included in intangible assets, net, are definite-lived assets subject to amortization such as non-compete agreements. Amortization of definite-lived intangible assets is calculated on a straight-line basis over the estimated useful lives of the related assets.

The Company also has indefinite-lived assets that are not subject to amortization expense such as trade names, certificates of need and licenses to conduct specific operations within geographic markets. The Company has concluded that trade names, certificates of need and licenses have indefinite lives, because there are no legal, regulatory, contractual, economic or other factors that would limit the useful life of these intangible assets and the Company intends to renew and operate the certificates of need, licenses and use these trade names indefinitely. The Company performs an annual impairment test on the trade names using the relief-from royalty method. Under this method, the fair value of the intangible asset is determined by calculating the present value of the after-tax cost savings associated with owning the trade names and, therefore, not having to pay royalties for its use for the remainder of its estimated useful lives. The certificates of need and licenses are tested annually for impairment using the cost approach. Under this method assumptions are made about the cost to replace the certificates of need.

### **Due to/from Governmental Entities**

The Company's LTACHs are reimbursed for certain activities based on tentative rates. The amounts recorded in *due to/from governmental entities* on the Company's consolidated balance sheets relate to settled and open cost reports that are subject to the completion of audits and the issuance of final assessments. Final reimbursement is determined based on submission of annual cost reports and audits by the fiscal intermediary. Adjustments are accrued on an estimated basis in the period the related services were rendered and further adjusted as final settlements are determined. These adjustments are accounted for as changes in estimates. There have been no significant changes in estimates during the years ended December 31, 2011 and 2010.

### **Property, Building and Equipment**

Property, building and equipment are stated at cost. Depreciation is computed using the straight-line method over the estimated useful lives of the individual assets. Estimated useful lives for buildings is 39 years and ranges from 3 to 10 years for transportation equipment and furniture and other equipment. The useful life for leasehold improvements is the lesser of the lease term or the expected life of the leasehold improvement. Routine repairs and maintenance are expensed when incurred.

Property, building and equipment is reviewed whenever events or changes in circumstances occur that indicate possible impairment. There were no impairments recognized during the periods ended December 31, 2011, 2010 or 2009.

The following table describes the Company's components of property, building and equipment:

December 31,	2011	2010
	(In thousands)	
Land	\$ 673	\$ 818
Building and improvements	6,275	4,853
Transportation equipment	5,664	5,759
Fixed equipment	3,630	3,639
Office furniture and medical equipment	40,013	33,486
	<b>56,255</b>	48,555
Less accumulated depreciation	<b>28,073</b>	21,693
	<b>\$ 28,182</b>	\$26,862

Depreciation expense for the years ended December 31, 2011, 2010 and 2009 was \$6.6 million, \$6.7 million and \$4.8 million, respectively. The Company writes off assets that are fully depreciated and no longer in use.

### Noncontrolling Interest

The nonredeemable interest held by third parties in subsidiaries owned or controlled by the Company is reported on the consolidated balance sheets as noncontrolling interest as a component of stockholders' equity. Redeemable interest held by third parties in subsidiaries owned or controlled by the Company is reported on the consolidated balance sheets outside permanent equity. All noncontrolling interest reported in the consolidated statements of income reflects the respective interests in the income or loss after income taxes of the subsidiaries attributable to the other parties, the effect of which is removed from the net income available to LHC Group, Inc.

### Stock-Based Employee Compensation

The Company grants restricted stock or restricted stock units to employees and members of its Board of Directors as a form of compensation. The expense for such awards is based on the grant date fair value of the award and is recognized on a straight-line basis over the requisite service period. See Note 7 to these consolidated financial statements.

### Earnings Per Share

Basic per share information is computed by dividing the item by the weighted-average number of shares outstanding during the period, under the treasury stock method. Diluted per share information is computed by dividing the item by the weighted-average number of shares outstanding plus dilutive potential shares.

The following table sets forth shares used in the computation of basic and diluted per share information for the years ended December 31, 2011, 2010 and 2009:

	2011	2010	2009
Weighted average number of shares outstanding for basic per share calculation	<b>18,265,118</b>	18,119,183	17,960,376
Effect of dilutive potential shares:			
Options	—	5,368	6,158
Nonvested restricted stock	—	101,540	74,320
Contingent shares	—	—	29,043
Adjusted weighted average shares for diluted per share calculation	<b>18,265,118</b>	18,226,091	18,069,897
Antidilutive shares	<b>316,928</b>	153,290	17,271

### Recent Accounting Pronouncements

In August 2010, the Financial Accounting Standards Board ("FASB") issued new accounting guidance which changes the presentation of insurance claims and related insurance recoveries. The guidance clarifies that insurance recoveries on medical malpractice claims and other similar contingent liabilities should not be presented net of the related claim liability. The new guidance was effective for the Company on January 1, 2011 and is applied on a prospective basis. Included in other current assets at December 31, 2011 was \$1.0 million for expected insurance recoveries.

In December 2010, FASB issued new accounting guidance related to the Disclosure of Supplementary Pro Forma Information for Business Combinations. The guidance specifies that if a public entity presents comparative financial statements, the entity should disclose revenue and earnings of the combined entity as though the business combinations that occurred during the current year had occurred as of the beginning of the comparable prior annual reporting period only. The guidance also expands the supplemental pro forma disclosures to include a description of the nature and amount of material, nonrecurring pro forma adjustments directly attributable to the business combination included in the reported pro forma revenue and earnings. The guidance was effective for the Company January 1, 2011 and did not have a material effect on the Company's financial statements.

In July 2011, FASB issued new accounting guidance that requires certain health care entities to change the presentation of their statement of operations by reclassifying the provision for bad debts associated with patient service revenue from an operating expense to a separate line as a deduction from patient service revenue. The guidance also requires enhanced disclosure about the Company's policies for recognizing revenue and assessing bad debts. The guidance further requires qualitative and quantitative disclosures about changes in the allowance for doubtful accounts. The Company will adopt the new guidance prospectively in the first quarter of 2012. While the adoption is prospective, disclosure requirements will be applied retrospectively for the periods presented in the Company's filings subsequent to adoption. The Company does not expect the adoption of the new guidance to have a material effect on the Company's financial condition, results of operations, or cash flows.

### 3. Acquisitions and Disposals

#### 2011 Acquisitions

Pursuant to its strategy for becoming the leading provider of post-acute health care services in the United States, the Company acquired five home health entities and eight hospices during the twelve months ended December 31, 2011, and maintains an ownership interest in the entities set forth below.

Acquired Entity	Ownership Percentage	State of Operations	Acquisition Date
LHCG XX III, LLC (d/b/a Marshall County Hospital Home Health)	75%	Kentucky	01/01/2011
LHCG XXII, LLC (d/b/a Hospice Complete)	100%	Alabama	01/01/2011
Vital Hospice, Inc. (d/b/a Vital Hospice)	100%	Louisiana	01/01/2011
LHCG XIX, LLC (Baptist Home Health Care)	75%	Florida	02/01/2011
Texas Health Care Group of Texarkana, LLC (d/b/a Texarkana HomeCare and Christus HomeCare)	73.68%	Texas	03/01/2011
LHCG XXV, LLC (d/b/a Community Loving Care Hospice, LLC)	100%	Missouri	04/01/2011
LHCG XXIX, LLC (d/b/a Keller HomeCare & Keller Hospice)	67%	Alabama	04/05/2011

Each of the acquisitions was accounted for under the acquisition method of accounting, and accordingly, the accompanying consolidated financial statements include the results of operations of each acquired entity from the date of acquisition.

The total purchase price for the Company's acquisitions was \$12.3 million, which was paid primarily in cash. Purchase prices are determined based on an analysis of comparable acquisitions and the target market's potential future cash flows. Consideration for one of the acquisitions was a transfer of a 26.32% ownership interest in one of the Company's wholly owned home health agencies. The transfer of the noncontrolling interest in the Company's existing home health agency was accounted for as an equity transaction, resulting in the Company recognizing additional paid in capital of \$206,000.

The Company's home-based segment recognized goodwill of \$7.4 million, including \$658,000 of noncontrolling goodwill. Goodwill generated from the acquisitions was recognized based on the expected contributions of each acquisition to the overall corporate strategy. The Company expects its portion of goodwill to be fully tax deductible. The following table summarizes the consideration paid for the acquisitions and the amounts of the assets acquired and liabilities assumed at the acquisition dates, as well as the fair value at the acquisition dates of the noncontrolling interest acquired (all amounts are in thousands).

	2011
<b>Consideration</b>	
Cash	\$11,745
Equity instruments (the Company exchanged a noncontrolling interest in one of its entities)	369
Working capital	143
<b>Fair value of total consideration transferred</b>	<b>\$12,257</b>
<b>Acquisition-related costs (included in general and administrative expenses)</b>	<b>\$ 420</b>
<b>Recognized amounts of identifiable assets acquired and liabilities assumed</b>	
Trade name	\$ 4,471
Certificates of need/license	1,354
Other identifiable intangible assets	398
Other assets	13
<b>Total identifiable assets</b>	<b>\$ 6,236</b>
<b>Noncontrolling interest</b>	<b>\$ 1,372</b>
<b>Goodwill, including noncontrolling interest of \$658,000</b>	<b>\$ 7,393</b>

Trade names, certificates of need and licenses are indefinite-lived assets and, therefore, not subject to amortization. The other identifiable assets include non-compete agreements that are amortized over the life of the agreements, ranging from two to five years. Noncontrolling interest is valued at fair value by applying a discount to the value of the acquired entity for lack of control. The fair value of the acquired intangible assets is preliminary pending the final valuations of those assets.

During the twelve months ended December 31, 2011, the Company purchased additional ownership interests in three of its joint ventures. The total purchase price for the additional ownership was \$891,000 and was accounted for as an equity transaction, resulting in the Company reducing additional paid in capital by \$641,000.

During the twelve months ended December 31, 2011, the Company sold membership interests in three of its wholly owned subsidiaries. The total sales price was \$308,000 for the sale of 26% membership interests and was accounted for as equity transactions, resulting in the Company increasing additional paid in capital by \$212,000.

During the twelve months ended December 31, 2011, the Company settled the working capital amounts acquired on a 2011 acquisition paying \$155,000 in cash related to the settlements.

The following table contains unaudited pro forma consolidated income statement information assuming the 2011 acquisitions closed January 1, 2010 (amount in thousands):

	2011	2010
Net service revenue	\$ 635,628	\$651,632
Operating income (loss)	(6,228)	95,349
Net income (loss)	(13,311)	46,778
Basic earnings per share	(0.73)	2.58
Diluted earnings per share	(0.73)	2.57

The pro forma disclosure in the table above includes adjustments for depreciation expense, amortization of intangible assets, income tax expense and an estimate of additional costs to provide administrative services for these locations as if the acquisition had occurred on January 1, 2010. This pro forma information is presented for illustrative purposes only and may not be indicative of the results of operations that would have actually occurred. In addition, future results may vary significantly from the results reflected in the pro forma information.

## 2010 Acquisitions

### *Home-Based*

The total purchase price of home-based acquisitions was \$18.4 million, which was paid primarily in cash. The purchase prices were determined based on the Company's analysis of comparable acquisitions and the target market's potential future cash flows.

The Company recognized goodwill of \$11.2 million, including \$663,000 of goodwill attributable to noncontrolling interests, related to acquisitions made in 2010. The Company expects its portion of goodwill to be fully tax deductible.

During 2010, the Company purchased certain noncontrolling interest holders' assigned interests in one of the Company's joint ventures, resulting in cash payments of \$1.9 million and a decrease in additional paid in capital of \$1.9 million.

On December 30, 2010, the Company paid \$6.9 million in cash for three acquisitions with January 1, 2011 acquisition dates. Control was not assumed until January 1, 2011; therefore, the \$6.9 million cash payments are recorded as advance payment on acquisitions at December 31, 2010.

One of the Company's 2009 acquisitions provided for up to \$2.5 million in contingent consideration to be paid to the seller if certain financial measurements are achieved. The fair value of the contingent consideration recognized on the acquisition date was \$1.7 million. The fair value of the contingent consideration was estimated using the income approach based on financial projections of the acquired company. The projected cash flows were discounted using a discount rate of London Interbank Offered Rate plus 100 basis points, which the Company believes is appropriate and is representative of a market participant assumption. During the fourth quarter of 2010, the Company paid \$1.7 million to satisfy the contingent consideration obligation.

### *Facility-Based*

The total purchase price of the facility-based acquisitions was \$7.2 million, which was paid primarily in cash. The purchase price was determined based on the Company's analysis of comparable acquisitions and the target market's potential future cash flows.

The Company recognized goodwill of \$6.0 million related to the acquisitions, which is fully tax deductible.

During 2010, certain noncontrolling interest holders redeemed their interest in one of the Company's joint ventures, resulting in a cash payment of approximately \$36,000. In connection with the partial redemption, the Company decreased noncontrolling interest redeemable by approximately \$41,000 and increased retained earnings by the same amount, representing the fair value at December 31, 2009 of the shares converted during the first quarter of 2010. Simultaneously, the Company recorded goodwill of \$36,000, which is not deductible for income tax purposes, to represent the value of the noncontrolling interest redeemed. As of December 31, 2010, all noncontrolling interest associated with this joint venture had been redeemed.

## 2009 Acquisitions

### *Home-Based*

The total purchase price of home-based acquisitions was \$33.2 million, which was paid primarily in cash. The purchase prices were determined based on the Company's analysis of comparable acquisitions and the target market's potential future cash flows. The purchase price for Southeast Louisiana HomeCare, LLC included a transfer of a 25% noncontrolling interest in three of the Company's wholly owned home health agencies. The transfer of the noncontrolling interest in the Company's existing home health agencies was accounted for as an equity transaction, resulting in the Company recognizing additional paid in capital of \$181,000.

The Company recognized goodwill of \$22.0 million, including \$3.2 million of goodwill attributable to noncontrolling interests, related to acquisitions made in 2009. The Company expects its portion of goodwill to be fully tax deductible.

During 2009, the Company purchased additional ownership interests in five of its joint ventures. The total purchase price for the additional ownership interests was \$2.3 million and was accounted for as an equity transaction, resulting in the Company recognizing additional paid in capital of \$2.3 million.

In 2008, one of the Company's acquisitions contained contingent consideration to the seller, a portion of which was to be settled in shares of the Company's stock one year after the acquisition date. The number of shares to be issued was contingent upon the acquired company achieving certain financial measurements in the year after the acquisition. During the year end December 31, 2009, the Company recorded \$1.9 million of additional purchase price related to the contingent consideration as the acquired company achieved the required financial measurements. Of the contingent consideration, \$950,000 was paid in cash during 2009. The remaining \$950,000 was recorded as a liability as of December 31, 2009. In the first quarter of 2010, the Company issued 29,988 shares of the Company's common stock, valued at \$950,000, as settlement of the remaining contingent consideration.

During 2009, the Company settled the working capital amounts acquired on several 2008 acquisitions. An additional \$349,000 was paid in cash in 2009 related to the settlements. An additional \$2.7 million was recognized as goodwill and a deferred tax liability related to the finalization of acquisition accounting.

On December 31, 2009, the Company paid \$1.2 million in cash for two acquisitions with January 1, 2010 acquisition dates. Control was not assumed until January 1, 2010; therefore, the \$1.2 million cash payment is recorded in other assets on the balance sheet as of December 31, 2009.

#### *Facility-Based*

The total purchase price of the facility-based acquisitions was \$1.2 million, which was paid primarily in cash. The purchase price was determined based on the Company's analysis of comparable acquisitions and the target market's potential future cash flows.

The Company recognized goodwill of \$86,000, including \$22,000 of noncontrolling goodwill, related to the acquisitions. The Company expects its portion of goodwill to be fully tax deductible.

In conjunction with the redemption by certain noncontrolling interest holders of their interest in one of the Company's joint ventures, \$15,000 of goodwill, which is not deductible for income tax purposes, was recognized in the facility-based services segment.

#### **2009 Divestitures**

In September 2009, the Company sold its outpatient rehabilitation clinic, generating a loss of \$22,000 which was part of the Facility-Based services. The results of operations related to the clinic are included in discontinued operations in the Company's condensed consolidated statement of income for the year ended December 31, 2009. There was no operating activity related to the outpatient rehabilitation clinic after it was sold.



The following table provides financial results of discontinued operations for the year ended December 31, 2009 (amounts in thousands):

	2009
Net service revenue	\$ 402
Costs of services and general and administrative expenses	(543)
Income (loss) from discontinued operations before income taxes	(141)
Income tax benefit	55
Loss from discontinued operations net of income tax benefit	(86)
Less loss from discontinued operations attributable to noncontrolling interest	—
Income (loss) from discontinued operations attributable to LHC Group Inc.'s common stockholders	\$ (86)

#### 4. Goodwill and Other Intangibles, Net

The following table summarizes the changes in goodwill by segment:

	2011	2010
	(In thousands)	
<b>Home-based services segment:</b>		
Balances at beginning of period	<b>\$145,747</b>	\$ 133,909
Goodwill from acquisitions	<b>6,735</b>	11,175
Goodwill related to noncontrolling interest	<b>658</b>	663
<b>Home-based balance at end of period</b>	<b>153,140</b>	145,747
<b>Facility-based services segment:</b>		
Balances at beginning of period	<b>\$ 11,591</b>	\$ 5,565
Goodwill from acquisitions	—	5,990
Goodwill related to noncontrolling interest	—	—
Goodwill acquired during the period from redemption of noncontrolling interest	—	36
<b>Facility-based balance at end of period</b>	<b>11,591</b>	11,591
<b>Consolidated balance at end of period</b>	<b>\$164,731</b>	\$ 157,338

The following table summarizes the changes in intangible assets during the twelve months ended December 31, 2011 (amounts in thousands):

	Trade Names	Certificate of Need / License	Other Intangibles	Total
<b>Balance at December 31, 2010</b>	\$45,369	\$7,207	\$1,475	\$54,051
Additions	4,471	1,354	398	6,223
Write off	—	(59)	—	(59)
Amortization	—	—	(826)	(826)
<b>Balance at December 31, 2011</b>	\$49,840	\$8,502	\$1,047	\$59,389

Intangible assets of \$57.7 million, net of accumulated amortization, related to the home-based services segment and \$1.7 million related to the facility-based services segment as of December 31, 2011.

#### 5. Income Taxes

The Company accounts for income taxes using the liability method. Under the liability method, deferred taxes are determined based on differences between the financial reporting and tax bases of assets and liabilities and are measured using the enacted tax laws that will be in effect when the differences are expected to reverse.

Significant components of the Company's deferred tax assets and liabilities as of December 31, 2011 and 2010 were as follows:

	2011	2010
	(In thousands)	
Deferred tax assets:		
Allowance for uncollectible accounts	\$ 3,582	\$ 3,125
Accrued employee benefits	2,665	2,633
Stock compensation	1,362	1,176
Accrued self-insurance	2,161	1,855
Acquisition costs	650	526
Net operating loss carry forward	542	583
Valuation allowance	(44)	(477)
Dividend received deduction	(78)	30
Intangible asset impairment	66	71
Litigation Reserve	41	—
Uncertain Tax Position – State Tax Portion	215	—
Charitable contribution carryforward	17	—
Deferred tax assets	<b>\$ 11,179</b>	\$ 9,522
Deferred tax liabilities:		
Amortization of intangible assets	(17,508)	(13,518)
Tax depreciation in excess of book depreciation	(7,182)	(4,811)
Prepaid expenses	(655)	(721)
Non-accrual experience accounting method	(968)	(968)
Conversion from cash basis accounting	(120)	(380)
Deferred tax liabilities	<b>(26,433)</b>	(20,398)
Net deferred tax liability	<b>\$(15,254)</b>	\$(10,876)

Based on the Company's historical pattern of taxable income, the Company believes it will produce sufficient income in the future to realize its deferred income tax assets. Management provides a valuation allowance for any net deferred tax assets when it is more likely than not that a portion of such net deferred tax assets will not be recovered. Management established a valuation allowance during 2008 purchase accounting related to the tax net operating losses acquired in a stock acquisition in 2008. The acquired Company had state tax net operating losses of approximately \$65.5 million which will fully expire by 2029. The acquired Company has two providers, one of which has generated cumulative income over the last three years and has shown increased profits. Management expects to continue to generate net revenue for this provider and therefore, the entire valuation allowance was released in the current year.

The components of the Company's income tax expense (benefit) from continuing operations, less noncontrolling interest, were as follows:

	2011	2010	2009
	(In thousands)		
Current:			
Federal	\$ (5,924)	\$24,811	\$19,026
State	(636)	4,145	3,071
	<b>(6,560)</b>	28,956	22,097
Deferred:			
Federal	4,545	2,520	4,001
State	47	251	645
	<b>4,592</b>	2,771	4,646
Total income tax expense (benefit)	<b>\$(1,968)</b>	\$31,727	\$26,743

The above table does not include a deferred tax asset adjustment related to state income tax on the settlement. The amount of this adjustment is \$214,000 and did not affect income tax expense for the year.

A reconciliation of the differences between income taxes expense on net income attributable to LHC Group, Inc., computed at the federal statutory rate and provisions for income taxes for each period is as follows:

	2011	2010	2009
		(In thousands)	
Income taxes computed at federal statutory tax rate	<b>\$(5,232)</b>	\$28,170	\$24,734
State income taxes, net of federal benefit	<b>(443)</b>	2,984	2,480
Reduction in valuation allowance	<b>(392)</b>	(193)	(689)
Nondeductible expenses	<b>675</b>	766	743
Uncertain tax position	<b>3,200</b>	—	—
Other items	<b>437</b>	—	—
Income tax credits	<b>(213)</b>	—	(525)
<b>Total income tax expense (benefit)</b>	<b>\$(1,968)</b>	\$31,727	\$26,743

The Company is subject to both federal and state income tax for jurisdictions within which it operates. Within these jurisdictions, the Company is open to examination for tax years ended after December 31, 2008.

As of December 31, 2011, \$3.4 million was recorded in income tax payable as an unrecognized tax benefit which, if recognized, would decrease our effective tax rate. A reconciliation of the total amounts of unrecognized tax benefits follows:

Total unrecognized tax benefits as of December 31, 2010	\$ —
Increases (decreases) in unrecognized tax benefits as a result of:	
Tax positions taken during the current period	3,415
<b>Total unrecognized tax benefits as of December 31, 2011</b>	<b>\$3,415</b>

The Company recognizes interest and penalties related to uncertain tax positions in interest expense and general and administrative expenses, respectively. During the years ended December 31, 2011, 2010 and 2009, the Company did not recognize any interest or penalties in its consolidated financial statements, nor has it recorded an accrued liability of interest or penalty payments related to uncertain tax positions.

The unrecognized tax benefit relates to the settlement with the United States of America. See Note 10 to these consolidated financial statements.

## 6. Credit Facility

On October 12, 2010, the Company entered into a Second and Amended Restated Credit Agreement (the "Credit Facility"). The Credit Facility is unsecured and provides for a maximum aggregate principal borrowing of \$75.0 million (with a letter of credit sub-limit equal to \$5.0 million). The Credit Facility is scheduled to expire on October 12, 2013. The annual facility fee is 0.50% of the total availability. An additional fee of 0.375% is charged for any unused amounts. The interest rate for borrowings under the Credit Facility is a function of the prime rate (Base Rate) or the Eurodollar rate (Eurodollar), as elected by the Company, plus the applicable margin based on the Leverage Ratio as defined in the Credit Facility.

As of December 31, 2011 the Company had \$34.8 million drawn and letters of credit in the amount of \$3.8 million outstanding under the Credit Facility. The interest rate for borrowings under the Credit Facility is a function of the prime rate (Base Rate) or Eurodollar rate, as elected by the Company, plus the applicable margin based on the Leverage Ratio, as defined in the Credit Facility, which was 2.25% at December 31, 2011. The interest rate at December 31, 2011 was 4.25%.

On September 28, 2011, the Company entered into a Second Amendment to the Credit Facility (the "Second Amendment"). The Second Amendment permits the Company to borrow up to \$1.5 million pursuant to a real estate construction loan extended by American First Bank in Opelousas, Louisiana. The loan proceeds are to be used to construct a building in Opelousas, Louisiana, which will be used as office space by the home health and hospice agencies there.

On September 28, 2011, the Company entered into a Third Amendment to the Credit Facility (the "Third Amendment"). The Third Amendment permits the Company to fund the settlement with the United States of America entered into on September 27, 2011. The Third Amendment revises the Minimum Fixed Charge Coverage and Leverage Ratio covenant requirements in order to remove the settlement amount from the calculation of these covenants. See Note 10 to these consolidated financial statements.

On December 8, 2011, the Company entered into a Fourth Amendment to the Credit Facility (the "Fourth Amendment"). The Fourth Amendment permits the Company to increase the sublimit for letters of credit to \$7.5 million and provides for a prospective increase to the total line of credit commitment from \$75 million to a maximum aggregate principal amount of up to \$100 million.

The Company paid \$578,000 of credit fees on the Credit Facility during 2011. The Company issued letters of credit as collateral on its workers' compensation insurance. At December 31, 2011 and 2010, outstanding letters of credit under this program were \$3.8 million and \$2.9 million, respectively.

The Credit Facility contains customary affirmative, negative and financial covenants. For example, the Company is restricted in incurring additional debt, disposing of assets, making investments, allowing fundamental changes to the Company's business or organization, and making certain payments in respect of stock or other ownership interests, such as dividends and stock repurchases. Under the Credit Facility, the Company is also required to meet certain financial covenants with respect to minimum fixed charge coverage, consolidated net worth and leverage ratios. At December 31, 2011, the Company believes it was in compliance with all covenants.

The Credit Facility also contains customary events of default. These include bankruptcy and other insolvency events, cross-defaults to other debt agreements, a change in control involving the Company or any subsidiary guarantor, and the failure to comply with covenants.

## 7. Stockholders' Equity

### Stock Repurchase Program

In October 2010, the Company's Board of Directors authorized a program to repurchase shares of the Company's common stock, par value \$0.01 per share, from time to time, in an amount not to exceed \$50.0 million ("Stock Repurchase Program"). The Company anticipates that it will finance the Stock Repurchase Program with cash from general corporate funds, or draws under the Credit Facility. The Company may repurchase shares of common stock in open market purchase or in privately negotiated transactions in accordance with applicable securities laws, rules and regulations. The timing and extent to which the Company repurchases its shares will depend upon market conditions and other corporate considerations.

The Company uses the cost method to account for the repurchase of common stock and the average cost method to account for reissuance of treasury shares. During the twelve months ended December 31, 2011, the Company repurchased 24,159 shares of common stock at an aggregate cost of \$577,000, including commissions, or an average cost per share of \$23.93. The remaining dollar value of shares authorized to be purchased under the share repurchase program is \$49.4 million at December 31, 2011.

### Equity Based Awards

At the Company's 2010 Annual Meeting of Stockholders, the stockholders of the Company approved the Company's 2010 Long Term Incentive Plan (the "2010 Incentive Plan"). The 2010 Incentive Plan is administered by the Compensation Committee of the Company's Board of Directors (the "Compensation Committee"). A total of 1,500,000 shares of the Company's common stock are reserved and available for issuance pursuant to awards granted under the 2010 Incentive Plan. A variety of discretionary awards for employees, officers, directors and consultants are authorized under the 2010 Incentive Plan, including incentive or non-qualified statutory stock options and nonvested stock. All awards must be evidenced by a written award certificate which will include the provisions specified by the Compensation Committee. The Compensation Committee will determine the exercise price for non-statutory stock options, which cannot be less than the fair market value of our common stock as of the date of grant.

In the event of a change of control as defined in the 2010 Incentive Plan, all restricted periods and restrictions imposed on non-performance based restricted stock awards will lapse and outstanding options will become immediately exercisable in full.

## Share Based Compensation

### Stock Options

The following table represents stock options activity for the year ended December 31, 2011:

	Number of Shares	Weighted Average Exercise Price	Average Remaining Contractual Term	Aggregate Intrinsic Value
Options outstanding at January 1, 2011	15,000	\$16.88	5.0 years	\$196,875
Options granted	—	—	—	—
Options exercised	—	—	—	—
Options forfeited or expired	—	—	—	—
Options outstanding at December 31, 2011	15,000	\$16.88	4.0 years	\$ —
Options exercisable at December 31, 2011	15,000	\$16.88	4.0 years	\$ —

All options are fully vested and exercisable at December 31, 2011. There were no options granted and no compensation expense related to stock options grants recorded in the years ended December 31, 2011, 2010 or 2009.

### Non-vested Stock

The Company issues stock-based compensation to employees in the form of non-vested stock, which is an award of common stock subject to certain restrictions. The awards, which the Company calls non-vested shares, generally vest over a five year period, conditioned on continued employment for the full incentive period. Compensation expense for the non-vested stock is recognized for the awards that are expected to vest. The expense is based on the fair value of the awards on the date of grant recognized on a straight-line basis over the requisite service period, which generally relates to the vesting period.

During 2011 and 2010, respectively, 139,470 and 20,000 non-vested shares were granted to employees pursuant to the 2010 Incentive Plan. During 2010 and 2009, respectively, 130,755 and 238,028 non-vested shares were granted to employees pursuant to the 2005 Long-Term Incentive Plan. No further awards can be granted under the 2005 Long-Term Incentive Plan. All shares granted vest over a five year period.

The Company also issues non-vested stock to its independent directors of the Company's Board of Directors. During 2011, 2010 and 2009, respectively, 15,200, 18,700 and 14,000 non-vested shares of stock were granted to the independent directors under the 2005 Director Compensation Plan. The shares issued under the 2005 Director Compensation Plan were drawn from the 1,500,000 shares reserved and available for issuance under the 2010 Incentive Plan. The shares fully vest one year from the date of the grant.

The fair value of non-vested shares is determined based on the closing trading price of the Company's shares on the grant date. The weighted average grant date fair values of non-vested shares granted during the years ended December 31, 2011, 2010 and 2009 were \$26.37, \$30.01 and \$20.49, respectively.

The following table represents the non-vested stock activity for the year ended December 31, 2011:

	Number of Shares	Weighted Average Grant Date Fair Value
Non-vested shares outstanding at January 1, 2011	502,304	\$23.79
Granted	154,670	\$26.37
Vested	(161,979)	\$23.51
Forfeited	—	\$ —
Non-vested shares outstanding at December 31, 2011	494,995	\$24.17

As of December 31, 2011, there was \$8.5 million of total unrecognized compensation cost related to non-vested shares granted. That cost is expected to be recognized over the weighted average period of 2.0 years. The total fair value of shares vested in the years ended December 31, 2011, 2010 and 2009 were \$3.9 million, \$2.8 million and \$1.9 million, respectively. The Company records compensation expense related to non-vested share awards at the grant date for shares that are awarded fully vested and over the vesting term on a straight line basis for shares that vest over time. The Company has recorded \$4.1 million, \$3.7 million and \$2.4 million in compensation expense related to non-vested stock grants in the years ended December 31, 2011, 2010 and 2009, respectively.

### Employee Stock Purchase Plan

In 2006, the Company adopted the Employee Stock Purchase Plan allowing eligible employees to purchase the Company's common stock at 95% of the market price on the last day of each calendar quarter. There were 250,000 shares reserved for the plan. The table below details the shares issued during 2011, 2010 and 2009 under the Employee Stock Purchase Plan.

	Number of Shares	Weighted Average Per Share Price
Shares available as of January 1, 2008	203,023	
Shares issued in 2009	24,792	\$ 24.97
Shares issued in 2010	28,508	\$ 28.04
Shares issued in 2011	38,291	\$ 23.40
Shares available as of December 31, 2011	111,432	

### Treasury Stock

In conjunction with the vesting of the non-vested shares of stock, recipients incur personal income tax obligations. The Company allows the recipients to turn in shares of common stock to satisfy those personal tax obligations. The Company redeemed 43,182, 31,531 and 19,102 shares of common stock related to these tax obligations during the years ended December 31, 2011, 2010 and 2009, respectively.

### Issuance of Common Stock

During the year ending December 31, 2010, the Company issued 29,988 shares of the Company's common stock, valued at \$950,000, as settlement of contingent consideration on one of the Company's 2008 acquisitions. The shares were contingent upon the acquired company achieving certain financial measurements in the year after acquisition. The acquired company achieved the financial measurements and the Company remitted the contingent consideration to the seller.

The Company also issued 20,162 shares, valued at \$600,000 during the year ending December 31, 2010 as consideration for one of the Company's acquisitions.

## 8. Leases

In certain instances, state laws may prohibit the sale of a home nursing agency or hospitals may be reluctant to sell their home health agencies. In these instances, the Company, through its wholly owned subsidiaries, enters into a lease agreement for a Medicare and Medicaid license, as well as the associated provider number to provide home health or hospice services. As of December 31, 2011, the Company had four license lease arrangements to operate five home nursing agencies and three hospice agencies.

Two of the leases were entered into in 2007 and expire in 2017. Expense related to these leases was \$245,000 in 2011 and \$268,000 in 2010. Payments due under these leases are \$210,000 in 2012.

Two of the leases were amended during 2010 to extend the lease terms to one year with an automatic renewal clause of four years. Expense related to these leases was \$135,892 in 2011 and \$201,690 in 2010. The lease payments associated with these leases are based on a percentage of net quarterly profits; therefore, the future payments will vary with the future profits.

The Company leases office space and equipment at its various locations. Many of the leases contain renewal options with varying terms and conditions. Management expects that in the normal course of business, expiring leases will be renewed or, upon making a decision to relocate, replaced by leases for new locations. Operating lease terms range from three to ten years. Rent expense includes insurance, maintenance, and other costs as required by the lease. Total rental expense was approximately \$17.3 million in 2011, \$15.0 million in 2010 and \$13.8 million in 2009. Future minimum rental commitments under non-cancelable operating leases are as follows (in thousands):

2012	\$12,400
2013	9,165
2014	5,461
2015	3,206
2016	1,676
Thereafter	1,800
	\$33,708

## 9. Employee Benefit Plan

### Defined Contribution Plan

The Company sponsors a 401(k) plan to all eligible full-time employees. The plan allows participants to contribute up to 15% of their compensation and allows discretionary Company contributions as determined by the Company's Board of Directors. Effective January 1, 2006, the Company implemented a discretionary match of up to two percent of participating employee contributions. The employer contribution will vest 20% after two years and 20% each additional year until it is fully vested in year six. Contribution expense to the Company was \$3.4 million, \$2.9 million and \$2.2 million in 2011, 2010 and 2009, respectively.

## 10. Commitments and Contingencies

### Contingencies

The Company is involved in various legal proceedings arising in the ordinary course of business. Although the results of litigation cannot be predicted with certainty, management believes the outcome of pending litigation will not have a material adverse effect, after considering the effect of the Company's insurance coverage, on the Company's consolidated financial statements.

On May 12, 2010, the Company received a letter from the United States Senate Finance Committee in response to an April 26, 2010 article in *The Wall Street Journal* entitled "Home Care Yields Medicare Bounty." The letter from the Senate Finance Committee asked the Company to provide documents and data related to the issues referenced in *The Wall Street Journal* article. On June 25, 2010, the Company completed its response to the Senate Finance Committee's letter. On October 3, 2011, the Senate Finance Committee issued a report with its findings. At this time, the Company is unable to predict whether any further actions will result from this matter.

On July 16, 2010, the Company received a subpoena from the Securities and Exchange Commission ("SEC") that included a request for documents related to the Company's participation in the Medicare Home Health Prospective Payment System, as well as the documents and information produced in response to the Senate Finance Committee's investigation set forth above. The Company produced the documents requested by the initial subpoena, produced additional documents requested by the SEC as part of its review, and continues to cooperate with the SEC's review. The Company cannot predict the outcome or effect of this investigation, if any, on the Company's business.

On October 17, 2011, the Company received a subpoena from the Department of Health and Human Services Office of Inspector General (the "OIG"). The subpoena requests documents related to patients who received service from two of our locations in the State of Oregon and some additional documents related to our agencies in Oregon, Washington and Idaho. The Company will produce the requested documents and will cooperate with the OIG's review in this matter. The Company cannot predict the outcome or effect of this review, if any, on the Company's business.

Except as discussed above, the Company is not aware of any pending or threatened investigations involving allegations of potential wrongdoing.

### **Settlement Agreement with the United States of America**

On September 30, 2011, the Company announced that it had entered into a settlement agreement with the United States government to resolve an investigation the Company first announced on July 13, 2009. The investigation resulted from a qui tam complaint filed by a relator against the Company under the whistleblower provisions of the False Claims Act, 31 U.S.C. sections 3729-3733 (the "False Claims Act"). Pursuant to the settlement agreement, the Company paid the United States \$65 million ("settlement amount") in a single lump sum payment. In exchange for the payment of the settlement amount, the United States and the relator released the Company from any civil or administrative monetary claim under the False Claims Act for the covered conduct. The released covered conduct includes claims involving home health services rendered by the Company from 2006 to 2008 with regard to whether such home health services were either not medically necessary or were delivered to patients who were not homebound. The OIG also agreed to release and refrain from instituting, directing or maintaining any administrative action seeking to exclude the Company from Medicare, Medicaid and other federal health care programs with respect to the covered conduct described above.

The government did not find that all aspects of the relator's complaint deserved intervention, including homebound and medical necessity claims for 2005 and coding related claims for 2005 through 2008. The Company reached an agreement in principle to settle these non-intervened claims for \$1.0 million with the relator and the government. Upon final approval of the agreement in principle, the Company expects to enter into a settlement agreement with regard to these non-intervened claims. In connection with this settlement, the Company recorded an accrual of \$1.0 million in the current quarter.

Effective September 29, 2011, the Company entered into a five year Corporate Integrity Agreement ("CIA") with the OIG. The CIA formalizes various aspects of the Company's already existing ethics and compliance programs and contains other requirements designed to help ensure the Company's ongoing compliance with federal health care program requirements.

### **Joint Venture Buy/Sell Provisions**

Most of the Company's joint ventures include a buy/sell option that grants to the Company and its joint venture partners the right to require the other joint venture party to either purchase all of the exercising member's membership interests or sell to the exercising member all of the non-exercising member's membership interest, at the non-exercising member's option, within 30 days of the receipt of notice of the exercise of the buy/sell option. In some instances, the purchase price is based on a multiple of the historical or future earnings before income taxes and depreciation and amortization of the equity joint venture at the time the buy/sell option is exercised. In other instances, the buy/sell purchase price will be negotiated by the partners and subject to a fair market valuation process. The Company has not received notice from any joint venture partners of their intent to exercise the terms of the buy/sell agreement nor has the Company notified any joint venture partners of its intent to exercise the terms of the buy/sell agreement.

### **Compliance**

The laws and regulations governing the Company's operations, along with the terms of participation in various government programs, regulate how the Company does business, the services offered and its interactions with patients and the public. These laws and regulations and their interpretations, are subject to frequent change. Changes in existing laws or regulations, or their interpretations, or the enactment of new laws or regulations could materially and adversely affect the Company's operations and financial condition.

The Company is subject to various routine and non-routine governmental reviews, audits and investigations. In recent years, federal and state civil and criminal enforcement agencies have heightened and coordinated their oversight efforts related to the health care industry, including referral practices, cost reporting, billing practices, joint ventures and other



financial relationships among health care providers. Violation of the laws governing the Company's operations, or changes in the interpretation of those laws, could result in the imposition of fines, civil or criminal penalties, and/or termination of the Company's rights to participate in federal and state-sponsored programs and suspension or revocation of the Company's licenses. The Company believes that it is in material compliance with all applicable laws and regulations.

## 11. Segment Information

The Company's segments consist of (a) home-based services and (b) facility-based services. Home-based services include home nursing services and hospice services. Facility-based services include long-term acute care services. The accounting policies of the segments are the same as those described in the summary of significant accounting policies.

	Year Ended December 31, 2011		
	Home-Based Services	Facility-Based Services	Total
	(In thousands)		
Net service revenue	\$ 557,901	\$ 75,971	\$ 633,872
Cost of service revenue	307,744	44,602	352,346
Provision for bad debts	11,680	640	12,320
Settlement with government agencies	65,000	—	65,000
General and administrative expenses	190,264	20,324	210,588
Operating income (loss)	(16,787)	10,405	(6,382)
Interest expense	914	104	1,018
Non operating income, including gain on sale of assets	1,645	136	1,781
Income (loss) from continuing operations before income taxes and noncontrolling interest	(16,056)	10,437	(5,619)
Income tax expense (benefit)	(4,201)	2,233	(1,968)
Income (loss) from continuing operations	(11,855)	8,204	(3,651)
Noncontrolling interest	8,404	1,189	9,593
Net income (loss) attributable to LHC Group, Inc.'s common stockholders	\$ (20,259)	\$ 7,015	\$ (13,244)
Total assets	\$ 360,340	\$ 36,036	\$ 396,376

	Year Ended December 31, 2010		
	Home-Based Services	Facility-Based Services	Total
	(In thousands)		
Net service revenue	\$ 555,110	\$ 76,457	\$ 631,567
Cost of service revenue	281,013	45,508	326,521
Provision for bad debts	7,078	529	7,607
General and administrative expenses	182,750	19,087	201,837
Operating income	84,269	11,333	95,602
Interest expense	(116)	(18)	(134)
Non operating income, including gain on sale of assets	746	59	805
Income from continuing operations before income taxes and noncontrolling interest	84,899	11,374	96,273
Income tax expense	28,613	3,114	31,727
Income from continuing operations	56,286	8,260	64,546
Noncontrolling interest	14,170	1,617	15,787
Net income attributable to LHC Group, Inc.'s common stockholders	\$ 42,116	\$ 6,643	\$ 48,759
Total assets	\$ 319,447	\$ 37,858	\$ 357,305

	Year Ended December 31, 2009		
	Home-Based Services	Facility-Based Services	Total
	(In thousands)		
Net service revenue	\$ 466,736	\$ 62,510	\$ 529,246
Cost of service revenue	231,397	36,384	267,781
Provision for bad debts	4,199	525	4,724
General and administrative expenses	155,670	16,025	171,695
Operating income	75,470	9,576	85,046
Interest expense	(126)	(16)	(142)
Non operating (loss) income, including gain on sale of assets	(299)	38	(261)
Income from continuing operations before income taxes and noncontrolling interest	75,045	9,598	84,643
Income tax expense	24,082	2,661	26,743
Income from continuing operations	50,963	6,937	57,900
Loss from discontinued operations		86	86
Noncontrolling interest	12,527	1,446	13,973
Net income attributable to LHC Group, Inc.'s common stockholders	\$ 38,436	\$ 5,405	\$ 43,841
Total assets	\$ 280,798	\$ 26,817	\$ 307,615

## 12. Fair Value of Financial Instruments

The carrying amounts of the Company's cash, receivables, accounts payable and accrued liabilities approximate their fair values because of their short maturity. For the year ending December 31, 2011 the carrying value of the Company's long-term debt was based on the current interest rates and approximates its fair value.

## 13. Allowance for Uncollectible Accounts

The following table summarizes the activity and ending balances in the allowance for uncollectible accounts:

	Beginning of Year Balance	Additions and Expenses	Deductions	End of Year Balance
	(In thousands)			
Year ended December 31:				
2011	\$ 9,769	\$ 12,320	\$ 11,397	\$ 10,692
2010	8,262	7,607	6,100	9,769
2009	9,976	4,724	6,438	8,262

## 14. Concentration of Risk

The Company's Louisiana facilities accounted for approximately 31.1%, 33.0% and 34.0% of net service revenue during the years ended December 31, 2011, 2010 and 2009 respectively. Any material change in the current economic or competitive conditions in Louisiana could have a disproportionate effect on the Company's overall business results.

## 15. Unaudited Summarized Quarterly Financial Information

The following table presents the Company's audited quarterly results of operations (amounts in thousands, except share data):

	First Quarter 2011	Second Quarter 2011	Third Quarter 2011	Fourth Quarter 2011
	(In thousands)			
Net service revenue	\$ 161,783	\$ 161,015	\$ 153,398	\$ 157,676
Gross margin	72,827	74,799	65,583	68,317
Net income (loss) attributable to LHC Group, Inc.	7,694	9,788	(37,960)	7,234
Net income (loss) available to common stockholders	7,694	9,788	(37,960)	7,234
Basic earnings per share				
Net income (loss) attributable to LHC Group, Inc.'s common stockholders	\$ 0.42	\$ 0.54	\$ (2.08)	\$ 0.40
Diluted earnings per share				
Net income (loss) attributable to LHC Group, Inc.'s common stockholders	\$ 0.42	\$ 0.53	\$ (2.08)	\$ 0.39
Weighted average shares outstanding				
Basic	18,215,831	18,278,479	18,263,237	18,296,062
Diluted	18,351,637	18,346,441	18,263,237	18,353,505

	First Quarter 2010	Second Quarter 2010	Third Quarter 2010	Fourth Quarter 2010
	(In thousands)			
Net service revenue	\$ 145,162	\$ 153,642	\$ 165,671	\$ 167,092
Gross margin	71,173	74,905	78,445	80,523
Net income attributable to LHC Group, Inc.	11,624	12,393	13,298	11,444
Net income available to common stockholders	11,665	12,393	13,298	11,444
Basic earnings per share				
Net income attributable to LHC Group, Inc.'s common stockholders	\$ 0.64	\$ 0.68	\$ 0.73	\$ 0.63
Diluted earnings per share				
Net income attributable to LHC Group, Inc.'s common stockholders	\$ 0.64	\$ 0.68	\$ 0.73	\$ 0.63
Weighted average shares outstanding				
Basic	18,041,563	18,118,197	18,148,678	18,166,586
Diluted	18,179,013	18,236,380	18,224,019	18,294,369

Because of the method used to calculate per share amounts, quarterly per share amounts may not necessarily total to the per share amounts for the entire year.

**SIGNATURES**

Pursuant to the requirements of Section 13 or 15 (d) of the Securities Exchange Act of 1934, the registrant has duly caused this report to be signed on its behalf by the undersigned thereunto duly authorized.

**LHC GROUP, INC.**

<u>/s/ KEITH G. MYERS</u> Keith G. Myers	Chief Executive Officer	March 15, 2012
---	-------------------------	----------------

KNOW ALL MEN BY THESE PRESENTS, that each person whose signature appears below constitutes and appoints Keith G. Myers and Peter J. Roman and either of them (with full power in each to act alone) as true and lawful attorneys-in-fact with full power of substitution, for him and in his name, place and stead, in any and all capacities, to sign any and all amendments to this Annual Report on Form 10-K and to file the same, with all exhibits thereto and other documents in connection therewith, with the Securities and Exchange Commission, hereby ratifying and confirming all that said attorneys-in-fact, or their substitute or substitutes, may lawfully do or cause to be done by virtue hereof.

Pursuant to the requirements of the Securities Exchange Act of 1934, this report has been signed by the following persons on behalf of the registrant and in the capacities and on the dates indicated.

<u>Signature</u>	<u>Title</u>	<u>Date</u>
<u>/s/ KEITH G. MYERS</u> Keith G. Myers	Chief Executive Officer and Chairman of the Board of Directors	March 15, 2012
<u>/s/ PETER J. ROMAN</u> Peter J. Roman	Executive Vice President, Chief Financial Officer, Principal Accounting Officer	March 15, 2012
<u>/s/ MONICA F. AZARE</u> Monica F. Azare	Director	March 15, 2012
<u>/s/ JOHN B. BREAUX</u> John B. Breaux	Director	March 15, 2012
<u>/s/ TED W. HOYT</u> Ted W. Hoyt	Director	March 15, 2012
<u>/s/ JOHN L. INDEST</u> John L. Indest	Director	March 15, 2012
<u>/s/ GEORGE A. LEWIS</u> George A. Lewis	Director	March 15, 2012
<u>/s/ RONALD T. NIXON</u> Ronald T. Nixon	Director	March 15, 2012
<u>/s/ W.J. "BILLY" TAUZIN</u> W.J. "Billy" Tauzin	Director	March 15, 2012
<u>/s/ KENNETH E. THORPE</u> Kenneth E. Thorpe	Director	March 15, 2012
<u>/s/ DAN S. WILFORD</u> Dan S. Wilford	Director	March 15, 2012

**EXHIBIT INDEX**

Exhibit Number	Description of Exhibits
3.1	Certificate of Incorporation of LHC Group, Inc. (previously filed as Exhibit 3.1 to LHC Group's Form S-1/A (File No. 333-120792) filed on February 14, 2005).
3.2	Bylaws of LHC Group, Inc., as amended on December 3, 2007 (previously filed as Exhibit 3.2 to LHC Group's Form 10-Q for the quarterly period ended March 31, 2008, filed on May 9, 2008).
4.1	Specimen Stock Certificate of LHC Group's Common Stock, par value \$0.01 per share (previously filed as Exhibit 4.1 to LHC Group's Form S-1/A (File No. 333-120792) filed on February 14, 2005).
10.1	LHC 2003 Key Employee Equity Participation Plan (previously filed as Exhibit 10.3 to LHC Group's Form S-1 (File No. 333-120792) filed on November 26, 2004). +
10.2	LHC Group, Inc. 2005 Long-Term Incentive Plan (previously filed as Exhibit 10.4 to the Form S-1/A (File No. 333-120792) filed on February 14, 2005). +
10.3	LHC Group, Inc. 2010 Long-Term Incentive Plan (previously filed as Exhibit 10.1 to LHC Group's Form 10-Q for the quarterly period ended June 30, 2010, filed on August 6, 2010).
10.4	Form of Award under LHC Group, Inc. 2005 Director Compensation Plan. (previously filed as an exhibit to LHC Group's Form S-1/A (File No. 333-120792) filed on February 14, 2005). +
10.5	Form of Indemnity Agreement between LHC Group and directors and certain officers (previously filed as an exhibit to the Form S-1/A (File No. 333-120792) filed on February 14, 2005). +
10.6	LHC Group, Inc. 2005 Director Compensation Plan (previously filed as Exhibit 10.5 to LHC Group's Form S-1/A (File No. 333-120792) filed on February 14, 2005). +
10.7	Amendment to the LHC Group, Inc. Amended and Restated 2005 Non-Employee Directors Compensation Plan (previously filed as Exhibit 99.1 to LHC Group's Form 8-K filed on June 16, 2006).
10.8	LHC Group, Inc. 2006 Employee Stock Purchase Plan (previously filed as Exhibit 99.2 to LHC Group's Form 8-K filed on June 16, 2006). +
10.9	Amended and Restated Employment Agreement between Donald D. Stelly and LHC Group, Inc. , dated August 27, 2010 (previously filed as Exhibit 10.1 to LHC Group's Form 8-K filed on August 30, 2010). +
10.10	Amended and Restated Employment Agreement between LHC Group, Inc. and Keith G. Myers, dated January 1, 2011 (previously filed as Exhibit 10.1 to LHC Group's Form 8-K filed on January 6, 2011 ). +
10.11	Amended and Restated Employment Agreement by and between LHC Group, Inc. and Peter J. Roman, dated January 1, 2011 (previously filed as Exhibit 10.2 to LHC Group's Form 8-K filed on January 6, 2011). +
10.12	Second Amended and Restated Credit Agreement by and between LHC Group, Inc., Capital One, National Association, as a lender, administrative agent, sole book runner and sole lead arranger, and JP Morgan Chase Bank, N.A., as a lender and syndication agent, dated October 12, 2010 (previously filed as Exhibit 10.1 to LHC Group's Form 8-K filed on October 13, 2010).
10.13	First Amendment to Second Amended and Restated Credit Agreement by and between LHC Group, Inc., Capital One, National Association, as a lender, administrative agent, sole book runner and sole lead arranger, and a syndicate of financial institutions acceptable to LHC Group, Inc. as lenders, dated October 29, 2010 (previously filed as Exhibit 10.1 to LHC Group's Form 8-K filed on November 2, 2010).
10.14	Employment Agreement by and between LHC Group, Inc. and Pete C. November dated July 25, 2008 (previously filed as Exhibit 10.18 to LHC Group's Form 10-K for the year ended December 31, 2009, filed on March 15, 2010). +

Exhibit Number	Description of Exhibits
10.15	Amendment to the LHC Group, Inc. 2005 Non-Employee Directors Compensation Plan dated January 1, 2010 (previously filed as Exhibit 10.19 to LHC Group's Form 10-K for the year ended December 31, 2009, filed on March 15, 2010). +
10.16	Settlement Agreement among the United States of America, LHC Group, Inc. and certain of its subsidiaries and relator, dated September 29, 2011 (previously filed as Exhibit 10.1 to LHC Group's Form 8-K filed on September 30, 2011).
10.17	Corporate Integrity Agreement between the Office of Inspector General of the Department of Health and Human Services and LHC Group, Inc., dated September 29, 2011 (previously filed as Exhibit 10.2 to LHC Group's Form 8-K filed on September 30, 2011).
10.18	Second Amendment to Second Amended and Restated Credit Agreement, by and among LHC Group, Inc., the lenders and Capital One, National Association, as a lender, administrative agent, sole book runner and sole lead arranger, dated September 26, 2011 (previously filed as Exhibit 10.3 to LHC Group's Form 8-K filed on September 30, 2011)
10.19	Third Amendment to Second Amended and Restated Credit Agreement, by and among LHC Group, Inc., the lenders and Capital One, National Association, as a lender, administrative agent, sole book runner and sole lead arranger, dated September 28, 2011 (previously filed as Exhibit 10.4 to LHC Group's Form 8-K filed on September 30, 2011)
10.20	Fourth Amendment to Second Amended and Restated Credit Agreement, by and among LHC Group, Inc., the lenders and Capital One, National Association, as a lender, administrative agent, sole book runner and sole lead arranger, dated December 8, 2011.
21.1	Subsidiaries of the Registrant.
23.1	Consent of KPMG LLP.
31.1	Certification of Keith G. Myers, Chief Executive Officer pursuant to Rule 13a- 14(a)/15d-14(a), as adopted pursuant to Section 302 of the Sarbanes-Oxley Act of 2002.
31.2	Certification of Peter J. Roman, Chief Financial Officer pursuant to Rule 13a- 14(a)/15d-14(a), as adopted pursuant to Section 302 of the Sarbanes-Oxley Act of 2002.
32.1*	Certification of the Chief Executive Officer and Chief Financial Officer pursuant to 18 U.S.C. Section 1350, as adopted pursuant to Section 906 of the Sarbanes-Oxley Act of 2002.
101.INS	XBRL Instance Document
101.SCHXBRL	Schema Document
101.CAL	XBRL Calculation Linkbase Document
101.DEF	XBRL Definition Linkbase Document
101.LAB	XBRL Label Linkbase Document
101.PRE	XBRL Presentation Linkbase Document

Attached as Exhibit 101 to this report are documents formatted in XBRL (Extensible Business Reporting Language). Users of this data are advised pursuant to Rule 406T of Regulation S-T that the interactive data file is deemed not filed or part of a registration statement or prospectus for purposes of section 11 or 12 of the Securities Act of 1933, is deemed not filed for purposes of section 18 of the Securities Exchange Act of 1934, and otherwise not subject to liability under these sections. The financial information contained in the XBRL-related documents is "unaudited" or "unreviewed."

\* This exhibit is furnished to the SEC as an accompanying document and is not deemed to be "filed" for purposes of Section 18 of the Securities Exchange Act of 1934 or otherwise subject to the liabilities of that Section, and the document will not be deemed incorporated by reference into any filing under the Securities Act of 1933.

+ Indicates a management contract or compensatory plan.



# Corporate Information

## Independent Registered Public Accounting Firm

KPMG LLP  
450 Laurel Street  
Suite 1700  
Baton Rouge, Louisiana 70801  
www.kpmg.com

## Transfer Agent and Registrar

American Stock Transfer & Trust Company LLC  
6201 15th Avenue  
Brooklyn, New York 11219  
(800) 937-5449  
www.amstock.com

## Corporate Headquarters

LHC Group Inc.  
420 West Pinhook Road  
Lafayette, Louisiana 70503  
(866) LHC GROUP (phone)  
(337) 235-8037 (fax)  
www.lhcgroup.com

## Common Stock

LHC Group's common stock is traded on the NASDAQ Global Select Market under the symbol "LHCG."

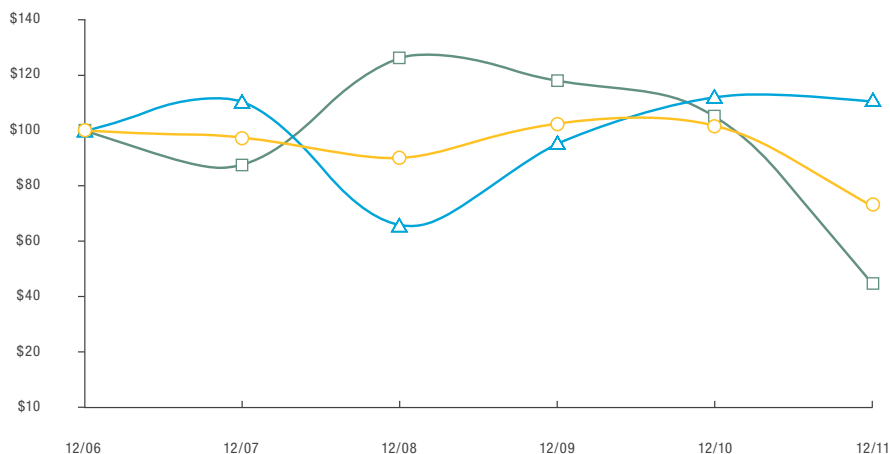
At April 25, 2011, the company had a total of approximately 4,107 shareholders, including 398 stockholders of record and approximately 3,000 persons or entities holding common stock in nominee name.

## Performance Graph

The following graph compares the 5 year cumulative total return on the company's common stock with the performance of the NASDAQ Global Market Index and a peer group selected by the company (the "Peer Group Index") comprised of the following publicly traded companies: Almost Family Inc., Amedisys Inc., Gentiva Health Services Inc., Lincare Holdings Inc. and National Healthcare Corp. For purposes of preparing the graph, the company assumed an investment of \$100 was made on December 31, 2006, in the company's common stock, the NASDAQ Composite index and the Peer Group Index and that all dividends, if any, were reinvested at the time they were paid.

# Performance Graph

Comparison of 5 Year Cumulative Total Return\*  
Among LHC Group Inc., The NASDAQ Composite Index and a Peer Group



\* \$100 invested on 12/31/06 in stock or in index-including reinvestment of dividends. Fiscal year ending December 31.

	12/05	12/06	12/07	12/08	12/09	12/10
LHC Group Inc.	\$ 100.00	\$ 163.57	\$ 143.32	\$ 206.54	\$ 192.83	\$ 172.12
NASDAQ Composite	\$ 100.00	\$ 111.74	\$ 124.67	\$ 73.77	\$ 107.12	\$ 125.93
Peer Group	\$ 100.00	\$ 103.87	\$ 101.33	\$ 93.98	\$ 106.60	\$ 105.93

# Leadership

## Executive Officers

**Keith G. Myers**  
Chief Executive Officer

**Donald D. Stelly**  
President, Chief Operating Officer

**Peter J. Roman**  
Executive Vice President,  
Chief Financial Officer

**Peter C. November**  
Executive Vice President, General Counsel  
and Corporate Secretary

## Directors

**Keith G. Myers**  
Chairman

**W. J. "Billy" Tauzin**  
Lead Independent Director

**Monica F. Azare**  
Chair—Compensation Committee  
Clinical Quality Committee

**John B. Breaux**  
Nominating & Corporate  
Governance Committee

**Ted W. Hoyt**  
Audit Committee  
Compensation Committee

**John L. Indest**  
Chair—Clinical Quality Committee

**George A. Lewis**  
Chair—Audit Committee  
Compensation Committee

**Ronald T. Nixon**  
Nominating & Corporate  
Governance Committee  
Audit Committee

**Kenneth E. Thorpe, PhD**  
Clinical Quality Committee

**Dan S. Wilford**  
Chair—Nominating & Corporate  
Governance Committee  
Clinical Quality Committee



***It's All About Helping People.®***



LHC Group Inc.  
420 West Pinhook Road  
Lafayette, Louisiana 70503  
1.866.LHC.GROUP  
[www.lhcgroup.com](http://www.lhcgroup.com)