

LAZARD

2009 Annual Report

Our model is simple ...

...and powerful.

LAZARD

Lazard's model is simple and powerful.

It is built around two businesses, Financial Advisory and Asset Management. Both generate returns from intellectual capital, not financial capital. Success in each business enhances the Lazard brand. Therefore the firm is able to compete on equal footing with firms many times our size. We succeed without the commensurate reliance on and the inherent risks and conflicts associated with capital.

On the Financial Advisory side of our business, the need for independent financial advice remains in high demand. In Asset Management, we enter this cycle with strong momentum. We have never had a broader set of offerings and investment solutions for our clients.

Lazard is a global business. Our historical and ongoing investments in both our Financial Advisory and Asset Management businesses give us the scale to rival our largest competitors on a global basis and distinguish us from the advisory boutiques.

Lazard's model is tested and resilient.

During this period of turmoil, as in previous ones, we have stayed focused and have continued to direct our energies on providing premium advice to our Financial Advisory clients and investment solutions to our Asset Management clients.

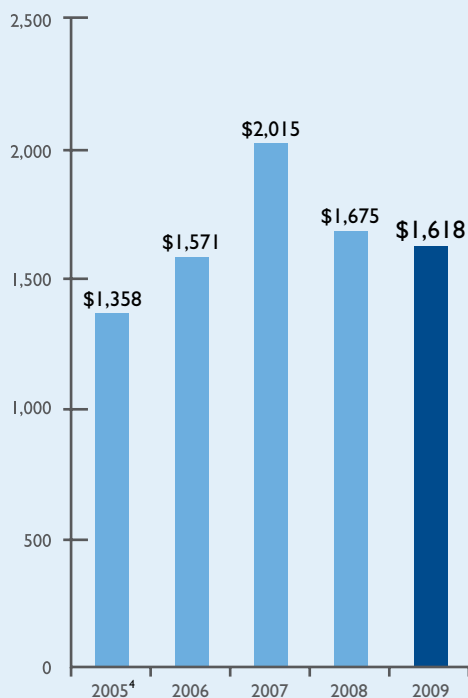
We are entering this cycle with both our core businesses showing significant momentum. We are positioned to capitalize on our ongoing investments and on the historically strong position we enjoy in the markets in which we compete. And, we enter 2010 with what we believe is the most competitive model in the industry.

Financial Highlights

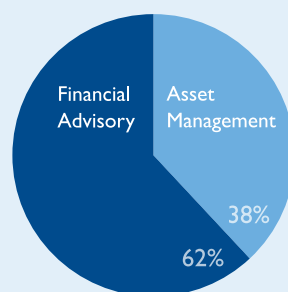
(\$mm, except per share data)

	2009 ¹	2008 ²	2007
Net Revenue	\$1,531	\$1,557	\$1,918
Operating Revenue	1,618	1,675	2,015
Operating Income	27	225	418
Adjusted Net Income, Fully Exchanged Basis ³	11	196	323
Adjusted Net Income Per Share, Fully Exchanged Basis—Diluted ³	\$0.09	\$1.65	\$2.77

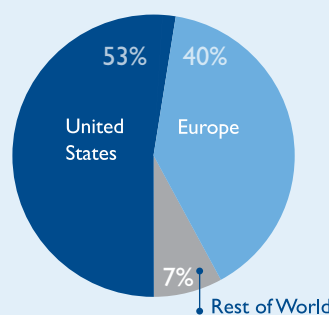
OPERATING REVENUE (\$mm)



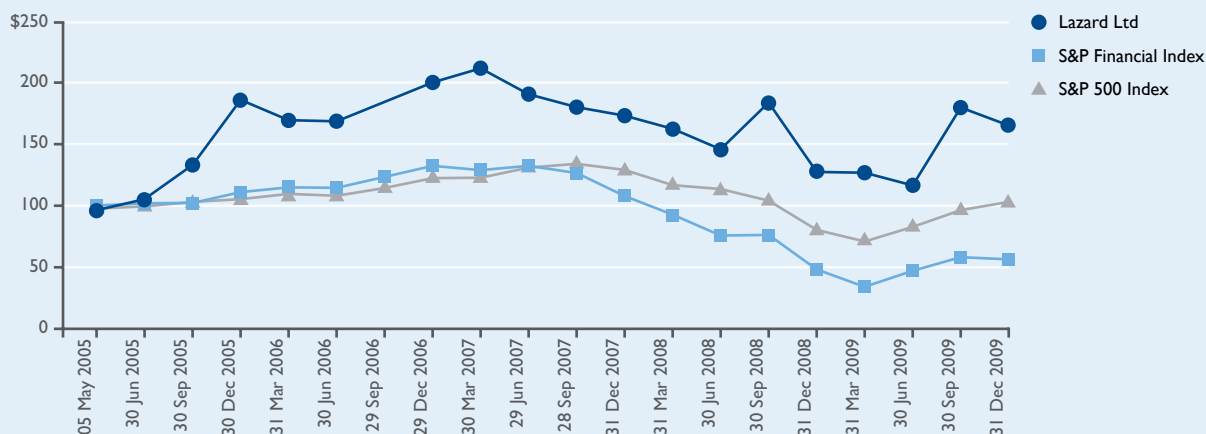
2009 NET REVENUE BY BUSINESS⁵



2009 NET REVENUE BY GEOGRAPHY



STOCK PERFORMANCE⁶



¹ Operating Income and Adjusted Net Income figures exclude the restructuring charge, the accelerated vesting of previously awarded cash incentive awards and the accelerated amortization of restricted stock units previously granted to our former Chairman and Chief Executive Officer who passed away in October 2009.

² Operating Income and Adjusted Net Income figures exclude the after-tax, LAM equity charge.

³ Lazard believes that results assuming full exchange of outstanding exchangeable interests provide the most meaningful basis for comparison among present, historical and future periods.

⁴ 2005 Operating Revenue represents Lazard's historical financial information adjusted to reflect the separation and recapitalization transactions.

⁵ Excludes Corporate, which includes investment income from long-term investments, net interest income generated by Lazard Frères Banque SA, interest income related to cash and interest expense related to outstanding borrowings.

⁶ The Stock Performance graph compares the performance of an investment in our Class A common stock from May 5, 2005, through December 31, 2009, with the S&P 500 Index and the S&P Financial Index. The graph assumes \$100 was invested at the close of business on May 5, 2005 in each of our Class A common stock, the S&P 500 Index and the S&P Financial Index. It also assumes that dividends were reinvested on the date of payment without payment of any commissions. The performance shown in the graph represents past performance and should not be considered an indication of future performance.

LAZARD

2009 Financial Information and Form 10-K

LAZARD LTD

FORM 10-K (Annual Report)

Filed 03/01/10 for the Period Ending 12/31/09

Telephone	(441) 295-1422
CIK	0001311370
Symbol	LAZ
SIC Code	6282 - Investment Advice
Industry	Investment Services
Sector	Financial
Fiscal Year	12/31

**UNITED STATES
SECURITIES AND EXCHANGE COMMISSION**
Washington, D.C. 20549

FORM 10-K

(Mark One)

ANNUAL REPORT PURSUANT TO SECTION 13 OR 15(d) OF THE SECURITIES EXCHANGE ACT OF 1934
For the fiscal year ended December 31, 2009

OR

TRANSITION REPORT PURSUANT TO SECTION 13 OR 15(d) OF THE SECURITIES EXCHANGE ACT OF 1934

For the transition period from _____ to _____

001-32492

(Commission File Number)

LAZARD LTD

(Exact name of registrant as specified in its charter)

Bermuda
(State or Other Jurisdiction of Incorporation
or Organization)

98-0437848
(I.R.S. Employer Identification No.)

Clarendon House
2 Church Street
Hamilton HM11, Bermuda
(Address of principal executive offices)
Registrant's telephone number: (441) 295-1422

Securities Registered Pursuant to Section 12(b) of the Act:

<u>Title of each class</u>	<u>Name of each exchange on which registered</u>
Class A Common Stock, par value \$0.01 per share	New York Stock Exchange

Securities Registered Pursuant to Section 12(g) of the Act: None

Indicate by check mark if the Registrant is a well-known seasoned issuer, as defined in Rule 405 of the Securities Act. Yes No

Indicate by check mark if the Registrant is not required to file reports pursuant to Section 13 or 15(d) of the Act. Yes No

Indicate by check mark whether the Registrant (1) has filed all reports required to be filed by Section 13 or 15(d) of the Securities Exchange Act of 1934 during the preceding 12 months (or for such shorter period that the Registrant was required to file such reports), and (2) has been subject to such filing requirements for the past 90 days. Yes No

Indicate by check mark whether the registrant has submitted electronically and posted on its corporate Website, if any, every Interactive Data File required to be submitted and posted pursuant to Rule 405 of Regulation S-T (§232.405 of this chapter) during the preceding 12 months (or for such shorter period that the registrant was required to submit and post such files). Yes No

Indicate by check mark if disclosure of delinquent filers pursuant to Item 405 of Regulation S-K is not contained herein, and will not be contained, to the best of Registrant's knowledge, in definitive proxy or information statements incorporated by reference in Part III of this Form 10-K or any amendment to this Form 10-K.

Indicate by check mark whether the Registrant is a large accelerated filer, an accelerated filer, a non-accelerated filer, or a smaller reporting company. See the definitions of "large accelerated filer," "accelerated filer," and "smaller reporting company" in Rule 12b-2 of the Exchange Act. (Check one):

Large accelerated filer
Non-accelerated filer

Accelerated filer
Smaller reporting company

Indicate by check mark whether the Registrant is a shell company (as defined in Rule 12b-2 of the Exchange Act). Yes No

The aggregate market value of the common stock held by non-affiliates of the Registrant as of June 30, 2009 was approximately \$2,014,022,842.

As of January 29, 2010, there were 92,165,912 shares of the Registrant's Class A common stock (including 5,850,063 shares held by a subsidiary) and one share of the registrant's Class B common stock outstanding.

DOCUMENTS INCORPORATED BY REFERENCE

Portions of the Registrant's proxy statement for its 2010 annual general meeting of shareholders are incorporated by reference in this Form 10-K in

Table of Contents

LAZARD LTD
ANNUAL REPORT ON FORM 10-K FOR THE FISCAL YEAR ENDED
DECEMBER 31, 2009
INDEX

<u>Form 10-K Item Number</u>		<u>Page No.</u>
PART I		
Item 1.	Business	1
	Executive Officers of the Registrant	14
Item 1A.	Risk Factors	15
Item 1B.	Unresolved Staff Comments	34
Item 2.	Properties	34
Item 3.	Legal Proceedings	35
Item 4.	[Reserved]	35
PART II		
Item 5.	Market for Registrant’s Common Equity, Related Stockholder Matters and Issuer Purchases of Equity Securities	36
Item 6.	Selected Financial Data	37
Item 7.	Management’s Discussion and Analysis of Financial Condition and Results of Operations	40
Item 7A.	Quantitative and Qualitative Disclosures About Market Risk	75
Item 8.	Financial Statements and Supplementary Data	76
Item 9.	Changes in and Disagreements with Accountants on Accounting and Financial Disclosure	142
Item 9A.	Controls and Procedures	142
Item 9B.	Other Information	142
PART III		
Item 10.	Directors, Executive Officers and Corporate Governance	143
Item 11.	Executive Compensation	143
Item 12.	Security Ownership of Certain Beneficial Owners and Management and Related Stockholder Matters	143
Item 13.	Certain Relationships and Related Transactions, and Director Independence	144
Item 14.	Principal Accountant Fees and Services	144
PART IV		
Item 15.	Exhibits and Financial Statement Schedule s	145
	Index to Financial Statements and Financial Statement Schedule Items 15(a)(1) and 15(a)(2)	F-1
SIGNATURES		II-1

Part I

When we use the terms “Lazard”, “we”, “us”, “our”, and “the Company”, we mean Lazard Ltd, a company incorporated under the laws of Bermuda, and its subsidiaries, including Lazard Group LLC, a Delaware limited liability company (“Lazard Group”), that is the current holding company for our businesses. Lazard Ltd has no material assets other than indirect ownership as of December 31, 2009 of approximately 74.5% of the common membership interests in Lazard Group and its controlling interest in Lazard Group.

Item 1. Business

We are one of the world’s preeminent financial advisory and asset management firms and have long specialized in crafting solutions to the complex financial and strategic challenges of our clients. We serve a diverse set of clients around the world, including corporations, partnerships, institutions, governments and high-net worth individuals. The first Lazard partnership was established in 1848. Over time we have extended our activities beyond our roots in New York, Paris and London. We currently operate from 40 cities in key business and financial centers across 25 countries throughout Europe, North America, Asia, Australia, and Central and South America.

The Separation and Recapitalization

On May 10, 2005, we completed the equity public offering (the “equity public offering”) of Class A common stock of Lazard Ltd (“Class A common stock”), the public offering of equity security units (“ESUs”) of Lazard Ltd, the private placements under an investment agreement with IXIS Corporate & Investment Bank (“IXIS” or, following its merger with and into its parent, “Natixis”) and the private offering of the 7.125% senior notes due 2015 of Lazard Group, primarily to recapitalize Lazard Group. We refer to these financing transactions and the recapitalization, collectively, as the “recapitalization.” As part of the recapitalization, Lazard Group used the net proceeds from the financing transactions primarily to redeem the outstanding Lazard Group membership interests of certain of its historical partners.

On May 10, 2005, Lazard Group also transferred its capital markets business, which consisted of equity, fixed income and convertibles sales and trading, broking, research and underwriting services, and fund management activities outside of France as well as other specified non-operating assets and liabilities, to LFCM Holdings LLC, a Delaware limited liability company (“LFCM Holdings”). We refer to these businesses, assets and liabilities as the “separated businesses” and these transfers collectively as the “separation.”

Principal Business Lines

We focus primarily on two business segments - Financial Advisory and Asset Management. We believe that the mix of our activities across business segments, geographic regions, industries and investment strategies helps to diversify and stabilize our revenue stream.

Financial Advisory

We offer corporate, partnership, institutional, government and individual clients across the globe a wide array of financial advisory services regarding mergers and acquisitions (“M&A”) and other strategic matters, restructurings, capital structure, capital raising and various other corporate finance matters. We focus on solving our clients’ most complex problems, providing advice to senior management, boards of directors and business owners of prominent companies and institutions in transactions that typically are of significant strategic and financial importance to them.

We continue to build our Financial Advisory business by fostering long-term, senior level relationships with existing and new clients as their independent advisor on strategic transactions. We seek to build and sustain long-term relationships with our clients rather than focusing on individual transactions, a practice that we believe enhances our access to senior management of major corporations and institutions around the world. We emphasize providing clients with senior level focus during all phases of transaction execution.

Table of Contents

While we strive to earn repeat business from our clients, we operate in a highly competitive environment in which there are no long-term contracted sources of revenue. Each revenue-generating engagement is separately negotiated and awarded. To develop new client relationships, and to develop new engagements from historical client relationships, we maintain an active dialogue with a large number of clients and potential clients, as well as with their financial and legal advisors, on an ongoing basis. We have gained a significant number of new clients each year through our business development initiatives, through recruiting additional senior investment banking professionals who bring with them client relationships and through referrals from directors, attorneys and other third parties with whom we have relationships. At the same time, we lose clients each year as a result of the sale or merger of a client, a change in a client's senior management, competition from other investment banks and other causes.

For the years ended December 31, 2009, 2008 and 2007, the Financial Advisory segment net revenue totaled \$987 million, \$1,023 million and \$1,240 million, respectively, accounting for approximately 65%, 66% and 64%, respectively, of our consolidated net revenue for such years. We earned advisory revenue from 620 clients, 682 clients and 625 clients for the years ended December 31, 2009, 2008 and 2007, respectively. We earned \$1 million or more from 256 clients, 220 clients and 222 clients for the years ended December 31, 2009, 2008 and 2007, respectively. For the years ended December 31, 2009, 2008 and 2007, the ten largest fee paying clients constituted approximately 17%, 20% and 19% of our Financial Advisory segment net revenue, respectively, with no client individually having constituted more than 10% of segment net revenue during any of these years. For the years ended December 31, 2009, 2008 and 2007, the Financial Advisory segment reported operating income (loss) of \$(12) million, \$226 million and \$319 million, respectively. Operating income in 2009 included a charge of \$49 million representing the portion of the special item (as described in Management's Discussion and Analysis and Note 24 of Notes to Consolidated Financial Statements) that is applicable to the Financial Advisory segment. At December 31, 2009, 2008 and 2007, the Financial Advisory segment had total assets of \$707 million, \$739 million, and \$812 million, respectively.

We believe that we have been pioneers in offering financial advisory services on an international basis, with the establishment of our New York, Paris and London offices dating back to the nineteenth century. We maintain major local presences in the U.S., the U.K. and France, including a network of regional branch offices in the U.S. and France, as well as presences in Argentina, Australia, Belgium, Brazil, Chile, Dubai, Germany, Hong Kong, India, Italy, Japan, the Netherlands, Panama, Peru, Singapore, South Korea, Spain, Sweden, Switzerland, Uruguay and mainland China.

On August 13, 2007, we acquired all of the outstanding ownership interests of Goldsmith, Agio, Helms & Lynner, LLC ("GAHL"), a Minneapolis-based investment bank specializing in financial advisory services to mid-sized private companies. On July 31, 2007, Lazard Ltd acquired all of the outstanding shares of Carnegie, Wylie & Company (Holdings) PTY LTD ("CWC"), an Australia-based financial advisory firm, and concurrently sold such investment to Lazard Group. Furthermore, on June 19, 2007, we entered into a joint cooperation agreement with Raiffeisen Investment AG ("Raiffeisen") for merger and acquisition advisory services in Russia and the Central and Eastern European (the "CEE") region. The cooperation between us and Raiffeisen, one of the CEE region's top M&A advisors, provides domestic, international and cross-border expertise within Russia and the CEE region. In addition, on January 31, 2008, we acquired a 50% interest in Merchant Bankers Asociados ("MBA"), an Argentina-based financial advisory services firm with offices across Central and South America and the parent company of MBA Banco de Inversiones. Finally, in February 2009, we entered into a strategic alliance with a financial advisory firm in Mexico to provide global M&A advisory services for clients, both inside and outside of Mexico, who are seeking to acquire or sell assets in Mexico or have interests in other financial transactions with companies in Mexico, and to provide restructuring advisory services to clients in Mexico.

In addition to seeking business centered in the locations referred to above, we historically have focused in particular on advising clients with respect to cross-border transactions. We believe that we are particularly well known for our legacy of offering broad teams of professionals who are indigenous to their respective regions and

Table of Contents

who have long-term client relationships, capabilities and know-how in their respective regions, who will coordinate with our professionals with global sector expertise. We also believe that this positioning affords us insight around the globe into key industry, economic, government and regulatory issues and developments, which we can bring to bear on behalf of our clients.

Services Offered

We advise clients on a wide range of strategic and financial issues. When we advise companies in the potential acquisition of another company, business or certain assets, our services include evaluating potential acquisition targets, providing valuation analyses, evaluating and proposing financial and strategic alternatives and rendering, if appropriate, fairness opinions. We also may advise as to the timing, structure, financing and pricing of a proposed acquisition and assist in negotiating and closing the acquisition. In addition, we may assist in executing an acquisition by acting as a dealer-manager in transactions structured as a tender or exchange offer.

When we advise clients that are contemplating the sale of certain businesses, assets or their entire company, our services include advising on the appropriate sales process for the situation, valuation issues, assisting in preparing an offering circular or other appropriate sales materials and rendering, if appropriate, fairness opinions. We also identify and contact selected qualified acquirors and assist in negotiating and closing the proposed sale. As appropriate, we also advise our clients regarding financial and strategic alternatives to a sale including recapitalizations, spin-offs, carve-outs, split-offs and tracking stocks. Our advice includes recommendations with respect to the structure, timing and pricing of these alternatives.

For companies in financial distress, our services may include reviewing and analyzing the business, operations, properties, financial condition and prospects of the company, evaluating debt capacity, assisting in the determination of an appropriate capital structure and evaluating and recommending financial and strategic alternatives, including providing advice on dividend policy. If appropriate, we may provide financial advice and assistance in developing and seeking approval of a restructuring or reorganization plan, which may include a plan of reorganization under Chapter 11 of the U.S. Bankruptcy Code or other similar court administered processes in non-U.S. jurisdictions. In such cases, we may assist in all aspects of the implementation of such a plan, including advising and assisting in structuring and effecting the financial aspects of a sale or recapitalization, structuring new securities, exchange offers, other considerations or other inducements to be offered or issued, as well as assisting and participating in negotiations with affected entities or groups.

When we assist clients in raising private or public market financing, our services include originating and executing private placements of equity, debt and related securities, assisting clients in connection with securing, refinancing or restructuring bank loans, originating public underwritings of equity, debt and convertible securities and originating and executing private placements of partnership and similar interests in alternative investment funds such as leveraged buyout, mezzanine or real estate focused funds. In addition, we may advise on capital structure and assist in long-range capital planning and rating agency relationships.

Pursuant to a business alliance agreement that we entered into with LFCM Holdings in connection with the separation in May 2005 (the “business alliance agreement”), LFCM Holdings generally underwrites and distributes U.S. securities offerings originated by our Financial Advisory business in a manner intended to be similar to our practice prior to the separation, with revenue from such offerings generally continuing to be divided evenly between Lazard Group and LFCM Holdings.

Staffing

We staff our assignments with a team of quality professionals who have appropriate product and industry expertise. We pride ourselves on, and we believe we differentiate ourselves from our competitors by, being able to offer a relatively high level of attention from senior personnel to our clients and organizing ourselves in such a way that managing directors who are responsible for securing and maintaining client relationships also actively participate in providing related transaction execution services. Our managing directors have significant experience, and many of them are able to use this experience to advise on both M&A and restructuring transactions, depending on our clients’ needs. Many of our managing directors and senior advisors come from

Table of Contents

diverse backgrounds, such as senior executive positions at corporations and in government, law and strategic consulting, which we believe enhances our ability to offer sophisticated advice and customized solutions to our clients. As of December 31, 2009, our Financial Advisory segment had 150 managing directors, 681 other professionals (which includes directors, vice presidents, associates and analysts) and 211 support staff personnel.

Industries Served

We seek to offer our services across most major industry groups, including, in many cases, sub-industry specialties. Our Mergers and Acquisitions managing directors and professionals are organized to provide advice in the following major industry practice areas:

- consumer,
- financial institutions,
- financial sponsors,
- healthcare and life sciences,
- industrial,
- power and energy/infrastructure,
- real estate, and
- technology, media and telecommunications.

These groups are managed locally in each relevant geographic region and are coordinated globally, which allows us to bring local industry-specific knowledge to bear on behalf of our clients on a global basis. We believe that this enhances the quality of the advice that we can offer, which improves our ability to market our capabilities to clients.

In addition to our Mergers and Acquisitions and Restructuring practices, we also maintain specialties in the following distinct practice areas within our Financial Advisory segment:

- government advisory,
- capital structure and debt advisory,
- fund raising for alternative investment funds,
- private investment in public equity, or “PIPE”, and
- corporate finance.

We endeavor to coordinate the activities of the professionals in these areas with our Mergers and Acquisitions industry specialists in order to offer clients customized teams of cross-functional expertise spanning both industry and practice area expertise.

Strategy

Our focus in our Financial Advisory business is on:

- making a significant investment in our intellectual capital with the addition of senior professionals who we believe have strong client relationships and industry expertise,
- increasing our contacts with existing clients to further enhance our long-term relationships and our efforts in developing new client relationships,
- expanding the breadth and depth of our industry expertise and selectively adding new practice areas, such as our capital structure advisory effort to help corporations and governments in addressing the significant deleveraging that is unfolding in the developed markets,
- coordinating our industry specialty activities on a global basis and increasing the integration of our industry experts in mergers and acquisitions with our Restructuring and Capital Markets professionals, and
- broadening our geographic presence by adding new offices, including, since the beginning of 2007, offices in Australia (Melbourne), Switzerland (Zurich) and United Arab Emirates (Dubai City), as well

Table of Contents

as new regional offices in the U.S. (Boston, Minneapolis, Charlotte and Washington DC), acquiring a 50% interest in a financial advisory firm with offices in Central and South America (Argentina, Chile, Panama, Uruguay and Peru) and entering into a joint cooperation agreement in Eastern Europe and Russia, as well as a strategic alliance with a financial advisory firm in Mexico.

In addition to the investments made as part of this strategy, we believe that the following external market factors may enable our Financial Advisory business to benefit by:

- increasing demand for independent, unbiased financial advice,
- continued high demand for Restructuring advice due to the significant level of corporate defaults, and
- a potential increase in cross-border M&A and large capitalization M&A, two of our areas of historical specialization.

Going forward, our strategic emphasis in our Financial Advisory business is to leverage the investments we have made in recent years to grow our business and drive our productivity. We continue to seek to opportunistically attract outstanding individuals to our business. We routinely reassess our strategic position and may in the future seek opportunities to further enhance our competitive position. In this regard, during 2007 and 2008, as described above, we broadened our geographic footprint through acquisitions, investments and alliances in Australia, Eastern Europe, Russia and Central and South America, and by opening new offices. In addition, as a result of acquiring GAHL in 2007, we launched “Lazard Middle Market,” which advises primarily mid-sized private companies.

Relationship with Natixis

At the time of the equity public offering in 2005, Lazard Group and Natixis had in place a cooperation arrangement to place and underwrite securities on the French equity primary capital markets under a common brand, currently “Lazard-Natixis,” and cooperate in their respective origination, syndication and placement activities. Although originally set to expire during the third quarter of 2008, the arrangement continues to be applied in accordance with its general terms pending the outcome of continuing discussions regarding its formal extension. This cooperation covers French listed companies exceeding a market capitalization of €500million. The cooperation arrangement also provides for an alliance in real estate advisory work with the objective of establishing a common brand for advisory and financing operations within France. It also adds an exclusive mutual referral cooperation arrangement, subject to the fiduciary duties of each firm, with the goal of referring clients from Lazard Group to Natixis for services relating to corporate banking, lending, securitizations and derivatives within France and from Natixis to Lazard Group for M&A advisory services within France.

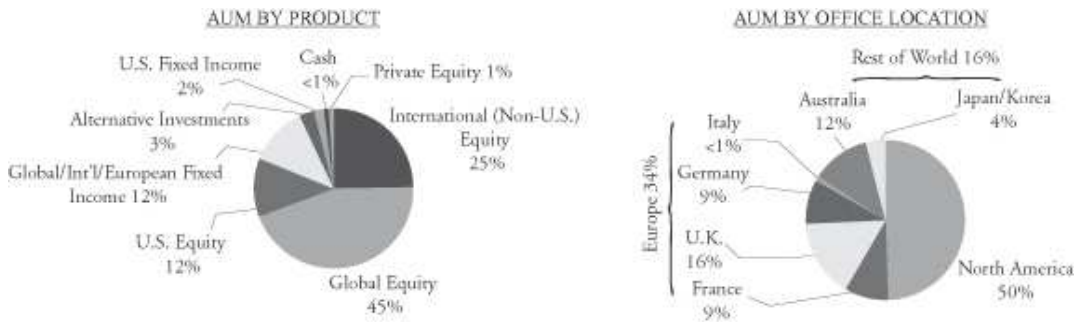
Asset Management

Our Asset Management business provides investment management and advisory services to institutional clients, financial intermediaries, private clients and investment vehicles around the world. Our goal in our Asset Management business is to produce superior risk-adjusted investment returns and provide investment solutions customized for our clients. Many of our equity investment strategies share an investment philosophy that centers on fundamental security selection with a focus on the trade-off between a company’s valuation and its financial productivity.

As of December 31, 2009, total assets under management (“AUM”) were \$129.5 billion, of which approximately 82% was invested in equities, 14% in fixed income, 3% in alternative investments, and 1% in private equity funds. As of the same date, approximately 36% of our AUM was invested in international (*i.e.* , non-U.S. and regional non-U.S.) investment strategies, 46% was invested in global investment strategies and 18% was invested in U.S. investment strategies, and our top ten clients accounted for 23% of our total AUM. Approximately 89% of our AUM as of that date was managed on behalf of institutional clients, including corporations, labor unions, public pension funds, insurance companies and banks, and through sub-advisory relationships, mutual fund sponsors, broker-dealers and registered advisors, and approximately 11% of our AUM as of December 31, 2009 was managed on behalf of individual client relationships, which are principally with family offices and high-net worth individuals.

Table of Contents

The charts below illustrate the mix of our AUM as of December 31, 2009, measured by broad product strategy and by office location.



For the years ended December 31, 2009, 2008 and 2007, our Asset Management segment net revenue totaled \$602 million, \$615 million and \$725 million, respectively, accounting for approximately 39%, 39% and 38%, respectively, of our consolidated net revenue for such years. For the year ended December 31, 2009, Asset Management reported operating income of \$97 million, as compared to an operating loss of \$63 million and operating income of \$185 million for the years ended December 31, 2008 and 2007, respectively. Operating income in 2009 and 2008 included charges of \$8 million and approximately \$197 million, respectively, representing the portion of the special items (as described in Management's Discussion and Analysis and Note 24 of Notes to Consolidated Financial Statements) that are applicable to the Asset Management segment. At December 31, 2009, 2008 and 2007, our Asset Management segment had \$703 million, \$420 million, and \$581 million in total assets, respectively.

LAM and LFG

Our largest Asset Management subsidiaries are Lazard Asset Management LLC and its subsidiaries ("LAM"), with offices in New York, San Francisco, Boston, Chicago, Toronto, Montreal, London, Milan, Frankfurt, Hamburg, Tokyo, Hong Kong, Sydney, Seoul and Bahrain (aggregating approximately \$116.5 billion in total AUM as of December 31, 2009), and Lazard Frères Gestion SAS ("LFG"), with offices in Paris and Brussels (aggregating approximately \$12.2 billion in total AUM as of December 31, 2009). These operations, with 591 employees as of December 31, 2009, provide our business with both a global presence and a local identity.

Primary distinguishing features of these operations include:

- a global footprint with global research, global mandates and global clients,
- a broad-based team of approximately 235 investment professionals at December 31, 2009: LAM had approximately 200 investment professionals, including approximately 80 focused, in-house, investment analysts across all products and platforms, many of whom have substantial industry or sector specific expertise, and LFG had approximately 35 investment professionals, including research analysts,
- a security selection-based investment philosophy applied across products, and
- world-wide brand recognition and multi-channel distribution capabilities.

Our Investment Philosophy, Process and Research. Our investment philosophy is generally based upon a fundamental security selection approach to investing. Across many of our products, we apply three key principles to investment portfolios:

- select securities, not markets,
- evaluate the trade-off between returns and valuations, and
- manage risk.

Table of Contents

In searching for equity investment opportunities, many of our investment professionals follow an investment process that incorporates several interconnected components that may include:

- analytical framework analysis and screening,
- accounting validation,
- fundamental analysis,
- security selection and portfolio construction, and
- risk management.

At LAM, we conduct investment research on a global basis to develop market, industry and company specific insights. Approximately 80 investment analysts, located in our worldwide offices, conduct research and evaluate investment opportunities around the world, and across all products and platforms. The LAM global analysts are organized around six global industry sectors:

- consumer goods,
- financial services,
- health care,
- industrials,
- power, and
- technology, media and telecommunications.

Table of Contents

Investment Strategies . Our Asset Management business provides equity, fixed income, cash management and alternative investment strategies to our clients, paying close attention to our clients' varying and expanding investment needs. We offer the following product platform of investment strategies:

	<u>Global</u>	<u>Regional</u>	<u>Domestic</u>
Equities	<p>Global</p> <p>Large Capitalization Small Capitalization Emerging Markets Thematic Convertibles* Listed Infrastructure Quantitative</p> <p>EAFE (Non-U.S.)</p> <p>Large Capitalization Small Capitalization Multi-Capitalization Quantitative</p> <p>Global Ex</p> <p>Global Ex-U.K. Global Ex-Japan Global Ex-Australia</p>	<p>Pan-European</p> <p>Large Capitalization Small Capitalization Quantitative</p> <p>Eurozone</p> <p>Large Capitalization** Small Capitalization**</p> <p>Continental European</p> <p>Small Cap Multi Cap Eurozone (<i>i.e.</i> , Euro Bloc) Euro-Trend (Thematic)</p>	<p>U.S.</p> <p>Large Capitalization** Mid Capitalization Small/Mid Capitalization Multi-Capitalization</p> <p>Other</p> <p>U.K. (Large Capitalization) U.K. (Small Capitalization) U.K. Quantitative Australia France (Large Capitalization)* France (Small Capitalization)* Japan** Korea</p>
Fixed Income and Cash Management	<p>Global</p> <p>Core Fixed Income High Yield Short Duration</p>	<p>Pan-European</p> <p>Core Fixed Income High Yield Cash Management* Duration Overlay</p> <p>Eurozone</p> <p>Fixed Income** Cash Management* Corporate Bonds**</p>	<p>U.S.</p> <p>Core Fixed Income High Yield Short Duration Municipals Cash Management*</p> <p>Non-U.S.</p> <p>U.K. Fixed Income</p>
Alternative	<p>Global</p> <p>Fund of Hedge Funds Fund of Closed-End Funds (Long and Long/Short) Convertible Arbitrage/Relative Value</p>	<p>Regional</p> <p>European Explorer (Long/Short) Emerging Income Japan (Long/Short)</p>	

All of the above strategies are offered by LAM, except for those denoted by *, which are offered exclusively by LFG. Investment strategies offered by both LAM and LFG are denoted by **.

In addition to the primary investment strategies listed above, we also provide locally customized investment solutions to our clients. In many cases, we also offer both diversified and more concentrated versions of our products. These products are generally offered on a separate account basis, as well as through pooled vehicles.

Distribution . We distribute our products through a broad array of marketing channels on a global basis. LAM's marketing, sales and client service efforts are organized through a global market delivery and service network, with distribution professionals located in cities including New York, San Francisco, London, Milan, Frankfurt, Hamburg, Tokyo, Sydney, Hong Kong, Bahrain and Seoul. We have developed a well-established presence in the institutional asset management arena, managing money for corporations, labor unions and public pension funds around the world. In addition, we manage assets for insurance companies, savings and trust banks, endowments, foundations and charities.

We also have become a leading firm in third-party distribution, managing mutual funds and separately managed accounts for many of the world's largest broker-dealers, insurance companies, registered advisors and other financial intermediaries. In the area of wealth management, we cater to family offices and private clients.

Table of Contents

LFG markets and distributes its products through 21 sales professionals based in France who directly target both individual and institutional investors.

In June 2009, the Company formed a new wealth management subsidiary, Lazard Wealth Management LLC (“Lazard Wealth Management”). We expect that Lazard Wealth Management, which has not yet commenced operations, will provide customized investment management and financial planning services to high net worth investors in the U.S. Lazard Wealth Management expects to work with investors to construct, implement and monitor an asset allocation strategy designed to meet the individual client’s investment objectives, integrating tax planning, estate planning, philanthropic interests and legacy planning with investment and risk management services. Prior to the launch of this business, we registered Lazard Wealth Management as an investment adviser with the United States Securities and Exchange Commission (the “SEC”). As of December 31, 2009, Lazard Wealth Management had 8 employees.

Strategy

Our strategic plan in our Asset Management business is to focus on delivering superior investment performance and client service and broadening our product offerings and distribution in selected areas in order to continue to drive improved business results. Over the past several years, in an effort to improve LAM’s operations and expand our business, we have:

- focused on enhancing our investment performance,
- improved our investment management platform by adding a number of senior investment professionals (including portfolio managers and analysts),
- continued to strengthen our marketing and consultant relations capabilities,
- expanded our product platform, and
- continued to expand LAM’s geographic reach, including through opening offices in Hong Kong and Bahrain.

We believe that our Asset Management business has long maintained an outstanding team of portfolio managers and global research analysts. We intend to maintain and supplement our intellectual capital to achieve our goals. We routinely reassess our strategic position and may in the future seek acquisitions or other transactions, including the opportunistic hiring of new employees, in order to further enhance our competitive position. We also believe that our specific investment strategies, global reach, unique brand identity and access to multiple distribution channels may allow us to expand into new investment products, strategies and geographic locations. In addition, we plan to expand our participation in alternative investment activities through investments in new and successor funds, and are considering expanding the services we offer to high-net worth individuals, through organic growth, acquisitions or otherwise.

Alternative Investments

Lazard has a long history of making investments with its own capital, often alongside capital of qualified institutional and individual investors. These activities typically are organized in funds that make substantial or controlling investments in private or public companies, generally through privately negotiated transactions and with a view to divestment within two to seven years. While potentially risky and frequently illiquid, such investments, when successful, can yield investors substantial returns on capital and generate attractive management and performance fees for the sponsor of such funds.

As a part of the separation in 2005, we transferred to LFCM Holdings all of our alternative investment activities at that time, except for Fonds Partenaires Gestion SA (“FPG”), our private equity business in France, which, until September 30, 2009, was a subsidiary of our Paris-based banking affiliate, Lazard Frères Banque SA (“LFB”). We also transferred to LFCM Holdings certain principal investments by Lazard Group in the funds

Table of Contents

managed by the separated businesses. Effective September 30, 2009, the Company sold FPG to a fund management company forming part of a group that manages investment companies and funds, in some of which Lazard could earn carried interests. The managing directors and staff conducting this activity were accordingly transferred to the buyer. The sale of FPG did not have a material impact on our financial condition or results of operations.

LFCM Holdings operates the alternative investment business (including private equity activities) transferred to it in the separation. Consistent with our intent to support the development of the alternative investment business, including investing capital in funds managed or formed by Lazard Alternative Investments Holdings LLC (“LAI”), a subsidiary of LFCM Holdings, and in order to benefit from what we believe to be the potential of this business, we are entitled to receive from LFCM Holdings all or a portion of the payments from the incentive distributions attributable to these funds (net of compensation payable to investment professionals who manage these funds) pursuant to the business alliance agreement between us and LFCM Holdings. In addition, pursuant to the business alliance agreement, we retained an option to acquire the North American and European the fund management activities of LAI and have the right to participate in the oversight of LFCM Holdings’ funds and consent to certain actions. On December 15, 2009, Lazard Group exercised its option to acquire the European fund management activities of LAI. The remaining option to purchase the North American fund management activities is currently exercisable at any time prior to May 10, 2014 (see Note 10 of Notes to Consolidated Financial Statements). We will continue to abide by our obligations with respect to transferred funds. From time to time, we have considered exercising the option with respect to the remaining activities in North America and have had preliminary conversations with LFCM Holdings in that regard.

Since 2005, consistent with our obligations to LFCM Holdings, we have engaged in a number of alternative investments and private equity activities. During 2008, we formed a strategic partnership with Apollo Management, L.P. (“Apollo”), an affiliate of Apollo Global Management, LLC, a leading global alternative asset manager, for private equity investments in Europe. In addition, in February 2009 the business alliance agreement was amended to remove certain restrictions on the Company engaging in private equity businesses in North America and to reduce the price of our option to acquire the fund management activities of LAI in North America. We continue to explore and discuss opportunities to expand the scope of our alternative investment and private equity activities in Europe, the U.S. and elsewhere. These opportunities could include internal growth of new funds and direct investments by us, partnerships or strategic relationships, investments with third parties or acquisitions of existing funds or management companies. In that regard, on July 15, 2009, the Company established a private equity business with The Edgewater Funds (“Edgewater”), a Chicago-based private equity firm, through the acquisition of Edgewater’s management vehicles. The acquisition was structured as a purchase by Lazard of interests in a holding company that owns interests in the general partner and management company entities of the current Edgewater private equity funds (the “Edgewater Acquisition”) (see Note 9 of Notes to Consolidated Financial Statements). As of December 31, 2009, Edgewater, with 18 employees, had approximately \$600 million of AUM and unfunded fee-earning commitments. Also, consistent with our obligations to LFCM Holdings, we may explore discrete capital markets opportunities. See Notes 10 and 15 of Notes to Consolidated Financial Statements for additional information regarding alternative investments, including recent developments with respect to Corporate Partners II Limited.

On October 2, 2007, Lazard Funding Limited LLC (“Lazard Funding”), a wholly-owned subsidiary of Lazard Group, formed a special purpose acquisition company, Sapphire Industrials Corp. (“Sapphire”), for the purpose of effecting a merger, capital stock exchange, asset acquisition, stock purchase, reorganization or similar business combination with one or more operating businesses within a 24 month period (collectively referred to as the “Initial Business Combination”). In connection with the formation of Sapphire, Lazard Funding purchased approximately 15.1 million founders’ units (“Founders’ Units”) at a total cost of approximately \$0.1 million. Each Founders’ Unit consisted of one share of Sapphire common stock and one warrant to purchase one share of Sapphire common stock. On January 24, 2008, Sapphire completed an initial public offering (the “Sapphire IPO”), which, prior to offering costs, raised \$800 million through the sale of 80 million units at an offering price of \$10.00 per unit. On January 24, 2008, in connection with the Sapphire IPO, Lazard Funding purchased (i) 5 million units in the Sapphire IPO at a purchase price equal to the public offering price of \$10.00 per unit (for an aggregate purchase price of \$50.0 million), and (ii) an aggregate of 12.5 million warrants from Sapphire at a

Table of Contents

price of \$1.00 per warrant (for a total purchase price of \$12.5 million). Net proceeds from the Sapphire IPO were placed in a trust account by Sapphire (the "Trust Account") pending consummation of the Initial Business Combination.

On January 6, 2010, Sapphire announced that it had not completed the Initial Business Combination and it would dissolve and distribute the funds in the Trust Account to all its public shareholders, to the extent they are holders of shares issued in the Sapphire IPO, in proportion to their respective equity interests. Pursuant to such dissolution, on January 26, 2010 Sapphire distributed an initial distribution equivalent to approximately \$10.06 per share of Sapphire common stock. All Sapphire warrants expired without value. During the fourth quarter of 2009, the Company wrote-off its \$13 million investment in Sapphire warrants, with such write-off being recorded in "revenue-other" in the accompanying Consolidated Statement of Operations. See Note 15 of Notes to Consolidated Financial Statements for additional information regarding Sapphire and the Sapphire IPO.

CWC operates our private equity business in Australia, and, as of December 31, 2009, it had 8 employees and approximately \$200 million of private equity AUM.

Employees

We believe that our people are our most important asset, and it is their reputation, talent, integrity and dedication that underpin our success. As of December 31, 2009, we employed 2,294 people, which included 150 managing directors and 681 other professionals in our Financial Advisory segment and 56 managing directors and 299 other professionals in our Asset Management segment. We strive to maintain a work environment that fosters professionalism, excellence, diversity and cooperation among our employees worldwide. We generally utilize an evaluation process at the end of each year to measure performance, determine compensation and provide guidance on opportunities for improved performance. Generally, our employees are not subject to any collective bargaining agreements, except that our employees in certain of our European offices, including France and Italy, are covered by national, industry-wide collective bargaining agreements. We believe that we have good relations with our employees.

Competition

The financial services industry, and all of the businesses in which we compete, are intensely competitive, and we expect them to remain so. Our competitors are other investment banking and financial advisory firms, broker-dealers, commercial and "universal" banks, insurance companies, investment management firms, hedge fund management firms, alternative investment firms and other financial institutions. We compete with some of our competitors globally and with others on a regional, product or niche basis. We compete on the basis of a number of factors, including quality of people, transaction execution skills, investment track record, quality of client service, individual and institutional client relationships, absence of conflicts, range of products and services, innovation, brand recognition and business reputation.

While our competitors vary by country in our Mergers and Acquisitions practice, we believe our primary competitors in securing M&A advisory engagements are Bank of America, Citigroup, Credit Suisse, Deutsche Bank AG, Goldman Sachs & Co., JPMorgan Chase, Mediobanca, Morgan Stanley, Rothschild and UBS. In our Restructuring practice, our primary competitors are The Blackstone Group, Evercore Partners, Greenhill & Co. and Rothschild.

We believe that our primary global competitors in our Asset Management business include, in the case of LAM, Alliance Bernstein, AMVESCAP, Brandes Investment Partners, Capital Management & Research, Fidelity, Lord Abbett, Aberdeen and Schroders and, in the case of LFG, Swiss private banks with offices in France as well as large institutional banks and fund managers. We face competition in private equity both in the pursuit of outside investors for our private equity funds and the acquisition of investments in attractive portfolio companies. We compete with hundreds of other funds, many of which are subsidiaries of or otherwise affiliated with large financial service providers.

Table of Contents

Competition is also intense in each of our businesses for the attraction and retention of qualified employees, and we compete on the level and nature of compensation and equity-based incentives for key employees. Our ability to continue to compete effectively in our businesses will depend upon our ability to attract new employees and retain and motivate our existing employees.

In recent years there has been substantial consolidation and convergence among companies in the financial services industry. In particular, a number of large commercial banks, insurance companies and other broad-based financial services firms have established or acquired broker-dealers or have merged with other financial institutions. This trend was amplified in connection with the unprecedented disruption and volatility in the financial markets during the past several years, and, as a result, a number of financial services companies have merged, been acquired or have fundamentally changed their respective business models, including, in certain cases, becoming commercial banks. Many of these firms have the ability to offer a wider range of products than we offer, including loans, deposit taking, insurance and brokerage services. Many of these firms also offer more extensive asset management and investment banking services, which may enhance their competitive position. They also have the ability to support investment banking and securities products with commercial banking, insurance and other financial services revenue in an effort to gain market share, which could result in pricing pressure in our businesses. This trend toward consolidation and convergence has significantly increased the capital base and geographic reach of our competitors, and, in certain instances, has afforded them access to government funds.

Regulation

Our businesses, as well as the financial services industry generally, are subject to extensive regulation throughout the world. As a matter of public policy, regulatory bodies are charged with safeguarding the integrity of the securities and other financial markets and with protecting the interests of customers participating in those markets, not with protecting the interests of our stockholders or creditors. Many of our affiliates that participate in securities markets are subject to comprehensive regulations that include some form of capital structure regulations and customer protection rules. In the U.S., certain of our subsidiaries are subject to such regulations promulgated by the SEC or Financial Industry Regulatory Authority (“FINRA”) (formerly the NASD). Standards, requirements and rules implemented throughout the European Union are broadly comparable in scope and purpose to the regulatory capital and customer protection requirements imposed under the SEC and FINRA rules. European Union directives also permit local regulation in each jurisdiction, including those in which we operate, to be more restrictive than the requirements of such European Union-wide directives. These sometimes burdensome local requirements can result in certain competitive disadvantages to us.

In the U.S., the SEC is the federal agency responsible for the administration of the federal securities laws. FINRA is a voluntary, self-regulatory body composed of members, such as our broker-dealer subsidiaries, that have agreed to abide by FINRA’s rules and regulations. The SEC, FINRA and non-U.S. regulatory organizations may examine the activities of, and may expel, fine and otherwise discipline us and our employees. The laws, rules and regulations comprising this framework of regulation and the interpretation and enforcement of existing laws, rules and regulations are constantly changing, particularly in light of the extraordinary disruption and volatility in the global financial markets experienced in the last year. The effect of any such changes cannot be predicted and may impact the manner of operation and profitability of our company.

Our principal U.S. broker-dealer subsidiary, Lazard Frères & Co. LLC (“LFNY”), through which we conduct most of our U.S. Financial Advisory business, is currently registered as a broker-dealer with the SEC and FINRA, and as a broker-dealer in all 50 U.S. states, the District of Columbia and Puerto Rico. As such, LFNY is subject to regulations governing effectively every aspect of the securities business, including minimum capital requirements, record-keeping and reporting procedures, relationships with customers, experience and training requirements for certain employees, and business procedures with firms that are not members of certain regulatory bodies. Lazard Asset Management Securities LLC, a subsidiary of LAM, also is registered as a broker-dealer with the SEC and FINRA and in all 50 U.S. states, the District of Columbia and Puerto Rico. Lazard Middle Market LLC, a subsidiary of GAHL, is registered as a broker-dealer with the SEC and FINRA, and as a broker-dealer in various U.S. states and territories.

Table of Contents

Certain U.K. subsidiaries of Lazard Group, including Lazard & Co., Limited, Lazard Fund Managers Limited and Lazard Asset Management Limited, which we refer to in this Annual Report on Form 10-K (this “Form 10-K”) as the “U.K. subsidiaries,” are regulated by the Financial Services Authority. We also have other subsidiaries that are registered as broker-dealers (or have similar non-US registration in various jurisdictions).

Compagnie Financière Lazard Frères SAS (“CFLF”), our French subsidiary through which non-corporate finance advisory activities are carried out in France, is subject to regulation by the Commission Bancaire and the Comité des Etablissements de Crédit et des Entreprises d’Investissement for its banking activities conducted through its subsidiary, LFB. In addition, the investment services activities of the Paris group, exercised through LFB and other subsidiaries of CFLF, primarily LFG (asset management), are subject to regulation and supervision by the Autorité des Marchés Financiers. Our business is also subject to regulation by non-U.S. governmental and regulatory bodies and self-regulatory authorities in other countries where we operate.

Our U.S. broker-dealer subsidiaries, including LFNy, are subject to the SEC’s uniform net capital rule, Rule 15c3-1 under the Securities Exchange Act of 1934, as amended (the “Exchange Act”), and the net capital rules of FINRA, which may limit our ability to make withdrawals of capital from our broker-dealer subsidiaries. The uniform net capital rule sets the minimum level of net capital a broker-dealer must maintain and also requires that a portion of its assets be relatively liquid. FINRA may prohibit a member firm from expanding its business or paying cash dividends if it would result in net capital falling below FINRA’s requirements. In addition, our broker-dealer subsidiaries are subject to certain notification requirements related to withdrawals of excess net capital. Our broker-dealer subsidiaries are also subject to regulations, including the USA PATRIOT Act of 2001, which impose obligations regarding the prevention and detection of money-laundering activities, including the establishment of customer due diligence and other compliance policies and procedures. Failure to comply with these requirements may result in monetary, regulatory and, in certain cases, criminal penalties.

Certain of our Asset Management subsidiaries are registered as investment advisors with the SEC. As registered investment advisors, each is subject to the requirements of the Investment Advisers Act and the SEC’s regulations thereunder. Such requirements relate to, among other things, the relationship between an advisor and its advisory clients, as well as general anti-fraud prohibitions. LAM serves as an advisor to several mutual funds which are registered under the Investment Company Act. The Investment Company Act regulates, among other things, the relationship between a mutual fund and its investment advisor (and other service providers) and prohibits or severely restricts principal transactions between an advisor and its advisory clients, imposes record-keeping and reporting requirements, disclosure requirements, limitations on trades where a single broker acts as the agent for both the buyer and seller (known as “agency cross”), and limitations on affiliated transactions and joint transactions. Lazard Asset Management Securities LLC, a subsidiary of LAM, serves as the underwriter or distributor for mutual funds and hedge funds managed by LAM, and as an introducing broker to Lazard Capital Markets LLC for unmanaged accounts of LAM’s private clients.

In addition, the Japanese Ministry of Finance and the Financial Supervisory Agency, the Korean Financial Supervisory Commission, as well as Australian and German banking authorities, among others, regulate various of our operating entities and also have capital standards and other requirements comparable to the rules of the SEC.

Regulators are empowered to conduct administrative proceedings that can result in censure, fine, the issuance of cease-and-desist orders or the suspension or expulsion or other disciplining of a broker-dealer or its directors, officers or employees.

Lazard Ltd is currently subject to supervision by the SEC as a Supervised Investment Bank Holding Company (“SIBHC”). As a SIBHC, Lazard Ltd is subject to group-wide supervision, which requires it to compute allowable capital and risk allowances on a consolidated basis. We believe that Lazard Ltd is the only institution currently subject to supervision by the SEC as a SIBHC. We are in discussions with the SEC and other authorities regarding the scope and nature of Lazard Ltd’s reporting and other obligations under the SIBHC program.

Table of Contents

On December 11, 2009, the U.S. House of Representatives passed The Wall Street Reform and Consumer Protection Act of 2009 (the “2009 Act”). The 2009 Act is currently pending in the U.S. Senate. We are not able to predict what action or changes, if any, will result from the Senate’s consideration of the 2009 Act. We currently are in the process of examining the potential impact of the 2009 Act on us and the SIBHC program, but, given the uncertainty of possible changes to the 2009 Act, we are not able to predict the ultimate effect on us and the SIBHC program.

Over the last several years, global financial markets have experienced extraordinary disruption and volatility. As a result, certain financial institutions around the world have failed and others have been forced to seek acquisition partners. The U.S. and other governments have taken unprecedented steps to try to stabilize the financial system, including investing in financial institutions. It is possible that the U.S. and other governments may take further actions in response to this situation, including expanding current or enacting new standards, requirements and rules that may be applicable to us and our subsidiaries. The effect of any such expanded or new standards, requirements and rules is uncertain and could have adverse consequences to our business and results of operations.

On October 3, 2008, the Emergency Economic Stabilization Act of 2008 was signed into law, pursuant to which the U.S. Secretary of the Treasury established the Troubled Asset Relief Program (“TARP”) in order to purchase certain troubled assets from qualifying financial institutions and to make capital investments in such financial institutions. We have neither sought nor received, and have no current intention of seeking, any funds pursuant to TARP, whether under the Capital Purchase Program, the Targeted Investment Program or otherwise.

Executive Officers of the Registrant

Set forth below are the name, age, present title, principal occupation and certain biographical information for each of our executive officers as of February 22, 2010, all of whom have been appointed by, and serve at the pleasure of, our board of directors.

Kenneth M. Jacobs, 51

Mr. Jacobs has served as Chairman and Chief Executive Officer of Lazard Ltd and Lazard Group LLC since November 2009. Mr. Jacobs served as a Managing Director of Lazard since 1991 and had been a deputy chairman of Lazard from January 2002 until November 2009. He has also served as Chief Executive Officer of Lazard North America since 2002. Mr. Jacobs initially joined Lazard in 1988. Mr. Jacobs is a member of the Board of Trustees of the University of Chicago and the Brookings Institution.

Michael J. Castellano, 63

Mr. Castellano has served as Chief Financial Officer of Lazard Ltd since May 2005. Mr. Castellano has served as a Managing Director and Chief Financial Officer of Lazard Group since August 2001. Prior to joining Lazard, Mr. Castellano held various senior management positions at Merrill Lynch & Co. from August 1991 to August 2001, including Senior Vice President—Chief Control Officer for Merrill Lynch’s capital markets businesses, Chairman of Merrill Lynch International Bank and Senior Vice President—Corporate Controller. Prior to joining Merrill Lynch & Co., Mr. Castellano was a partner with Deloitte & Touche where he served a number of investment banking clients over the course of his 24 years with the firm.

Scott D. Hoffman, 47

Mr. Hoffman has served as General Counsel of Lazard Ltd since May 2005. Mr. Hoffman has served as a Managing Director of Lazard Group since January 1999 and General Counsel of Lazard Group since January 2001. Mr. Hoffman previously served as Vice President and Assistant General Counsel from February 1994 to

Table of Contents

December 1997 and as a Director from January 1998 to December 1998. Prior to joining Lazard, Mr. Hoffman was an attorney at Cravath, Swaine & Moore LLP.

Alexander F. Stern, 43

Mr. Stern has served as Chief Operating Officer of Lazard Ltd and Lazard Group LLC since November 2008. He has served as a Managing Director since January 2002 and as the Firm's Global Head of Strategy since February 2006. Mr. Stern previously served as a Vice President in Lazard's Financial Advisory business from January 1998 to December 2000 and as a Director from January 2001 to December 2001. Mr. Stern initially joined Lazard in 1994 and previously held various positions with Patricof & Co. Ventures and IBM.

Charles G. Ward, III, 57

Mr. Ward has served as President of Lazard Ltd and Chairman of the Asset Management Group of Lazard Ltd since May 2005. Mr. Ward has served as President and a Managing Director of Lazard Group since February 2002. Prior to joining Lazard, he was variously the Head or Co-Head of Global Investment Banking and Private Equity of Credit Suisse First Boston, or "CSFB," from February 1994 to February 2002. Mr. Ward also served as a member of the Executive Board of CSFB from February 1994 to February 2002 and as President of CSFB from April 2000 to November 2000. Prior to joining CSFB, Mr. Ward co-founded Wasserstein Perella Group Inc. in February 1988 and served as President of Wasserstein Perella & Co. from January 1990 to February 1994. Prior to serving at Wasserstein Perella & Co., Mr. Ward was Co-Head of Mergers and Acquisitions and the Media Group at The First Boston Corporation where he worked from July 1979 to February 1988. Mr. Ward served on the board of directors of Sapphire Industrials Corp. until January 2010.

Where You Can Find Additional Information

Lazard Ltd files current, annual and quarterly reports, proxy statements and other information required by the Exchange Act, with the SEC. You may read and copy any document the company files at the SEC's public reference room located at 100 F Street, N.E., Washington, D.C. 20549, U.S.A. Please call the SEC at 1-800-SEC-0330 for further information on the public reference room. The Company's SEC filings are also available to the public from the SEC's internet site at <http://www.sec.gov>. Copies of these reports, proxy statements and other information can also be inspected at the offices of the New York Stock Exchange, Inc., 20 Broad Street, New York, New York 10005, U.S.A.

Our public internet site is <http://www.lazard.com>. and the investor relations SEC filings section of our public internet site is located at <http://www.lazard.com/InvestorRelations/SEC-Filings.aspx>. We will make available free of charge, on or through the investor relations section of our internet site, our annual reports on Form 10-K, quarterly reports on Form 10-Q, current reports on Form 8-K, proxy statements and Forms 3, 4 and 5 filed on behalf of directors and executive officers and any amendments to those reports filed or furnished pursuant to the Exchange Act as soon as reasonably practicable after we electronically file such material with, or furnish it to, the SEC. Also posted on our website, and available in print upon request of any shareholder to the Investor Relations Department, are charters for the Company's Audit Committee, Compensation Committee and Nominating & Governance Committee. Copies of these charters and our Corporate Governance Guidelines and Code of Business Conduct and Ethics governing our directors, officers and employees are also posted on our website in the "Corporate Governance" section.

ITEM 1A. RISK FACTORS

You should carefully consider the following risks and all of the other information set forth in this Form 10-K, including our consolidated financial statements and related notes. The risk factors set forth below primarily relate to the business of Lazard Group. These risks also affect Lazard Ltd because Lazard Ltd has no material assets as of December 31, 2009 other than indirect ownership of approximately 74.5% of the common membership interests in Lazard Group and its controlling interest in Lazard Group. The following risks comprise material risks of which we are aware. If any of the events or developments described below actually occurred, our business, financial condition or results of operations would likely suffer.

Risks Relating to the Financial Services Industry and Financial Markets

The U.S. and global capital markets and the economy generally have experienced significant deterioration and volatility over the past several years, which has had negative repercussions on the global economy and, as a result, could present new challenges for our business.

Commencing in 2007 and continuing through 2009, certain adverse financial developments have impacted the U.S. and global capital markets. These developments include a general slowing of economic growth both in the U.S. and globally, substantial volatility in equity securities markets, and volatility and tightening of liquidity in credit markets. In addition, concerns over increasing unemployment levels, declining business and consumer confidence, volatile energy costs, geopolitical issues and a declining real estate market in the U.S. and elsewhere have contributed to increased volatility and diminished expectations for the economy and the markets going forward. In some cases, the global capital markets have produced downward pressure on stock prices and credit capacity for certain issuers without regard to those issuers' underlying financial strength. If current levels of market disruption and volatility continue or worsen, our business may continue to be adversely affected, which may have a material impact on our business and results of operations.

Current disruption and volatility in global financial markets might continue and governments may take further measures to intervene.

Over the last several years, global financial markets have experienced extraordinary disruption and volatility. As a result, certain financial institutions around the world have failed and others have been forced to seek acquisition partners. The U.S. and other governments have taken unprecedented steps to try to stabilize the financial system, including investing in financial institutions. The overall effects of these and other legislative and regulatory initiatives on the financial markets is uncertain, and they may not have the intended stabilization effects. Should these or other legislative or regulatory initiatives fail to stabilize and add liquidity to the financial markets or have other adverse consequences, our business and results of operations could be adversely affected.

The soundness of our clients and other financial institutions could adversely affect us.

We have exposure to many different industries, products and counterparties, and we routinely execute transactions with counterparties in the financial services industry, including brokers and dealers, commercial banks, investment banks, mutual and hedge funds, and other institutional clients. Many of these transactions expose us to credit risk in the event of default of our counterparty or client. In addition, our credit risk may be exacerbated when the collateral held by us cannot be fully realized or is liquidated at prices not sufficient to recover the full amount of the loan or derivative exposure due us.

Our share price may decline due to the large number of our common shares eligible for future sale and for exchange.

As of February 19, 2010, we estimate that a large number of our shares of common stock may become available for sale during the 2010 fiscal year, including approximately 23.0 million shares consisting of (i) approximately 18.7 million shares that will become available for issuance in exchange for the exchangeable interests of LAZ-MD Holdings LLC (an entity owned by Lazard Group's current and former managing directors) ("LAZ-MD Holdings") of which approximately 3.3 million shares are held by the Estate of Bruce Wasserstein (our former Chairman and Chief Executive Officer) and related trusts and (ii) approximately 4.3 million shares underlying the restricted stock units ("RSUs") granted pursuant to our 2005 Equity Incentive Plan (the "2005 Plan") and our 2008 Incentive Compensation Plan (the "2008 Plan") expected to vest principally in March 2010, including shares underlying RSUs held by certain of our retirement eligible employees. In addition, other shares that may become, or currently are, available for sale during the 2010 fiscal year, include (i) approximately 8.3 million shares that are concurrently issuable in exchange for LAZ-MD Holdings exchangeable interests, but have not yet been exchanged (of which approximately 6.6 million shares are issuable to the Estate of Bruce Wasserstein and related trusts), (ii) up to approximately 2.2 million shares previously issued in exchange for LAZ-MD Holdings exchangeable interests that may not have all been sold and (iii) approximately 1.8 million shares of our common stock which are held by the Estate of Bruce Wasserstein and related trusts.

Table of Contents

LAZ-MD Holdings exchangeable interests are effectively exchangeable into our common stock, and thereafter that common stock will become available for sale in significant numbers. From time to time, we expect to register the shares received by the members of LAZ-MD Holdings pursuant to the exchange of LAZ-MD Holdings exchangeable interests for resale by such members. Persons exchanging their LAZ-MD Holdings exchangeable interests are likely to sell all or a portion of their common stock promptly after exchange to provide liquidity, to cover any taxes that may be payable upon such exchange or to diversify their portfolios.

As of December 31, 2009, our authorized and unissued shares of common stock include (i) approximately 31.5 million shares of our common stock underlying the outstanding LAZ-MD Holdings exchangeable membership interests, (ii) approximately 23.4 million and approximately 103 thousand shares of our common stock underlying the RSUs and deferred stock units (“DSUs”), respectively, that have been granted pursuant to our 2005 Plan and our 2008 Plan, (iii) approximately 2.6 million shares of our common stock issuable or otherwise deliverable upon conversion of our outstanding \$150 million subordinated convertible note, and (iv) approximately 2.2 million shares of our common stock that are issuable in connection with the LAM Merger (the “LAM Merger”) (see Note 8 of Notes to Consolidated Financial Statements). In addition, the following shares are issuable in connection with the acquisitions of CWC, GAHL and Edgewater: (A) approximately 662 thousand shares of our common stock that are issuable on a non-contingent basis, (B) shares of our common stock that are issuable upon the noncontingent conversion of approximately 7 thousand shares of our Series A preferred stock, with the number of shares of our common stock dependent, in part, upon future prices of our common stock, (C) approximately 949 thousand shares of our common stock that are contingently issuable and approximately 20 thousand shares of our Series A preferred stock that are contingently convertible into shares of our common stock, with the number of such shares of our common stock dependent upon the future performance of GAHL and CWC and (D) up to approximately 1.1 million shares of our common stock issuable in connection with the Edgewater acquisition, which shares will be issued and paid only if certain performance thresholds for the next two Edgewater funds are met.

We cannot predict whether, when and how many of our common shares will be sold into the market and the effect, if any, that the possibility of market sales of shares of our common stock, the actual sale of such shares or the availability of such shares will have on the market price of our common stock or our ability to raise capital through the issuance of equity securities from time to time.

Other Business Risks

Our ability to retain our managing directors and other key professional employees is critical to the success of our business, including maintaining compensation levels at an appropriate level of costs, and failure to do so may materially adversely affect our results of operations and financial position.

Our people are our most important resource. We must retain the services of our managing directors and other key professional employees, and strategically recruit and hire new talented employees, to obtain and successfully execute the advisory and asset management engagements that generate substantially all our revenue.

Lazard Group has experienced several significant events in recent years, including our transformation from a private to a public company. In general, our industry continues to experience change and exerts competitive pressures for retaining top talent, which makes it more difficult for us to retain professionals. If any of our managing directors and other key professional employees were to join an existing competitor, form a competing company or otherwise leave us, some of our clients could choose to use the services of that competitor or some other competitor instead of our services. The employment arrangements, non-competition agreements and retention agreements we have or will enter into with our managing directors and other key professional employees may not prevent our managing directors and other key professional employees from resigning from practice or competing against us. In addition, these arrangements and agreements have a limited duration and will expire after a certain period of time. We continue to be subject to intense competition in the financial services industry regarding the recruitment and retention of key professionals, and have experienced departures from and added to our professional ranks as a result. Changes to our employee compensation arrangements, such as

Table of Contents

changes to the composition between cash and deferred compensation, may result in increased compensation and benefits expense in a particular year. Our compensation levels, results of operations and financial position may be significantly affected by many factors, including general economic and market conditions, our operating and financial performance, staffing levels and competitive pay conditions.

Difficult market conditions can adversely affect our business in many ways, including by reducing the volume of the transactions involving our Financial Advisory business and reducing the value or performance of the assets we manage in our Asset Management business, which, in each case, could materially reduce our revenue or income and adversely affect our financial position.

As a financial services firm, our businesses are materially affected by conditions in the global financial markets and economic conditions throughout the world. The financial environment in the U.S. and globally has been volatile during the last several years and challenging market conditions have persisted. Unfavorable economic and market conditions can adversely affect our financial performance in both the Financial Advisory and Asset Management businesses, as demonstrated in the past several years.

For example, revenue generated by our Financial Advisory business is directly related to the volume and value of the transactions in which we are involved. During periods of unfavorable market or economic conditions, the volume and value of M&A transactions may decrease, thereby reducing the demand for our Financial Advisory services and increasing price competition among financial services companies seeking such engagements. Our results of operations would be adversely affected by any such reduction in the volume or value of M&A transactions. In addition, our profitability would be adversely affected due to our fixed costs and the possibility that we would be unable to scale back other costs within a timeframe sufficient to offset any decreases in revenue relating to changes in market and economic conditions. The future market and economic climate may deteriorate because of many factors, including possible increases in interest rates or inflation, terrorism or political uncertainty.

Within our Financial Advisory business, we have typically seen that, during periods of economic strength and growth, our Mergers and Acquisitions practice historically has been more active and our Restructuring practice has been less active. Conversely, during periods of economic weakness and slowdown, we typically have seen that our Restructuring practice has been more active and our Mergers and Acquisitions practice has been less active. As a result, our revenue from our Restructuring practice has tended to correlate negatively to our revenue from our Mergers and Acquisitions practice over the course of business cycles. These trends are cyclical in nature and subject to periodic reversal. However, these trends do not cancel out the impact of economic conditions in our Financial Advisory business, which may be adversely affected by a downturn in economic conditions leading to decreased Mergers and Acquisitions practice activity, notwithstanding improvements in our Restructuring practice. Moreover, revenue improvements in our Mergers and Acquisitions practice in strong economic conditions could be offset in whole or in part by any related revenue declines in our Restructuring practice. While we generally have experienced a counter-cyclical relationship between our Mergers and Acquisitions practice and our Restructuring practice, this relationship may not continue in the future.

Our Asset Management business also would be expected to generate lower revenue in a market or general economic downturn. Under our Asset Management business' arrangements, investment advisory fees we receive typically are based on the market value of AUM. Accordingly, a decline in the prices of securities, such as that which occurred on a global basis in 2008, would be expected to cause our revenue and income to decline by:

- causing the value of our AUM to decrease, which would result in lower investment advisory fees,
- causing some of our clients to withdraw funds from our Asset Management business due to the uncertainty or volatility in the market, which would also result in lower investment advisory fees,
- causing some of our clients or prospective clients to hesitate in allocating assets to our Asset Management business due to the uncertainty or volatility in the market, which would also result in lower investment advisory fees,

Table of Contents

- causing negative absolute performance returns for some accounts which have performance-based incentive fees, which would result in a reduction of revenue from such fees, or
- causing some of our clients to withdraw funds from our Asset Management business in favor of investments they perceive as offering greater opportunity or lower risk, which also would result in lower investment advisory fees.

If our Asset Management revenue declines without a commensurate reduction in our expenses, our net income will be reduced. In addition, in the event of a market downturn, our alternative investment and private equity practice also may be impacted by reduced exit opportunities in which to realize the value of its investments.

A majority of our revenue is derived from Financial Advisory fees, which are not long-term contracted sources of revenue and are subject to intense competition, and declines in our Financial Advisory engagements could have a material adverse effect on our financial condition and results of operations.

We historically have earned a substantial portion of our revenue from advisory fees paid to us by our Financial Advisory clients, which fees usually are payable upon the successful completion of a particular transaction or restructuring. For example, for the year ended December 31, 2009, Financial Advisory services accounted for approximately 65% of our consolidated net revenue. We expect that we will continue to rely on Financial Advisory fees for a substantial portion of our revenue for the foreseeable future, and a decline in our advisory engagements or the market for advisory services would adversely affect our business, financial condition and results of operations.

In addition, we operate in a highly competitive environment where typically there are no long-term contracted sources of revenue. Each revenue-generating engagement typically is separately awarded and negotiated. Furthermore, many businesses do not routinely engage in transactions requiring our services and, as a consequence, our fee paying engagements with many clients are not likely to be predictable. We also lose clients each year as a result of the sale or merger of a client, a change in a client's senior management, competition from other financial advisors and financial institutions, and other causes. As a result, our engagements with clients are constantly changing and our Financial Advisory fees could decline quickly due to the factors discussed above.

There will not be a consistent pattern in our financial results from period to period, which may make it difficult for us to achieve steady earnings growth on a quarterly basis.

We experience significant fluctuations in quarterly revenue and profits. These fluctuations generally can be attributed to the fact that we earn a significant portion of our Financial Advisory revenue upon the successful completion of a merger or acquisition transaction or a restructuring, the timing of which is uncertain and is not subject to our control. In addition, our Asset Management revenue is particularly sensitive to fluctuations in our AUM. Asset Management fees are often based on AUM as of the end of a quarter or month. As a result, a reduction in assets at the end of a quarter or month (as a result of market depreciation, withdrawals or otherwise) will result in a decrease in management fees. Similarly, timing of flows, contributions and withdrawals are often out of our control and may be inconsistent from quarter to quarter. As a result of quarterly fluctuations, it may be difficult for us to achieve steady earnings growth on a quarterly basis.

In many cases, we are paid for advisory engagements only upon the successful consummation of the underlying merger or acquisition transaction or restructuring. As a result, our Financial Advisory business is highly dependent on market conditions and the decisions and actions of our clients, interested third parties and governmental authorities. For example, a client could delay or terminate an acquisition transaction because of a failure to agree upon final terms with the counterparty, failure to obtain necessary regulatory consents or board of directors or stockholder approval, failure to secure necessary financing, adverse market conditions or because the target's business is experiencing unexpected operating or financial problems. Anticipated bidders for assets of a client during a restructuring transaction may not materialize or our client may not be able to restructure its operations or indebtedness, for example, due to a failure to reach agreement with its principal creditors. In

Table of Contents

addition, a bankruptcy court may deny our right to collect a “success” or “completion” fee. In these circumstances, other than in engagements where we receive monthly retainers, we often do not receive any advisory fees other than the reimbursement of certain expenses despite the fact that we devote resources to these transactions. Accordingly, the failure of one or more transactions to close either as anticipated or at all could materially adversely affect our business, financial condition or results of operations. For more information, see “Management’s Discussion and Analysis of Financial Condition and Results of Operations.”

If the number of debt defaults, bankruptcies or other factors affecting demand for our Restructuring services declines, or we lose business to certain new entrants to the restructuring advisory practice who are no longer precluded from offering such services due to changes to the U.S. Bankruptcy Code, our Restructuring practice’s revenue could suffer.

We provide various restructuring and restructuring-related advice to companies in financial distress or to their creditors or other stakeholders. Historically, the fees from restructuring related services have been a significant part of our Financial Advisory revenue. A number of factors could affect demand for these advisory services, including improving general economic conditions, the availability and cost of debt and equity financing and changes to laws, rules and regulations, including deregulation or privatization of particular industries and those that protect creditors.

Section 327 of the U.S. Bankruptcy Code requires that “disinterested persons” be employed in a restructuring. The definition of “disinterested persons” has been modified. As previously in effect, certain of our competitors were disqualified from being employed in restructurings as a result of their status as an underwriter of securities. This basis for disqualification, however, no longer applies. Historically, we were not often disqualified from obtaining a role in a restructuring because we have not been a significant underwriter of securities. The change of the “disinterested persons” definition allows for more financial services firms to compete for restructuring engagements and make recruiting and retaining of professionals more difficult. If our competitors succeed in being retained in new restructuring engagements or in hiring our restructuring professionals, our Restructuring practice, and thereby our results of operations, could be materially adversely affected.

We could lose clients and suffer a decline in our Asset Management revenue and earnings if the investments we choose in our Asset Management business perform poorly or if we lose key employees, regardless of overall trends in the prices of securities.

Investment performance affects our AUM relating to existing clients and is one of the most important factors in retaining clients and competing for new Asset Management business. Poor investment performance could impair our revenue and growth because:

- existing clients might withdraw funds from our Asset Management business in favor of better performing products, which would result in lower investment advisory fees,
- our incentive fees, which provide us with a set percentage of returns on some alternative investment and private equity funds and other accounts, would decline,
- third-party financial intermediaries, advisors or consultants may rate our products poorly, which may result in client withdrawals and reduced asset flows from these third parties or their clients, or
- firms with which we have strategic alliances may terminate such relationships with us, and future strategic alliances may be unavailable.

If key employees were to leave our Asset Management business, whether to join a competitor or otherwise, we may suffer a decline in revenue or earnings and suffer an adverse effect on our financial position. Loss of key employees may occur due to perceived opportunity for promotion, increased compensation, work environment or other individual reasons, some of which may be beyond our control.

Table of Contents

Our investment style in our Asset Management business may underperform other investment approaches, which may result in significant client or asset departures, or a reduction in AUM.

Even when securities prices are rising generally, performance can be affected by investment style. Many of the equity investment strategies in our Asset Management business share a common investment orientation towards fundamental security selection. We believe this style tends to outperform the market in some market environments and underperform it in others. In particular, a prolonged growth environment may cause certain investment strategies to go out of favor with some clients, advisers, consultants or third-party intermediaries. In combination with poor performance relative to peers, changes in personnel, extensive periods in particular market environments or other difficulties, this may result in significant client or asset departures or a reduction in AUM.

Because our clients can remove the assets we manage on short notice, we may experience unexpected declines in revenue and profitability.

Our investment advisory contracts are generally terminable upon very short notice. Institutional and individual clients, and firms with which we have strategic alliances, can terminate their relationship with us, reduce the aggregate amount of AUM or shift their funds to other types of accounts with different rate structures for a number of reasons, including investment performance, changes in prevailing interest rates and financial market performance. Poor performance relative to other investment management firms tends to result in decreased investments in our investment products, increased redemptions of our investment products, and the loss of institutional or individual accounts or strategic alliances. In addition, the ability to terminate relationships may allow clients to renegotiate for lower fees paid for asset management services.

In addition, in the U.S., as required by the Investment Company Act, each of our investment advisory contracts with the mutual funds we advise or subadvise automatically terminates upon its “assignment.” Each of our other investment advisory contracts subject to the provisions of the Investment Advisers Act provide, as required by the act, that the contract may not be “assigned” without the consent of the customer. A sale of a sufficiently large block of shares of our voting securities or other transactions could be deemed an “assignment” in certain circumstances. An assignment, actual or constructive, would trigger these termination provisions and could adversely affect our ability to continue managing client accounts.

Access to clients through intermediaries is important to our Asset Management business, and reductions in referrals from such intermediaries or poor reviews of our products or our organization by such intermediaries could materially reduce our revenue and impair our ability to attract new clients.

Our ability to market our Asset Management services relies in part on receiving mandates from the client base of national and regional securities firms, banks, insurance companies, defined contribution plan administrators, investment consultants and other intermediaries. To an increasing extent, our Asset Management business uses referrals from accountants, lawyers, financial planners and other professional advisors. The inability to have this access could materially adversely affect our Asset Management business. In addition, many of these intermediaries review and evaluate our products and our organization. Poor reviews or evaluations of either the particular product or of us may result in client withdrawals or an inability to attract new assets through such intermediaries.

Our historical investment activities involve increased levels of investments in relatively high-risk, illiquid assets, and we may lose some or all of the principal amount that we invest in these activities or fail to realize any profits from these activities for a considerable period of time.

We intend to expand our participation in alternative investment activities through investments in new and successor funds, and we may exercise our option under the business alliance agreement between Lazard Group and LFCM Holdings to acquire the alternative investment business and related principal investments from LFCM Holdings in North America (see Note 10 of Notes to Consolidated Financial Statements for a description of the CP II MgmtCo Spin-Off, the exercise of the option to acquire the European fund management activities of Lazard Alternative Investments Holdings LLC and related transactions, including the February 2009 amendment

Table of Contents

to the business alliance agreement to remove certain restrictions on the Company engaging in private equity businesses in North America). In addition, during July 2009, the Company established a private equity business with Edgewater.

The revenue from this business is derived primarily from management fees calculated as a percentage of AUM and incentive fees, which are earned if investments are profitable over a specified threshold. Our ability to form new alternative investment funds is subject to a number of uncertainties, including past performance of our funds, market or economic conditions, competition from other fund managers and the ability to negotiate terms with major investors. In addition, the payments we are entitled to receive from LFCM Holdings under the terms of the business alliance agreement in respect of our continued involvement with LFCM Holdings are based on the carried interests received in connection with LFCM Holdings-managed funds.

In addition, we have made, and in the future may make, principal investments in public or private companies or in alternative investments (including private equity funds and special purpose acquisition companies) established by us or by LFCM Holdings and continue to hold principal investments directly or through several funds managed by LFCM Holdings. Making principal investments is risky, and we may lose some or all of the principal amount of our investments. Certain of these types of investments may be in relatively high-risk, illiquid assets. Because it may take several years before attractive alternative investment opportunities are identified, some or all of the capital committed by us to these funds is likely to be invested in government securities, other short-term, highly rated debt securities and money market funds that traditionally have offered investors relatively lower returns. In addition, these investments may be adjusted for accounting purposes to fair value at the end of each quarter, and our allocable share of any such gains or losses will affect our revenue, even though such fair value fluctuations may have no cash impact, which could increase the volatility of our earnings. It takes a substantial period of time to identify attractive alternative investment opportunities, to raise all the funds needed to make an investment and then to realize the cash value of an investment through resale. Even if an alternative investment proves to be profitable, it may be several years or longer before any profits can be realized in cash or other proceeds.

Our results of operations may be affected by market fluctuations related to positions held in our investment portfolios.

We invest capital in corporate and non-U.S. government debt securities in conjunction with the commercial banking activities of LFB and in equities in order to seed LAM equity and alternative investment funds, and for general corporate purposes. Such investments are subject to market fluctuations due to changes in the market prices of securities, interest rates or other market factors, such as liquidity. These investments are adjusted for accounting purposes to fair market value at the end of each quarter regardless of our intended holding period and, to the extent the related gains or losses are not reflected in “accumulated other comprehensive income (loss), net of tax” (“AOCI”), such gains or losses will affect our revenue and therefore may increase the volatility of our earnings, even though such gains or losses may not be realized. Furthermore, any unrealized losses reflected in AOCI that are deemed other than temporary would be reclassified into earnings.

We face strong competition from financial services firms, many of whom have the ability to offer clients a wider range of products and services than we can offer, which could lead to pricing pressures that could materially adversely affect our revenue and profitability.

The financial services industry is intensely competitive, and we expect it to remain so. We compete on the basis of a number of factors, including the quality of our employees, transaction execution, our products and services, innovation, reputation and price. We have experienced intense fee competition in some of our businesses in recent years, and we believe that we may experience pricing pressures in these and other areas in the future as some of our competitors seek to obtain increased market share by reducing fees.

We face increased competition due to a trend toward consolidation. In recent years, there has been substantial consolidation and convergence among companies in the financial services industry. In particular, a number of large commercial banks, insurance companies and other broad-based financial services firms have

Table of Contents

established or acquired broker-dealers or have merged with other financial institutions. This trend was amplified in connection with the unprecedented disruption and volatility in the financial markets during the past several years and, as a result, a number of financial services companies have merged, been acquired or have fundamentally changed their respective business models. Many of these firms have the ability to offer a wide range of products, from loans, deposit-taking and insurance to brokerage, asset management and investment banking services, which may enhance their competitive position. They also have the ability to support investment banking, including financial advisory services, with commercial banking, insurance and other financial services in an effort to gain market share, which could result in pricing pressure in our businesses.

An inability to access the debt and equity capital markets as a result of our debt obligations, credit ratings or other factors could impair our liquidity, increase our borrowing costs or otherwise adversely affect our competitive position or results of operations.

As of December 31, 2009, Lazard Group and its subsidiaries had approximately \$1.3 billion in debt (including capital lease obligations) outstanding, of which \$539 million and \$548 million relate to Lazard Group senior notes that mature in 2015 and 2017, respectively. This debt has certain mandated payment obligations, which may constrain our ability to operate our business. In addition, in the future we may need to incur debt or issue equity in order to fund our working capital requirements or refinance existing indebtedness, as well as to make acquisitions and other investments. The amount of our debt obligations may impair our ability to raise debt or issue equity for financing purposes. Our access to funds also may be impaired if regulatory authorities take significant action against us, or if we discover that any of our employees had engaged in serious unauthorized or illegal activity. In addition, our borrowing costs and our access to the debt capital markets depend significantly on our credit ratings. These ratings are assigned by rating agencies, which may reduce or withdraw their ratings or place us on “credit watch” with negative implications at any time. See “Management’s Discussion and Analysis of Financial Condition and Results of Operations.”

We may pursue acquisitions or joint ventures that could present unforeseen integration obstacles or costs.

We routinely assess our strategic position and may in the future seek acquisitions or other transactions to further enhance our competitive position. We have in the past pursued joint ventures and other transactions aimed at expanding the geography and scope of our operations. During 2007, we acquired all of the outstanding ownership interests of GAHL and CWC, we entered into a joint cooperation agreement with Raiffeisen and we entered into a shareholders agreement to acquire a 50% interest in MBA, with this transaction closing on January 31, 2008. During 2008, Lazard Group formed a strategic partnership with Apollo for private equity investments in Europe. During 2009, we established a private equity business with Edgewater. We expect to continue to explore acquisitions and partnership or strategic alliance opportunities that we believe to be attractive.

Acquisitions and joint ventures involve a number of risks and present financial, managerial and operational challenges, including potential disruption of our ongoing business and distraction of management, difficulty with integrating personnel and financial and other systems, hiring additional management and other critical personnel and increasing the scope, geographic diversity and complexity of our operations. Our clients may react unfavorably to our acquisition and joint venture strategy, we may not realize any anticipated benefits from acquisitions, we may be exposed to additional liabilities of any acquired business or joint venture, and we may not be able to renew on similar terms (or at all) previously successful joint ventures or similar arrangements, any of which could materially adversely affect our revenue and results of operations.

Employee misconduct could harm us by impairing our ability to attract and retain clients and subjecting us to significant legal liability and reputational harm, and this type of misconduct is difficult to detect and deter.

There have been a number of highly publicized cases involving fraud or other misconduct by employees in the financial services industry generally, and we run the risk that employee misconduct could occur in our

Table of Contents

business as well. For example, misconduct by employees could involve the improper use or disclosure of confidential information, which could result in regulatory sanctions and serious reputational or financial harm. Our Financial Advisory business often requires that we deal with client confidences of great significance to our clients, improper use of which may harm our clients or our relationships with our clients. Any breach of our clients' confidences as a result of employee misconduct may impair our ability to attract and retain Financial Advisory clients and may subject us to liability. Similarly, in our Asset Management business, we have authority over client assets, and we may, from time to time, have custody of such assets. In addition, we often have discretion to trade client assets on the client's behalf and must do so acting in the best interests of the client. As a result, we are subject to a number of obligations and standards, and the violation of those obligations or standards may adversely affect our clients and us. It is difficult to deter employee misconduct, and the precautions we take to detect and prevent this activity may not be effective in all cases.

The financial services industry faces substantial litigation and regulatory risks, and we may face damage to our professional reputation and legal liability if our services are not regarded as satisfactory or for other reasons.

As a financial services firm, we depend to a large extent on our relationships with our clients and our reputation for integrity and high-caliber professional services to attract and retain clients. As a result, if a client is not satisfied with our services, such dissatisfaction may be more damaging to our business than to other types of businesses. Moreover, our role as advisor to our clients on important M&A or restructuring transactions involves complex analysis and the exercise of professional judgment, including, if appropriate, rendering "fairness opinions" in connection with mergers and other transactions.

In recent years, the volume of claims and amount of damages claimed in litigation and regulatory proceedings against financial advisors has been increasing. These risks have increased as a result of the extreme turmoil and volatility that the global financial markets generally, and financial institutions in particular, have experienced over the past several years. Our Financial Advisory activities may subject us to the risk of significant legal actions by our clients and third parties, including our clients' stockholders, under securities or other laws for allegations relating to materially false or misleading statements made in connection with securities and other transactions and potential liability for the fairness opinions and other advice provided to participants in corporate transactions. In our Asset Management business, we make investment decisions on behalf of our clients which could result in substantial losses. This also may subject us to the risk of legal actions alleging negligence, misconduct, breach of fiduciary duty or breach of contract. These risks often may be difficult to assess or quantify and their existence and magnitude often remain unknown for substantial periods of time. Our engagements typically include broad indemnities from our clients and provisions designed to limit our exposure to legal claims relating to our services, but these provisions may not protect us or may not be adhered to in all cases. We also are subject to claims arising from disputes with employees for alleged discrimination or harassment, among other things. These risks often may be difficult to assess or quantify, and their existence and magnitude often remain unknown for substantial periods of time. As a result, we may incur significant legal expenses in defending against litigation. Substantial legal liability or significant regulatory action against us could materially adversely affect our business, financial condition or results of operations or cause significant reputational harm to us, which could seriously harm our business.

Other operational risks may disrupt our businesses, result in regulatory action against us or limit our growth.

Our business is dependent on communications and information systems, including those of our vendors. Any failure or interruption of these systems, whether caused by fire, other natural disaster, power or telecommunications failure, act of terrorism or war or otherwise, could materially adversely affect our operating results. Although back-up systems are in place, our back-up procedures and capabilities in the event of a failure or interruption may not be adequate.

Particularly in our Asset Management business, we rely heavily on our financial, accounting, trading, compliance and other data processing systems, and those of our third party vendors or service providers who

Table of Contents

support these functions. We expect that we will need to review whether to continue to upgrade and expand the capabilities of these systems in the future to avoid disruption of, or constraints on, our operations. However, if any of these systems do not operate properly or are disabled, we could suffer financial loss, a disruption of our businesses, liability to clients, regulatory intervention or reputational damage. The inability of our systems (or those of our vendors or service providers) to accommodate an increasing volume of transactions also could constrain our ability to expand our businesses.

Extensive regulation of our businesses limits our activities and results in ongoing exposure to the potential for significant penalties, including fines or limitations on our ability to conduct our businesses.

The financial services industry is subject to extensive regulation. We are subject to regulation by governmental and self-regulatory organizations in the jurisdictions in which we operate around the world. Many of these regulators, including U.S. and non-U.S. government agencies and self-regulatory organizations, as well as state securities commissions in the U.S., are empowered to conduct administrative proceedings that can result in censure, fine, the issuance of cease-and-desist orders or the suspension or expulsion of a broker-dealer from registration or membership. The requirements imposed by our regulators are designed to ensure the integrity of the financial markets and to protect customers and other third parties who deal with us and are not designed to protect our stockholders. Consequently, these regulations often serve to limit our activities, including through net capital, customer protection and market conduct requirements.

We face the risk of significant intervention by regulatory authorities, including extended investigation and surveillance activity, adoption of costly or restrictive new regulations and judicial or administrative proceedings that may result in substantial penalties. Among other things, we could be fined or be prohibited from engaging in some of our business activities. In addition, the regulatory environment in which we operate is subject to modifications and further regulation. New laws or regulations or changes in the enforcement of existing laws or regulations applicable to us and our clients also may adversely affect our business, and our ability to function in this environment will depend on our ability to constantly monitor and react to these changes.

Over the last several years, global financial markets have experienced extraordinary disruption and volatility. As a result, certain financial institutions around the world have failed and others have been forced to seek acquisition partners. It is possible that the U.S. and other governments may take further actions in response to this situation, including expanding current or enacting new standards, requirements and rules that may be applicable to us and our subsidiaries. The effect of any such expanded or new standards, requirements and rules is uncertain and could have adverse consequences to our business and results of operations. For example, on December 11, 2009, the U.S. House of Representatives passed the 2009 Act. The 2009 Act is currently pending in the U.S. Senate. We are not able to predict what action or changes, if any, will result from the Senate's consideration of the 2009 Act. We currently are in the process of examining the impact of the 2009 Act on us, but, given the uncertainty of possible changes to the 2009 Act, we are not able to predict the ultimate effect on us.

The regulatory environment in which our clients operate may also impact our business. For example, changes in antitrust laws or the enforcement of antitrust laws could affect the level of M&A activity and changes in state laws may limit investment activities of state pension plans.

For asset management businesses in general, there have been a number of highly publicized cases involving fraud or other misconduct by employees of asset management firms, as well as industry-wide regulatory inquiries. These cases and inquiries have resulted in increased scrutiny in the industry and may result in new rules and regulations for mutual funds, hedge funds and their investment managers. This regulatory scrutiny and these rulemaking initiatives may result in an increase in operational and compliance costs or the risk of assessment of significant fines or penalties against our Asset Management business, and may otherwise limit our ability to engage in certain activities.

Financial services firms are subject to numerous conflicts of interest or perceived conflicts. We have adopted various policies, controls and procedures to address or limit actual or perceived conflicts and regularly

Table of Contents

seek to review and update our policies, controls and procedures. However, these policies and procedures may result in increased costs, additional operational personnel and increased regulatory risk. Failure to adhere to these policies and procedures may result in regulatory sanctions or client litigation.

Specific regulatory changes also may have a direct impact on the revenue of our Asset Management business. In addition to regulatory scrutiny and potential fines and sanctions, regulators continue to examine different aspects of the asset management industry. For example, the use of “soft dollars,” where a portion of commissions paid to broker-dealers in connection with the execution of trades also pays for research and other services provided to advisors, is periodically reexamined and may in the future be limited or modified. Although a substantial portion of the research relied on by our Asset Management business in the investment decision-making process is generated internally by our investment analysts, external research, including external research paid for with soft dollars, is important to the process. This external research generally is used for information gathering or verification purposes, and includes broker-provided research, as well as third-party provided databases and research services. For the year ended December 31, 2009, our Asset Management business obtained research and other services through third-party soft dollar arrangements, the total cost of which we estimate to be approximately \$19 million. If the use of soft dollars is limited, we may have to bear some of these costs. In addition, new regulations regarding the management of hedge funds and the use of certain investment products may impact our Asset Management business and result in increased costs. For example, many regulators around the world adopted restrictions or prohibitions on the short selling of certain securities and requirements to report short positions and transactions. In addition, legislators around the world are exploring regulatory changes and additional oversight of the financial industry generally. The impact of these proposed changes on the Company are uncertain. These regulatory changes and other proposed or potential changes may result in a reduction of revenue associated with our Asset Management business.

See “Business—Regulation” for a further discussion of the regulatory environment in which we conduct our businesses.

Fluctuations in foreign currency exchange rates could reduce our stockholders’ equity and net income or negatively impact the portfolios of our Asset Management clients and may affect the levels of our AUM.

We are exposed to fluctuations in foreign currencies. Our financial statements are denominated in U.S. dollars and, for the year ended December 31, 2009, we received approximately 47% of our consolidated net revenue in other currencies, predominantly in euros and British pounds. In addition, we pay a significant amount of our expenses in such other currencies. The exchange rates of these currencies versus the U.S. dollar affects the carrying value of our assets and liabilities as well as our net income. We do not generally hedge such foreign currency exchange rate exposure arising in our subsidiaries outside of the U.S. Fluctuations in foreign currency exchange rates may also make period to period comparisons of our results of operations difficult.

Foreign currency fluctuations also can impact the portfolios of our Asset Management clients. Client portfolios are invested in securities across the globe, although most portfolios are in a single base currency. Foreign currency fluctuations can adversely impact investment performance for a client’s portfolio. In addition, foreign currency fluctuations may affect the levels of our AUM. As our AUM include significant assets that are denominated in currencies other than U.S. dollars, an increase in the value of the U.S. dollar relative to non-U.S. currencies may result in a decrease in the dollar value of our AUM, which, in turn, would result in lower U.S. dollar-denominated revenue in our Asset Management business. While this risk may be limited by foreign currency hedging, some risks cannot be hedged and our hedging activity may not be successful. Poor performance may result in decreased AUM, including as a result of withdrawal of client assets or a decrease in new assets being raised in the relevant product.

See Note 16 of Notes to Consolidated Financial Statements for additional information regarding the impact on stockholders’ equity from currency translation adjustments.

Table of Contents

Our only material asset is our indirect interest in Lazard Group, and, accordingly, we are dependent upon distributions from Lazard Group to pay dividends and taxes and other expenses.

Lazard Ltd is a holding company and, as of December 31, 2009, had no material assets other than the indirect ownership of approximately 74.5% of the common membership interests in Lazard Group and indirect control of both of the managing members of Lazard Group. Lazard Ltd controls Lazard Group through this managing member position. We have no independent means of generating significant revenue. Our wholly-owned subsidiaries incur income taxes on their proportionate share of any net taxable income of Lazard Group in their respective tax jurisdictions. We intend to continue to cause Lazard Group to make distributions to its members, including our wholly-owned subsidiaries, in an amount sufficient to cover all applicable taxes payable by us and dividends, if any, declared by us. To the extent that our subsidiaries need funds to pay taxes on their share of Lazard Group's net taxable income, or if Lazard Ltd needs funds for any other purpose, and Lazard Group is restricted from making such distributions under applicable law or regulation, or is otherwise unable to provide such funds, it could materially adversely affect our business, financial condition or results of operations.

Lazard Group is a holding company and therefore depends on its subsidiaries to make distributions to Lazard Group to enable it to service its obligations under its indebtedness.

Lazard Group depends on its subsidiaries, which conduct the operations of the businesses, for dividends and other payments to generate the funds necessary to meet its financial obligations, including payments of principal and interest on its indebtedness. However, none of Lazard Group's subsidiaries is obligated to make funds available to it for servicing such financial obligations. In addition, legal and contractual restrictions in agreements governing current and future indebtedness, as well as financial conditions, minimum regulatory net capital and similar requirements and operating requirements of Lazard Group's subsidiaries, currently limit and may, in the future, limit Lazard Group's ability to obtain cash from its subsidiaries. The earnings from, or other available assets of, Lazard Group's subsidiaries may not be sufficient to pay dividends or make distributions or loans to enable Lazard Group to make payments with respect to its financial obligations when such payments are due. In addition, even if such earnings were sufficient, the agreements governing the current and future indebtedness of Lazard Group's subsidiaries and regulatory requirements with respect to our broker-dealer and other regulated subsidiaries may not permit such subsidiaries to provide Lazard Group with sufficient dividends, distributions or loans to fund its financial obligations, when due.

Earnings of Lazard Group allocable to LAZ-MD Holdings are taxed at higher tax rates than earnings allocable to Lazard Ltd, which results in less cash being available to Lazard Group than would otherwise be available to it.

The managing directors of Lazard Group and other owners of LAZ-MD Holdings generally are taxed at a higher rate on their allocable share of Lazard Group's earnings than that paid by Lazard Ltd. Lazard Group makes tax-related distributions based on the higher of the effective income and franchise tax rate applicable to Lazard Ltd's subsidiaries that hold the Lazard Group common membership interests and the weighted average income tax rate (based on income allocated) applicable to LAZ-MD Holdings' members, determined in accordance with Lazard Group's operating agreement. In the event that tax rates applicable to members of LAZ-MD Holdings increase, the pro rata distributions from Lazard Group to its members, including Lazard Ltd's subsidiaries, may increase correspondingly. Therefore, because distributions by Lazard Group to its members are made on a pro rata basis, tax-related distributions to Lazard Ltd's subsidiaries may exceed the taxes Lazard Ltd's subsidiaries actually pay or expect to pay. This results in less cash being available to Lazard Group than would otherwise be available to it, and in cash being held by Lazard Ltd's subsidiaries in excess of what they actually pay for taxes or hold for expected future payments. We intend to continue to cause such subsidiaries to lend to Lazard Group a significant portion of such excess cash.

We may become subject to taxes in Bermuda after March 28, 2016, which may have a material adverse effect on our results of operations.

The Bermuda Minister of Finance, under the Exempted Undertakings Tax Protection Act 1966 of Bermuda, as amended, has given us an assurance that if any legislation is enacted in Bermuda that would impose tax computed on profits or income, or computed on any capital asset, gain or appreciation, or any tax in the nature of estate duty or inheritance tax, then the imposition of any such tax will not be applicable to us or any of our operations, shares, debentures or other obligations until March 28, 2016, except insofar as such tax applies to persons ordinarily resident in Bermuda or to any taxes payable by us in respect of real property owned or leased by us in Bermuda. Given the limited duration of the Bermuda Minister of Finance's assurance, we may be subject to Bermuda tax after March 28, 2016.

In the event of a change or adverse interpretation of relevant income tax law, regulation or treaty, or a failure to qualify for treaty benefits, our overall tax rate may be substantially higher than the rate used for purposes of our consolidated financial statements.

Our effective tax rate is based upon the application of currently applicable income tax laws, regulations and treaties, current judicial and administrative authorities interpreting those income tax laws, regulations and treaties, and upon our non-U.S. subsidiaries' ability to qualify for benefits under those treaties, and that a portion of their income is not subject to U.S. tax as effectively connected income. Moreover, those income tax laws, regulations and treaties, and the administrative and judicial authorities interpreting them, are subject to change at any time, and any such change may be retroactive.

Our effective tax rate is based upon our non-U.S. subsidiaries qualifying for treaty benefits. The eligibility of our non-U.S. subsidiaries for treaty benefits generally depends upon, among other things, at least 50% of the principal class of shares in such subsidiaries being "ultimately owned" by U.S. citizens and persons that are "qualified residents" for purposes of the treaty. It is possible that this requirement may not be met, and even if it is met, we may not be able to document that fact to the satisfaction of the U.S. Internal Revenue Service ("IRS"). If our non-U.S. subsidiaries are not treated as eligible for treaty benefits, such subsidiaries will be subject to additional U.S. taxes, including "branch profits tax" on their "effectively connected earnings and profits" (as determined for U.S. federal income tax purposes) at a rate of 30% rather than a treaty rate of 5%.

The inability, for any reason, to achieve and maintain an overall income tax rate approximately equal to the rate used in preparing our consolidated financial statements could materially adversely affect our business and our results of operations and could materially adversely affect our financial statements.

Tax authorities may challenge our tax computations, classifications and our transfer pricing methods, and their application.

In the ordinary course of our business, we are subject to tax audits in various jurisdictions. Tax authorities may challenge our tax computations, classifications, our transfer pricing methods and their application, and other items. While we believe our tax computations, classifications and transfer pricing results are correct and properly reflected on our financial statements, the tax authorities may disagree.

Outcome of future U.S. tax legislation is unknown at the present time.

On February 1, 2010, the fiscal year 2011 U.S. federal budget was released. The budget included various provisions, including provisions that would (i) limit the deduction of certain related party interest; (ii) defer the deduction of interest attributable to non-U.S. source income of foreign subsidiaries; and (iii) repeal the current law's exemption from withholding tax for interest and dividends paid by certain domestic companies. Each of these provisions would be effective only for taxable years beginning after December 31, 2010. Certain aspects of these budget provisions may adversely impact Lazard's tax rate. However, at this point in time we are unable to predict the ultimate outcome of the budget process.

Table of Contents

Our subsidiaries will be required to pay LFCM Holdings most of the benefit relating to any additional tax depreciation or amortization deductions our subsidiaries may claim as a result of the tax basis step-up our subsidiaries receive in connection with the equity public offering and related transactions.

In connection with our secondary offerings in December 2006, September 2008, June 2009 and September 2009, LAZ-MD Holdings exchangeable interests were, in effect, partially exchanged for shares of our common stock. Additional exchanges are scheduled to take place in the future. The redemption and the exchanges may result in increases in the tax basis of the tangible and intangible assets of Lazard Group attributable to our subsidiaries' interest in Lazard Group that otherwise would not have been available. These increases in tax basis may reduce the amount of tax that our subsidiaries would otherwise be required to pay in the future, although the IRS may challenge all or part of that tax basis increase, and a court could sustain such a challenge.

Our subsidiaries entered into a tax receivable agreement with LFCM Holdings that provides for the payment by our subsidiaries to LFCM Holdings of 85% of the amount of cash savings, if any, in U.S. federal, state and local income tax or franchise tax that we actually realize as a result of these increases in tax basis and of certain other tax benefits related to entering into the tax receivable agreement, including tax benefits attributable to payments under the tax receivable agreement. We expect to benefit from the remaining 15% of cash savings realized. Our subsidiaries have the right to terminate the tax receivable agreement at any time for an amount based on an agreed value of certain payments remaining to be made under the tax receivable agreement at such time. While the actual amount and timing of any payments under this agreement will vary depending upon a number of factors, including the timing of exchanges, the extent to which such exchanges are taxable, the allocation of the step-up among the Lazard Group assets, and the amount and timing of our income, we expect that, as a result of the size of the increases in the tax basis of the tangible and intangible assets of Lazard Group attributable to our subsidiaries' interest in Lazard Group, during the 24-year term of the tax receivable agreement, the payments that our subsidiaries may make to LFCM Holdings could be substantial. If the LAZ-MD Holdings exchangeable interests had been effectively exchanged in a taxable transaction for common stock at the close of business on December 31, 2009, the aggregate increase in tax basis attributable to our subsidiaries' interest in Lazard Group would have been approximately \$3.2 billion (based on the then closing price per share of our common stock on the NYSE of \$37.97), including the increase in tax basis associated with the redemption and recapitalization. The potential future increase in tax basis will depend on the Lazard common stock price at the time of exchange. The cash savings that our subsidiaries would actually realize as a result of this increase in tax basis likely would be significantly less than this amount multiplied by our effective tax rate due to a number of factors, including sufficient taxable income to absorb the increase in tax basis, the allocation of the increase in tax basis to foreign or non-amortizable assets, the impact of the increase in the tax basis on our ability to use foreign tax credits and the rules relating to the amortization of intangible assets. Our ability to achieve benefits from any such increase, and the payments to be made under this agreement, will depend upon a number of factors, as discussed above, including the timing and amount of our future income.

In addition, if the IRS successfully challenges the tax basis increase, under certain circumstances, our subsidiaries could make payments to LFCM Holdings under the tax receivable agreement in excess of our subsidiaries' cash tax savings.

LAZ-MD Holdings is a significant stockholder of Lazard Ltd and, through the amended and restated LAZ-MD Holdings stockholders' agreement, the members of LAZ-MD Holdings are able to exercise significant influence over all matters requiring Lazard Ltd stockholder approval.

LAZ-MD Holdings holds Lazard Ltd's Class B common stock representing approximately 25.5% of the voting power of all shares of Lazard Ltd's voting stock. Pursuant to the LAZ-MD Holdings stockholders' agreement, the members of LAZ-MD Holdings are individually entitled to direct LAZ-MD Holdings how to vote their proportionate interest in Lazard Ltd's Class B common stock on an as-if-exchanged basis. The voting power associated with the Class B common stock is intended to mirror the members' indirect economic interest in Lazard Group. Through the LAZ-MD Holdings stockholders' agreement, the members currently are able to exercise significant influence over all matters requiring Lazard Ltd stockholder approval, including the election

Table of Contents

of all directors and approval of significant corporate transactions, and other matters affecting the members. This voting power may have the effect of delaying or preventing a change in control of Lazard Ltd.

Failure to maintain effective internal controls in accordance with Section 404 of the Sarbanes-Oxley Act could have a material adverse effect on our business.

We have documented and tested our internal control procedures in order to satisfy the requirements of Section 404 of the Sarbanes-Oxley Act, which requires annual management assessments of the effectiveness of our internal controls over financial reporting and a report by our independent auditors regarding the Company's internal control over financial reporting. We are in compliance with Section 404 of the Sarbanes-Oxley Act as of December 31, 2009. However, if we fail to maintain the adequacy of our internal controls, as such standards are modified, supplemented or amended from time to time, we may not be able to ensure that we can conclude on an ongoing basis that we have effective internal controls over financial reporting in accordance with Section 404 of the Sarbanes-Oxley Act. Failure to maintain an effective internal control environment could have a material adverse effect on our business.

LAZ-MD Holdings, Lazard Group, LFCM Holdings and Lazard Ltd entered into various arrangements, including the master separation agreement, which contain cross-indemnification obligations of LAZ-MD Holdings, Lazard Group, LFCM Holdings and Lazard Ltd, that any party may be unable to satisfy.

The master separation agreement that Lazard Ltd entered into with Lazard Group, LAZ-MD Holdings and LFCM Holdings provides, among other things, that LFCM Holdings generally will indemnify Lazard Ltd, Lazard Group and LAZ-MD Holdings for losses that we incur arising out of, or relating to, the separated businesses and the businesses conducted by LFCM Holdings and losses that Lazard Ltd, Lazard Group or LAZ-MD Holdings incur arising out of, or relating to, LFCM Holdings' breach of the master separation agreement. In addition, LAZ-MD Holdings generally will indemnify Lazard Ltd, Lazard Group and LFCM Holdings for losses that they incur arising out of, or relating to, LAZ-MD Holdings' breach of the master separation agreement. Our ability to collect under the indemnities from LAZ-MD Holdings or LFCM Holdings depends on their financial position. For example, persons may seek to hold us responsible for liabilities assumed by LAZ-MD Holdings or LFCM Holdings. If these liabilities are significant and we are held liable for them, we may not be able to recover any or all of the amount of those losses from LAZ-MD Holdings or LFCM Holdings should either be financially unable to perform under their indemnification obligations.

We currently have a number of ongoing obligations in respect of which, pursuant to the master separation agreement and other ancillary agreements, LFCM Holdings is providing certain indemnities. For example, we entered into an arrangement with LFCM Holdings relating to the costs of excess space in the U.K. LFCM Holdings will pay to Lazard Group \$25 million in the aggregate, of which \$23.8 million was due and paid through December 31, 2009.

In addition, Lazard Group generally will indemnify LFCM Holdings and LAZ-MD Holdings for liabilities related to Lazard Group's businesses and Lazard Group will indemnify LFCM Holdings and LAZ-MD Holdings for losses that they incur to the extent arising out of, or relating to, Lazard Group's or Lazard Ltd's breach of the master separation agreement. Several of the ancillary agreements that Lazard Group entered into together with the master separation agreement also provide for separate indemnification arrangements. For example, under the administrative services agreement, Lazard Group provides a range of services to LFCM Holdings, including information technology, general office and building services and financing and accounting services, and LFCM Holdings will generally indemnify Lazard Group for liabilities that Lazard Group incurs arising from the provision of these services absent Lazard Group's intentional misconduct. Lazard Group may face claims for indemnification from LFCM Holdings and LAZ-MD Holdings under these provisions regarding matters for which Lazard Group has agreed to indemnify them. If these liabilities are significant, Lazard Group may be required to make substantial payments, which could materially adversely affect our results of operations. Also, in connection with the CP II MgmtCo Spin-Off (as defined in Note 10 of Notes to Consolidated Financial Statements), the subsidiary of LFCM Holdings that manages Corporate Partners II Limited ("CP II MgmtCo") has generally agreed to indemnify us

Table of Contents

against certain losses related to Corporate Partners Limited II that arise after the date of closing of the CP II MgmtCo Spin-Off. However, should persons seek to hold us responsible for liabilities assumed by CP II MgmtCo, we may not be able to recover any or all of the amount of our losses from CP II MgmtCo if CP II MgmtCo is financially unable to perform under its indemnification obligations.

We have potential conflicts of interest with LAZ-MD Holdings and LFCM Holdings, and LAZ-MD Holdings and LFCM Holdings could each act in a way that favors its interests to our detriment.

As of December 31, 2009, LAZ-MD Holdings held approximately 25.5% of Lazard Ltd's voting power through Lazard Ltd's single share of Class B common stock and 25.5% of the outstanding Lazard Group common membership interests. In addition, LAZ-MD Holdings' board of directors is composed of 4 individuals, all of whom are managing directors or officers of Lazard Ltd or its affiliates. Lazard Group's board of directors and executive officers are the same as those of Lazard Ltd. The voting and equity ownership of LAZ-MD Holdings and its members, and the service of officers and managing directors of our company as directors of LAZ-MD Holdings, could create conflicts of interest when LAZ-MD Holdings and those directors and officers are faced with decisions that could have different implications for LAZ-MD Holdings and us, including potential acquisitions of businesses, the issuance or disposition of securities by us, the election of new or additional directors of Lazard Ltd, the payment of dividends by Lazard Ltd and Lazard Group, our relationship with LFCM Holdings and other matters. We also expect that LAZ-MD Holdings will manage its ownership of us so that it will not be deemed to be an investment company under the Investment Company Act. This may result in conflicts with us, including those relating to acquisitions or offerings by us involving issuances of Lazard Ltd's Class A common stock or securities convertible or exchangeable into shares of Lazard Ltd's Class A common stock that would dilute LAZ-MD Holdings' voting power in Lazard Ltd.

Since the members of LAZ-MD Holdings who are parties to the LAZ-MD Holdings stockholders' agreement are entitled to individually direct their proportionate share of the vote of Lazard Ltd's Class B common stock on an as-if-exchanged basis and also own and control LFCM Holdings, their control of LAZ-MD Holdings and the vote of the share of Lazard Ltd's Class B common stock gives rise to potential conflicts between LFCM Holdings and LAZ-MD Holdings, on the one hand, and our company, on the other hand, as discussed below.

We may have potential business conflicts of interest with LAZ-MD Holdings and LFCM Holdings with respect to our past and ongoing relationships that could harm our business operations.

Pursuant to the LAZ-MD Holdings amended and restated stockholders' agreement, LAZ-MD Holdings will vote the single share of Lazard Ltd Class B common stock, which, as of December 31, 2009, represented approximately 25.5% of Lazard Ltd's voting power, as directed by its individual members who are party to that agreement. These same persons generally own and control LFCM Holdings, which holds the separated businesses. In addition, several employees of Lazard provide services to LFCM Holdings. Conflicts of interest may arise between LFCM Holdings and us in a number of areas relating to our past and ongoing relationships, including:

- labor, tax, employee benefits, indemnification and other matters arising from the separation,
- intellectual property matters,
- business combinations involving us,
- business operations or business opportunities of LFCM Holdings or us that would compete with the other party's business opportunities, including investment banking by us and the management of alternative investment funds by LFCM Holdings, particularly as some of the managing directors provide services to LFCM Holdings,
- the terms of the master separation agreement and related ancillary agreements, including the operation of the alternative investment fund management business and Lazard Group's option to purchase the business,
- the nature, quality and pricing of administrative services to be provided by us, and
- the provision of services by certain of our managing directors to LFCM Holdings.

Table of Contents

In addition, the administrative services agreement commits us to provide a range of services to LFCM Holdings and LAZ-MD Holdings, which could require the expenditure of significant amounts of time by our management. Our agreements with LAZ-MD Holdings and LFCM Holdings may be amended upon agreement of the parties to those agreements. During the time that LAZ-MD Holdings exercises significant influence over us, LAZ-MD Holdings may be able to exert significant influence over votes or decisions regarding any potential amendments to these agreements. We may not be able to resolve any potential conflicts and, even if we do, the resolution may be less favorable to us than if we were dealing with an unaffiliated party.

The use of the “Lazard” brand name by subsidiaries of LFCM Holdings may expose us to reputational harm that could affect our operations and adversely affect our financial position should these subsidiaries take actions that damage the brand name.

The “Lazard” brand name has over 160 years of heritage, connoting, we believe, world-class professional advice, independence and global capabilities with deeply rooted, local know-how. LFCM Holdings operates as a separate legal entity, and Lazard Group licensed to subsidiaries of LFCM Holdings that operate the separated businesses the use of the “Lazard” brand name for certain specified purposes, including in connection with alternative investment fund management and capital markets activities. As these subsidiaries of LFCM Holdings historically have and will continue to use the “Lazard” brand name, and because we no longer control these entities, there is a risk of reputational harm to us if these subsidiaries have, or in the future were to, among other things, engage in poor business practices, experience adverse results or otherwise damage the reputational value of the “Lazard” brand name. These risks could expose us to liability and also may adversely affect our revenue and our business prospects.

If LAZ-MD Holdings were deemed an “investment company” under the Investment Company Act as a result of its ownership of Lazard Ltd, applicable restrictions could require us to alter our organizational structure which could result in additional costs or changes in our business activities.

We do not believe that LAZ-MD Holdings currently is an investment company. Rule 3a-1 under the Investment Company Act provides an exclusion from registration as an investment company if a company meets both an asset and an income test and certain other requirements. We believe LAZ-MD Holdings currently satisfies the requirements of Rule 3a-1. A determination that LAZ-MD Holdings is not entitled to rely on Rule 3a-1 could result in it being an investment company, unless another exemption or exclusion is available, and becoming subject to the requirements of the Investment Company Act. Because LAZ-MD Holdings is owned exclusively by current and former managing directors and employees of Lazard Group and members of their immediate families, if it becomes unable to rely on Rule 3a-1, it may apply for an order exempting it from most provisions of the Investment Company Act as an “employees’ securities company.” Rule 6b-1 under the Investment Company Act provides that an employees’ securities company that applies for such an order is exempt from all provisions of that Act applicable to investment companies, pending a final SEC determination.

The Investment Company Act and the rules thereunder contain detailed prescriptions for the organization and operations of investment companies. Among other things, the Investment Company Act and the rules thereunder limit or prohibit transactions with affiliates, impose limitations on the issuance of debt and equity securities, prohibit the issuance of stock options, and impose certain governance requirements. Lazard Ltd expects that LAZ-MD Holdings will conduct its operations such that LAZ-MD Holdings will not be deemed to be an investment company under the Investment Company Act. However, if anything were to happen which would cause LAZ-MD Holdings to be deemed to be an investment company under the Investment Company Act, requirements imposed by the Investment Company Act, including limitations on its or our capital structure, ability to transact business with affiliates (including LAZ-MD Holdings or us, as the case may be) and ability to compensate key employees, could make it impractical for us to continue our business as currently conducted, impair the agreements and arrangements, including the master separation agreement and related agreements and the transactions contemplated by those agreements, between and among Lazard Ltd, LAZ-MD Holdings, Lazard Group and LFCM Holdings or any combination thereof and materially adversely affect our business, financial condition and results of operations.

SPECIAL NOTE REGARDING FORWARD-LOOKING STATEMENTS

We have made statements under the captions “Business,” “Risk Factors,” and “Management’s Discussion and Analysis of Financial Condition and Results of Operations” and in other sections of this Form 10-K that are forward-looking statements. In some cases, you can identify these statements by forward-looking words such as “may,” “might,” “will,” “should,” “expect,” “plan,” “anticipate,” “believe,” “estimate,” “predict,” “potential” or “continue,” and the negative of these terms and other comparable terminology. These forward-looking statements, which are subject to known and unknown risks, uncertainties and assumptions about us, may include projections of our future financial performance based on our growth strategies and anticipated trends in our business. These statements are only predictions based on our current expectations and projections about future events. There are important factors that could cause our actual results, level of activity, performance or achievements to differ materially from the results, level of activity, performance or achievements expressed or implied by the forward-looking statements. In particular, you should consider the numerous risks and uncertainties outlined in “Risk Factors,” including the following:

- a continued decline or further deterioration in general economic conditions or the global financial markets,
- losses caused by financial or other problems experienced by third parties,
- losses due to unidentified or unanticipated risks,
- a lack of liquidity, i.e., ready access to funds, for use in our businesses, and
- competitive pressure on our businesses and on our ability to retain our employees.

These risks and uncertainties are not exhaustive. Other sections of this Form 10-K may include additional factors, which could adversely impact our business and financial performance. Moreover, we operate in a very competitive and rapidly changing environment. New risks and uncertainties emerge from time to time, and it is not possible for our management to predict all risks and uncertainties, nor can we assess the impact of all factors on our business or the extent to which any factor, or combination of factors, may cause actual results to differ materially from those contained in any forward-looking statements.

Although we believe the expectations reflected in the forward-looking statements are reasonable, we cannot guarantee future results, level of activity, performance or achievements. Moreover, neither we nor any other person assumes responsibility for the accuracy or completeness of any of these forward-looking statements. You should not rely upon forward-looking statements as predictions of future events. We are under no duty to update any of these forward-looking statements after the date of this Form 10-K to conform our prior statements to actual results or revised expectations and we do not intend to do so.

Forward-looking statements include, but are not limited to, statements about the:

- business’ possible or assumed future results of operations and operating cash flows,
- business’ strategies and investment policies,
- business’ financing plans and the availability of short-term borrowing,
- business’ competitive position,
- future acquisitions, including the consideration to be paid and the timing of consummation,
- potential growth opportunities available to our businesses,
- recruitment and retention of our managing directors and employees,
- target levels of compensation expense,
- business’ potential operating performance, achievements, productivity improvements, efficiency and cost reduction efforts,

Table of Contents

- likelihood of success and impact of litigation,
- expected tax rates,
- changes in interest and tax rates,
- expectations with respect to the economy, securities markets, the market for mergers, acquisitions, strategic advisory and restructuring activity, the market for asset management activity and other industry trends,
- effects of competition on our business, and
- impact of future legislation and regulation on our business.

The Company is committed to providing timely and accurate information to the investing public, consistent with our legal and regulatory obligations. To that end, the Company uses its websites to convey information about our businesses, including the anticipated release of quarterly financial results, quarterly financial, statistical and business-related information, and the posting of updates of AUM in various mutual funds, hedge funds and other investment products managed by LAM and its subsidiaries. Monthly updates of these funds are posted to the LAM website (www.lazardnet.com) on the third business day following the end of each month. Investors can link to Lazard Ltd, Lazard Group and their operating company websites through <http://www.lazard.com>. Our websites and the information contained therein or connected thereto shall not be deemed to be incorporated into this Form 10-K.

Item 1B. Unresolved Staff Comments

None.

Item 2. Properties

The following table lists the properties used for the entire Lazard organization as of December 31, 2009, including properties used by the separated businesses. As a general matter, one or both of our Financial Advisory and Asset Management segments (as well as our Corporate segment) uses the following properties. We license and sublease to LFCM Holdings certain office space, including office space that is used by the separated businesses. This includes subleasing or licensing approximately 34,280 square feet in New York City located at 30 Rockefeller Plaza to LFCM Holdings. Additionally, our New York, London and other offices sublease 37,202, 55,676 and 16,203 square feet, respectively, to third parties. We remain fully liable for the subleased space to the extent LFCM Holdings, or the third parties, fail to perform their obligations under the subleases for any reason. In addition, LFCM Holdings entered into indemnity arrangements in relation to excess space and abandoned former premises in London.

<u>Location</u>	<u>Square Footage</u>	<u>Principal Offices</u>
New York	380,354 square feet of leased space	Key office located at 30 Rockefeller Plaza, New York, New York 10020.
Other North America	151,951 square feet of leased space	Atlanta, Boston, Charlotte, Chicago, Houston, Los Angeles, Minneapolis, Montreal, San Francisco and Washington D.C.
Paris	170,644 square feet of owned and leased space	Key office located at 121 Boulevard Haussmann, 75008 Paris.
London	86,695 square feet of leased space	Key office located at 50 Stratton Street, London W1J 8LL.
Other Europe	119,356 square feet of leased space	Amsterdam, Bordeaux, Brussels, Frankfurt, Hamburg, Lyon, Madrid, Milan, Stockholm and Zurich.
Asia, Australia and Other	68,423 square feet of leased space	Beijing, Dubai City, Hong Kong, Melbourne, Mumbai, Seoul, Singapore, Sydney and Tokyo.

We believe that we currently maintain sufficient space to meet our anticipated needs.

Table of Contents

Item 3. Legal Proceedings

The Company's businesses, as well as the financial services industry generally, are subject to extensive regulation throughout the world. The Company is involved from time to time in a number of judicial, regulatory and arbitration proceedings and inquiries concerning matters arising in connection with the conduct of our businesses, including proceedings initiated by former employees alleging wrongful termination. The Company reviews such matters on a case-by-case basis and establishes any required reserves if a loss is probable and the amount of such loss can be reasonably estimated. Management believes, based on currently available information, that the results of such matters, in the aggregate, will not have a material adverse effect on the Company's financial condition but might be material to the Company's operating results or cash flows for any particular period, depending upon the operating results for such period.

Item 4. [Reserved]

Part II

Item 5. Market for Registrant’s Common Equity, Related Stockholder Matters and Issuer Purchases of Equity Securities

Our common stock is traded on The New York Stock Exchange under the symbol “LAZ.” There is no publicly traded market for our Class B common stock, which is held by LAZ-MD Holdings. The following table sets forth, for the fiscal quarters indicated, the high and low sales prices per share of our Class A common stock, as reported in the consolidated transaction reporting system, and the quarterly dividends declared during 2009 and 2008.

Price Range of Our Common Stock

	Sales Price		Dividends per Share of
	High	Low	Common Stock
2009			
Fourth quarter	\$44.62	\$34.66	\$ 0.125
Third quarter	\$42.70	\$25.79	\$ 0.125
Second quarter	\$34.10	\$25.20	\$ 0.10
First quarter	\$31.94	\$20.55	\$ 0.10
2008			
Fourth quarter	\$44.29	\$19.17	\$ 0.10
Third quarter	\$50.00	\$30.96	\$ 0.10
Second quarter	\$41.85	\$32.84	\$ 0.10
First quarter	\$43.58	\$29.00	\$ 0.10

As of February 12, 2010, there were approximately 44 holders of record of our Class A common stock. This does not include the number of shareholders that hold shares in “street-name” through banks or broker-dealers.

On February 12, 2010, the last reported sales price for our Class A common stock on the New York Stock Exchange was \$35.92 per share.

On January 27, 2010, the Board of Directors of Lazard Ltd declared a quarterly dividend of \$0.125 per share on its Class A common stock, payable on February 26, 2010 to stockholders of record on February 8, 2010.

Share Repurchases in the Fourth Quarter of 2009

During the fourth quarter of 2009 there were no repurchases of Lazard’s Class A common stock or Lazard Group common membership interests. As disclosed in more detail in Note 16 of Notes to Consolidated Financial Statements, from the inception of our share repurchase program in February 2006, the Board of Directors of Lazard Ltd authorized, on a cumulative basis, the repurchase of up to \$500 million in aggregate cost of Lazard Ltd Class A common stock and Lazard Group common membership interests through December 31, 2009. On December 31, 2009, such share repurchase authorization expired. On January 27, 2010, the Board of Directors of Lazard Ltd authorized, on a cumulative basis, a new share repurchase program for the repurchase of up to \$200 million in aggregate cost of its Class A common stock and Lazard Group common membership interest through December 31, 2011. The share repurchase program will be used primarily to offset a portion of the shares to be issued under Lazard Ltd’s 2005 Plan and the 2008 Plan. Purchases under the share repurchase program may be made in the open market or through privately negotiated transactions.

Equity Compensation Plan Information

See Item 12, “Security Ownership of Certain Beneficial Owners and Management and Related Stockholder Matters—Equity Compensation Plan Information.”

Table of Contents

Other Matters

On November 5, 2009, Lazard Ltd issued 10,262 shares of Class A common stock in reliance on Section 4(2) of the Securities Act of 1933 in connection with exchanges of 10,262 common membership interests of Lazard Group held by certain members of LAZ-MD Holdings as provided in the Master Separation Agreement, dated as of May 10, 2005, by and among Lazard Ltd, Lazard Group, LAZ-MD Holdings and LFCM Holdings and other related documents.

Item 6. Selected Financial Data

The following table sets forth the selected consolidated financial data for the Company for all periods presented. The results of operations for certain businesses that the Company no longer owns are reported as discontinued operations.

The results of operations for the period prior to May 10, 2005, the date of the equity public offering, do not reflect what our results of operations would have been had we been a stand-alone, public company. In addition, the results of operations for the period prior to May 10, 2005 are not comparable to results of operations for subsequent periods. Specifically, for the period prior to May 10, 2005, the results of operations do not give effect to the following matters:

- Payment for services rendered by Lazard Group's managing directors, which, as a result of Lazard Group operating as a limited liability company, historically had been accounted for as distributions from members' capital, or in some cases as net income attributable to noncontrolling interests, rather than as compensation and benefits expense. As a result, prior to May 10, 2005, Lazard Group's operating income did not reflect payments for services rendered by its managing directors. For periods subsequent to the consummation of the equity public offering, all payments for services rendered by our managing directors and distributions to holders of profit participation interests ("profit participation members") in Lazard Group are included within the consolidated statements of operations in compensation and benefits expense.
- U.S. corporate federal income taxes, since Lazard Group had operated in the U.S. as a limited liability company that was treated as a partnership for U.S. federal income tax purposes. As a result, Lazard Group's income had not been subject to U.S. federal income taxes. Taxes related to income earned by partnerships represent obligations of the individual partners. Outside the U.S., Lazard Group historically had operated principally through subsidiary corporations and had been subject to local income taxes. Accordingly, prior to May 10, 2005, income taxes reflected within Lazard Group's results of operations are attributable to taxes incurred in non-U.S. entities and to New York City Unincorporated Business Tax ("UBT") attributable to Lazard Group's operations apportioned to New York City. For periods subsequent to the equity public offering, the consolidated statements of operations of Lazard Ltd include U.S. corporate federal income taxes on its allocable share of the results of operations of Lazard Group, giving effect to the post-equity public offering structure.
- Net income attributable to noncontrolling interests relating to LAZ-MD Holdings' ownership interest of Lazard Group's common membership interests since May 10, 2005. Prior to May 10, 2005, Lazard Ltd had no ownership interest in Lazard Group and all net income was attributable to the then members of Lazard Group. Commencing May 10, 2005, net income attributable to noncontrolling interests includes LAZ-MD Holdings' ownership interest of Lazard Group's common membership interests.
- The use of proceeds from the financing transactions.
- The net incremental interest expense related to the financing transactions.

The consolidated statements of financial condition and operations data as of and for each of the years in the five-year period ended December 31, 2009 have been derived, as applicable, from Lazard Ltd's and Lazard

Table of Contents

Group's consolidated financial statements. The audited consolidated statements of financial condition as of December 31, 2009 and 2008 and consolidated statements of operations for each of the years in the three year period ended December 31, 2009 are included elsewhere in this Form 10-K. The audited consolidated statements of financial condition as of December 31, 2007, 2006 and 2005, and consolidated statements of operations for the years ended December 31, 2006 and 2005, are not included in this Form 10-K. Historical results are not necessarily indicative of results for any future period.

The selected consolidated financial data should be read in conjunction with "Management's Discussion and Analysis of Financial Condition and Results of Operations," and the Company's consolidated financial statements and related notes included elsewhere in this Form 10-K.

Selected Consolidated Financial Data

	As Of Or For The Year Ended December 31,				
	2009	2008	2007	2006	2005
(in thousands of dollars, except per share amounts)					
Consolidated Statements of Operations Data					
Net Revenue:					
Financial Advisory (a)	\$ 986,820	\$1,022,913	\$ 1,240,177	\$ 973,337	\$ 864,812
Asset Management (b)	601,652	614,781	724,751	553,212	466,188
Corporate (c)	(57,954)	(80,487)	(47,239)	(32,994)	(29,558)
Net Revenue	1,530,518	1,557,207	1,917,689	1,493,555	1,301,442(d)
Compensation and Benefits (e)(f)	1,309,240	1,128,253	1,123,068	891,421	698,683
Other Operating Expenses (g)	403,512	403,814	376,326	274,925	260,397
Total Operating Expenses	1,712,752	1,532,067	1,499,394	1,166,346	959,080
Operating Income (Loss) from Continuing Operations	\$ (182,234)	\$ 25,140	\$ 418,295	\$ 327,209	\$ 342,362
Income (Loss) from Continuing Operations (e)	\$ (188,245)	\$ (239)	\$ 337,679	\$ 258,397	\$ 283,377
Net Income (Loss) Attributable to Lazard Ltd (Net Income Allocable to Members of Lazard Group prior to May 10, 2005)	\$ (130,242)	\$ 3,138	\$ 155,042	\$ 92,985	\$ 143,486
Net Income (Loss) Per Share of Class A Common Stock (h):					
Basic	\$ (1.68)	\$ 0.06	\$ 3.04	\$ 2.42	\$ 1.45
Diluted	\$ (1.68)	\$ 0.06	\$ 2.79	\$ 2.31	\$ 1.45
Dividends Declared Per Share of Class A Common Stock (h)					
	\$ 0.45	\$ 0.40	\$ 0.36	\$ 0.36	\$ 0.142
Consolidated Statements of Financial Condition Data					
Total Assets	\$3,147,762	\$2,862,931	\$ 3,840,413	\$3,208,665	\$1,910,897
Total Debt (i)	\$1,261,478	\$1,264,575	\$ 1,764,622	\$1,308,945	\$1,241,344
Total Lazard Ltd Stockholders' Equity (Deficiency)	\$ 355,391	\$ 250,580	\$ 70,339	\$ (240,353)	\$ (870,671)
Total Stockholders' Equity (Deficiency)	\$ 523,097	\$ 311,752	\$ 123,114	\$ (184,856)	\$ (758,942)

Notes (in thousands of dollars) :

(a) Financial Advisory net revenue consists of the following:

	For The Year Ended December 31,				
	2009	2008	2007	2006	2005
M&A	\$ 526,225	\$ 814,660	\$ 969,409	\$792,537	\$674,543
Financial Restructuring	376,710	119,283	127,175	70,625	103,404
Other Financial Advisory	83,885	88,970	143,593	110,175	86,865
Financial Advisory Net Revenue	\$ 986,820	\$1,022,913	\$1,240,177	\$973,337	\$864,812

(b) Asset Management net revenue consists of the following:

	For The Year Ended December 31,				
	2009	2008	2007	2006	2005
Management and Other Fees	\$ 488,636	\$ 568,436	\$ 595,725	\$450,323	\$389,414
Incentive Fees	74,795	34,961	67,032	59,371	44,627
Other Income	38,221	11,384	61,994	43,518	32,147
Asset Management Net Revenue	\$ 601,652	\$ 614,781	\$ 724,751	\$553,212	\$466,188

- (c) "Corporate" includes interest income (net of interest expense), including, for periods subsequent to May 10, 2005, the net incremental interest expense related to the financing transactions associated with the Company's equity public offering on May 10, 2005, investment income from certain investments and net money market revenue earned by LFB, as well as any gains or losses from the extinguishment of debt.
- (d) The year ended December 31, 2005 includes a credit of \$8,000, which represents accrued dividends on the Company's mandatory redeemable preferred stock which was redeemed and cancelled pursuant to the redemption of membership interests of historical partners.
- (e) Excludes, as applicable, with respect to the period prior to May 10, 2005, (i) payments for services rendered by Lazard Group's managing directors, which, as a result of Lazard Group operating as a limited liability company, historically had been accounted for as distributions from members' capital, or in some cases as net income attributable to noncontrolling interests, rather than as compensation and benefits expense, and (ii) U.S. corporate federal income taxes, since Lazard Group has operated in the U.S. as a limited liability company that was treated as a partnership for U.S. federal income tax purposes.
- (f) In 2008, includes \$197,550 relating to the compensation portion of the LAM Merger charge. In 2009, includes charges of \$86,514 related to the acceleration of amortization expense relating to the vesting of RSUs held by Lazard's former Chairman and Chief Executive Officer as the result of his death in October 2009 and \$60,512 related to the accelerated vesting of the then unamortized portion of previously awarded deferred cash incentive awards.
- (g) In 2008, includes \$2,000 of non-compensation-related transaction costs relating to the LAM Merger. In 2009, includes restructuring expense of \$62,550 related to the restructuring plan announced in the first quarter of 2009.
- (h) Data is not applicable for the period prior to May 10, 2005, the date of the Company's equity public offering. Losses related to discontinued operations were incurred prior to May 10, 2005. Therefore such losses are borne entirely by the historical members of Lazard Group, and do not affect net income per share of Lazard Ltd.
- (i) Total debt amounts relate to the Company's continuing operations and represents the aggregate amount reflected in the Company's consolidated statements of financial condition relating to senior debt, capital lease obligations and subordinated debt.

Table of Contents

Item 7. Management's Discussion and Analysis of Financial Condition and Results of Operations

The following discussion should be read in conjunction with Lazard Ltd's consolidated financial statements and the related notes included elsewhere in this Annual Report on Form 10-K (this "Form 10-K"). This discussion contains forward-looking statements that are subject to known and unknown risks and uncertainties. Actual results and the timing of events may differ significantly from those expressed or implied in such forward-looking statements due to a number of factors, including those set forth in the section entitled "Risk Factors" and elsewhere in this Form 10-K.

Business Summary

The Company's principal sources of revenue are derived from activities in the following business segments:

- Financial Advisory, which includes providing general strategic and transaction-specific advice on mergers and acquisitions ("M&A") and other strategic matters, restructurings, capital structure, capital raising and various other corporate finance matters, and
- Asset Management, which includes strategies for the management of equity and fixed income securities and alternative investment and private equity funds.

In addition, the Company records selected other activities in its Corporate segment, including management of cash, certain investments and the commercial banking activities of Lazard Group's Paris-based Lazard Frères Banque SA ("LFB"). The Company also allocates outstanding indebtedness to its Corporate segment.

LFB is a registered bank regulated by the Banque de France and its primary operations include asset and liability management for Lazard Group's businesses in France through its money market desk and commercial banking operations, deposit taking and, to a lesser extent, financing activities and custodial oversight over assets of various clients. LFB engages in underwritten offerings of securities in France and we expect that it may expand its scope to include placements elsewhere in Europe.

In June 2009, the Company formed a new wealth management subsidiary, Lazard Wealth Management LLC ("Lazard Wealth Management"). Lazard Wealth Management, which has not yet commenced operations, is expected to provide customized, investment management and financial planning services to high net worth investors in the U.S. Lazard Wealth Management expects to work with investors to construct, implement and monitor an asset allocation strategy designed to meet the individual client's investment objectives, integrating tax planning, estate planning, philanthropic interests and legacy planning with investment and risk management services. Prior to the launch of this business, we registered Lazard Wealth Management as an investment adviser with the SEC.

On September 25, 2008, pursuant to a definitive merger agreement dated August 14, 2008, the Company, Lazard Asset Management LLC (together with its subsidiaries, "LAM") and LAZ Sub I, LLC, a newly formed subsidiary of Lazard Frères & Co. LLC ("LFNY"), completed the merger of LAZ Sub I, LLC with and into LAM (the "LAM Merger"). See Note 8 of Notes to Consolidated Financial Statements for additional information relating to the LAM Merger.

On August 13, 2007, Lazard Group acquired Goldsmith, Agio, Helms & Lynner, LLC ("GAHL"), a Minneapolis-based investment bank specializing in financial advisory services to mid-sized private companies. On July 31, 2007, Lazard Ltd acquired Carnegie, Wylie & Company (Holdings) PTY LTD ("CWC"), an Australia-based financial advisory firm and concurrently sold such investment to Lazard Group. See Note 9 of Notes to Consolidated Financial Statements for additional information relating to the acquisitions of GAHL and CWC.

Lazard and Natixis entered into a cooperation arrangement in April 2004 (and expanded such arrangement in March 2005) to place and underwrite securities on the French equity primary capital markets and cooperate in their respective origination, syndication and placement activities. The arrangement expired during the third quarter of 2008, although it continues to be applied in accordance with its general terms pending the outcome of continuing discussions.

Table of Contents

Lazard also has a long history of making alternative investments with its own capital, usually alongside capital of qualified institutional and individual investors. At the time of Lazard Ltd's equity public offering and as a part of the separation, we transferred to LFCM Holdings LLC ("LFCM Holdings") all of our alternative investment activities, except for Fonds Partenaires Gestion SA ("FPG"), our private equity business in France. Such activities transferred to LFCM Holdings represented the alternative investment activities of Lazard Alternative Investments Holdings LLC ("LAI") and included private equity investments of Corporate Partners II Limited ("CP II") and Lazard Senior Housing Partners LP. CP II was managed by a subsidiary of LAI until February 16, 2009. Effective February 17, 2009, ownership and control of CP II was transferred to the investment professionals who manage CP II. We also transferred to LFCM Holdings certain principal investments by Lazard Group in the funds managed by the separated businesses, subject to certain options by us to reacquire such investments, while we retained our investment in our French private equity funds. Since 2005, consistent with our obligations to LFCM Holdings, we have engaged in a number of alternative investments and private equity activities. Effective September 30, 2009, the Company sold FPG to a fund management company forming part of a group that manages investment companies and funds, in some of which Lazard could earn carried interests. The managing directors and staff conducting this activity were accordingly transferred to the buyer. The sale of FPG did not have a material impact on our financial condition or results of operations. Operating results of FPG have been included in our consolidated financial statements through the effective date of sale. See Note 10 of Notes to Consolidated Financial Statements for additional information regarding alternative investments.

We continue to explore and discuss opportunities to expand the scope of our alternative investment and private equity activities in Europe, the U.S. and elsewhere. These opportunities could include internal growth of new funds and direct investments by us, partnerships or strategic relationships, investments with third parties or acquisitions of existing funds or management companies. In that regard, on July 15, 2009, the Company established a private equity business with The Edgewater Funds ("Edgewater"), a Chicago-based private equity firm, through the acquisition of Edgewater's management vehicles. The acquisition was structured as a purchase by Lazard of interests in a holding company that owns interests in the general partner and management company entities of the current Edgewater private equity funds (the "Edgewater Acquisition") (see Note 9 of Notes to Consolidated Financial Statements). Also, consistent with our obligations to LFCM Holdings, we may explore discrete capital markets opportunities.

For the years ended December 31, 2009, 2008, and 2007, the Company's consolidated net revenue was derived from the following segments:

	Year Ended December 31		
	2009	2008	2007
Financial Advisory	65%	66%	64%
Asset Management	39	39	38
Corporate	(4)	(5)	(2)
Total	<u>100%</u>	<u>100%</u>	<u>100%</u>

Business Environment

Economic and market conditions in the U.S. and globally have been adversely impacted since early 2008 through March 2009 by factors including the contraction in worldwide credit markets and the related tightening of lending, volatility in currency and commodity markets and oil prices and write-downs within the financial sector. Global markets showed significant improvement in the last six months of 2009. Overall, these economic and market conditions adversely affected our operating performance in both our Financial Advisory and Asset Management businesses in the early part of 2009, with improvement in the second half of the year.

Lazard operates in a very competitive and rapidly changing environment. New risks and uncertainties emerge from time to time, and it is not possible for Lazard's management to predict all risks and uncertainties, nor can Lazard assess the impact of all potentially applicable factors on its business or the extent to which any factor, or combination of factors, may cause actual results to differ materially from those contained in any forward-looking statements. See the section entitled "Risk Factors" in this Form 10-K. Furthermore, net income and revenue in any period may not be indicative of full-year results or the results of any other period and may vary significantly from year to year and quarter to quarter.

Table of Contents

Financial Advisory

While M&A activity for the year ended December 31, 2009 decreased substantially versus the corresponding prior year for both global and trans-atlantic completed transactions and announced transactions, increased activity in restructuring resulted from a higher level of corporate debt defaults during 2009. According to Moody's Investors Service, Inc., in the year ended December 31, 2009, a total of 266 issuers defaulted as compared to 105 in 2008. The following table sets forth industry statistics regarding the volume of M&A transactions in 2009 and 2008:

	Year Ended December 31,		% Incr/(Decr)
	2009	2008 (\$ in billions)	
Completed M&A Transactions:			
Global	\$ 1,710	\$ 2,809	(39)%
Trans-Atlantic	120	266	(55)%
Announced M&A Transactions:			
Global	1,040	2,288	(55)%
Trans-Atlantic	129	251	(49)%

Source: Thomson Financial as of January 22, 20 10 .

While overall M&A industry statistics regarding the number and size of announced transactions declined in 2009 as compared to 2008, we believe that in the current environment we are relatively well positioned as our clients refinance, restructure and position their asset portfolios for growth. Nevertheless, we continue to remain cautious with respect to the overall economic environment and its impact on the M&A business. Generally, during such periods of unfavorable market or economic conditions, the volume and value of M&A transactions may decrease, thereby reducing the demand for our advisory services and increasing competition among financial services companies seeking such engagements.

While we believe that the number and value of corporate defaults may decrease in 2010, we expect that our Restructuring business should continue to be very active over the next several years from the significant level of corporate defaults in 2009, as well as from advising companies during this period of volatility on matters relating to debt and financing restructuring and other on- and off-balance sheet assignments. Our Restructuring assignments normally are executed over a six- to eighteen-month period.

In April 2009, governmental officials in New York announced a new policy banning the use of placement agents by funds seeking investment contributions from the New York State and New York City public pension funds. The use of placement agents has also been prohibited or otherwise restricted with respect to investments by public pension funds in Illinois, Ohio and New Mexico, and similar measures are being considered in other jurisdictions and by the SEC. Our Private Fund Advisory Group, which is part of our Financial Advisory segment, acts as placement agent for investment funds, including investment funds that have historically received capital from certain of these affected public pension funds. We are continuing to evaluate the potential impact of these restrictions on our Private Fund Advisory Group.

Table of Contents

Asset Management

As shown in the table below, major global market indices at December 31, 2009 improved significantly as compared to such indices at December 31, 2008.

	Percentage Change
	<u>December 31, 2009 vs. 2008</u>
MSCI World Index	27%
CAC 40	22%
DAX	24%
FTSE 100	22%
TOPIX 100	7%
MSCI Emerging Market	74%
Dow Jones Industrial Average	19%
NASDAQ	44%
S&P 500	23%

The fees that we receive for providing investment management and advisory services are primarily driven by the level of assets under management (“AUM”). Accordingly, since market appreciation (depreciation) and foreign currency volatility impact the level of our AUM, such items will impact the level of revenues we receive from our Asset Management business. Since a substantial portion of our AUM is invested in equities, market appreciation reflected in the changes in Lazard’s AUM during the year ended December 31, 2009 generally corresponded to the changes in global market indices. While AUM at December 31, 2009 improved versus AUM at December 31, 2008, our average AUM during 2009 declined as compared to our average AUM during 2008, reflecting significant market depreciation during the second half of 2008 and first quarter of 2009. Such decrease resulted in lower management fee revenues in 2009.

Financial Statement Overview

Net Revenue

The majority of Lazard’s Financial Advisory net revenue is earned from the successful completion of M&A transactions, strategic advisory matters, restructuring and capital structure advisory services, capital raising and similar transactions. The main driver of Financial Advisory net revenue is overall M&A activity, the level of corporate debt defaults and the environment for capital raising activities, particularly in the industries and geographic markets in which Lazard focuses. In some client engagements, often those involving financially distressed companies, revenue is earned in the form of retainers and similar fees that are contractually agreed upon with each client for each assignment and are not necessarily linked to the completion of a transaction. In addition, Lazard also earns fees from providing strategic advice to clients, with such fees not being dependent on a specific transaction. Lazard’s Financial Advisory segment also earns revenue from public and private securities offerings in the form of referral fees for referring opportunities to LFCM Holdings for underwriting and distribution of securities. The referral fees received from LFCM Holdings are generally one-half of the revenue recorded by LFCM Holdings in respect of such activities. Significant fluctuations in Financial Advisory net revenue can occur over the course of any given year. These fluctuations arise because a significant portion of Financial Advisory net revenue is earned upon the successful completion of a transaction, restructuring or capital raising activity, the timing of which is uncertain and is not subject to Lazard’s control.

Lazard’s Asset Management segment principally includes LAM, Lazard Frères Gestion SAS, FPG (through its disposition on September 30, 2009) and, effective July 15, 2009, Edgewater. Asset Management net revenue is derived from fees for investment management and advisory services provided to institutional and private clients. The main driver of Asset Management net revenue is the level of AUM, which is influenced by Lazard’s investment performance, its ability to successfully attract and retain assets, the broader performance of the global equity markets and, to a lesser extent, fixed income markets. As a result, fluctuations in financial markets and

Table of Contents

client asset inflows and outflows have a direct effect on Asset Management net revenue and operating income. Asset Management fees are generally based on the level of AUM measured as of the end of a quarter or month, and an increase or reduction in AUM at such dates, due to market price fluctuations, currency fluctuations, net client asset flows or otherwise, will result in a corresponding increase or decrease in management fees. The majority of our investment advisory contracts are generally terminable at any time or on notice of 30 days or less. Institutional and individual clients, and firms with which we have strategic alliances, can terminate their relationship with us, reduce the aggregate amount of AUM or shift their funds to other types of accounts with different rate structures for a number of reasons, including investment performance, changes in prevailing interest rates and financial market performance. In addition, as Lazard's AUM includes significant assets that are denominated in currencies other than U.S. dollars, changes in the value of the U.S. dollar relative to foreign currencies will impact the value of Lazard's AUM. Fees vary with the type of assets managed, with higher fees earned on equity assets, alternative investments (such as hedge funds) and private equity investments, and lower fees earned on fixed income and cash management products.

The Company earns performance-based incentive fees on various investment products, including traditional products and alternative investment funds such as hedge funds and private equity funds.

For hedge funds, incentive fees are calculated based on a specified percentage of a fund's net appreciation, in some cases in excess of established benchmarks. The Company records incentive fees on traditional products and hedge funds at the end of the relevant performance measurement period, when potential uncertainties regarding the ultimate realizable amounts have been determined. The performance fee measurement period is generally an annual period (unless an account terminates during the year), and therefore such incentive fees are usually recorded in the fourth quarter of Lazard's fiscal year. These incentive fees received at the end of the measurement period are not subject to reversal or payback. Incentive fees on hedge funds generally are subject to loss carryforward provisions in which losses incurred by the funds in any year are applied against certain future period net appreciation before any incentive fees can be earned.

For private equity funds, incentive fees may be earned in the form of a "carried interest" if profits arising from realized investments exceed a specified threshold. Typically, such carried interest is ultimately calculated on a whole-fund basis and, therefore, clawback of carried interests during the life of the fund can occur. As a result, incentive fees earned on our private equity funds are not recorded until potential uncertainties regarding the ultimate realizable amounts have been determined, including any potential for clawback.

Corporate segment net revenue consists primarily of net interest income, including amounts earned at LFB, and investment gains and losses on the Company's investment portfolio of LAM-managed equity funds and principal investments in equities, debt securities at LFB and alternative investment funds. Interest expense is also included in Corporate net revenue. Corporate net revenue can fluctuate due to changes in the fair value of investments classified as "trading", and with respect to "available-for-sale", when realized, or when a decline is determined to be other than temporary, with respect to "available-for-sale" and "held-to-maturity" investments, as well as due to changes in interest and currency exchange rates and in the levels of cash, investments and indebtedness. Corporate net revenue also includes "equity method" investments, including, in 2009, the write-off of the Company's investment in the Sapphire warrants (see Note 15 of Notes to Consolidated Financial Statements).

Effective July 1, 2008, as permitted by accounting principles generally accepted in the United States of America ("U.S. GAAP"), the portion of LFB's corporate debt portfolio that had been previously designated as "trading" was re-designated to "available-for-sale." During the years ended December 31, 2009 and 2008, the Company recorded net mark-ups and mark-downs of \$29 and \$(41) million, respectively, in "accumulated other comprehensive income (loss), net of tax" ("AOCI").

Although Corporate segment net revenue during the year ended December 31, 2009 represented (4)% of Lazard's net revenue, total assets in Corporate represented 55% of Lazard's consolidated total assets as of December 31, 2009, principally attributable to assets associated with LFB, and, to a lesser extent, investments in LAM-managed funds, other securities and cash.

Table of Contents

Operating Expenses

The majority of Lazard's operating expenses relate to compensation and benefits for employees and managing directors. Our compensation and benefits expense includes amortization of the relevant portion of the restricted stock unit awards ("RSUs") under the Lazard Ltd 2005 Equity Incentive Plan ("2005 Plan") and the Lazard Ltd 2008 Incentive Compensation Plan (the "2008 Plan"), with such amortization generally determined on a straight-line basis over the vesting periods and not on the basis of revenue recognition (see Note 17 of Notes to Consolidated Financial Statements). Our compensation expense-to-operating revenue ratio for the years ended December 31, 2009, 2008 and 2007 was 71.8%, 55.6% and 55.7%, respectively, (with such ratios excluding, in 2009, the compensation charges of approximately \$87 million related to the acceleration of amortization expense relating to the vesting of RSUs held by Lazard's former Chairman and Chief Executive Officer as a result of his death in October 2009 and approximately \$61 million relating to the accelerated vesting of the unamortized portion of previously awarded deferred cash incentive awards and, in 2008, the compensation charge of approximately \$197 million relating to the LAM Merger). Compensation expense in any given year is dependent on many factors, including general economic and market conditions, our operating and financial performance, staffing levels and competitive pay conditions, as well as the composition between current and deferred compensation.

Lazard's operating expenses also include "non-compensation expense", amortization of intangible assets related to business acquisitions and, in 2009, restructuring expense. Non-compensation expense includes costs for occupancy and equipment, marketing and business development, technology and information services, professional services, fund administration and outsourced services, the provision (benefit) pursuant to a tax receivable agreement with LFCM Holdings and other expenses. Amortization of intangibles related to business acquisitions are associated with the acquisitions of Edgewater, GAHL and CWC. Restructuring expense relates to the reduction of headcount in the first quarter of 2009, and includes severance and related benefits expense, the acceleration of unrecognized expense pertaining to RSUs previously granted to individuals who were terminated and certain other costs related to this initiative.

Provision for Income Taxes

Lazard Group primarily operates in the U.S. as a limited liability company that is treated as a partnership for U.S. federal income tax purposes. As a result, Lazard Group's income pertaining to the limited liability company is not subject to U.S. federal income taxes because taxes associated with such income represent obligations of the individual partners. Outside the U.S., Lazard Group operates principally through corporations and is subject to local income taxes. Income taxes shown on Lazard's consolidated statements of operations are attributable to taxes incurred in non-U.S. entities and to New York City Unincorporated Business Tax ("UBT") attributable to Lazard's operations apportioned to New York City. The Company's provision for income taxes also includes a U.S. income tax provision attributable to Lazard Ltd's ownership interest in Lazard Group's operating income.

Noncontrolling Interests

The Company records a charge (credit) to noncontrolling interests relating to LAZ-MD Holdings' ownership interest in Lazard Group's net income (loss), which averaged 28%, 43% and 52% for the years ended December 31, 2009, 2008 and 2007, respectively, and amounted to \$(61) million, \$10 million and \$177 million, respectively. Also included in noncontrolling interests in our consolidated financial statements are amounts related to Edgewater in 2009 and various LAM-related general partnership interests ("GPs") held directly by certain of our LAM managing directors.

See Note 16 of Notes to Consolidated Financial Statements for information regarding Company's noncontrolling interests.

Table of Contents

Consolidated Results of Operations

Lazard's consolidated financial statements are presented in U.S. dollars. Many of our non-U.S. subsidiaries have a functional currency (*i.e.*, the currency in which operational activities are primarily conducted) that is other than the U.S. dollar, generally the currency of the country in which the subsidiaries are domiciled. Such subsidiaries' assets and liabilities are translated into U.S. dollars using exchange rates as of the respective balance sheet date while revenue and expenses are translated at average exchange rates during the respective periods based on the daily closing exchange rates. Adjustments that result from translating amounts from a subsidiary's functional currency are reported as a component of stockholders' equity. Foreign currency remeasurement gains and losses on transactions in non-functional currencies are included in the consolidated statements of operations.

During 2009 and 2008, the Company reported certain charges (the "2009 special items" and the "2008 special item," respectively, and collectively, "the 2009 and 2008 special items") that resulted in a significant adverse impact on its operating results. The impact of such special items in 2009 and 2008 on the Company's consolidated statements of operations are described in more detail in the table below.

	Year Ended December 31, 2009			Total	Year Ended
	Restructuring	RSU Acceleration	Deferred Cash Acceleration (c)		December 31, 2008
	(a)	(b)	(\$ in thousands)		LAM Merger
Compensation		\$86,514	\$60,512	\$147,026	\$197,550
Non-Compensation					2,000
Restructuring	\$62,550			62,550	
Operating Income (Loss)	(62,550)	(86,514)	(60,512)	(209,576)	(199,550)
Income Tax (Benefit)	(6,401)		(2,566)	(8,967)	(7,427)
Noncontrolling Interest (Benefit)	(21,075)	(22,048)	(14,767)	(57,890)	(83,495)
Net Income (Loss) Attributable to Lazard Ltd.	<u>\$(35,074)</u>	<u>\$(64,466)</u>	<u>\$(43,179)</u>	<u>\$(142,719)</u>	<u>\$(108,628)</u>

(a) Restructuring plan announced in the first quarter of 2009.

(b) Acceleration of amortization expense relating to the vesting of RSUs held by Lazard's former Chairman and Chief Executive Officer as a result of his death in October 2009.

(c) Accelerated vesting of the unamortized portion of previously awarded deferred cash incentive awards (no portion of which relates to Lazard's former Chairman and Chief Executive Officer).

A discussion of the Company's consolidated results of operations for the years ended December 31, 2009, 2008 and 2007 is set forth below, followed by a more detailed discussion of business segment results. For comparability purposes in the discussion that follows, the 2009 and 2008 results are shown in tables below, as applicable, on both an "as reported" U.S. GAAP and "excluding special items" non-U.S. GAAP basis.

Table of Contents

	Year Ended December 31,						
	2009			2008			2007
	U.S. GAAP As Reported	Impact of Special Items (a)	Non-U.S. GAAP Excluding Special Items (b)	U.S. GAAP As Reported	Impact of Special Item (a)	Non- U.S. GAAP Excluding Special Item (b)	U.S. GAAP As Reported
<i>Net Revenue</i>	\$ 1,530,518		\$ 1,530,518	\$ 1,557,207		\$ 1,557,207	\$ 1,917,689
<i>Operating Expenses:</i>							
Compensation and benefits	1,309,240	\$ 147,026	\$ 1,162,214	1,128,253	\$ 197,550	930,703	1,123,068
Non-compensation expense	335,972		335,972	399,218	2,000	397,218	354,803
Amortization of intangible assets related to acquisitions	4,990		4,990	4,596		4,596	21,523
Restructuring	62,550	62,550	—	—		—	—
Total operating expenses	1,712,752	209,576	1,503,176	1,532,067	199,550	1,332,517	1,499,394
<i>Operating Income (Loss)</i>	(182,234)	(209,576)	27,342	25,140	(199,550)	224,690	418,295
Provision (benefit) for income taxes	6,011	(8,967)	14,978	25,379	(7,427)	32,806	80,616
<i>Net Income (Loss)</i>	(188,245)	(200,609)	12,364	(239)	(192,123)	191,884	337,679
<i>Less – Net Income (Loss) Attributable to Noncontrolling Interests</i>	(58,003)	(57,890)	(113)	(3,377)	(83,495)	80,118	182,637
<i>Net Income (Loss) Attributable to Lazard Ltd</i>	\$ (130,242)	\$ (142,719)	\$ 12,477	\$ 3,138	\$ (108,628)	\$ 111,766	\$ 155,042
<i>As a % of Net Revenue:</i>							
Operating Income (Loss)	(12)%		2%	2%		14%	22%

(a) Represents charges related to the 2009 and 2008 special items. See Notes 8, 17, 19 and 24 of Notes to Consolidated Financial Statements.

(b) A non-U.S. GAAP measure that management believes provides the most meaningful comparison between historical, present and future periods.

Table of Contents

The table below describes the components of operating revenue, a non-U.S. GAAP measure used by the Company to manage total compensation and benefits expense to managing directors and employees. Management believes operating revenue provides the most meaningful basis for comparison between present, historical and future periods.

	Year Ended December 31,		
	2009	2008	2007
	(\$ in thousands)		
Operating revenue			
Total revenue	\$1,638,408	\$1,697,106	\$2,054,799
Add (deduct):			
LFB interest expense (a)	(13,815)	(35,358)	(34,827)
Revenue related to noncontrolling interests (b)	(6,965)	13,348	(5,135)
Operating revenue	<u>\$1,617,628</u>	<u>\$1,675,096</u>	<u>\$2,014,837</u>

- (a) The interest expense incurred by LFB is excluded from total revenue because LFB is a commercial bank and we consider its interest expense to be a cost directly related to the conduct of its business.
- (b) Revenue related to the consolidation of noncontrolling interests is excluded because the Company has no economic interest in such amount. Further, such results are offset by a charge or credit to noncontrolling interests.

Certain key ratios, statistics and headcount information for the years ended December 31, 2009, 2008 and 2007 are set forth below:

As a % of Net Revenue, By Revenue Category:	Year Ended December 31,		
	2009	2008	2007
Investment banking and other advisory fees	62%	64%	62%
Money management fees	37	39	35
Interest income	2	5	5
Other	6	1	5
Interest expense	(7)	(9)	(7)
Net Revenue	<u>100%</u>	<u>100%</u>	<u>100%</u>

See Note 24 of Notes to Consolidated Financial Statements for additional financial information on a geographic basis.

Headcount:	As of December 31,		
	2009	2008	2007
Managing Directors:			
Financial Advisory	150	151	138
Asset Management	56	56	48
Corporate	7	8	8
Limited Managing Directors	3	6	6
Other Employees:			
Business segment professionals	987	1,026	997
All other professionals and support staff	<u>1,091</u>	<u>1,187</u>	<u>1,261</u>
Total	<u>2,294</u>	<u>2,434</u>	<u>2,458</u>

Table of Contents

During 2009, we continued to hire key professionals on a selective basis, and to redeploy employees into areas where we saw potential for growth. As described above, to further optimize our mix of personnel we also reduced staff in other areas, including the back office.

Operating Results

As reflected in the table of consolidated results of operations above, charges related to the 2009 and 2008 special items had a significant impact on the Company's reported operating results. Lazard management believes that comparisons between years are most meaningful after excluding the impact of such items.

Year Ended December 31, 2009 versus December 31, 2008

The Company reported a net loss attributable to Lazard Ltd of \$130 million for the year ended December 31, 2009, a decrease of \$133 million, as compared to net income of \$3 million in 2008. Such decrease was, in part, the result of the 2009 special items, which in the aggregate served to reduce net income attributable to Lazard Ltd by \$143 million. Partially offsetting such items was the impact in 2008 of the 2008 special item, which reduced net income attributable to Lazard Ltd in that year by \$109 million. Excluding the after-tax impact of the 2009 and 2008 special items, net income attributable to Lazard Ltd in the year ended December 31, 2009 was \$12 million, a decrease of \$99 million, or 89%, as compared to 2008. Such reduction in net income attributable to Lazard Ltd in 2009 was primarily affected by higher amounts relating to compensation and benefits expense due to (i) a change in the Company's compensation policy, which resulted in an increase in the cash component of compensation (which is expensed currently), and a decrease in the aggregate amount of compensation amortizable over future periods, and (ii) an increased amount of amortization expense related to previously granted equity-based incentive compensation and the current year portion of the previously awarded deferred cash incentive awards, partially offset by reductions in non-compensation expense, income taxes and net income attributable to noncontrolling interests. The change in the Company's compensation policy was designed to reduce future amortization expense associated with the equity-based compensation component, to allow greater flexibility in the future to address competitive conditions, to more closely align the current pay cycle with reported compensation and revenues, and to maintain significant retention mechanisms by focusing stock grant awards at the more senior levels, where they are more highly effective and valued.

Net revenue decreased \$27 million, or 2%, for the year ended December 31, 2009, as compared to 2008, with operating revenue decreasing \$57 million, or 3%, as compared to 2008. Fees from investment banking and other advisory activities decreased \$35 million, or 4%, as compared to 2008, principally reflecting a change in the composition of advisory activities as a \$288 million, or 35%, decline in M&A and Strategic Advisory revenue, was partially offset by a \$257 million, or 216%, increase in Restructuring revenue, which includes fees for advising on distressed asset sales. Money management fees, including incentive fees, in 2009 decreased \$40 million, or 7%, as compared to 2008, due to a \$19 billion, or 15%, decline in average AUM for the year ended December 31, 2009 versus 2008, primarily as the result of market depreciation experienced in 2008 and the first quarter of 2009, partially offset by higher incentive fees earned in 2009. Interest income decreased \$53 million, or 64%, due primarily to a lower interest rate environment, combined with lower average cash balances and receivables from banks. Other revenue increased \$69 million in the year ended December 31, 2009, as compared to 2008, principally due to investment income of \$18 million in the Company's investment portfolio, versus an aggregate loss of \$53 million in LFB's corporate debt portfolio (redesignated as "available-for-sale" effective July 1, 2008) and the Company's investment portfolio in 2008. With respect to the latter, during 2009, the Company had in place a hedging strategy to minimize its risks associated with volatility in the equity markets. Partially offsetting the increase in other revenue in 2009 was a \$13 million write-off relating to the Company's investment in warrants of Sapphire Industrials Corp., ("Sapphire"), a special purpose acquisition company sponsored by Lazard. Interest expense for the year ended December 31, 2009 decreased \$32 million, or 23%, primarily related to the Company's May 2008 repurchase of \$437 million aggregate principal amount of its 6.12% senior notes in connection with the remarketing of such notes, the partial repurchases of other senior notes, as well as a lower interest rate environment and reduced levels of LFB's customer deposits.

Table of Contents

Compensation and benefits expense for the year ended December 31, 2009 increased \$181 million, as compared to 2008. Compensation and benefits expense in 2009 included special items aggregating \$147 million, whereas the 2008 special item included a charge of approximately \$197 million. When excluding the 2009 and 2008 special items, compensation and benefits expense increased \$232 million, reflecting a change in the Company's compensation policy as previously described, and the impact of an increase in the amortization expense associated with previously granted equity-based incentive awards and the current year portion of the previously awarded deferred cash incentive awards. Compensation and benefits expense, excluding the 2009 and 2008 special items, was 71.8% and 55.6% of operating revenue in the years ended December 31, 2009 and 2008, respectively.

Non-compensation expense for the year ended December 31, 2009 decreased \$63 million, or 16%, as compared to 2008. Factors contributing to the decrease were (i) charges in 2008 comprised of the \$12 million provision for losses from counterparty defaults related primarily to the bankruptcy filing of one of our prime brokers and the \$2 million charge relating to the 2008 special item, (ii) lower spending on travel and other business development activities, lower consulting and recruiting fees, (iii) the strengthening of the U.S. dollar versus foreign currencies and (iv) an \$18 million decrease in the provision pursuant to the tax receivable agreement. The ratio of non-compensation expense to operating revenue was 20.8% for the year ended December 31, 2009, as compared to 23.8% of operating revenue for 2008.

Amortization of intangible assets for the year ended December 31, 2009 was essentially unchanged principally due to lower amortization of intangibles related to the acquisitions of GAHL and CWC, partially offset by the increase related to the Edgewater Acquisition.

As announced in the first quarter of 2009, we continued to redeploy our banking professionals into growth areas and reduced staffing in other areas to further optimize our mix of personnel. As a result, the 2009 special items include a pre-tax restructuring charge of \$63 million in connection with severance and benefit payments, the acceleration of unrecognized expense pertaining to RSUs previously granted to individuals who were terminated and certain other costs related to the restructuring initiative.

Operating loss for the year ended December 31, 2009 was \$182 million, a decrease of \$207 million as compared to an operating income of \$25 million in 2008 (with such amounts including the impact of the 2009 and 2008 special items) and, as a percentage of net revenue, was (12)% as compared to operating income of 2% in 2008. Excluding the impact of the 2009 and 2008 special items, operating income in 2009 was \$27 million, a decline of \$197 million, or 88%, as compared to operating income in 2008 of \$225 million, and, as a percentage of net revenue, was 2% in 2009, as compared to 14% in 2008.

The provision for income taxes for the year ended December 31, 2009 was \$6 million, a decrease of \$19 million, as compared to a tax provision of \$25 million in 2008. When excluding the tax benefits of \$9 million and \$7 million relating to the 2009 and 2008 special items, respectively, the income tax provision in 2009 decreased \$18 million, with such decrease principally due to the decline in operating income in 2009 as compared to 2008 and valuation allowance changes affecting the provision for income taxes. The Company's effective tax rate was (3.3)% for the year ended December 31, 2009, as compared to 101.0% in 2008. When excluding the 2009 and 2008 special items, the effective tax rate was 54.8% in 2009, as compared to 14.6% in 2008.

Net loss attributable to noncontrolling interests for the year ended December 31, 2009 increased \$55 million, as compared to 2008. When excluding the impact of the 2009 and 2008 special items, net income attributable to noncontrolling interests in 2009 decreased \$80 million as compared to 2008, with such decrease principally reflecting a reduction in Lazard Group's net income. During the years ended December 31, 2009 and 2008, LAZ-MD Holdings ownership interests averaged 28% and 43%, respectively.

Table of Contents

Year Ended December 31, 2008 versus December 31, 2007

The Company reported net income attributable to Lazard Ltd of \$3 million for the year ended December 31, 2008, a decline of \$152 million as compared to net income of \$155 million in 2007. Such decline was principally the result of the 2008 special item, which reduced net income in 2008 by \$109 million. Net income was also adversely impacted by an 18% decline in Financial Advisory net revenue as a result of a slowdown in global M&A activity and a 15% decline in Asset Management net revenue due principally to the decline in equity markets. These revenue decreases were partially offset by reduced compensation and benefits, down 17% when excluding the impact of the 2008 special item, and lower provisions for income taxes and net income attributable to noncontrolling interests. When excluding the impact of the 2008 special item, the Company's net income in 2008 was \$112 million, or 28% lower than 2007. As described above, the Company acquired GAHL and CWC during the third quarter of 2007. Accordingly, results for the year ended December 31, 2008 and 2007 include the results of such acquired businesses from the respective acquisition dates.

Net revenue decreased \$360 million, or 19%, for the year ended December 31, 2008, as compared to 2007, with operating revenue decreasing \$340 million, or 17%, as compared to 2007. Fees from investment banking and other advisory activities decreased \$206 million, or 17%, versus 2007. Our investment banking fees reflect fees from M&A and Strategic Advisory, Restructuring and Corporate Finance assignments encompassing general strategic and transaction-specific advice to public and private companies, governments and other parties, and includes various corporate finance services. Money management fees, including incentive fees, decreased \$59 million, or 9%, as compared to the prior year due to a \$8 billion, or 6%, decrease in average AUM for the year ended December 31, 2008 versus 2007, primarily as the result of market and foreign exchange depreciation, as well as lower incentive fees earned in 2008. Interest income decreased \$8 million, or 9%, due to lower average cash balances and a lower interest rate environment. Other revenue decreased \$85 million, or 81%, in the year ended December 31, 2008 versus 2007. The decline in other revenue as compared to 2007 reflects a \$93 million decrease in investment income due to losses and markdowns in the first quarter of 2008 in LFB's corporate debt portfolio held as in integral part of its asset-liability management program, net unrealized losses in the Company's investment portfolio, the writedown of private equity investments (primarily in the fourth quarter), and a reduction in LAM GP-related revenues (which are, to the extent held directly by certain of our LAM managing directors or employees of the Company, fully offset in net income attributable to noncontrolling interests), partially offset by a \$20 million gain from the repurchase of a portion of the Company's senior notes and \$15 million in gains from foreign currency transactions (consisting of a \$24 million gain in the Corporate segment, partially offset by an aggregate loss of \$9 million in the Asset Management and Financial Advisory segments). Other revenue in 2007 included \$14 million of unrealized gains on private equity investments and a \$9 million gain in connection with the Company's interest in the net proceeds related to the sale of a portion of LFCM Holdings' ownership interest in Panmure Gordon & Co. plc ("PG&C") (see Note 22 of Notes to Consolidated Financial Statements). Interest expense for the year ended December 31, 2008 increased \$3 million, or 2%, primarily related to the Company's June 2007 issuance of \$600 million aggregate principal amount of its 6.85% senior notes, partially offset by a reduction in interest expense related to the Company's May 2008 repurchase of \$437 million aggregate principal amount of its 6.12% senior notes in connection with the remarketing of such notes.

Compensation and benefits expense for the year ended December 31, 2008 increased by \$5 million, as compared to 2007, including the 2008 special item. When excluding such charge, compensation and benefits expense in 2008 decreased \$192 million, or 17%. Such decrease reflected lower incentive compensation and was consistent with the decrease in operating revenue, which more than offset the additional amortization of an increased amount of RSUs granted and additional compensation associated with the strategic headcount growth of managing directors and business segment professionals. Compensation and benefits expense, including the charge relating to the 2008 special item, was 67.4% of operating revenue in 2008. However, when excluding the 2008 special item, such expense represented 55.6% of operating revenue in 2008, as compared to 55.7% in 2007.

Table of Contents

Non-compensation expense for the year ended December 31, 2008 increased \$44 million, as compared to 2007, including the \$2 million charge relating to the 2008 special item. Apart from such charge, non-compensation expense increased \$42 million, or 12%. Factors contributing to the increase include (i) the impact of investments in our business and operating expenses related to companies acquired in the third quarter of 2007, (ii) the \$12 million provision for losses from counterparty defaults from one of our prime brokers, (iii) increased business development expenses for travel and market related data, and (iv) fees for outsourced services. The ratio of non-compensation expense to operating revenue was 23.7% in 2008, as compared to 18.7% in 2007. The ratio, when excluding the 2008 special item and the provisions pursuant to the tax receivable agreement with LFCM Holdings of \$17 million in both years, was 22.7% for 2008, compared to 16.8% of operating revenue for 2007, with such increased percentage primarily attributable to the decline in operating revenues in 2008 as well as the provision for losses from counterparty defaults described above.

Amortization of intangible assets for the year ended December 31, 2008 amounted to \$5 million, a decrease of \$17 million as compared to the prior year, due to lower expense related to the acquisitions of GAHL and CWC in 2007.

Operating income for the year ended December 31, 2008 decreased \$393 million, as compared to 2007, including the 2008 special item of \$199 million, and, as a percentage of net revenue, operating income was 2% and 22% in 2008 and 2007, respectively. When excluding the 2008 special item, operating income decreased \$194 million, and, as a percentage of net revenue, operating income was 14% and 22% in 2008 and 2007, respectively.

The provision for income taxes for the year ended December 31, 2008 decreased \$55 million, including the \$7 million tax benefit relating to the 2008 special item. The remaining decrease of \$48 million as compared to 2007 was principally due to lower levels of income in 2008. The Company's effective tax rate was 101% for the year ended December 31, 2008, as compared to 19.3% in 2007. When excluding the impact of the 2008 special item, the Company's effective tax rate was 14.6% in 2008.

Net income attributable to noncontrolling interests for the year ended December 31, 2008 decreased by \$186 million as compared to 2007, including the \$83 million credit relating to the 2008 special item. The remaining decrease was \$103 million, or 56%, as compared to 2007, which principally reflected the lower level of Lazard Group net income in 2008 as well as a decrease in LAZ-MD Holdings ownership interest of Lazard Group in 2008 (an average of 43%) as compared to 2007 (an average of 52%). In addition, net income attributable to noncontrolling interests in 2008 includes a \$13 million credit related to various LAM GPs held directly by certain of our LAM managing directors for which there is an offsetting amount included in "revenue-other", as compared to a \$5 million charge recorded in 2007.

Business Segments

The following is a discussion of net revenue and operating income for the Company's business segments - Financial Advisory, Asset Management and Corporate. Each segment's operating expenses include (i) compensation and benefits expenses that are incurred directly in support of the segment and (ii) other operating expenses, which include directly incurred expenses for occupancy and equipment, marketing and business development, technology and information services, professional services, fund administration and outsourcing, and indirect support costs (including compensation and benefits expense and other operating expenses related thereto) for administrative services. Such administrative services include, but are not limited to, accounting, tax, legal, facilities management and senior management activities. Such support costs are allocated to the relevant segments based on various statistical drivers such as, among other items, headcount, square footage and transactional volume. As reflected in the tables below, each segment's operating results are presented, as applicable, on an "as reported" and "excluding special items" basis (see Note 24 of Notes to Consolidated Financial Statements).

Table of Contents

Financial Advisory

The following table summarizes the operating results of the Financial Advisory segment:

	Year Ended December 31, 2009			Year Ended December 31, 2008	Year Ended December 31, 2007
	U.S. GAAP As Reported	Impact of Special Item (a)	Non- U.S. GAAP Excluding Special Item (b)	U.S. GAAP As Reported	U.S. GAAP As Reported
	(\$ in thousands)				
M&A and Strategic Advisory	\$526,225		\$526,225	\$ 814,660	\$ 969,409
Restructuring	376,710		376,710	119,283	127,175
Capital Markets and Other Advisory	83,885		83,885	88,970	143,593
Net Revenue	986,820		986,820	1,022,913	1,240,177
Operating Expenses (c)	998,727	\$ 48,533	950,194	796,970	920,705
Operating Income (Loss)	\$(11,907)	\$(48,533)	\$ 36,626	\$ 225,943	\$ 319,472
Operating Income As A Percentage Of Net Revenue	(1)%		4%	22%	26%

	As of December 31,		
	2009	2008	2007
Headcount (d):			
Managing Directors	150	151	138
Limited Managing Directors	3	5	3
Other Employees:			
Business segment professionals	678	691	654
All other professionals and support staff	211	246	256
Total	1,042	1,093	1,051

- (a) Represents the portion of the 2009 special items attributable to the Financial Advisory segment (see Note 24 of Notes to Consolidated Financial Statements).
- (b) A non-U.S. GAAP measure that management believes provides the most meaningful comparison between historical, present and future periods.
- (c) Includes indirect support costs (including compensation and benefits expense and other operating expenses related thereto), and, in 2009, 2008 and 2007, \$146, \$3,470 and \$21,523, respectively, of amortization of intangible assets related to the business acquisitions in 2007.
- (d) Excludes headcount related to indirect support functions, with such headcount being included in the Corporate segment.

Table of Contents

Net revenue trends in Financial Advisory for M&A and Strategic Advisory and Restructuring are generally correlated to the volume of completed industry-wide M&A transactions and restructurings occurring subsequent to corporate debt defaults, respectively. However, deviations from this relationship can occur in any given year for a number of reasons. For instance, our results can diverge from industry-wide activity where there are material variances from the level of industry-wide M&A activity in a particular market where Lazard has significant market share, or regarding the relative number of our advisory engagements with respect to larger-sized transactions, and where we are involved in significant non-public assignments. Certain Lazard client statistics and global industry statistics are set forth below:

	Year Ended December 31,		
	2009	2008	2007
Lazard Statistics:			
Number of Clients:			
Total	620	682	625
With Fees Greater than \$1 million	256	220	222
Percentage of Total Financial Advisory Revenue from Top 10 Clients (a)	17%	20%	19%
Number of M&A Transactions Completed Greater than \$1 billion (b)	38	40	55

(a) There were no individual clients that constituted more than 10% of our Financial Advisory segment net revenue in the years ended December 31, 2009, 2008 or 2007.

(b) Source: Thomson Financial as of January 22, 2010.

The geographical distribution of Financial Advisory net revenue is set forth below in percentage terms. The offices that generate Financial Advisory net revenue are located in the U.S., Europe (principally in the U.K., France, Italy, Spain and Germany) and the rest of the world (principally in Australia).

	Year Ended December 31,		
	2009	2008	2007
United States	51%	50%	49%
Europe	43	43	44
Rest of World	6	7	7
Total	100%	100%	100%

The Company's managing directors and many of its professionals have significant experience, and many of them are able to use this experience to advise on M&A, strategic advisory matters and restructuring transactions, depending on clients' needs. This flexibility allows Lazard to better match its professionals with the counter-cyclical business cycles of mergers and acquisitions and restructurings. While Lazard measures revenue by practice area, Lazard does not separately measure the costs or profitability of M&A services as compared to restructuring services. Accordingly, Lazard measures performance in its Financial Advisory segment based on overall segment net revenue and operating income margins.

Financial Advisory Results of Operations

As reflected in the table of operating results of the Financial Advisory segment above, the portion of the 2009 special item attributable to the Financial Advisory segment had a significant impact on the segment's reported operating results for such year. Lazard management believes that comparisons between years are most meaningful after excluding the impact of such item.

Year Ended December 31, 2009 versus December 31, 2008

For the year ended December 31, 2009, Financial Advisory net revenue decreased \$36 million, or 4%, as compared to 2008, reflecting decreases in M&A and Strategic Advisory revenue of \$288 million, or 35%, and Capital Markets and Other Advisory net revenue of \$5 million, or 6%, which were substantially offset by Restructuring revenue (including fees for advising on distressed asset sales), which increased \$257 million, or 216%.

Table of Contents

The decrease in M&A and Strategic Advisory revenue for the year ended December 31, 2009 was principally due to the adverse economic and market conditions described above, which resulted in lower average fees per transaction for M&A and Strategic Advisory clients, as well as those clients generating fee revenues greater than \$1 million. However, throughout 2009, M&A and Strategic Advisory quarterly revenue improved sequentially, with revenue in the second half of 2009 up 28%, as compared to the first half of 2009. Our major clients, which in the aggregate represented 25% of our M&A and Strategic Advisory revenue for the year, included Acciona, Anheuser-Busch InBev, Barclays, Caisse d'Epargne, Republic of Ecuador, SFGI-FPIM, GlaxoSmithKline, Haas Trusts, IBM and Saint-Gobain.

Restructuring revenue is derived from various activities including bankruptcy assignments, global debt and financing restructurings, distressed asset sales and advice on complex on- and off-balance sheet assignments, such as retiree health care obligations. Restructuring revenue during the year ended December 31, 2009 increased significantly as compared to 2008 due to the significant increases in defaults and in-court and out-of-court restructurings. Notable assignments completed in 2009 included Cemex, Charter Communications, Lehman Brothers, Nortel Networks and the UAW.

The decrease in Capital Markets and Other Advisory net revenue reflected decreases in the value of fund closings by our Private Fund Advisory Group and private placements by our Capital Markets Group, as well as declines in Equity Capital Markets transactions, all of which have been impacted by the uncertainty of the financial markets during 2009. Transactions in the year ended December 31, 2009 included Gores III and Triton III, Lehman Brothers and Sterling Group III in our Private Fund Advisory Group, and Danone on their rights offering.

Operating expenses for the year ended December 31, 2009 increased \$202 million, or 25%, as compared to 2008. Excluding the impact of the portion of the 2009 special item attributable to the Financial Advisory segment, operating expenses increased \$153 million, or 19%, as compared to 2008. Contributing to the increase was the change in the Company's compensation policy as previously described, an increase in the amortization expense associated with previously granted equity-based incentive awards and the current year portion of the previously awarded deferred cash incentive awards, which were partially offset by lower salaries and benefits due to the impact of the staff reductions associated with the restructuring program implemented during the first quarter of 2009, the strengthening of the U.S. dollar versus foreign currencies, and lower costs related to travel and other business development expenses, including recruiting, technology expenses and amortization of intangible assets.

Financial Advisory operating loss for 2009 was \$12 million, a decrease of \$238 million as compared to 2008, and represented (1)% of segment net revenues for 2009, as compared to 22% in 2008. Excluding the impact of the portion of the 2009 special item attributable to the Financial Advisory segment, operating income decreased \$189 million and represented 4% of segment net revenues in 2009, as compared to 22% in 2008.

Year Ended December 31, 2008 versus December 31, 2007

In 2008, Financial Advisory net revenue decreased \$217 million, or 18%, as compared to 2007, with M&A and Strategic Advisory revenue decreasing \$155 million, or 16%, and Restructuring revenue decreasing \$8 million, or 6%, while Capital Markets and Other Advisory net revenue decreased \$55 million, or 38%.

The decrease in M&A and Strategic Advisory revenue in 2008 was principally due to the adverse economic and market conditions described above, and resulted in lower average fees per transaction and the result of both a lower number of M&A transactions completed greater than \$1 billion which typically generate significant fees, as well as a lower number of clients generating fee revenues greater than \$1 million. Our major clients, which in the aggregate represented 25% of our M&A and Strategic Advisory revenue for the year, included APP Pharmaceuticals, Bear Stearns, Gaz de France, InBev, International Paper, Penn National Gaming, Resolution Life, Royal Bank of Scotland, Trane and Zinefix.

Restructuring revenue for 2008 ended slightly lower than 2007. Notable assignments completed in the fourth quarter included Lehman Brothers, Metaldyne, Reliant Energy and Sprint Nextel. Restructuring

Table of Contents

assignments that we were involved with in North America included Charter Communications, CIFG Assurance, Fannie Mae, Hawaiian Telcom, Nortel, Pilgrim's Pride, Smurfit-Stone Container, Tarragon Corporation, Tribune Co. and The Trustees of Bernard L. Madoff Investment Securities and in Europe, Premiere, Vita Group, Belvedere, Ineos and Olympic Airways.

The decrease in Capital Markets and Other Advisory net revenue reflected decreases in the value of fund closings by our Private Fund Advisory Group, private placements by our Capital Markets Group and declines in Equity Capital Markets transactions, all of which have been negatively impacted by the deterioration of the financial markets during 2008. Our Alternative Capital Finance Group served as a placement agent on a number of RD Offerings, including RDs for H&R Block, Clean Energy Fuels and Orient-Express.

Operating expenses for the year ended December 31, 2008 decreased \$124 million, or 13%, as compared to 2007, primarily due to decreased compensation expense consistent with lower operating revenue and reduced amortization of intangible assets associated with the 2007 acquisitions. Such decreases were partially offset by increases related to the amortization of an increased amount of RSUs, increased costs from the strategic headcount growth of senior bankers and relating to companies acquired in 2007 and other new offices, as well as increases in business development expenses for travel and market related data.

Financial Advisory operating income for 2008 decreased \$94 million, or 29%, as compared to 2007 and represented 22% and 26% of segment net revenue for 2008 and 2007, respectively.

Asset Management

The following table shows the composition of AUM for the Asset Management segment:

	As of December 31,		
	2009	2008	2007
	(\$ in millions)		
AUM:			
International Equities	\$ 32,268	\$25,000	\$ 50,535
Global Equities	58,332	31,553	47,814
U.S. Equities	16,003	13,177	20,927
Total Equities	<u>106,603</u>	<u>69,730</u>	<u>119,276</u>
European and International Fixed Income	13,763	12,690	10,255
Global Fixed Income	1,794	1,183	2,161
U.S. Fixed Income	2,499	1,951	1,817
Total Fixed Income	<u>18,056</u>	<u>15,824</u>	<u>14,233</u>
Alternative Investments	3,936	3,196	3,577
Private Equity (a)	839	1,579	1,401
Cash Management	109	780	2,926
Total AUM	<u>\$129,543</u>	<u>\$91,109</u>	<u>\$141,413</u>

(a) At December 31, 2009, includes \$0.6 billion related to the July 15, 2009 Edgewater Acquisition and excludes, as of December 31, 2009, the AUM of FPG and the related investment company for which Lazard may have earned carried interests (which amounted to \$1.4 billion and \$1.3 billion of AUM at December 31, 2008 and 2007, respectively) due to the sale of FPG effective September 30, 2009.

Table of Contents

Average AUM for the years ended December 31, 2009, 2008 and 2007 is set forth below. Average AUM is based on an average of quarterly ending balances for the respective periods.

	Year Ended December 31,		
	2009	2008	2007
	(\$ in millions)		
Average AUM	<u>\$103,988</u>	<u>\$122,828</u>	<u>\$130,827</u>

Total AUM at December 31, 2009 increased \$38.4 billion, or 42%, as compared to that at December 31, 2008. While average AUM for the year ended December 31, 2009 was 15% lower than the average AUM for 2008, average AUM increased sequentially by quarter during 2009. International, Global and U.S. equities represented 25%, 45% and 12% of total AUM at December 31, 2009, respectively, versus 27%, 35% and 14% of total AUM at December 31, 2008, respectively.

Total AUM at December 31, 2008 decreased \$50.3 billion, or 36%, as compared to that at December 31, 2007. Average AUM for the year ended December 31, 2008 decreased \$8 billion, or 6%, as compared to the average AUM in 2007, with average AUM decreasing sequentially by quarter during 2008. International, Global and U.S. equities represented 27%, 35% and 14% of total AUM at December 31, 2008, respectively, versus 36%, 34% and 15% of total AUM at December 31, 2007, respectively.

As of December 31, 2009, approximately 89% of our AUM was managed on behalf of institutional clients, including corporations, labor unions, public pension funds, insurance companies and banks, and through sub-advisory relationships, mutual fund sponsors, broker-dealers and registered advisors versus 85% of December 31, 2008, and, as of December 31, 2009, 11% of our AUM was managed on behalf of individual client relationships, which are principally with family offices and high-net worth individuals, versus 15% at December 31, 2008.

The following is a summary of changes in AUM for the years ended December 31, 2009, 2008 and 2007.

	Year Ended December 31,		
	2009	2008	2007
	(\$ in millions)		
AUM—Beginning of Year	\$ 91,109	\$141,413	\$110,437
Net Flows(a)	10,253	1,371	16,745
Acquisitions/(Dispositions)(b)	(831)	-	-
Market and Foreign Exchange Appreciation (Depreciation)	29,012	(51,675)	14,231
AUM—End of Year	<u>\$129,543</u>	<u>\$ 91,109</u>	<u>\$141,413</u>

(a) Includes inflows of \$30,984, \$25,923 and \$42,031 and outflows of \$20,731, \$24,552 and \$25,286 for the years ended December 31, 2009, 2008 and 2007, respectively.

(b) Includes AUM and unfunded fee-earning commitments related to the Edgewater Acquisition, offset by the disposition of private equity AUM related to the sale of FPG.

Inflows, which principally occurred in the second half of 2009, were in a broad range of products, with emphasis on Emerging Markets and Global Thematic Equity products due to increased investments in existing accounts as well as new accounts gained. Outflows occurred most significantly in U.S. Mid Cap and Small Cap Equity and European and U.K. Equity products.

Consistent with the industry as a whole, we experienced market appreciation subsequent to the first quarter of 2009, which was the principal contributor to the increase in AUM. During the year ended December 31, 2009, equity products experienced the most significant market appreciation, with such increase slightly better than the global market indices previously described. As of December 31, 2009, AUM denominated in foreign currencies represented approximately 45% of our total AUM, as compared to 50% at December 31, 2008. Foreign denominated AUM declines in value with the strengthening of the U.S. dollar and increases in value as the U.S. dollar weakens.

Table of Contents

Inflows during the year ended December 31, 2008 occurred across all products (principally Global Equities, International Equities, European and International Fixed Income and Alternative Investment products) due to contributions to existing accounts as well as new accounts gained. The majority of the inflows occurred in the first half of 2008 as investors in the second half of the year delayed funding new mandates or increasing funding of existing mandates. Outflows occurred relatively evenly throughout the year also across all products due to withdrawals from existing accounts and, to a lesser degree, accounts lost.

Significant market depreciation was experienced in 2008, including the impact of the strengthening U.S. dollar versus foreign currencies particularly in the second half of 2008, with these factors being the principal contributors to the decrease in AUM. Equity products experienced the most significant decrease, with International and Global Equity products experiencing market depreciation of approximately 40% and U.S. Equity experiencing market depreciation of approximately 30%. Such decreases were generally consistent with global market indices as described above.

As of February 19, 2010, AUM was \$125.9 billion, a \$3.6 billion decrease since December 31, 2009. The change in AUM since December 31, 2009 was due to market depreciation of \$4.3 billion and net inflows of \$0.7 billion. Market depreciation since December 31, 2009 was approximately 3% of AUM at December 31, 2009, which was generally consistent with the decline in global market indices during that period.

The following table summarizes the operating results of the Asset Management segment for the years ended December 31, 2009, 2008 and 2007. Operating results for the years ended December 31, 2009 and 2008 are shown before and after the charges related to the 2009 and 2008 special items.

	Year Ended December 31, 2009			Year Ended December 31, 2008			Year Ended December 31, 2007	
	U.S. GAAP As Reported	Impact of Special Item (a)	Non- U.S. GAAP Excluding Special Item (b)	U.S. GAAP As Reported (\$ in thousands)	Impact of Special Item (a)	Non- U.S. GAAP Excluding Special Item (b)	U.S. GAAP As Reported	
Revenue:								
Management Fees	\$ 488,636		\$ 488,636	\$ 568,436		\$ 568,436	\$ 595,725	
Incentive Fees	74,795		74,795	34,961		34,961	67,032	
Other Income	31,257		31,257	24,732		24,732	56,859	
Sub-total	594,688		594,688	628,129		628,129	719,616	
Noncontrolling Interest Revenue	6,964		6,964	(13,348)		(13,348)	5,135	
Net Revenue	601,652		601,652	614,781		614,781	724,751	
Operating Expenses (c)	504,452	\$ 7,508	496,944	678,170	\$ 197,550	480,620	539,800	
Operating Income (Loss)	\$ 97,200	\$ (7,508)	\$ 104,708	\$ (63,389)	\$ (197,550)	\$ 134,161	\$ 184,951	
Operating Income (Loss), As A Percentage of Net Revenue	16%		17%	(10)%		22%	26%	
							As of December 31,	
							2009 2008 2007	
Headcount(d):								
Managing Directors						56	56	48
Limited Managing Directors						—	1	3
Other Employees:								
Business segment professionals						299	327	334
All other professionals and support staff functions						273	301	372
Total						628	685	757

(a) Represents the portion of the 2009 and 2008 special items attributable to the Asset Management segment (see Note 24 of Notes to Consolidated Financial Statements).

Table of Contents

- (b) A non-U.S. GAAP measure that management believes provides the most meaningful comparison between historical, present and future periods.
- (c) Includes indirect support costs (including compensation and benefits expense and other operating expenses related thereto).
- (d) Excludes headcount related to indirect support functions, with such headcount being included in the Corporate segment.

Our top ten clients accounted for 23%, 25% and 27% of our total AUM at December 31, 2009, 2008 and 2007, respectively, and there were no individual clients that constituted more than 10% of our Asset Management segment net revenue during any of the years ended December 31, 2009, 2008 and 2007.

The geographical distribution of Asset Management net revenue is set forth below in percentage terms:

	Year Ended December 31,		
	2009	2008	2007
United States	53%	52%	54%
Europe	36	37	37
Rest of World	11	11	9
Total	<u>100%</u>	<u>100%</u>	<u>100%</u>

Asset Management Results of Operations

As reflected in the table of operating results of the Asset Management segment above, the portion of the 2009 and 2008 special items attributable to the Asset Management segment had a significant impact on the segment's reported operating results for such years. Lazard management believes that comparisons between years are most meaningful after excluding the impact of such items.

Year Ended December 31, 2009 versus December 31, 2008

Asset Management net revenue in the year ended December 31, 2009 declined \$13 million, or 2%, as compared to 2008. Management fees for 2009 decreased \$80 million, or 14%, as compared to 2008, driven by a 15% decrease in average AUM. This decrease was due largely to the decline in equity markets, which was partially offset by the impact of a change in the mix of investment products and levels of management fees on certain products. However, consistent with the sequential increase in quarterly average AUM described above, management fee revenue was 44% higher in the second half of 2009 as compared to the first half of 2009. Incentive fees in 2009 increased \$40 million, or 114%, as compared to 2008, relating to both alternative and traditional long-only investment strategies. Other revenue increased \$27 million, or 236%, as compared to 2008, principally as a result of higher revenue from noncontrolling interests, foreign exchange remeasurement gains and investment income.

Operating expenses for 2009 decreased by \$174 million, or 26%, as compared to 2008. When excluding the 2009 and 2008 special items, operating expenses in 2009 increased \$16 million, or 3%, principally due to the change in the Company's compensation policy as previously described. Also impacting the increase was an increase in the the current year portion of amortization expense associated with previously awarded deferred cash incentive awards, higher fees for outsourced services and an increase in the amortization of intangible assets relating to the Edgewater Acquisition, partially offset by decreased compensation related to reduced headcount, and declines in business development expenses for travel and market-related data and professional fees.

Asset Management operating income for the year ended December 31, 2009 was \$97 million, an increase of \$160 million, as compared to an operating loss of \$63 million in 2008, and represented 16% of segment net revenue in 2009, as compared to (10)% in 2008. When excluding the impact of the 2009 and 2008 special items, operating income in 2009 decreased \$29 million, or 22%, when compared to 2008, and represented 17% of segment net revenue in 2009 as compared to 22% for 2008.

Table of Contents

Year Ended December 31, 2008 versus December 31, 2007

Asset Management net revenue in 2008 declined \$110 million, or 15%, as compared to 2007. Management fees for 2008 decreased \$27 million, or 5%, versus 2007 driven by a 6% decrease in average AUM due largely to market depreciation primarily during the second half of 2008 as well as the impact of a change in the mix of investment products and levels of management fees on certain products. Incentive fees decreased \$32 million, or 48%, for 2008, as compared to 2007, with the decrease principally in alternative investment strategies. Other income decreased \$51 million, or 82%, as compared to 2007 principally as a result of lower revenue from noncontrolling interests, other investment losses and foreign currency transaction losses.

Operating expenses for 2008 increased \$138 million, as compared to 2007. Excluding the 2008 special item of approximately \$197 million, operating expenses in 2008 decreased \$59 million, or 11%, versus 2007, due principally to decreased compensation related to lower operating revenue, partially offset by increases in outsourced services as a result of LAM outsourcing a portion of its operations, business development expenses for travel and market related data as well as for amortization of an increased amount of RSUs granted.

Including the 2008 special item of approximately \$197 million, Asset Management had an operating loss of \$63 million, a decline of \$248 million as compared to operating income of \$185 million in 2007. Excluding the impact of the 2008 special item, Asset Management had operating income in 2008 of \$134 million, a decline of \$51 million, or 27%, as compared to 2007, with operating income as a percentage of segment net revenue being 22% for 2008, as compared to 26% for 2007.

Corporate

The following table summarizes the results of the Corporate segment:

	Year Ended December 31, 2009			Year Ended December 31, 2008			Year Ended December 31, 2007		
	U.S. GAAP As Reported	Impact of Special Items (a)	Non- U.S. GAAP Excluding Special Items (b)	U.S. GAAP As Reported (\$ in thousands)	Impact of Special Item (a)	Non- U.S. GAAP Excluding Special Item (b)	U.S. GAAP As Reported		
Interest Income	\$ 23,367		\$ 23,367	\$ 63,692		\$ 63,692	\$ 68,905		
Interest Expense	(103,131)		(103,131)	(138,107)		(138,107)	(136,597)		
Net Interest Income (Expense)	(79,764)		(79,764)	(74,415)		(74,415)	(67,692)		
Other Revenue	21,810		21,810	(6,072)		(6,072)	20,453		
Net Revenue (Expense)	(57,954)		(57,954)	(80,487)		(80,487)	(47,239)		
Operating Expenses	209,573	\$ 153,535	56,038	56,927	\$ 2,000	54,927	38,889		
Operating Loss	<u>\$ (267,527)</u>	<u>\$ (153,535)</u>	<u>\$ (113,992)</u>	<u>\$ (137,414)</u>	<u>\$ (2,000)</u>	<u>\$ (135,414)</u>	<u>\$ (86,128)</u>		
									As of December 31,
									2009 2008 2007
Headcount (c):									
Managing Directors							7	8	8
Limited Managing Directors							-	-	-
Other Employees:									
Business segment professionals							10	8	9
All other professionals and support staff							607	640	633
Total							<u>624</u>	<u>656</u>	<u>650</u>

(a) Represents the portion of the 2009 and 2008 special items attributable to the Corporate segment (see Note 24 of Notes to Consolidated Financial Statements).

(b) A non-U.S. GAAP measure that management believes provides the most meaningful comparison between historical, present and future periods.

(c) Includes headcount related to support functions.

Table of Contents

Corporate Results of Operations

As reflected in the table of operating results of the Corporate segment above, the 2009 and 2008 special items had a significant impact on the segment's reported operating results in such years. Lazard management believes that comparisons between years are most meaningful after excluding the impact such item.

Year Ended December 31, 2009 versus December 31, 2008

Net interest expense in the year ended December 31, 2009 increased \$5 million, or 7%, as compared to 2008. During 2009, interest income declined \$40 million due to a lower interest rate environment, a decrease in the balance of interest earning assets at LFB as well as lower average cash balances. Average cash decreased as a result of the share repurchases of Class A common stock as well as the repurchase of a portion of the Company's outstanding 6.85% and 7.125% senior notes. The decrease in interest income was substantially offset by lower interest expense in 2009 of \$35 million, principally as a result of the reduction in interest expense related to the Company's May 2008 purchase of \$437 million aggregate principal amount of its 6.12% senior notes in connection with the remarketing of such notes and by the above-mentioned repurchases of senior notes, as well as a lower interest rate environment and reduced levels of LFB's customer deposits.

Other revenue increased \$28 million in the year ended December 31, 2009, as compared to 2008, principally due to investment income in 2009 of \$18 million in the Company's investment portfolio, versus an aggregate loss of \$53 million in 2008 in LFB's corporate debt portfolio (redesignated as "available-for-sale" effective July 1, 2008) and the Company's investment portfolio. With respect to the latter, during 2009, the Company had in place a hedging strategy to minimize its risks associated with volatility in the equity markets. Other factors contributing to the increase were revenues from various other investments of \$7 million in 2009 versus losses of \$5 million in 2008, partially offset by (i) a \$13 million charge relating to the write-off of the Company's investment in warrants of Sapphire, (ii) a \$20 million gain in 2008 on the repurchase of a portion of the Company's senior notes and (iii) a \$24 million gain in 2008 from a foreign currency transaction.

Operating expenses for 2009 increased \$153 million, as compared to 2008, principally due to the 2009 special items attributable to the Corporate segment. When excluding the impact of the 2009 and 2008 special items, operating expenses increased \$1 million, or 2%, in 2009. Factors contributing to the increase were principally due to the change in the Company's compensation policy described above, as well as an increase in the amortization expense associated with the current year portion of previously awarded deferred cash incentive awards, which were offset by a benefit pursuant to the tax receivable agreement and the \$12 million provision for counterparty defaults in 2008.

Year Ended December 31, 2008 versus December 31, 2007

Net interest expense in the year ended December 31, 2008 increased \$7 million, or 10%, as compared to 2007. Lower interest income was the principal contributing factor to the decline, due to lower average cash balances and a lower interest rate environment. Average cash decreased as a result of the share repurchases of Lazard Ltd's Class A common stock as well as the repurchase of a portion of the Company's outstanding 6.85% and 7.125% senior notes. Interest expense increased principally as a result of the June 2007 issuance of the aforementioned 6.85% senior notes, partially offset by the reduction in interest expense related to the Company's May 2008 purchase of \$437 million aggregate principal amount of its 6.12% senior notes in connection with the remarketing of such notes and by the repayment of certain senior and subordinated notes in June 2007.

Other revenue declined \$27 million in the year ended December 31, 2008, as compared to 2007, due to the extraordinary disruption and volatility in the equity and credit markets during 2008 which adversely impacted investment income. The decline in other revenue as compared to 2007 reflects a \$60 million decrease in investment income due to losses and markdowns in the first quarter of 2008 of LFB's corporate debt portfolio held as an integral part of its asset-liability management program, net unrealized losses in the Company's investment portfolio, and a \$12 million write-down of private equity investments (primarily in the fourth quarter of 2008), partially offset by a \$20 million gain from the repurchase of a portion of the Company's senior notes

Table of Contents

and a \$24 million gain from a foreign currency transaction. Other revenue in 2007 included \$14 million of unrealized gains on private equity investments and a \$9 million gain in connection with the Company's share in the net proceeds related to the sale of a portion of LFCM Holdings' ownership interest in PG&C (see Note 22 of Notes to Consolidated Financial Statements.)

Operating expenses for 2008 increased \$18 million, as compared to 2007, including the \$2 million charge relating to the 2008 special item attributable to the Corporate segment, and increases in other operating expenses in 2008 of \$16 million, or 41%, as compared to 2007. The increase in operating expenses in 2008 was principally due to a provision of \$12 million for losses from counterparty defaults primarily relating to the bankruptcy of one of our prime brokers and in professional fees for legal expenses related to various corporate activities during 2008. Decreases in compensation and benefits resulting from lower operating revenue were offset by increases in various other expense categories.

Cash Flows

The Company's cash flows are influenced by the timing of the receipt of Financial Advisory and Asset Management fees, the timing of distributions to shareholders and payments of incentive compensation to managing directors and employees. M&A, Strategic Advisory and Asset Management fees are generally collected within 60 days of billing, while restructuring fee collections may extend beyond 60 days, particularly those that involve bankruptcies with court-ordered holdbacks. Fees from our private fund advisory activities are generally collected over a four-year period from billing and typically include an interest component.

Lazard Group traditionally pays a significant portion of its incentive compensation during the first four months of each calendar year with respect to the prior year's results.

Summary of Cash Flows:

	<u>Year Ended December 31,</u>	
	<u>2009</u>	<u>2008</u>
	(\$ in millions)	
Cash Provided By (Used In):		
Operating activities:		
Net loss	\$ (188.2)	\$ (0.2)
Noncash charges (a)	376.3	284.8
Other operating activities (b)	56.7	221.3
Net cash provided by operating activities	244.8	505.9
Investing activities (c)	(96.6)	(151.9)
Financing activities (d)	(165.6)	(437.0)
Effect of exchange rate changes	25.0	(63.1)
Net Increase (Decrease) in Cash and Cash Equivalents	7.6	(146.1)
Cash and Cash Equivalents:		
Beginning of Year	909.7	1,055.8
End of Year	<u>\$ 917.3</u>	<u>\$ 909.7</u>
(a) Consists of the following:		
Depreciation and amortization of property	\$ 22.5	\$ 20.8
Amortization of deferred expenses, stock units and interest rate hedge	372.5	246.9
Deferred tax benefit	(23.4)	(31.7)
Amortization of intangible assets related to business acquisitions	5.0	4.6
Non-cash portion of charge related to 2008 special item	—	64.5
Gain on extinguishment of debt	(0.3)	(20.3)
	<u>\$ 376.3</u>	<u>\$ 284.8</u>

Table of Contents

- (b) Includes net changes in operating assets and liabilities relating to increases and decreases between years in both the “deposits and other payables” and “receivables-net” captions on the statements of cash flows and relates primarily to LFB. Included within the “receivables-net” caption on the statements of cash flows are amounts related to LFB’s short-term inter-bank deposits, which represent substantially all of the separately identified amount recorded as “receivables—net: banks” on the Company’s statements of financial condition. The level of these inter-bank deposits is primarily driven by the level of LFB customer and bank-related interest-bearing time and demand deposits, which can fluctuate significantly on a daily basis. As the amount of such deposits change, there is generally a corresponding, but indirect, impact on the level of short-term inter-bank deposits.
- (c) Principally relates to the Edgewater Acquisition and our equity method investment in Sapphire (see Notes 9 and 15 of Notes to Consolidated Financial Statements), purchases and proceeds from sales and maturities of “available-for-sale” and “held-to maturity” securities and the purchase of our equity method investment in Merchant Bankers Asociados.
- (d) Primarily includes distributions to noncontrolling interest holders, Class A common stock dividends, repurchases of common membership interests from LAZ-MD Holdings and shares of Class A common stock and activity related to borrowings, including, in 2008, the Company’s purchase of \$437 million aggregate principal amount of its 6.12% senior notes in connection with the remarketing and the concurrent settlement of the purchase contract component of the equity security units (“ESUs”), which resulted in Lazard Ltd issuing 14,582,750 shares of Class A common stock for aggregate proceeds of \$438 million, as well as the repurchase in 2008 and 2009 of a portion of the Company’s outstanding 6.85% and 7.125% senior notes.

Liquidity and Capital Resources

The Company’s liquidity and capital resources are derived from operating activities, financing agreements and equity offerings.

Operating Activities

Net revenue, operating income (loss) and cash receipts fluctuate significantly between quarters. In the case of Financial Advisory, fee receipts are principally dependent upon the successful completion of client transactions, the occurrence and timing of which is irregular and not subject to Lazard’s control. In the case of Asset Management, incentive fees earned on AUM are generally not earned until the end of the applicable measurement period, which is generally the fourth quarter of Lazard’s fiscal year, with the respective receivable collected in the first quarter of the following year.

Liquidity is significantly impacted by incentive compensation payments, a significant portion of which historically have been made during the first four months of the year. As a consequence, cash on hand generally declines in the beginning of the year and gradually builds over the remainder of the year. We also pay certain tax advances during the year on behalf of our managing directors, which serve to reduce their respective incentive compensation payments. We expect this seasonal pattern of cash flow to continue.

Lazard’s consolidated financial statements are presented in U.S. dollars. Many of Lazard’s non-U.S. subsidiaries have a functional currency (*i.e.*, the currency in which operational activities are primarily conducted) that is other than the U.S. dollar, generally the currency of the country in which such subsidiaries are domiciled. Such subsidiaries’ assets and liabilities are translated into U.S. dollars at the respective balance sheet date exchange rates, while revenue and expenses are translated at average exchange rates during the year based on the daily closing exchange rates. Adjustments that result from translating amounts from a subsidiary’s functional currency are reported as a component of members’/stockholders’ equity. Foreign currency remeasurement gains and losses on transactions in non-functional currencies are included on the consolidated statements of operations.

We regularly monitor our liquidity position, including cash levels, credit lines, principal investment commitments, interest and principal payments on debt, capital expenditures and matters relating to liquidity and to compliance with regulatory net capital requirements. At December 31, 2009, Lazard had approximately \$1.1 billion of cash and liquid securities, including \$148 million of U.S. government debt and agencies securities

Table of Contents

and \$82 million of investments in marketable equity securities and public and private asset management funds. We maintain lines of credit in excess of anticipated liquidity requirements. As of December 31, 2009, Lazard had approximately \$262 million in unused lines of credit available to it, including a \$150 million senior revolving credit facility with a group of lenders that matures in May 2010 (the “Credit Facility”) (see “—Financing” below) and an aggregate of \$89 million of unused lines of credit available to LFB and Edgewater. In addition, LFB has access to the Eurosystem Covered Bond Purchase Program of the Banque de France.

Financing

Over the past several years, Lazard has entered into several financing agreements designed to strengthen both its capital base and liquidity. Each of these agreements is discussed in more detail in our consolidated financial statements and related notes included elsewhere in this Form 10-K. The table below sets forth our corporate indebtedness as of December 31, 2009 and 2008.

	Maturity Date	As of December 31,		Increase (Decrease)
		2009	2008	
(\$ in millions)				
Senior Debt:				
7.125%	2015	\$ 538.5	\$ 538.5	\$ —
6.85% (a)	2017	548.4	549.3	(0.9)
Subordinated Debt:				
3.25% (b)	2016	150.0	150.0	—
Total Senior and Subordinated Debt		<u>\$1,236.9</u>	<u>\$1,237.8</u>	<u>\$ (0.9)</u>

- (a) During the year ended December 31, 2009, the Company repurchased \$0.9 million principal amount of its 6.85% Senior Notes due in 2017, and recognized an aggregate gain of \$0.3 million in “revenue-other”.
- (b) Convertible into shares of Class A common stock at an effective conversion price of \$57 per share. One third in principal amount became convertible on and after July 1, 2008, an additional one third in principal amount became convertible on and after July 1, 2009, and a final one third in principal amount will become convertible on and after July 1, 2010, with no principal amounts convertible after June 30, 2011.

Lazard’s annual cash flow generated from operations historically has been sufficient to enable it to meet its annual obligations. Lazard has not had an outstanding balance under its Credit Facility since June 30, 2006. We believe that our cash flows from operating activities, along with the use of our credit lines as needed, should be sufficient for us to fund our current obligations for the next 12 months and beyond.

As long as the lenders’ commitments remain in effect, any loan pursuant to the Credit Facility remains outstanding and unpaid or any other amount is owing to the lending bank group, the Credit Facility includes financial condition covenants that require that Lazard Group not permit (i) its Consolidated Leverage Ratio (as defined in the Credit Facility) for the 12-month period ending on the last day of any fiscal quarter to be greater than 4.00 to 1.00 or (ii) its Consolidated Interest Coverage Ratio (as defined in the Credit Facility) for the 12-month period ending on the last day of any fiscal quarter to be less than 3.00 to 1.00. For the 12-month period ended December 31, 2009 Lazard Group was in compliance with such ratios, with its Consolidated Leverage Ratio being 2.76 to 1.00 and its Consolidated Interest Coverage Ratio being 5.35 to 1.00. Notwithstanding such compliance, no amounts were outstanding under the Credit Facility as of December 31, 2009.

In addition, the Credit Facility, indenture and supplemental indentures relating to Lazard Group’s senior notes, as well as its \$150 Million Subordinated Convertible Note, contain certain other covenants (none of which relate to financial condition), events of default and other customary provisions. At December 31, 2009, the Company was in compliance with all of these provisions. We may, to the extent required and subject to restrictions contained in our financing arrangements, use other financing sources, which may cause us to be subject to additional restrictions or covenants.

Table of Contents

Lazard Group's senior debt is currently rated BBB– (stable outlook) by both Standard & Poor's and Fitch Ratings and Bal by Moody's Investors Service. On February 2, 2010, Moody's announced that they had placed the ratings of Lazard Group on review for possible downgrade.

See Note 14 of Notes to Consolidated Financial Statements for additional information regarding senior and subordinated debt.

Stockholders' Equity

At December 31, 2009, total stockholders' equity was \$523 million as compared to \$312 million at December 31, 2008, including \$168 million and \$61 million of noncontrolling interests on the respective dates. The increase in stockholders' equity of \$211 million in the year ended December 31, 2009 was principally due to (i) amortization of RSUs and deferred stock units ("DSUs") amounting to \$359 million, (ii) acquisitions of (net of distributions to) noncontrolling interests of \$59 million, (iii) increases in AOCI (including noncontrolling interests' portion thereof) of \$53 million, and (iv) Class A common stock issued or issuable in connection with business acquisitions and the LAM Merger of \$39 million, with these items partially offset by (i) a net loss of \$188 million, (ii) purchases of Class A common stock and common membership interests from LAZ-MD Holdings of \$64 million, (iii) Class A common stock dividends of \$33 million, and (iv) \$13 million principally for withholding taxes related to the delivery of Class A common stock in connection with the settlement of vested RSUs. The increases in AOCI described above are due primarily to (i) net positive foreign currency translation adjustments of \$54 million and (ii) net mark-ups of \$29 million related to securities designated as "available-for-sale", with these items partially offset by adjustments to employee benefit plans of \$30 million.

During the year ended December 31, 2009, the Company repurchased 1,984,997 shares of Class A common stock and 500,924 Lazard Group common membership interests for an aggregate cost of approximately \$64 million. At December 31, 2009, \$63 million of the initial \$500 million share purchase authorization was unused and expired. On January 27, 2010, the Board of Directors of Lazard Ltd authorized, on a cumulative basis, a new share repurchase program permitting the repurchase of up to \$200 million in aggregate cost of its Class A common stock and Lazard Group common membership interests through December 31, 2011 (see Note 16 of Notes to Consolidated Financial Statements for information regarding the share repurchase program).

At December 31, 2008, total stockholders' equity was \$312 million, as compared to \$123 million at December 31, 2007, including \$61 million and \$39 million of noncontrolling interests on the respective dates. The increase in stockholder's equity of \$189 million in the year ended December 31, 2008 was principally due to (i) the issuance on May 15, 2008 of 14,582,750 shares of Lazard Ltd Class A common stock in connection with the settlement of the \$438 million of purchase contracts forming part of the ESUs (see Note 16 of Notes to Consolidated Financial Statements), (ii) the current year amortization of RSUs and DSUs amounting to \$236 million, and (iii) Class A common stock issued or issuable in connection with business acquisitions and the LAM Merger of \$77 million, partially offset by (i) Lazard Group's purchases of \$280 million of common membership interests from certain members of LAZ-MD Holdings and Class A Common stock, (ii) a net reduction in AOCI of \$178 million, (iii) distributions to noncontrolling interests of \$78 million, (iv) Class A common stock dividends of \$23 million, and (v) \$5 million principally for withholding taxes related to the delivery of Class A common stock in connection with the settlement of vested RSUs. The net reduction in AOCI is due primarily to (i) net negative foreign currency translation adjustments of \$152 million and (ii) net markdowns of \$41 million related to securities designated as "available-for-sale", with these items partially offset by credits of \$16 million related to employee benefit plans and amortization of the interest rate hedge.

On September 3, 2008, certain selling shareholders of Lazard Ltd (which include current and former managing directors of Lazard and certain of our executive officers) and their permitted transferees (the "2008 Selling Shareholders") sold 6,442,721 shares, of Class A common stock to the public. Pursuant to the underwriting agreement and the pricing agreement, the underwriters had the option to purchase up to an additional 715,858 shares of Class A common stock (together with the offering of 6,442,721 shares of Class A common stock (the "2008 Secondary Offering")) from the 2008 Selling Shareholders. To the extent that this

Table of Contents

option was not exercised in full, Lazard Group agreed to separately purchase from the 2008 Selling Shareholders, at the public offering price less the underwriting discount, all of those shares covered by the option and not purchased pursuant to the option. Pursuant to that separate purchase agreement, Lazard Group purchased 68,238 shares of Class A common stock for an aggregate cost of \$2.43 million (\$35.61 per share). In addition, pursuant to the underwriting agreement, Lazard Group also separately purchased 715,858 shares of Class A common stock from the 2008 Selling Shareholders for an aggregate cost of \$25.49 million (\$35.61 per share). The shares of Class A common stock described in this paragraph purchased by Lazard Group were purchased as part of the share repurchase program (see Note 16 of Notes to Consolidated Financial Statements). In the aggregate, the 2008 Selling Shareholders sold a total of 7,874,437 shares of Class A common stock (including 1,472,906 shares of Class A common stock previously exchanged for LAZ-MD Holdings exchangeable interests and 6,401,531 shares of Class A common stock exchanged for LAZ-MD Holdings interests simultaneously with the 2008 Secondary Offering).

In June 2009, pursuant to a Prospectus Supplement dated June 2, 2009, certain selling shareholders of Lazard Ltd (which include current and former managing directors of Lazard and certain of our executive officers) and their permitted transferees (the “June 2009 Selling Shareholders”) sold 4,000,000 shares of Class A common stock at a price of \$26.00 per share (the “June 2009 Secondary Offering”). Separately, in connection with the June 2009 Secondary Offering, Lazard Group agreed to purchase from the June 2009 Selling Shareholders 1,700,000 shares of Class A common stock for an aggregate cost of \$44.20 million (\$26.00 per share), with such purchase being part of the share repurchase program. In the aggregate, the June 2009 Selling Shareholders sold a total of 5,700,000 shares of Class A common stock (including 2,110,754 shares of Class A common stock previously received upon the exchange of a like number of LAZ-MD Holdings exchangeable interests and 3,589,246 shares of Class A common stock received upon a simultaneous exchange of a like number of LAZ-MD Holdings exchangeable interests).

In September 2009, pursuant to a Prospectus Supplement dated September 8, 2009, certain selling shareholders of Lazard Ltd (which include current and former managing directors of Lazard and certain of our executive officers) and their permitted transferees (the “September 2009 Selling Shareholders”) sold 5,215,921 shares of Class A common stock (including 2,411,001 shares of Class A common stock previously received upon the exchange of a like number of LAZ-MD Holdings exchangeable interests and 2,804,920 shares of Class A common stock received upon a simultaneous exchange of a like number of LAZ-MD Holdings exchangeable interests) at a price of \$37.00 per share (the “September 2009 Secondary Offering”, together with the June 2009 Secondary Offering, the “2009 Secondary Offerings”).

In addition to the simultaneous exchanges that occurred in connection with the 2008 Secondary Offering and 2009 Secondary Offerings (collectively, the “2008 and 2009 Secondary Offerings”), during 2008 and 2009 Lazard Ltd issued 2,910,657 and 7,523,236 shares of Class A common stock, respectively, in connection with the exchange of a like number of common membership interests of Lazard Group (received from members of LAZ-MD Holdings in exchange for a like number of LAZ-MD Holdings exchangeable interests).

Lazard Ltd did not receive any proceeds from the sale of common stock in the 2008 and 2009 Secondary Offerings or the above-mentioned exchanges of shares. See Note 16 of Notes to Financial Statements for additional information regarding the 2008 and 2009 Secondary Offerings and share exchanges.

Regulatory Capital

We actively monitor our regulatory capital base. Our principal subsidiaries are subject to regulatory requirements in their respective jurisdictions to ensure their general financial soundness and liquidity, which require, among other things, that we comply with certain minimum capital requirements, record-keeping, reporting procedures, relationships with customers, experience and training requirements for employees and certain other requirements and procedures. These regulatory requirements may restrict the flow of funds to affiliates. See Note 23 of Notes to Consolidated Financial Statements for further information. These regulations differ in the U.S., the U.K., France and other countries in which we operate. Our capital structure is designed to provide each of our subsidiaries

Table of Contents

with capital and liquidity consistent with its business and regulatory requirements. For a discussion of regulations relating to us, see “Item 1-Business—Regulation” included in this Form 10-K.

Contractual Obligations

The following table sets forth information relating to Lazard’s contractual obligations as of December 31, 2009:

	Contractual Obligations Payment Due by Period				
	Total	Less than 1 Year	1-3 Years	3-5 Years	More than 5 Years
Senior and Subordinated Debt (including interest) (a)	\$ 1,766,152	\$ 80,805	\$ 161,610	\$ 161,610	\$ 1,362,127
Operating Leases (exclusive of \$101,017 of sublease income) (b)	422,929	65,164	103,779	58,943	195,043
LAM Merger cash consideration (c)	90,348		90,348		
Capital Leases (including interest) (b)	31,723	3,738	6,980	5,839	15,166
Private Equity Funding Commitments (b)	9,276	8,994	282		
Deferred cash incentive awards (d)	94,868	94,868			
Total (e)	<u>\$ 2,415,296</u>	<u>\$ 253,569</u>	<u>\$ 362,999</u>	<u>\$ 226,392</u>	<u>\$ 1,572,336</u>

(a) See Note 14 of Notes to Consolidated Financial Statements.

(b) See Note 15 of Notes to Consolidated Financial Statements.

(c) See Note 8 of Notes to Consolidated Financial Statements.

(d) See Note 17 of Notes to Consolidated Financial Statements.

(e) The table above excludes contingent obligations and any possible payments for uncertain tax positions given the inability to estimate the timing of the latter payments. See Notes 15, 17, 18 and 20 of Notes to Consolidated Financial Statements regarding information in connection with commitments, incentive plans, employee benefit plans and income taxes.

Effect of Inflation

We do not believe inflation will significantly affect our compensation costs as they are substantially variable in nature. However, the rate of inflation may affect certain of our other expenses, such as information technology and occupancy costs. To the extent inflation results in rising interest rates and has other effects upon the securities markets, it may adversely affect our financial position and results of operations by reducing AUM, net revenue or otherwise. See “Risk Factors—Other Business Risks—Difficult market conditions can adversely affect our business in many ways, including by reducing the volume of transactions involving our Financial Advisory business and reducing the value or performance of the assets we manage in our Asset Management business, which, in each case, could materially reduce our revenue or income and adversely affect our financial position.”

Critical Accounting Policies and Estimates

Management’s discussion and analysis of our consolidated financial condition and results of operations are based upon our consolidated financial statements, which have been prepared in conformity with accounting principles generally accepted in the United States of America. The preparation of Lazard’s consolidated financial statements requires us to make estimates and assumptions that affect the reported amounts of assets, liabilities, revenue and expenses, and related disclosure of contingent assets and liabilities. On an ongoing basis, Lazard evaluates its estimates, including those related to revenue recognition, compensation liabilities, income taxes, investing activities and goodwill. Lazard bases these estimates on historical experience and various other assumptions that it believes to be reasonable under the circumstances, the results of which form the basis for making judgments about the carrying values of assets and liabilities that are not readily apparent from other sources. Actual results may differ from these estimates.

Table of Contents

Lazard believes that the critical accounting policies set forth below comprise the most significant estimates and judgments used in the preparation of its consolidated financial statements.

Revenue Recognition

Lazard generates substantially all of its net revenue from providing Financial Advisory and Asset Management services to clients. Lazard recognizes revenue when the following criteria are met:

- there is persuasive evidence of an arrangement with a client,
- the agreed-upon services have been provided,
- fees are fixed or determinable, and
- collection is probable.

The Company earns performance-based incentive fees on various investment products, including traditional products and alternative investment funds such as hedge funds and private equity funds.

For hedge funds, incentive fees are calculated based on a specified percentage of a fund's net appreciation, in some cases in excess of established benchmarks. The Company records incentive fees on traditional products and hedge funds at the end of the relevant performance measurement period, when potential uncertainties regarding the ultimate realizable amounts have been determined. The performance fee measurement period is generally an annual period (unless an account terminates during the year), and therefore such incentive fees are usually recorded in the fourth quarter of Lazard's fiscal year. These incentive fees received at the end of the measurement period are not subject to reversal or payback. Incentive fees on hedge funds generally are subject to loss carryforward provisions in which losses incurred by the funds in any year are applied against certain future period net appreciation before any incentive fees can be earned.

For private equity funds, incentive fees may be earned in the form of a "carried interest" if profits arising from realized investments exceed a specified threshold. Typically, such carried interest is ultimately calculated on a whole-fund basis and, therefore, clawback of carried interests during the life of the fund can occur. As a result, incentive fees earned on our private equity funds are not recorded until potential uncertainties regarding the ultimate realizable amounts have been determined, including any potential for clawback.

If, in Lazard's judgment, collection of a fee is not probable, Lazard will not recognize revenue until the uncertainty is removed. We maintain an allowance for bad debts to provide coverage for estimated losses from our fee and customer receivables. We determine the adequacy of the allowance by estimating the probability of loss based on management's analysis of the client's creditworthiness and specifically reserve against exposures where we determine the receivables are impaired, which may include situations where a fee is in dispute or litigation has commenced.

With respect to fees receivable from Financial Advisory activities, such receivables are generally deemed past due when they are outstanding 60 days from the date of invoice. However, some Financial Advisory transactions include specific contractual payment terms that may vary from one month to four years (as is the case for our Private Fund Advisory fees) following the invoice date or may be subject to court approval (as is the case with restructuring assignments that include bankruptcy proceedings). In such cases, receivables are deemed past due when payment is not received by the agreed-upon contractual date or the court approval date, respectively. Financial Advisory fee receivables past due in excess of 180 days are fully provided for unless there is evidence that the balance is collectible. Asset Management fees are deemed past due and fully provided for when such receivables are outstanding 12 months after the invoice date. Notwithstanding our policy for receivables past due, we specifically reserve against exposures relating to Financial Advisory and Asset Management fees where we determine receivables are impaired.

Table of Contents

At December 31, 2009 and 2008, the Company had receivables past due of approximately \$14 million and \$18 million, respectively, and its allowance for doubtful accounts was \$12 million and \$16 million, respectively.

Income Taxes

As part of the process of preparing its consolidated financial statements, Lazard is required to estimate its income taxes in each of the jurisdictions in which it operates. This process requires Lazard to estimate its actual current tax liability and to assess temporary differences resulting from differing book versus tax treatment of items, such as deferred revenue, compensation and benefits expense, unrealized gains or losses on investments and depreciation. These temporary differences result in deferred tax assets and liabilities, which are included within Lazard's consolidated statements of financial condition. Significant management judgment is required in determining Lazard's provision for income taxes, its deferred tax assets and liabilities and any valuation allowance recorded against its net deferred tax assets. At December 31, 2009, the Company recorded deferred tax assets of approximately \$912 million, with such amount partially offset by a valuation allowance of approximately \$804 million due to the uncertainty of realizing the benefits of the book versus tax basis differences and certain net operating loss carry-forwards. In assessing the realizability of deferred tax assets, management considers whether it is more likely than not that some portion or all of the deferred tax assets will be realized and, when necessary, valuation allowances are established. The ultimate realization of the deferred tax assets is dependent upon the generation of future taxable income during the periods in which temporary differences become deductible. Management considers the level of historical taxable income, scheduled reversals of deferred taxes, projected future taxable income and tax planning strategies that can be implemented by the Company in making this assessment. If actual results differ from these estimates or Lazard adjusts these estimates in future periods, Lazard may need to adjust its valuation allowance, which could materially impact Lazard's consolidated financial position and results of operations. Furthermore, management applies the more likely than not criteria prior to the recognition of a financial statement benefit of a tax position taken or expected to be taken in a tax return with respect to uncertainties in income taxes.

Tax contingencies can involve complex issues and may require an extended period of time to resolve. Changes in the geographic mix or estimated level of annual pre-tax income can affect Lazard's overall effective tax rate. Significant management judgment is required in determining Lazard's provision for income taxes, its deferred tax assets and liabilities and any valuation allowance recorded against its net deferred tax assets. Furthermore, Lazard's interpretation of complex tax laws may impact its recognition and measurement of current and deferred income taxes.

Investments

Investments consist principally of debt securities, equities, interests in LAM alternative asset management funds and other private equity investments.

These investments are carried at either fair value on the consolidated statements of financial condition, with any increases or decreases in fair value reflected (i) in earnings, to the extent held by our broker-dealer subsidiaries or when designated as "trading" securities within our non-broker-dealer subsidiaries, and (ii) in AOCI, to the extent designated as "available-for-sale" securities until such time they are realized and reclassified to earnings, or, if designated as "held-to-maturity" securities, amortized cost on the consolidated statements of financial condition. Any declines in the fair value of "available-for-sale" and "held-to-maturity" securities that are determined to be other than temporary are charged to earnings. As described in Note 5 of Notes to Consolidated Financial Statements, effective July 1, 2008, as permitted under U.S. GAAP, certain debt securities held by LFB, which were previously designated as "trading" securities, were re-designated as "available-for-sale" securities.

Gains and losses on investment positions held, which arise from sales or changes in the fair value of the investments, are not predictable and can cause periodic fluctuations in net income or AOCI and therefore subject Lazard to market and credit risk.

Table of Contents

At December 31, 2009, investments aggregated \$802 million (net of securities sold, not yet purchased of \$5 million), or 25% of total assets. Included in this amount is \$461 million of debt securities, representing 57% of aggregate investments that primarily consist of fixed and floating rate European corporate bonds, U.S. Government and agencies and French government debt securities, all of which subject Lazard to market risk. Approximately 45%, 21%, 14%, 12% and 8% of such debt securities are invested in the government, financial, consumer, industrial and other sectors, respectively. At December 31, 2009, approximately 85% of the corporate bonds held investment grade ratings and approximately \$19 million of pre-tax unrealized losses are included in AOCI related to such portfolio.

Also included in the \$803 million of aggregate investments were \$77 million, or 10%, of investments in equities (net of securities sold, not yet purchased) all of which subject the Company to market risk. Approximately 60% of such amount represents the Company's investment in marketable equity securities invested 27%, 25%, 10% and 38% in the consumer, financial, industrial and other sectors, respectively. Asset Management fund investments represent the remaining 40% of total equities. The Company's asset management fund investments are diversified and may incorporate particular strategies; however, there are no investments in funds with single sector specific strategies.

In addition to the equity securities above, at December 31, 2009 Lazard held \$50 million, or 6%, of aggregate investments in LAM alternative asset management funds principally representing GP interests in LAM-managed hedge funds, which subject Lazard to market risk. The fair value of such interests reflects the pro rata value of the ownership of the underlying securities in the funds. Such funds are broadly diversified and may incorporate particular strategies; however, there are no investments in funds with a single sector specific strategy.

Private equity investments owned by Lazard of \$103 million represent approximately 13% of aggregate investments and 3% of total assets at December 31, 2009 and are comprised of investments in private equity funds and direct private equity interests that are generally not subject to short-term market fluctuation, but may subject Lazard to market/credit risk. Private equity investments primarily include (i) a mezzanine fund, which invests in mezzanine debt of a diversified selection of small- to mid-cap European companies (the "mezzanine fund"); (ii) Corporate Partners II Limited, a private equity fund targeting significant noncontrolling investments in established public and private companies; and (iii) Lazard Senior Housing Partners LP, which acquires companies and assets in the senior housing, extended-stay hotel and shopping center sectors.

The remaining \$111 million, or 14%, of aggregate investments at December 31, 2009 represents investments (i) accounted for under the equity method of accounting and (ii) private equity and general partnership interests that are consolidated but not owned by Lazard, and therefore do not subject the Company to market or credit risk. The associated noncontrolling interests are presented within "stockholders' equity" on the consolidated statements of financial condition.

At December 31, 2008, investments aggregated \$613 million (net of securities sold, not yet purchased of \$7 million), or 21% of total assets. Included in this amount was \$333 million of debt securities, representing 54% of aggregate investments that primarily consist of fixed and floating rate European corporate bonds and French government debt securities, all of which subject Lazard to market risk. Approximately 37%, 26%, 10%, 15% and 12% of such debt securities were invested in the financial, industrial, communications, consumer and other sectors, respectively. At December 31, 2008, approximately 92% of the corporate bonds held investment grade ratings and approximately \$62 million of pre-tax unrealized losses included in AOCI related to such portfolio.

Also included in the \$613 million of aggregate investments were \$64 million, or 10%, of investments in equities (net of securities sold, not yet purchased) all of which subject the Company to market risk. Approximately 48% of which represents the Company's investment in marketable equity securities invested 39%, 30%, 12% and 19% in the consumer, financial, industrial and other sectors, respectively. Asset management fund investments represent the remaining 52% of total equities. The Company's asset management fund investments are diversified and may incorporate particular strategies; however, there are no investments in funds with single sector specific strategies.

Table of Contents

In addition to the equity securities above, at December 31, 2008 Lazard had \$35 million, or 6%, of aggregate investments in LAM alternative asset management funds, principally representing GP interests in LAM-managed hedge funds, which subject Lazard to market risk. The fair value of such interests reflects the pro rata value of the ownership of the underlying securities in the funds. Such funds are broadly diversified and may incorporate particular strategies; however, there are no investments in funds with a single sector specific strategy.

Private equity investments owned by Lazard of \$84 million represent approximately 14% of aggregate investments and 3% of total assets at December 31, 2008 and are comprised of investments in private equity funds and direct private equity interests that are generally not subject to short-term market fluctuation, but may subject Lazard to market/credit risk. Private equity investments primarily include (i) the mezzanine fund; (ii) Corporate Partners II Limited; and (iii) Lazard Senior Housing Partners LP.

The remaining \$97 million, or 16%, of aggregate investments at December 31, 2008 represented investments (i) accounted for under the equity method of accounting and (ii) general partnership interests that are consolidated but not owned by Lazard, and therefore do not subject the Company to market or credit risk. The associated noncontrolling interests are presented within "stockholders' equity" on the consolidated statements of financial condition.

The increase in the aggregate investments at December 31, 2009 compared to December 31, 2008 of \$188 million relates to purchases of investments in U.S. government and agency debt securities, private equity investments that are consolidated but not owned by Lazard related to the Edgewater Acquisition and additional investments in corporate equities to seed Asset Management products, partially offset by sales and maturities in the corporate bond portfolio and the 2009 write-off of our investment in warrants of Sapphire.

On January 1, 2008, the Company adopted the required fair value measurements accounting guidance issued by the FASB, which, among other things, defines fair value, establishes a framework for measuring fair value and enhances disclosure requirements about fair value measurements with respect to its financial assets and financial liabilities. Pursuant to such guidance, Lazard categorizes its investments and certain other assets and liabilities recorded at fair value into a three-level fair value hierarchy as follows:

Level 1. Assets and liabilities whose values are based on unadjusted quoted prices for identical assets or liabilities in an active market that Lazard has the ability to access.

Level 2. Assets and liabilities whose values are based on quoted prices for similar assets or liabilities in an active market, quoted prices for identical or similar assets or liabilities in non-active markets or inputs other than quoted prices that are directly observable or derived principally from or corroborated by market data.

Level 3. Assets and liabilities whose values are based on prices or valuation techniques that require inputs that are both unobservable and significant to the overall fair value measurement. These inputs reflect management's own assumptions about the assumptions a market participant would use in pricing the asset or liability. Items included in Level 3 include securities or other financial assets whose volume and level of activity have significantly decreased when compared with normal market activity and there is no longer sufficient frequency or volume to provide pricing information on an ongoing basis.

Principally all of the Company's investments in corporate bonds are considered Level 2 investments with such fair value based on observable data, principally broker quotes as provided by external pricing services. All other debt securities at fair value are considered Level 1 investments with such fair value based on unadjusted quoted prices in active markets.

The fair value of our equities is principally classified as Level 1 or Level 2 as follows: marketable equity securities are classified as Level 1 and are valued based on the last trade price on the primary exchange for that security; public asset management funds are classified as Level 1 and are valued based on the reported closing price for the fund; and investments in private asset management funds are classified as Level 2 and are primarily valued based on information provided by fund managers and secondarily, from external pricing services to the extent managed by LAM.

Table of Contents

The fair value of our interests in LAM alternative asset management funds is classified as Level 2 and is based on information provided by external pricing services.

The fair value of our private equity investments is classified as Level 3 and is based on financial statements provided by fund managers, appraisals and internal valuations.

Where information reported is based on broker quotes, the Company generally obtains one quote/price per instrument. In some cases, quotes related to corporate bonds obtained through external pricing services represent the average of several broker quotes.

Where information reported is based on data received from fund managers or from external pricing services, the Company reviews such information to ascertain at which level within the fair value hierarchy to classify the investment.

For additional information regarding risks associated with our investments, see “Risk Management—Market and Credit Risks.”

See Notes 5 and 6 of Notes to Consolidated Financial Statements for additional information regarding investments and certain other assets and liabilities measured at fair value, including the levels of fair value within which such measurements of fair value fall .

Assets Under Management

AUM managed by LAM and LFG, which represents substantially all of the Company’s total AUM, principally consist of debt and equity instruments whose value is readily available based on quoted prices on a recognized exchange or by a broker. Accordingly, significant estimates and judgments are generally not involved in the calculation of the value of our AUM.

Goodwill

In accordance with current accounting guidance, goodwill has an indefinite life and is tested for impairment annually or more frequently if circumstances indicate impairment may have occurred. In this process, Lazard makes estimates and assumptions in order to determine the fair value of its assets and liabilities and to project future earnings using various valuation techniques. Lazard’s assumptions and estimates are used in projecting future earnings as part of the valuation, and actual results could differ from those estimates. See Note 12 of Notes to Consolidated Financial Statements for additional information regarding goodwill.

Consolidation of VIEs

The consolidated financial statements include the accounts of Lazard Group and all other entities in which it has a controlling interest. Lazard determines whether it has a controlling interest in an entity by first evaluating whether the entity is a voting interest entity or a variable interest entity (“VIE”) under U.S. GAAP.

- **Voting Interest Entities.** Voting interest entities are entities in which (i) the total equity investment at risk is sufficient to enable the entity to finance itself independently and (ii) the equity holders have the obligation to absorb losses, the right to receive residual returns and the right to make decisions about the entity’s activities. Lazard is required to consolidate a voting interest entity that it maintains an ownership interest in if it holds a majority of the voting interest in such entity.
- **Variable Interest Entities.** VIEs are entities that lack one or more of the characteristics of a voting interest entity. If Lazard has a variable interest, or a combination of variable interests, in a VIE and it will absorb a majority of the VIE’s expected losses, receive a majority of the VIE’s expected residual returns, or both, it is required to consolidate such VIE.

Table of Contents

Lazard is involved with various entities in the normal course of business that are VIEs and holds variable interests in such VIEs. Transactions associated with these entities primarily include investment management, real estate and private equity investments. Those VIEs for which Lazard was determined to be the primary beneficiary were consolidated in accordance with current accounting guidance. Those VIEs included company-sponsored venture capital investment vehicles established in connection with Lazard's compensation plans. In connection with the separation, Lazard Group transferred its general partnership interests in those VIEs to a subsidiary of LFCM Holdings. Lazard Group has determined that it is no longer the primary beneficiary with respect to those VIEs and, as a result, the Company no longer consolidates such VIEs.

Risk Management

The Company encounters risk in the normal course of business and therefore we have designed risk management processes to help manage and monitor such risks considering both the nature of our business and our operating model. The Company is subject to varying degrees of credit, market, operational and liquidity risks (see "—Liquidity and Capital Resources") and monitors these risks at both an entity and on a consolidated basis. Management within each of Lazard's operating locations are principally responsible for managing the risks within its respective businesses on a day-to-day basis.

Market and Credit Risks

Lazard is subject to credit and market risks and therefore has established procedures to assess such risks, as well as specific interest rate and currency risk, and has established limits related to various positions. Market and/or credit risks related to investments are discussed under "—Investments" above.

Lazard enters into interest rate swaps and foreign currency exchange contracts to hedge exposures to interest rates and currency exchange rates and uses equity swap contracts to hedge a portion of its market exposure with respect to certain equity investments.

At December 31, 2009 and 2008, derivative contracts related primarily to interest rate swaps, equity and foreign currency exchange rate contracts, and are recorded at fair value. Derivative assets amounted to \$1 million and \$5 million at December 31, 2009 and 2008, respectively, with derivative liabilities amounting to \$17 million and \$44 million, at such respective dates. The decrease in derivative liabilities at December 31, 2009 as compared to December 31, 2008 related principally to the Company's foreign currency exchange contracts.

With respect to LFB's operations, LFB engages in commercial banking activities that primarily include investing in securities, deposit taking and, to a lesser degree, lending. In addition, LFB may take open foreign exchange positions with a view to profit, but does not sell foreign exchange options in this context, and enters into interest rate swaps, forward foreign exchange contracts and other derivative contracts to hedge exposures to interest rate and currency fluctuations.

The primary market risks associated with LFB's securities portfolio, foreign currency exchange hedging and lending activities are sensitivity to changes in the general level of credit spreads and interest rate and foreign exchange risk. The risk management strategies that we employ use various risk sensitivity metrics to measure such risks and to examine behavior under significant adverse market conditions, such as those we are currently experiencing. The following sensitivity metrics provide the resultant effects on the Company's operating income for the year ended December 31, 2009:

- LFB's credit spread risk, as measured by a 100+/- basis point change in credit spreads totaled \$(11) million and \$12 million, respectively.
- LFB's interest rate risk as measured by a 100+/- basis point change in interest rates totaled \$30 thousand.
- Foreign currency risk associated with LFB's open positions, in the aggregate, as measured by a 200+/- basis point change against the U.S. dollar, totaled approximately \$22 thousand.

Table of Contents

LFB fully secures its collateralized financing transactions with fixed income securities.

Risks Related to Receivables

We maintain an allowance for bad debts to provide coverage for probable losses from our fee and customer receivables. We determine the adequacy of the allowance by estimating the probability of loss based on management's analysis of the client's creditworthiness and specifically reserve against exposures where we determine the receivables are impaired. At December 31, 2009, total receivables amounted to \$669 million, net of an allowance for bad debts of \$12 million. As of that date, inter-bank deposits, financial advisory and asset management fees, customer and related party receivables comprised 22%, 65%, 11% and 2% of total receivables, respectively. At December 31, 2008, total receivables amounted to \$713 million, net of an allowance for bad debts of \$16 million. As of that date, inter-bank deposits, financial advisory and asset management fee, customer and related party receivables comprised 32%, 55%, 12% and 1% of total receivables, respectively. The Company recorded bad debt expense of approximately \$5 million, \$5 million and \$1 million in the years ended December 31, 2009, 2008, and 2007, respectively. See also "—Revenue Recognition" above and Note 4 of Notes to Consolidated Financial Statements for additional information regarding receivables.

Receivables from banks represent those related to LFB's short-term inter-bank deposits. The level of these inter-bank deposits is primarily driven by the level of LFB customer and bank-related interest-bearing time and demand deposits, which can fluctuate significantly on a daily basis. As the amount of such deposits held at LFB changes, there is generally a corresponding, but indirect, impact on the level of short-term inter-bank deposits. While historically the risk of loss associated with such inter-bank deposits was extremely low, with the unprecedented disruption and volatility in the financial markets during 2008, a number of financial institutions disclosed liquidity and credit quality issues. LFB executes such deposit agreements with leading French financial institutions and the Company closely monitors the creditworthiness of such counterparties to minimize its exposure to loss in such market conditions. Based on its review of its receivables from banks at December 31, 2009 and 2008, LFB has determined that an allowance for doubtful accounts related to such receivables from banks was not required.

Credit Concentration

To reduce the exposure to concentrations of credit from banking activities within LFB, the Company has established limits for corporate counterparties and monitors the exposure against such limits. At December 31, 2009, LFB had no exposure to an individual counterparty that exceeded \$33 million (with such amount being fully collateralized), excluding deposits with inter-bank counterparties.

With respect to activities outside LFB, as of December 31, 2009, the Company's largest individual counterparty exposure was a Financial Advisory-related fee receivable of \$25 million.

Risks Related to Short-Term Investments and Corporate Indebtedness

A significant portion of the Company's liabilities has fixed interest rates, while its cash and short-term investments generally have floating interest rates. Based on account balances as of December 31, 2009, Lazard estimates that operating income relating to cash and short-term investments and corporate indebtedness would change by approximately \$9 million, on an annual basis, in the event interest rates were to increase or decrease by 1%.

As of December 31, 2009, the Company's cash and cash equivalents totaled \$917 million. Approximately 36% of this was invested in short-term interest earning accounts at a number of leading banks throughout the world, or short-term certificates of deposit from such banks. The remaining cash and cash equivalents were invested in highly liquid institutional money market funds, a significant majority of which were invested solely in U.S. government or agency securities, or in institutional money market funds that have announced that they

Table of Contents

are participating in the U.S. Treasury Department's Temporary Guarantee Program for Money Market Funds. On a regular basis, management reviews and updates its list of approved depositor banks as well as deposit and investment thresholds.

Operational Risks

Operational risk is inherent in all our business and may, for example, manifest itself in the form of errors, breaches in the system of internal controls, business interruptions, fraud or legal actions due to operating deficiencies or noncompliance. The Company maintains a framework including policies and a system of internal controls designed to monitor and manage operational risk and provide management with timely and accurate information. Management within each of the operating companies is primarily responsible for its operational risk programs. The Company has in place business continuity and disaster recovery programs that manage its capabilities to provide services in the case of a disruption. We purchase insurance programs designed to protect the Company against accidental loss and losses, which may significantly affect our financial objectives, personnel, property, or our ability to continue to meet our responsibilities to our various stakeholder groups.

Recent Accounting Developments

For a discussion of recently issued accounting pronouncements and their impact or potential impact on Lazard's consolidated financial statements, see Note 3 of Notes to Consolidated Financial Statements.

Item 7A. Quantitative and Qualitative Disclosures About Market Risk

Risk Management

Quantitative and qualitative disclosures about market risk are included under the caption "Management's Discussion and Analysis of Financial Condition and Results of Operations—Risk Management."

Table of Contents

Item 8. Financial Statements and Supplementary Data

Index to Consolidated Financial Statements

	<u>Page</u>
Management's Report On Internal Control Over Financial Reporting	77
Reports of Independent Registered Public Accounting Firm	78-79
Consolidated Statements of Financial Condition as of December 31, 2009 and 2008	80
Consolidated Statements of Operations for the years ended December 31, 2009, 2008 and 2007	82
Consolidated Statements of Cash Flows for the years ended December 31, 2009, 2008 and 2007	83
Consolidated Statements of Changes in Stockholders' Equity (Deficiency) for the years ended December 31, 2009, 2008 and 2007	84
Notes to Consolidated Financial Statements	87

Supplemental Financial Information

Quarterly Results	141
-------------------	-----

Financial Statement Schedule

Schedule I—Condensed Financial Information of Registrant (Parent Company Only)

Condensed Statements of Financial Condition as of December 31, 2009 and 2008	F-2
Condensed Statements of Operations for the years ended December 31, 2009, 2008 and 2007	F-3
Condensed Statements of Cash Flows for the years ended December 31, 2009, 2008 and 2007	F-4
Condensed Statements of Changes in Stockholders' Equity (Deficiency) for the years ended December 31, 2009, 2008 and 2007	F-5
Notes to Condensed Financial Statements	F-8

MANAGEMENT'S REPORT ON INTERNAL CONTROL OVER FINANCIAL REPORTING

Management of Lazard Ltd and its subsidiaries (the "Company") is responsible for establishing and maintaining adequate internal control over financial reporting. Internal control over financial reporting is a process designed under the supervision of the Company's principal executive and principal financial officers to provide reasonable assurance regarding the reliability of financial reporting and the preparation of the Company's financial statements for external purposes in accordance with U.S. generally accepted accounting principles.

Our internal control over financial reporting includes those policies and procedures that:

- pertain to the maintenance of records that, in reasonable detail, accurately and fairly reflect the transactions and dispositions of the assets of the Company;
- provide reasonable assurance that transactions are recorded as necessary to permit preparation of financial statements in accordance with U.S. generally accepted accounting principles, and that our receipts and expenditures are being made only in accordance with authorizations of the Company's management and directors; and
- provide reasonable assurance regarding prevention or timely detection of unauthorized acquisition, use or disposition of our assets that could have a material effect on the financial statements.

Management assessed the effectiveness of the Company's internal control over financial reporting as of December 31, 2009. In making this assessment, management used the criteria set forth by the Committee of Sponsoring Organizations of the Treadway Commission (COSO) in *Internal Control-Integrated Framework*. Based on management's assessment and those criteria, management believes that the Company maintained effective internal control over financial reporting as of December 31, 2009.

Because of its inherent limitations, internal control over financial reporting may not prevent or detect misstatements. Projections of any evaluation of effectiveness to future periods are subject to the risk that controls may become inadequate because of changes in conditions, or that the degree of compliance with the policies or procedures may deteriorate.

The Company's independent registered public accounting firm, Deloitte & Touche LLP, audited the Company's internal control over financial reporting as of December 31, 2009, as stated in their report which appears under "Reports of Independent Registered Public Accounting Firm."

REPORT OF INDEPENDENT REGISTERED PUBLIC ACCOUNTING FIRM

To the Board of Directors and Stockholders of Lazard Ltd:

We have audited the internal control over financial reporting of Lazard Ltd and subsidiaries (the “Company”) as of December 31, 2009 based on criteria established in *Internal Control—Integrated Framework* issued by the Committee of Sponsoring Organizations of the Treadway Commission. The Company’s management is responsible for maintaining effective internal control over financial reporting and for its assessment of the effectiveness of internal control over financial reporting, included in the accompanying “Management’s Report On Internal Control Over Financial Reporting”. Our responsibility is to express an opinion on the Company’s internal control over financial reporting based on our audit.

We conducted our audit in accordance with the standards of the Public Company Accounting Oversight Board (United States). Those standards require that we plan and perform the audit to obtain reasonable assurance about whether effective internal control over financial reporting was maintained in all material respects. Our audit included obtaining an understanding of internal control over financial reporting, assessing the risk that a material weakness exists, testing and evaluating the design and operating effectiveness of internal control based on the assessed risk, and performing such other procedures as we considered necessary in the circumstances. We believe that our audit provides a reasonable basis for our opinion.

A company’s internal control over financial reporting is a process designed by, or under the supervision of, the company’s principal executive and principal financial officers, or persons performing similar functions, and effected by the company’s board of directors, management, and other personnel to provide reasonable assurance regarding the reliability of financial reporting and the preparation of financial statements for external purposes in accordance with generally accepted accounting principles. A company’s internal control over financial reporting includes those policies and procedures that (1) pertain to the maintenance of records that, in reasonable detail, accurately and fairly reflect the transactions and dispositions of the assets of the company; (2) provide reasonable assurance that transactions are recorded as necessary to permit preparation of financial statements in accordance with generally accepted accounting principles, and that receipts and expenditures of the company are being made only in accordance with authorizations of management and directors of the company; and (3) provide reasonable assurance regarding prevention or timely detection of unauthorized acquisition, use, or disposition of the company’s assets that could have a material effect on the financial statements.

Because of the inherent limitations of internal control over financial reporting, including the possibility of collusion or improper management override of controls, material misstatements due to error or fraud may not be prevented or detected on a timely basis. Also, projections of any evaluation of the effectiveness of the internal control over financial reporting to future periods are subject to the risk that the controls may become inadequate because of changes in conditions, or that the degree of compliance with the policies or procedures may deteriorate.

In our opinion, the Company maintained, in all material respects, effective internal control over financial reporting as of December 31, 2009, based on the criteria established in *Internal Control—Integrated Framework* issued by the Committee of Sponsoring Organizations of the Treadway Commission.

We have also audited, in accordance with the standards of the Public Company Accounting Oversight Board (United States), the consolidated financial statements and financial statement schedule as of and for the year ended December 31, 2009 of the Company and our report dated February 26, 2010 expressed an unqualified opinion on those consolidated financial statements and financial statement schedule.

/s/ Deloitte & Touche LLP
New York, New York
February 26, 2010

REPORT OF INDEPENDENT REGISTERED PUBLIC ACCOUNTING FIRM

To the Board of Directors and Stockholders of Lazard Ltd:

We have audited the accompanying consolidated statements of financial condition of Lazard Ltd and subsidiaries (the “Company”) as of December 31, 2009 and 2008, and the related consolidated statements of operations, cash flows, and changes in stockholders’ equity (deficiency), for each of the three years in the period ended December 31, 2009. Our audits also included the financial statement schedule listed in the Index at Item 8. These consolidated financial statements and financial statement schedule are the responsibility of the Company’s management. Our responsibility is to express an opinion on the consolidated financial statements and financial statement schedule based on our audits.

We conducted our audits in accordance with the standards of the Public Company Accounting Oversight Board (United States). Those standards require that we plan and perform the audit to obtain reasonable assurance about whether the financial statements are free of material misstatement. An audit includes examining, on a test basis, evidence supporting the amounts and disclosures in the financial statements. An audit also includes assessing the accounting principles used and significant estimates made by management, as well as evaluating the overall financial statement presentation. We believe that our audits provide a reasonable basis for our opinion.

In our opinion, such consolidated financial statements present fairly, in all material respects, the financial position of Lazard Ltd and subsidiaries at December 31, 2009 and 2008, and the results of their operations and their cash flows for each of the three years in the period ended December 31, 2009, in conformity with accounting principles generally accepted in the United States of America. Also, in our opinion, such financial statement schedule, when considered in relation to the basic consolidated financial statements taken as a whole, presents fairly, in all material respects, the information set forth therein.

We have also audited, in accordance with the standards of the Public Company Accounting Oversight Board (United States), the Company’s internal control over financial reporting as of December 31, 2009, based on the criteria established in *Internal Control—Integrated Framework* issued by the Committee of Sponsoring Organizations of the Treadway Commission and our report dated February 26, 2010 expressed an unqualified opinion on the Company’s internal control over financial reporting.

/s/ Deloitte & Touche LLP
New York, New York
February 26, 2010

LAZARD LTD
CONSOLIDATED STATEMENTS OF FINANCIAL CONDITION
DECEMBER 31, 2009 and 2008
(dollars in thousands, except for per share data)

	December 31,	
	2009	2008
ASSETS		
Cash and cash equivalents	\$917,329	\$ 909,707
Cash deposited with clearing organizations and other segregated cash	20,217	14,583
Receivables—net:		
Banks	143,778	229,092
Fees	437,532	391,251
Customers and other	73,750	81,806
Related parties	14,415	10,377
	669,475	712,526
Investments:		
Debt:		
U.S. Government and agencies (includes \$126,413 of securities at amortized cost at December 31, 2009)	147,507	—
Other (includes \$10,217 of securities at amortized cost at December 31, 2009)	313,342	333,070
Equities	82,442	71,105
Other	264,402	215,792
	807,693	619,967
Property (net of accumulated amortization and depreciation of \$239,603 and \$213,249 at December 31, 2009 and 2008, respectively)	166,913	171,443
Goodwill and other intangible assets (net of accumulated amortization of \$7,140 and \$2,150 at December 31, 2009 and 2008, respectively)	317,780	175,144
Other assets	248,355	259,561
Total assets	\$ 3,147,762	\$ 2,862,931

See notes to consolidated financial statements.

LAZARD LTD
CONSOLIDATED STATEMENTS OF FINANCIAL CONDITION—(Continued)
DECEMBER 31, 2009 and 2008
(dollars in thousands, except for per share data)

	December 31,	
	2009	2008
LIABILITIES AND STOCKHOLDERS' EQUITY		
Liabilities:		
Deposits and other customer payables	\$ 322,101	\$ 541,784
Accrued compensation and benefits	515,033	203,750
Senior debt	1,086,850	1,087,750
Capital lease obligations	24,628	26,825
Related party payables	17,450	37,211
Other liabilities	508,603	503,859
Subordinated debt	150,000	150,000
Total liabilities	<u>2,624,665</u>	<u>2,551,179</u>
Commitments and contingencies		
STOCKHOLDERS' EQUITY		
Preferred stock, par value \$.01 per share; 15,000,000 shares authorized:		
Series A - 26,883 and 31,745 shares issued and outstanding at December 31, 2009 and 2008, respectively	—	—
Series B - no shares issued and outstanding	—	—
Common stock:		
Class A, par value \$.01 per share (500,000,000 shares authorized; 92,165,912 and 76,294,912 shares issued at December 31, 2009 and 2008, respectively, including shares held by a subsidiary as indicated below)	922	763
Class B, par value \$.01 per share (1 share authorized, issued and outstanding at December 31, 2009 and 2008)	—	—
Additional paid-in-capital	549,931	429,694
Retained earnings	52,726	221,410
Accumulated other comprehensive loss, net of tax	(57,048)	(79,435)
	<u>546,531</u>	<u>572,432</u>
Class A common stock held by a subsidiary, at cost (5,850,775 and 9,376,162 shares at December 31, 2009 and 2008, respectively)	(191,140)	(321,852)
Total Lazard Ltd stockholders' equity	<u>355,391</u>	<u>250,580</u>
Noncontrolling interests	167,706	61,172
Total stockholders' equity	<u>523,097</u>	<u>311,752</u>
Total liabilities and stockholders' equity	<u>\$3,147,762</u>	<u>\$2,862,931</u>

See notes to consolidated financial statements.

LAZARD LTD
CONSOLIDATED STATEMENTS OF OPERATIONS
FOR THE YEARS ENDED DECEMBER 31, 2009, 2008 AND 2007
(dollars in thousands, except for per share data)

	Year Ended December 31,		
	2009	2008	2007
REVENUE			
Investment banking and other advisory fees	\$ 956,075	\$ 990,923	\$ 1,196,648
Money management fees	563,932	603,908	663,316
Interest income	29,233	81,945	89,942
Other	89,168	20,330	104,893
Total revenue	<u>1,638,408</u>	<u>1,697,106</u>	<u>2,054,799</u>
Interest expense	107,890	139,899	137,110
Net revenue	<u>1,530,518</u>	<u>1,557,207</u>	<u>1,917,689</u>
OPERATING EXPENSES			
Compensation and benefits	1,309,240	1,128,253	1,123,068
Occupancy and equipment	88,453	97,186	91,103
Marketing and business development	64,047	81,282	74,508
Technology and information services	69,620	67,892	59,409
Professional services	44,569	53,207	48,508
Fund administration and outsourced services	37,927	30,830	22,045
Amortization of intangible assets related to acquisitions	4,990	4,596	21,523
Provision (benefit) pursuant to tax receivable agreement	(1,258)	17,084	17,104
Restructuring	62,550	—	—
Other	32,614	51,737	42,126
Total operating expenses	<u>1,712,752</u>	<u>1,532,067</u>	<u>1,499,394</u>
OPERATING INCOME (LOSS)	(182,234)	25,140	418,295
Provision for income taxes	6,011	25,379	80,616
NET INCOME (LOSS)	(188,245)	(239)	337,679
LESS - NET INCOME (LOSS) ATTRIBUTABLE TO NONCONTROLLING INTERESTS	(58,003)	(3,377)	182,637
NET INCOME (LOSS) ATTRIBUTABLE TO LAZARD LTD	<u>\$ (130,242)</u>	<u>\$ 3,138</u>	<u>\$ 155,042</u>
ATTRIBUTABLE TO LAZARD LTD CLASS A COMMON STOCKHOLDERS:			
WEIGHTED AVERAGE SHARES OF COMMON STOCK			
OUTSTANDING:			
Basic	78,311,947	60,874,734	51,185,639
Diluted	78,311,947	60,874,734	62,212,617
NET INCOME (LOSS) PER SHARE OF COMMON STOCK:			
Basic	<u>\$(1.68)</u>	<u>\$0.06</u>	<u>\$3.04</u>
Diluted	<u>\$(1.68)</u>	<u>\$0.06</u>	<u>\$2.79</u>
DIVIDENDS DECLARED PER SHARE OF COMMON STOCK	<u>\$0.45</u>	<u>\$0.40</u>	<u>\$0.36</u>

See notes to consolidated financial statements.

LAZARD LTD
CONSOLIDATED STATEMENTS OF CASH FLOWS
FOR THE YEARS ENDED DECEMBER 31, 2009, 2008 AND 2007
(dollars in thousands)

	Year Ended December 31,		
	2009	2008	2007
CASH FLOWS FROM OPERATING ACTIVITIES:			
Net income (loss)	\$(188,245)	\$ (239)	\$ 337,679
Adjustments to reconcile net income (loss) to net cash provided by (used in) operating activities:			
Noncash items included in net income (loss):			
Depreciation and amortization of property	22,541	20,825	16,734
Amortization of deferred expenses, stock units and interest rate hedge	372,472	246,906	110,995
Amortization of intangible assets related to business acquisitions	4,990	4,596	21,523
Deferred tax benefit	(23,434)	(31,652)	(16,391)
Gain on extinguishment of debt	(258)	(20,253)	—
Stock portion of charge related to LAM Merger	—	64,512	—
(Increase) decrease in operating assets:			
Cash deposited with clearing organizations and other segregated cash	(5,004)	9,007	(6,309)
Receivables-net	57,676	348,408	229,505
Investments	(35,468)	517,288	(262,080)
Other assets	25,579	(16,406)	(42,777)
Increase (decrease) in operating liabilities:			
Deposits and other payables	(249,777)	(274,128)	(425,469)
Accrued compensation and benefits and other liabilities	263,703	(362,969)	108,337
Net cash provided by operating activities	<u>244,775</u>	<u>505,895</u>	<u>71,747</u>
CASH FLOWS FROM INVESTING ACTIVITIES:			
Acquisition of businesses in 2009 and 2007, net of cash acquired of \$6,641 and \$19,002, respectively, and equity method investments	(39,139)	(74,855)	(135,060)
Additions to property	(11,913)	(18,509)	(16,441)
Disposals of property	583	743	1,915
Purchases of held-to-maturity securities	—	—	—
Purchases of available-for-sale securities	(136,095)	—	—
Proceeds from sales and maturities of available-for-sale securities	(3,466)	(147,340)	(73,235)
Net cash used in investing activities	<u>93,472</u>	<u>88,033</u>	<u>—</u>
	<u>(96,558)</u>	<u>(151,928)</u>	<u>(222,821)</u>
CASH FLOWS FROM FINANCING ACTIVITIES:			
Proceeds from:			
Issuance of Class A common stock	—	437,500	—
Senior debt, net of expenses	—	—	593,485
Other financing activities	52	359	4,429
Payments for:			
Senior borrowings	(635)	(478,925)	(96,000)
Subordinated borrowings	—	—	(50,000)
Capital lease obligations	(2,980)	(3,095)	(1,423)
Distributions to noncontrolling interests	(51,265)	(77,585)	(99,017)
Purchase of common membership interests from members of LAZ-MD Holdings	(13,285)	(2,559)	(21,840)
Purchase of Class A common stock	(50,479)	(277,064)	(68,052)
Class A common stock dividends	(33,451)	(23,056)	(18,308)
Settlement of vested RSUs and DSUs	(13,479)	(4,516)	(21)
Other financing activities	(40)	(8,079)	—
Net cash provided by (used in) financing activities	<u>(165,562)</u>	<u>(437,020)</u>	<u>243,253</u>
EFFECT OF EXCHANGE RATE CHANGES ON CASH	24,967	(63,084)	(5,818)
NET INCREASE (DECREASE) IN CASH AND CASH EQUIVALENTS	7,622	(146,137)	86,361
CASH AND CASH EQUIVALENTS—January 1	909,707	1,055,844	969,483
CASH AND CASH EQUIVALENTS—December 31	<u>\$ 917,329</u>	<u>\$ 909,707</u>	<u>\$1,055,844</u>
SUPPLEMENTAL DISCLOSURES OF CASH FLOW INFORMATION:			
Supplemental investing non-cash transaction:			
Preferred stock and Class A common stock issued/issuable in connection with business acquisitions	<u>\$ 10,946</u>	<u>\$ 9,282</u>	<u>\$ 52,768</u>
Cash paid during the year for:			
Interest	<u>\$ 99,491</u>	<u>\$ 142,890</u>	<u>\$ 141,349</u>
Income taxes	<u>\$ 31,476</u>	<u>\$ 111,821</u>	<u>\$ 81,680</u>

See notes to consolidated financial statements.

LAZARD LTD
CONSOLIDATED STATEMENTS OF CHANGES IN STOCKHOLDERS' EQUITY (DEFICIENCY)
FOR THE YEARS ENDED DECEMBER 31, 2009, 2008 AND 2007
(dollars in thousands)

	Preferred Stock				Common Stock	Additional Paid-in- Capital	Retained Earnings	Accumulated Other Comprehensive Income (Loss), Net of Tax	Class A Common Stock Held By A Subsidiary		Total Lazard Ltd Stockholders' Equity (Deficiency)	Noncontrolling Interests	Total Stockholders' Equity (Deficiency)				
	Series A		Series B						Shares (*)	Shares				Shares	Shares	Shares	Shares
	Shares	\$	Shares	\$													
Balance – January 1, 2007	—	\$—	—	\$—	51,554,069	\$ 516	\$ (396,792)	\$ 114,387	\$ 32,494	115,000	\$ (4,179)	\$ (253,574)	\$ 55,497	\$ (198,077)			
Adjustment to reclass noncontrolling interest deficit	—	—	—	—	51,554,069	516	(243,924)	114,387	(17,334)	115,000	(4,179)	(118,040)	(135,534)	(198,077)			
Comprehensive income (loss):																	
Net income								155,042				155,042	182,637	337,679			
Other comprehensive income (loss) - net of tax:																	
Currency translation adjustments									10,076			10,076	13,353	23,429			
Amortization of interest rate hedge									532			532	568	1,100			
Net unrealized loss on available-for-sale securities									(324)			(324)	(346)	(670)			
Employee benefit plans:																	
Net actuarial loss									(1,663)			(1,663)	(1,777)	(3,440)			
Adjustment for items reclassified to earnings									(203)			(203)	(216)	(419)			
Comprehensive income												163,460	194,219	357,679			
Preferred stock and Class A common stock issued/issuable in connection with acquisitions and related amortization	36,607	—	277	—			53,559					53,559	845	54,404			
Issuances of Class A common stock in exchange for Lazard Group common membership interests					191,757	1	(1)					—		—			
Repurchase of common membership interests from LAZ-MD Holdings							(10,555)					(10,555)	(11,285)	(21,840)			
Amortization of stock units							51,453					51,453	54,133	105,586			
Dividend-equivalents							2,570	(2,570)				—		—			
Class A common stock dividends								(18,308)				(18,308)		(18,308)			
Purchase of Class A common stock										1,678,600	(68,052)	(68,052)		(68,052)			
Delivery of Class A common stock for settlement of vested RSUs							(2,956)			(80,754)	2,935	(21)		(21)			
Distributions to noncontrolling interests													(88,257)	(88,257)			
Adjustment related to noncontrolling interest							30,816	147				30,963	(30,963)	—			
Balance – December 31, 2007	36,607	\$—	277	\$—	51,745,826	\$ 517	\$ (119,038)	\$ 248,551	\$ 23,725	1,712,846	\$(69,296)	\$ 84,459	\$ 38,655	\$ 123,114			

Table of Contents

LAZARD LTD
CONSOLIDATED STATEMENTS OF CHANGES IN STOCKHOLDERS' EQUITY (DEFICIENCY)
FOR THE YEARS ENDED DECEMBER 31, 2009, 2008 AND 2007—(Continued)
(dollars in thousands)

	Preferred Stock			Common Stock	Additional Paid-in- Capital	Retained Earnings	Accumulated Other Comprehensive Income (Loss), Net of Tax	Class A Common Stock Held By A Subsidiary		Total Lazard Ltd Stockholders' Equity	Noncontrolling Interests	Total Stockholders' Equity		
	Series A	Series B						Shares	\$					
	Shares	\$ Shares	\$ Shares(*)					\$	\$					
Balance – January 1, 2008	36,607	\$—	277	\$—	51,745,826	\$ 517	\$(119,038)	\$ 248,551	\$ 23,725	1,712,846	\$ (69,296)	\$ 84,459	\$ 38,655	\$ 123,114
Comprehensive income (loss):														
Net income (loss)							3,138					3,138	(3,377)	(239)
Other comprehensive income (loss) - net of tax:														
Currency translation adjustments								(95,198)				(95,198)	(57,037)	(152,235)
Amortization of interest rate hedge								778				778	468	1,246
Available-for-sale securities:														
Net unrealized loss								(25,496)				(25,496)	(15,354)	(40,850)
Adjustment for items reclassified to earnings:									3			3	2	5
Employee benefit plans:														
Net actuarial gain								8,834				8,834	5,320	14,154
Adjustment for items reclassified to earnings									77			77	46	123
Comprehensive loss												(107,864)	(69,932)	(177,796)
Class A common stock issued/issuable in connection with business acquisitions and related amortization				203,890	2	4,662						4,664	8,308	12,972
Conversion of Series A and Series B preferred stock issued in connection with prior year's business acquisition into Class A common stock	(4,862)	—	(277)	—	450,259	5	(5)					—		—
Class A common stock issuable in connection with LAM Merger and related amortization							64,512					64,512		64,512
Repurchase of common membership interests from LAZ-MD Holdings							(1,597)					(1,597)	(962)	(2,559)
Amortization of stock units							147,763					147,763	88,170	235,933
Dividend-equivalents							7,211	(7,223)				(12)		(12)
Class A common stock dividends								(23,056)				(23,056)		(23,056)
Purchase of Class A common stock									8,308,170	(277,064)		(277,064)		(277,064)
Delivery of Class A common stock for settlement of vested RSUs and DSUs							(29,024)		(644,854)	24,508		(4,516)		(4,516)
Class A common stock issued in connection with:														
Settlement of the purchase contracts forming part of the ESUs				14,582,750	146	272,930						273,076	164,424	437,500
Exchange for Lazard Group common membership interests, including in connection with secondary offering				9,312,188	93	(93)						—		—
Distributions to noncontrolling interests													(77,507)	(77,507)
Other							144					144	87	231

Adjustment related to noncontrolling interests						82,229			7,842			90,071	(90,071)	—
Balance – December 31, 2008	31,745	\$—	—	\$—	76,294,913	\$ 763	\$ 429,694	\$ 221,410	\$ (79,435)	9,376,162	\$(321,852)	\$ 250,580	\$ 61,172	\$ 311,752

LAZARD LTD
CONSOLIDATED STATEMENTS OF CHANGES IN STOCKHOLDERS' EQUITY (DEFICIENCY)
FOR THE YEARS ENDED DECEMBER 31, 2009, 2008 AND 2007—(Continued)
(dollars in thousands)

	Series A Preferred Stock		Common Stock		Additional	Retained Earnings	Accumulated Other Comprehensive	Class A Common Stock Held By A Subsidiary		Total Lazard Ltd Stockholders'	Noncontrolling	Total Stockholders'
	Shares	\$	Shares(*)	\$	Paid-in-Capital		Loss, Net of Tax	Shares	\$	Equity	Interests	Equity
Balance – January 1, 2009	31,745	\$—	76,294,913	\$ 763	\$ 429,694	\$ 221,410	\$ (79,435)	9,376,162	\$ (321,852)	\$ 250,580	\$ 61,172	\$ 311,752
Comprehensive income (loss):												
Net loss						(130,242)				(130,242)	(58,003)	(188,245)
Other comprehensive income (loss) - net of tax:												
Currency translation adjustments							37,355			37,355	16,250	53,605
Amortization of interest rate hedge							803			803	274	1,077
Available-for-sale securities:												
Net unrealized gain							20,575			20,575	7,039	27,614
Adjustment for items reclassified to earnings							945			945	323	1,268
Employee benefit plans:												
Prior service costs							(11,290)			(11,290)	(3,862)	(15,152)
Net actuarial loss							(13,573)			(13,573)	(4,642)	(18,215)
Adjustment for items reclassified to earnings							2,260			2,260	773	3,033
Comprehensive loss										(93,167)	(41,848)	(135,015)
Class A common stock issued/issuable in connection with business acquisitions and LAM Merger and related amortization			1,473,866	15	28,126					28,141	10,999	39,140
Conversion of Series A preferred stock into Class A common stock	(4,862)	—	479,732	5	(5)					—		—
Amortization of stock units					268,129					268,129	91,249	359,378
Dividend-equivalents					4,951	(4,991)				(40)		(40)
Class A common stock dividends						(33,451)				(33,451)		(33,451)
Purchase of Class A common stock								1,984,997	(50,479)	(50,479)		(50,479)
Delivery of Class A common stock for settlement of vested RSUs and DSUs					(194,670)			(5,510,384)	181,191	(13,479)		(13,479)
Repurchase of common membership interests from LAZ-MD Holdings					(9,900)					(9,900)	(3,385)	(13,285)
Class A common stock issued in exchange for Lazard Group common membership interests, including in connection with secondary offerings			13,917,402	139	(139)					—		—
Acquisitions of and distributions to noncontrolling interests											58,576	58,576
Adjustments related to noncontrolling interests					23,745		(14,688)			9,057	(9,057)	—
Balance – December 31, 2009	26,883	\$—	92,165,913	\$ 922	\$ 549,931	\$ 52,726	\$ (57,048)	5,850,775	\$(191,140)	\$ 355,391	\$ 167,706	\$ 523,097

(*) Includes 51,745,825, 76,294,912 and 92,165,912 shares of the Company's Class A common stock issued at December 31, 2007, 2008 and 2009, respectively, and 1 share of the Company's Class B common stock at each such date.

See notes to consolidated financial statements.

LAZARD LTD
NOTES TO CONSOLIDATED FINANCIAL STATEMENTS
(dollars in thousands, except for per share data, unless otherwise noted)

I. ORGANIZATION AND BASIS OF PRESENTATION

Organization

Lazard Ltd, a Bermuda holding company, and its subsidiaries (collectively referred to as “Lazard Ltd”, “Lazard” or the “Company”), including Lazard Ltd’s indirect investment in Lazard Group LLC, a Delaware limited liability company (collectively referred to, together with its subsidiaries, as “Lazard Group”), is one of the world’s preeminent financial advisory and asset management firms and has long specialized in crafting solutions to the complex financial and strategic challenges of our clients. We serve a diverse set of clients around the world, including corporations, partnerships, institutions, governments and high net worth individuals.

Lazard Ltd indirectly held approximately 74.5% and 62.4% of all outstanding Lazard Group common membership interests as of December 31, 2009 and 2008, respectively. Lazard Ltd, through its control of the managing members of Lazard Group, controls Lazard Group. Lazard Group is governed by an Operating Agreement dated as of May 10, 2005, as amended (the “Operating Agreement”).

The Company’s sole operating asset is its indirect ownership of common membership interests of Lazard Group and its managing member interest of Lazard Group, whose principal operating activities are included in two business segments:

- Financial Advisory, which includes providing advice on mergers and acquisitions (“M&A”) and strategic advisory matters, restructurings and capital structure advisory services, capital raising and other transactions, and
- Asset Management, which includes the management of equity and fixed income securities, alternative investments and private equity funds.

In addition, the Company records selected other activities in its Corporate segment, including management of cash, certain investments and the commercial banking activities of Lazard Group’s Paris-based Lazard Frères Banque SA (“LFB”). The Company also allocates outstanding indebtedness to its Corporate segment.

LFB is a registered bank regulated by the Banque de France and its primary operations include asset and liability management for Lazard Group’s businesses in France through its money market desk and commercial banking operations, deposit taking and, to a lesser extent, financing activities and custodial oversight over assets of various clients. LFB also engages in underwritten offerings of securities in France.

Basis of Presentation

The consolidated financial statements are prepared in conformity with accounting principles generally accepted in the United States of America (“U.S. GAAP”). The Company’s policy is to consolidate (i) entities in which it has a controlling financial interest, (ii) variable interest entities (“VIEs”) where the Company has a variable interest and is deemed to be the primary beneficiary and (iii) limited partnerships where the Company is the general partner, unless the presumption of control is overcome. When the Company does not have a controlling interest in an entity, but exerts significant influence over the entity’s operating and financial decisions, the Company applies the equity method of accounting in which it records in earnings its share of earnings or losses of the entity. All material intercompany transactions and balances have been eliminated. Any material events or transactions that occurred subsequent to December 31, 2009 through the date of filing of this Annual Report on Form 10-K were reviewed for purposes of determining whether any adjustments or additional disclosures were required to be made to the accompanying consolidated financial statements.

LAZARD LTD

NOTES TO CONSOLIDATED FINANCIAL STATEMENTS—(Continued)
(dollars in thousands, except for per share data, unless otherwise noted)

The consolidated financial statements include Lazard Ltd, Lazard Group and Lazard Group's principal operating subsidiaries: Lazard Frères & Co. LLC ("LFNY"), a New York limited liability company, along with its subsidiaries, including Lazard Asset Management LLC and its subsidiaries (collectively referred to as "LAM"); its French limited liability companies Compagnie Financière Lazard Frères SAS ("CFLF") along with its subsidiaries, LFB and Lazard Frères Gestion SAS ("LFG") and Maison Lazard SAS and its subsidiaries; and Lazard & Co., Limited ("LCL"), through Lazard & Co., Holdings Limited, an English private limited company ("LCH"), together with their jointly owned affiliates and subsidiaries.

Certain prior period amounts have been reclassified to conform to the manner of presentation in the current period, including those amounts pertaining to noncontrolling (minority) interests in subsidiaries as required by recent accounting guidance issued by the Financial Accounting Standards Board (the "FASB") (see Note 3 of Notes to Consolidated Financial Statements).

2. SIGNIFICANT ACCOUNTING POLICIES

The accounting policies below relate to reported amounts on the consolidated financial statements.

Foreign Currency Translation—The consolidated financial statements are presented in U.S. dollars. Many of the Company's non-U.S. subsidiaries have a functional currency (*i.e.*, the currency in which operational activities are primarily conducted) that is other than the U.S. dollar, generally the currency of the country in which such subsidiaries are domiciled. Such subsidiaries' assets and liabilities are translated into U.S. dollars at year-end exchange rates, while revenue and expenses are translated at average exchange rates during the year based on the daily closing exchange rates. Adjustments that result from translating amounts from a subsidiary's functional currency to U.S. dollars are reported in "accumulated other comprehensive income (loss), net of tax" ("AOCI"). Foreign currency remeasurement gains and losses on transactions in non-functional currencies are included on the consolidated statements of operations. Net foreign currency remeasurement gains amounted to \$5,700, \$14,657 and \$5,657, respectively, for the years ended December 31, 2009, 2008 and 2007, and are included in "revenue-other" on the respective consolidated statements of operations.

Use of Estimates— In preparing the consolidated financial statements, management makes estimates and assumptions regarding:

- valuations of assets and liabilities requiring fair value estimates including, but not limited to, investments, derivatives and securities sold, not yet purchased;
- the adequacy of the allowance for doubtful accounts;
- the realization of deferred taxes and adequacy of tax reserves for uncertain tax positions;
- the outcome of litigation;
- the carrying amount of goodwill and other intangible assets;
- the amortization period of intangible assets;
- share-based compensation plan forfeitures; and
- other matters that affect the reported amounts and disclosure of contingencies in the financial statements.

Estimates, by their nature, are based on judgment and available information. Therefore, actual results could differ from those estimates and could have a material impact on the consolidated financial statements.

LAZARD LTD

NOTES TO CONSOLIDATED FINANCIAL STATEMENTS—(Continued)
(dollars in thousands, except for per share data, unless otherwise noted)

Cash and Cash Equivalents— The Company defines cash equivalents as short-term, highly liquid securities and cash deposits with original maturities of 90 days or less when purchased.

Cash Deposited with Clearing Organizations and Other Segregated Cash— Primarily represents restricted cash deposits made by the Company, including those to satisfy the requirements of clearing organizations.

Allowance for Doubtful Accounts— We maintain an allowance for bad debts to provide coverage for estimated losses from our fee and customer receivables. We determine the adequacy of the allowance by estimating the probability of loss based on management’s analysis of the client’s creditworthiness and specifically reserve against exposures where we determine the receivables may be impaired, which may include situations where a fee is in dispute or litigation has commenced.

With respect to fees receivable from Financial Advisory activities, such receivables are generally deemed past due when they are outstanding 60 days from the date of invoice. However, some Financial Advisory transactions include specific contractual payment terms that may vary from one month to four years (as is the case for our Private Fund Advisory fees) following the invoice date or may be subject to court approval (as is the case with restructuring assignments that include bankruptcy proceedings). In such cases, receivables are deemed past due when payment is not received by the agreed-upon contractual date or the court approval date, respectively. Financial Advisory fee receivables past due in excess of 180 days are fully provided for unless there is evidence that the balance is collectable. Asset Management fees are deemed past due and fully provided for when such receivables are outstanding 12 months after the invoice date. Notwithstanding our policy for receivables past due, we specifically reserve against exposures relating to Financial Advisory and Asset Management fees where we determine receivables are impaired.

See Note 4 of Notes to Consolidated Financial Statements for additional information regarding receivables.

Investments — Investments in debt and marketable equity securities held either directly or indirectly through asset management funds at the Company’s broker-dealer subsidiaries are accounted for at fair value, with any increase or decrease in fair value recorded in earnings in accordance with standard industry practices. Such amounts are reflected in “revenue-other” in the consolidated statements of operations.

Investments in debt and marketable equity securities held at the Company’s non broker-dealer subsidiaries include “trading”, “available-for-sale” and “held-to-maturity” securities. Investments in debt and marketable equity securities considered “trading” securities are accounted for at fair value, with any increase or decrease in fair value reflected in “revenue-other” in the consolidated statements of operations. Investments in debt securities considered “available-for-sale” securities are accounted for at fair value, with any increase or decrease in fair value reported in AOCI, until such time they are realized and reclassified to earnings. Investments in debt securities considered “held-to-maturity” securities are accounted for at amortized cost. Declines in the fair value of “available-for-sale” and “held-to-maturity” securities that are determined to be other-than-temporary are charged to earnings, which, upon adoption of new accounting guidance on other-than-temporary impairments of debt securities, may only include the credit loss component of such declines for periods beginning after April 1, 2009.

Other investments include general partnership interests in alternative asset management funds and private equity investments accounted for at fair value, as well as investments accounted for under the equity method of accounting.

LAZARD LTD

NOTES TO CONSOLIDATED FINANCIAL STATEMENTS—(Continued)
(dollars in thousands, except for per share data, unless otherwise noted)

Dividend income is reflected in “revenue-other” on the consolidated statements of operations. Interest income includes accretion or amortization of any discount or premium arising at acquisition of the related debt security. Securities transactions and the related revenue and expenses are recorded on a trade date basis.

See Note 5 of Notes to Consolidated Financial Statements for additional information regarding the Company’s investments.

Property-net— Buildings, leasehold improvements and furniture and equipment are stated at cost or, in the case of buildings under capital leases, the present value of the future minimum lease payments, less accumulated depreciation and amortization. Buildings represent owned property and amounts recorded pursuant to capital leases (see Notes 11 and 15 of Notes to Consolidated Financial Statements), with the related obligations recorded as capital lease obligations. Such buildings are depreciated on a straight-line basis over their estimated useful lives. Leasehold improvements are capitalized and are amortized over the lesser of the economic useful life of the improvement or the term of the lease. Depreciation of furniture and equipment, including computer hardware and software, is determined on a straight-line basis using estimated useful lives. Depreciation and amortization expense aggregating \$22,541, \$20,825 and \$16,734 for the years ended December 31, 2009, 2008 and 2007, respectively, is included on the respective consolidated statements of operations in “occupancy and equipment” or “technology and information services”, depending on the nature of the underlying asset. Repairs and maintenance are expensed as incurred.

Goodwill and Other Intangible Assets— As goodwill has an indefinite life, it is required to be tested for impairment annually or more frequently if circumstances indicate impairment may have occurred. The Company assesses whether any goodwill recorded by its applicable reporting units is impaired by comparing the fair value of each business with its respective carrying amount. In this process, Lazard uses its best judgment and information available to it at the time to perform this review and utilizes various valuation techniques in order to determine the applicable fair values.

Intangible assets that are not deemed to have an indefinite life are amortized over their estimated useful lives and are reviewed for impairment whenever events or changes in circumstances indicate that the carrying amount of such assets may not be recoverable. This analysis is performed by comparing the carrying value of the intangible asset being reviewed for impairment to the current and expected future cash flows expected to be generated from such asset on an undiscounted basis, including eventual disposition. An impairment loss would be measured for the amount by which the carrying amount of the intangible asset exceeds its fair value.

See Note 12 of Notes to Consolidated Financial Statements with respect to goodwill and other intangible assets.

Derivative Instruments— A derivative is typically defined as an instrument whose value is “derived” from underlying assets, indices or reference rates, such as a future, forward, swap, or option contract, or other financial instrument with similar characteristics. Derivative contracts often involve future commitments to exchange interest payment streams or currencies based on a notional or contractual amount (e.g. , interest rate swaps or currency forwards) or to purchase or sell other financial instruments at specified terms on a specified date (e.g. , options to buy or sell securities or currencies).

The Company enters into forward foreign currency exchange rate contracts, interest rate swaps, interest rate futures, equity swaps and other derivative contracts to hedge exposures to fluctuations in interest rates, currency exchange rates and equity markets. The Company reports its derivative instruments separately as assets and liabilities unless a legal right of set-off exists under a master netting agreement enforceable by law. The Company’s derivative instruments are recorded at their fair value and are included in “other assets” and “other liabilities” on the

LAZARD LTD

NOTES TO CONSOLIDATED FINANCIAL STATEMENTS—(Continued)
(dollars in thousands, except for per share data, unless otherwise noted)

consolidated statements of financial condition. The Company elected not to apply hedge accounting to its derivative instruments held, except for derivatives hedging “available-for-sale” securities. Gains and losses on the Company’s derivatives not designated as hedging instruments, as well as gains and losses on derivatives accounted for as fair value hedges, are included in “interest income” and “interest expense”, respectively, or “revenue-other”, depending on the nature of the underlying item, on the consolidated statements of operations. Furthermore, with respect to derivatives designated as fair value hedges, the hedged item is required to be adjusted for changes in fair value of the risk being hedged, with such adjustment accounted for in the consolidated statements of operations.

Securities Sold, Not Yet Purchased— Securities sold, not yet purchased represents liabilities for securities sold for which payment has been received and the obligations to deliver such securities are included within “other liabilities” in the consolidated statements of financial condition. These securities are accounted for at fair value, with any increase or decrease in fair value recorded in earnings in accordance with standard industry practices. Such gains and losses are reflected in “revenue-other” in the consolidated statements of operations.

Fair Value of Financial Assets and Liabilities— The majority of the Company’s financial assets and liabilities are recorded at fair value or at amounts that approximate fair value. Such assets and liabilities include cash and cash equivalents, cash and securities segregated for regulatory purposes, receivables, investments, derivative instruments and deposits and other customer payables. For information regarding the fair value of the Company’s senior and subordinated debt, see Note 14 of Notes to Consolidated Financial Statements.

Revenue Recognition

Investment Banking and Other Advisory Fees— Fees for M&A and strategic advisory services and restructuring advisory services are recorded when earned, which is generally the date the related transactions are consummated. Expenses that are directly related to such transactions and billable to clients are deferred to match revenue recognition. Client reimbursements of expenses are presented net in “investment banking and other advisory fees” on the Company’s consolidated statements of operations. The amount of expenses reimbursed by clients for the years ended December 31, 2009, 2008 and 2007 are \$21,673, \$18,124 and \$19,267, respectively.

Money Management and Incentive Fees— Money management fees are derived from fees for investment management and advisory services provided to institutional and private clients. Revenue is recorded on an accrual basis primarily based on a percentage of client assets managed. Fees vary with the type of assets managed, with higher fees earned on equity assets, alternative investment (such as hedge funds) and private equity products, and lower fees earned on fixed income and money market products.

The Company may earn performance-based incentive fees on various investment products, including alternative investment funds such as hedge funds, private equity funds, and traditional investment strategies. Incentive fees are calculated based on a specified percentage of a fund’s net appreciation, in some cases in excess of established benchmarks. Incentive fees on private equity funds also may be earned in the form of a carried interest if profits from investments exceed a specified threshold. These incentive fees are recorded when realized and are paid at the end of the measurement period. Incentive fees on hedge funds generally are subject to loss carry-forward provisions in which losses incurred by the funds in any year are applied against certain future period net appreciation before any incentive fees can be earned.

The Company records incentive fees at the end of the relevant performance measurement period, when potential uncertainties regarding the ultimate realizable amounts have been determined. The performance fee measurement period is generally an annual period, unless an account terminates during the year. These incentive fees received at the end of the measurement period are not subject to reversal or payback.

LAZARD LTD

NOTES TO CONSOLIDATED FINANCIAL STATEMENTS—(Continued)
(dollars in thousands, except for per share data, unless otherwise noted)

Receivables relating to money management and incentive fees are reported in “fees receivable” on the consolidated statements of financial condition.

Soft Dollar Arrangements — The Company’s Asset Management business obtains research and other services through “soft dollar” arrangements. Consistent with the “soft dollar” safe harbor established by Section 28(e) of the Securities Exchange Act of 1934, as amended (the “Exchange Act”), the Asset Management business does not have any contractual obligation or arrangement requiring it to pay for research and other services obtained through soft dollar arrangements with brokers. Instead, the provider is obligated to pay for the services. Consequently, the Company does not incur any liability and does not accrue any expenses in connection with any research or other services obtained by the Asset Management business pursuant to such soft dollar arrangements. If the use of soft dollars is limited or prohibited in the future by regulation, we may have to bear the costs of such research and other services.

Share-Based Payment Awards— Share-based payment awards that do not require future service are expensed immediately and share-based payment awards that require future service are amortized over the requisite service period. The Company recognizes in “compensation and benefits” expense (and, in 2009, “restructuring” expense for individuals impacted by the Company’s restructuring plan described in Note 19 of Notes to Consolidated Financial Statements) the amortized portion of the grant date fair value of the equity awards, net of an estimated forfeiture rate.

Income Taxes— Lazard Ltd is subject to U.S. corporate federal income tax on its allocable share of the results of operations of Lazard Group, and certain non-U.S. subsidiaries of the Company are subject to income taxes in their local jurisdictions. In addition, the Company is subject to New York City Unincorporated Business Taxes (“UBT”) attributable to Lazard Group’s operations apportioned to New York City.

Deferred income taxes reflect the net tax effects of temporary differences between the financial reporting and tax basis of assets and liabilities and are measured using the enacted tax rates and laws that will be in effect when such differences are expected to reverse. Such temporary differences are reflected as deferred tax assets and liabilities and are included in “other assets” and “other liabilities”, respectively, on the consolidated statements of financial condition.

In assessing the realizability of deferred tax assets, management considers whether it is more likely than not that some portion or all of the deferred tax assets will be realized and, when necessary, a valuation allowance is established. The ultimate realization of the deferred tax assets is dependent upon the generation of future taxable income during the periods in which temporary differences become deductible. Management considers the level of historical taxable income, scheduled reversals of deferred taxes, projected future taxable income and tax planning strategies that can be implemented by the Company in making this assessment. Furthermore, management applies the more likely than not criteria prior to the recognition of a financial statement benefit of a tax position taken or expected to be taken in a tax return with respect to uncertainty in income taxes.

The Company recognizes interest and/or penalties related to income tax matters in income tax expense.

See Note 20 of Notes to Consolidated Financial Statements for additional information relating to income taxes.

3. RECENT ACCOUNTING DEVELOPMENTS

Fair Value Measurements —On January 1, 2008, the Company adopted, on a prospective basis, the required provisions of new accounting guidance issued by the FASB on fair value measurements, which, among other

LAZARD LTD

NOTES TO CONSOLIDATED FINANCIAL STATEMENTS—(Continued)
(dollars in thousands, except for per share data, unless otherwise noted)

things, defined fair value, established a framework for measuring fair value and enhanced disclosure requirements about fair value measurements with respect to its financial assets and financial liabilities. On January 1, 2009, the Company adopted the remaining provisions of the new guidance issued, as permitted by an amendment which delayed the effective date of the new accounting guidance for all nonfinancial assets and nonfinancial liabilities, except those that are recognized or disclosed at fair value in the financial statements on a recurring basis (at least annually). These nonfinancial items included, for example, reporting units required to be measured at fair value for annual goodwill impairment testing purposes and nonfinancial assets acquired and liabilities assumed in a business combination. Neither the adoption of the required provisions of the new guidance, nor the subsequent adoption of the remaining provisions of the new guidance as permitted by the amendment, had a material impact on the Company's consolidated financial statements.

On April 1, 2009, the Company adopted, on a prospective basis, additional accounting guidance issued by the FASB on fair value measurements. The additional accounting guidance assists in the determination of fair value for securities or other financial assets when the volume and level of activity for such items have significantly decreased when compared with normal market activity and there is no longer sufficient frequency or volume to provide pricing information on an ongoing basis. The additional accounting guidance also assists in determining whether or not a transaction is orderly and whether or not a transaction or quoted price can be considered in the determination of fair value. Accordingly, the additional accounting guidance does not apply to quoted prices for identical assets or liabilities in active markets categorized as Level 1 in the fair value measurement hierarchy, and also requires that additional fair value disclosures be included on an interim basis. See Note 6 of Notes to Consolidated Financial Statements for the additional disclosures provided pursuant to the additional accounting guidance. The adoption of additional guidance regarding fair value measurements did not materially impact the Company's consolidated financial statements.

On January 21, 2010, the FASB amended its guidance on fair value measurement disclosures to add new requirements for disclosures about transfers into and out of the Level 1 and 2 categories in the fair value measurement hierarchy, and separate disclosures about purchases, sales, issuances, and settlements relating to Level 3 measurements. The amended guidance also clarifies existing fair value disclosures about the level of disaggregation and about inputs and valuation techniques used to measure fair value. The new requirements for disclosures and clarifications of existing disclosures are effective for interim and annual reporting periods beginning after December 15, 2009, except for the disclosures about purchases, sales, issuances, and settlements in the roll forward of activities in Level 3 fair value measurements, which are effective for interim and annual reporting periods beginning after December 15, 2010. The Company does not anticipate that the adoption of the amended guidance on fair value measurement-related disclosures will have a material impact on its consolidated financial statements.

Business Combinations —On January 1, 2009, the Company adopted, on a prospective basis, new accounting guidance issued by the FASB on business combinations. The new accounting guidance supersedes or amends other related authoritative literature although it retains the fundamental requirements that the acquisition method of accounting (previously referred to as the "purchase method") be used for all business combinations and that an acquirer be identified for each business combination. The new guidance also establishes principles and requirements for how the acquirer (a) recognizes and measures in its financial statements the identifiable assets acquired, the liabilities assumed and any noncontrolling interest in an acquiree; (b) recognizes and measures the goodwill acquired in a business combination or a gain from a bargain purchase; and (c) determines what information to disclose to enable users of the financial statements to evaluate the nature and financial effects of a business combination. The new guidance also requires the acquirer to expense, as incurred, costs relating to any acquisitions. The adoption of the new accounting guidance did not materially impact on the Company's consolidated financial statements. Prospectively, all acquisitions conform to the new accounting guidance.

LAZARD LTD

NOTES TO CONSOLIDATED FINANCIAL STATEMENTS—(Continued)
(dollars in thousands, except for per share data, unless otherwise noted)

On April 1, 2009, the Company adopted amended accounting guidance issued by the FASB for business combinations. The amended guidance clarifies the initial recognition and measurement, subsequent measurement and accounting and disclosure of assets and liabilities arising from contingencies in a business combination. The adoption of the amended guidance did not materially impact the Company's consolidated financial statements.

Noncontrolling Interests —On January 1, 2009, the Company adopted, on a retrospective basis, new presentation and disclosure requirements issued by the FASB with respect to noncontrolling interests in consolidated financial statements. Additional guidance was also issued to establish accounting and reporting standards for the noncontrolling (minority) interest in a subsidiary and for the deconsolidation of a subsidiary. The new accounting guidance clarified that a noncontrolling interest in a subsidiary is an ownership interest in the consolidated entity that should be reported as equity in the consolidated financial statements. In addition, the new guidance also changes the way the consolidated income statement is presented by requiring consolidated net income to include amounts attributable to both the parent and the noncontrolling interests with separate disclosure of each component on the face of the consolidated income statement. The new accounting guidance does not, however, impact the calculation of net income per share, as such calculation will continue to be based on amounts attributable to the parent.

Derivative Instruments and Hedging Activities —On January 1, 2009, the Company adopted, on a prospective basis, new disclosure guidance issued by the FASB regarding derivative instruments and hedging activities. The new guidance enhances the current disclosure framework for derivative instruments and hedging activities, including how and why an entity uses derivative instruments, how derivative instruments and related hedged items are accounted for and how derivative instruments and related hedged items affect an entity's financial position, financial performance and cash flows. See Note 7 of Notes to Consolidated Financial Statements for the additional disclosures provided pursuant to the new guidance. The adoption of the new disclosure guidance did not materially impact the Company's consolidated financial statements.

Fair Value Estimates for Certain Financial Instruments —On April 1, 2009, the Company adopted, on a prospective basis, additional disclosure requirements issued by the FASB regarding the fair value of certain financial instruments. The additional disclosure requirements increase the frequency of qualitative and quantitative information about fair value estimates for all financial instruments not remeasured on the balance sheet at fair value by requiring this information on an interim basis. The adoption of the additional disclosure requirements did not materially impact the Company's consolidated financial statements. See Note 14 of Notes to Consolidated Financial Statements.

Other-Than-Temporary Impairments of Debt Securities —On April 1, 2009, the Company adopted, on a prospective basis, new accounting guidance issued by the FASB with respect to the recognition and presentation of other-than-temporary impairments pertaining to debt securities. The new accounting guidance requires greater clarity about the credit and non-credit components of debt securities that are not expected to be sold and whose fair value is below amortized cost, and also requires increased disclosures regarding expected cash flows, credit losses and an aging of securities with unrealized losses. The adoption of the new accounting guidance did not materially impact the Company's consolidated financial statements. See Note 5 of Notes to Consolidated Financial Statements.

Employers' Post-retirement Benefit Plans —In December 2008, the FASB amended its disclosure requirements with respect to employers' post-retirement benefit plan assets by requiring more detailed disclosures about an employer's plan assets, including an employer's investment strategies, major categories of plan assets, concentrations of risk within plan assets and valuation techniques used to measure the fair value of plan assets. The disclosures about plan assets required by this amendment are required to be provided for fiscal years ending after December 15, 2009. Upon initial application, the provisions of this amendment are not

LAZARD LTD

NOTES TO CONSOLIDATED FINANCIAL STATEMENTS—(Continued)
(dollars in thousands, except for per share data, unless otherwise noted)

required for earlier periods that are presented for comparative purposes. Earlier application of the provisions of this amendment is permitted. The adoption of this amendment did not materially impact the Company's consolidated financial statements in 2009.

VIEs —In June 2009, the FASB amended its guidance on VIEs. The amended guidance changes how a company determines when an entity that is insufficiently capitalized or is not controlled through voting (or similar rights) should be consolidated. It also requires a company to provide additional disclosures about its involvement with VIEs and any significant changes in risk exposure due to that involvement. The requirements of the amended accounting guidance are effective for interim and annual periods beginning after November 15, 2009 and early adoption is prohibited. On January 27, 2010, the FASB voted to defer the application of its guidance on consolidation of a reporting enterprise's interest in an entity when certain conditions are met. This deferral is effective for interim and annual periods beginning after November 15, 2009. The Company does not anticipate that the adoption of the amended guidance and related disclosures will have a material impact on its consolidated financial statements.

4. RECEIVABLES—NET AND DEPOSITS AND OTHER CUSTOMER PAYABLES

Receivables—net — Represents receivables from banks, fees, customers and other and related parties.

Receivables from banks represent those related to LFB's short-term inter-bank deposits. The level of these inter-bank deposits is primarily driven by the level of LFB customer and bank-related interest-bearing time and demand deposits, which can fluctuate significantly on a daily basis. As the amount of such deposits held at LFB changes, there is generally a corresponding, but indirect, impact on the level of short-term inter-bank deposits.

In connection with collateralized lending activities of LFB, the Company typically receives a pledge of specifically identified securities of equal or greater value than the amount of the cash loaned. Collateralized customer loan receivables, which amounted to \$2,305 and \$8,907 at December 31, 2009 and 2008, respectively, were collateralized by securities of equal or greater value at each such date. Securities owned by customers and pledged to collateralize secured loan receivables are not reflected on the consolidated statements of financial condition.

Customers and other receivables at December 31, 2009 and 2008 include \$4,466 and \$13,109, respectively, of loans by LFB to managing directors and employees in France that are made in the ordinary course of business at market terms.

Receivables are stated net of an estimated allowance for doubtful accounts of \$11,575 and \$15,883 at December 31, 2009 and 2008, respectively, for past due amounts and for specific accounts deemed uncollectible. The Company recorded bad debt expense of \$4,509, \$5,388 and \$540 for the years ended December 31, 2009, 2008 and 2007, respectively. In addition, the Company recorded charge-offs, foreign currency translation and other adjustments, which resulted in a net increase (decrease) to the allowance for doubtful accounts of \$(8,817), \$(2,795) and \$1,434 for the years ended December 31, 2009, 2008 and 2007, respectively. At December 31, 2009 and 2008, the Company had \$14,150 and \$17,916, respectively, of receivables deemed past due or uncollectible.

Deposits and Other Customer Payables — Principally relates to LFB customer-related interest-bearing time and demand deposits, short-term inter-bank borrowing with banks and amounts due on collateralized borrowing activities. Collateralized borrowing activities amounted to \$18,008 and \$15,170 at December 31, 2009 and 2008, respectively, and were fully collateralized with pledged assets of equal or greater value at each such date.

LAZARD LTD

NOTES TO CONSOLIDATED FINANCIAL STATEMENTS—(Continued)
(dollars in thousands, except for per share data, unless otherwise noted)

5. *INVESTMENTS*

The Company's investments and securities sold, not yet purchased consist of the following at December 31, 2009 and 2008:

	December 31,	
	2009	2008
Debt:		
U.S. Government and agencies	\$147,507	\$ —
Other:		
Non-U.S. Governments and agencies	43,501	36,396
U.S. states and municipals	15,728	—
Corporates	254,113	296,674
	<u>313,342</u>	<u>333,070</u>
Equities	<u>82,442</u>	<u>71,105</u>
Other:		
Interest in LAM alternative asset management funds:		
General Partner (“GP”) interests owned	50,080	35,300
GP interests consolidated but not owned	13,038	20,866
Private equity:		
Investments owned	102,983	83,931
Investments consolidated but not owned	35,743	—
Equity method	62,558	75,695
	<u>264,402</u>	<u>215,792</u>
Total investments	807,693	619,967
Less:		
Debt at amortized cost	136,630	—
Equity method investments	62,558	75,695
Investments, at fair value	<u>\$608,505</u>	<u>\$544,272</u>
Securities sold, not yet purchased (included in “other liabilities”)	<u>\$ 5,179</u>	<u>\$ 6,975</u>

LAZARD LTD

NOTES TO CONSOLIDATED FINANCIAL STATEMENTS—(Continued)
(dollars in thousands, except for per share data, unless otherwise noted)

Debt investments at December 31, 2009 and 2008 were categorized as follows:

	December 31,	
	2009	2008
Trading securities:		
U.S. Government and agencies	\$ 21,094	\$ —
Non-U.S. Governments and agencies	33,284	36,396
U.S. states and municipals	15,728	—
Corporates	450	7,573
	<u>70,556</u>	<u>43,969</u>
Available-for-sale securities:		
Corporates	253,663	289,101
Held-to-maturity securities:		
U.S. Government and agencies	126,413	—
Non-U.S. Government and agencies	10,217	—
	<u>136,630</u>	<u>—</u>
Total debt securities	<u>\$460,849</u>	<u>\$333,070</u>

Substantially all of the corporate and non-U.S. Government debt securities are held by LFB and primarily consist of fixed and floating rate European corporate and French government debt securities. Such securities are typically held long-term, as part of its asset-liability management program.

Effective July 1, 2008, certain debt securities held by LFB with a carrying value of \$236,999 on that date, which were previously designated as “trading” securities, were redesignated as “available-for-sale” securities. Such re-designation represented a non-cash transaction between “trading” and “available-for-sale” securities.

The fair value and amortized cost basis pertaining to debt securities classified as “available-for-sale” at December 31, 2009, by maturity date/first call date, are as follows:

<u>Maturity Date/First Call Date</u>	<u>Fair Value</u>	<u>Amortized Cost Basis</u>
Within one year	\$ 38,715	\$ 40,619
After 1 year through 5 years	136,222	142,361
After 5 years through 10 years	63,444	75,360
After 10 years	15,282	14,646
	<u>\$253,663</u>	<u>\$272,986</u>

Debt investments include corporate perpetual securities that are callable. Such securities are listed in the table above based on their respective first call dates. All other “available-for-sale” securities are listed in the table based on their contractual maturities.

LAZARD LTD

NOTES TO CONSOLIDATED FINANCIAL STATEMENTS—(Continued)
(dollars in thousands, except for per share data, unless otherwise noted)

Debt securities classified as “available-for-sale” at December 31, 2009 and 2008 that are in an unrealized loss position are as follows:

December 31, 2009				December 31, 2008			
Securities in a Continuous Loss Position for Less than 12 Months		Securities in a Continuous Loss Position for 12 Months or Longer		Securities in a Continuous Loss Position for Less than 12 Months		Securities in a Continuous Loss Position for 12 Months or Longer	
Fair Value	Unrealized Loss	Fair Value	Unrealized Loss	Fair Value	Unrealized Loss	Fair Value	Unrealized Loss
\$—	\$—	\$166,094	\$21,381	\$210,866	\$52,883	\$58,368	\$10,794

The unrealized loss for securities in a continuous loss position for 12 months or longer at December 31, 2009 has been reduced by an other-than-temporary impairment charge of \$1,825 reclassified from AOCI to “revenue-other” on the consolidated statement of operations during the year ended December 31, 2009. Such amount represents management’s estimate of the credit loss component of debt securities whose fair value is below its amortized cost. There was no other-than-temporary impairment charge recognized during the years ended December 31, 2008 and 2007.

LFB does not intend to sell its debt securities classified as “available-for-sale”, nor is it more likely than not that LFB will be required to sell such debt securities before their anticipated recovery. Based on the qualitative and quantitative analysis performed, debt securities in unrealized loss positions were not considered to be other-than-temporarily impaired at December 31, 2009, except for the amount recognized above.

The fair value and amortized cost basis pertaining to debt securities classified as “held-to-maturity” at December 31, 2009, by maturity date, are as follows:

<u>Maturity Date</u>	<u>Fair Value</u>	<u>Amortized Cost Basis</u>
After 1 year through 5 years	\$ 137,776	\$ 136,630

There were no debt securities classified as “held-to-maturity” at December 31, 2009 that were in an unrecognized loss position.

Equities principally represent the Company’s investments in marketable equity securities of large-, mid- and small-cap domestic, international and global companies to seed new Asset Management products and includes investments in public and private asset management funds managed both by LAM and third-party asset managers.

In 2008, LFNy was a party to a Prime Brokerage Agreement with LBI for certain accounts involving investment strategies managed by LAM. On September 9, 2008, LAM requested a transfer of such accounts, of which \$11,368 was not received. On September 15, 2008, LBI, the ultimate parent company in the Lehman Group, filed for protection under Chapter 11 of the United States Bankruptcy Code and a number of Lehman Group entities in the UK entered into administration proceedings under the Insolvency Act 1986. In addition, the Securities Investor Protection Corporation (“SIPC”) commenced liquidation proceedings on September 19, 2008 pursuant to the Securities Investor Protection Act of 1970, as amended, with respect to Lehman Brothers Holdings, Inc. The Chapter 11 filing, Insolvency Act Administration and SIPC proceedings exposed Lazard to possible loss due to counterparty credit and other risk. During 2008, the Company reserved the entire amount of such possible loss, and, through December 31, 2009, no funds have been received by the Company. We continue to actively seek recovery of all amounts.

LAZARD LTD

NOTES TO CONSOLIDATED FINANCIAL STATEMENTS—(Continued)
(dollars in thousands, except for per share data, unless otherwise noted)

Interests in LAM alternative asset management funds represent (i) GP interests owned by Lazard in LAM-managed alternative asset management funds and (ii) GP interests consolidated by the Company pertaining to noncontrolling interests in LAM alternative asset management funds. Such noncontrolling interests in LAM alternative asset management funds, which represent GP interests held directly by certain of our LAM managing directors or employees of the Company, are deemed to be controlled by, and therefore consolidated by, the Company in accordance with U.S. GAAP. Noncontrolling interests are presented within “stockholders’ equity” on the consolidated statements of financial condition (see Note 16 of Notes to Consolidated Financial Statements).

Private equity investments owned by Lazard are primarily comprised of investments in private equity funds and direct private equity interests. Such investments primarily include (i) a mezzanine fund, which invests in mezzanine debt of a diversified selection of small- to mid-cap European companies; (ii) Corporate Partners II Limited (“CP II”), a private equity fund targeting significant noncontrolling-stake investments in established public and private companies and (iii) Lazard Senior Housing Partners LP (“Senior Housing”), which acquires companies and assets in the senior housing, extended-stay hotel and shopping center sectors.

Private equity investments consolidated but not owned by Lazard are related solely to Lazard’s establishment of a private equity business with the Edgewater Funds (“Edgewater”), a Chicago-based private equity firm, through the acquisition of Edgewater’s management vehicles on July 15, 2009. The acquisition was structured as a purchase by Lazard of interests in a holding company that owns interests in the general partner and management company entities of the current Edgewater private equity funds (the “Edgewater Acquisition”). Edgewater is focused on buyout and growth equity investments in middle market companies. The economic interests that the Company does not own are owned by the current leadership team and other investors in the Edgewater management vehicles.

Equity method investments include investments made in the first quarter of 2008 in Sapphire Industrials Corp. (“Sapphire”) (approximately \$13,000 of which was subsequently written-off in the fourth quarter of 2009 principally relating to the Company’s investment in Sapphire warrants) and Merchant Bankers Asociados (“MBA”), an Argentina-based financial advisory services firm with offices across Central and South America and the parent company of MBA Banco de Inversiones (see Notes 9 and 15 of Notes to Consolidated Financial Statements for additional information regarding MBA and Sapphire, respectively).

The Company recognized gross investment gains and losses on investments measured at fair value for the years ended December 31, 2009, 2008 and 2007 in “revenue-other” on the respective consolidated statements of operations as follows:

	Year Ended December 31,		
	2009	2008	2007
Gross investment gains	\$53,319	\$ 52,748	\$63,721
Gross investment losses	\$19,740	\$164,135	\$47,501

The table above includes gross unrealized investment gains and losses pertaining to “trading” securities as follows:

	Year Ended December 31,		
	2009	2008	2007
Gross unrealized investment gains	\$ 3,723	\$ 18,672	\$ 8,610
Gross unrealized investment losses	\$ —	\$ 9,125	\$24,186

In addition, within AOCI, the Company recorded gross pre-tax unrealized investment losses of \$195, \$62,655 and \$1,022 during the years ended December 31, 2009, 2008 and 2007, respectively, and gross pre-tax unrealized investment gains of \$46,468, \$308 and \$0 during the years ended December 31, 2009, 2008 and 2007,

LAZARD LTD

NOTES TO CONSOLIDATED FINANCIAL STATEMENTS—(Continued)
(dollars in thousands, except for per share data, unless otherwise noted)

respectively, pertaining to debt securities held at LFB that are designated as “available-for-sale.” The average cost basis is utilized for purposes of calculating realized investment gains and losses.

6. FAIR VALUE MEASUREMENTS

Lazard categorizes its investments and certain other assets and liabilities recorded at fair value into a three-level fair value hierarchy as follows:

- Level 1.* Assets and liabilities whose values are based on unadjusted quoted prices for identical assets or liabilities in an active market that Lazard has the ability to access.
- Level 2.* Assets and liabilities whose values are based on quoted prices for similar assets or liabilities in an active market, quoted prices for identical or similar assets or liabilities in non-active markets or inputs other than quoted prices that are directly observable or derived principally from or corroborated by market data.
- Level 3.* Assets and liabilities whose values are based on prices or valuation techniques that require inputs that are both unobservable and significant to the overall fair value measurement. These inputs reflect management’s own assumptions about the assumptions a market participant would use in pricing the asset or liability. Items included in Level 3 include securities or other financial assets whose volume and level of activity have significantly decreased when compared with normal market activity and there is no longer sufficient frequency or volume to provide pricing information on an ongoing basis.

Principally all of the Company’s investments in corporate debt securities are considered Level 2 investments with such fair value based on observable data, principally broker quotes as provided by external pricing services. The Company’s other debt securities at fair value are considered Level 1 investments with such fair value based on unadjusted quoted prices in active markets.

The fair value of equities is principally classified as Level 1 or Level 2 as follows: marketable equity securities are classified as Level 1 and are valued based on the last trade price on the primary exchange for that security; public asset management funds are classified as Level 1 and are valued based on the reported closing price for the fund; and investments in private asset management funds are classified as Level 2 and are primarily valued based on information provided by fund managers and, secondarily, from external pricing services to the extent managed by LAM.

The fair value of interests in LAM alternative asset management funds is classified as Level 2 and is based on information provided by external pricing services.

The fair value of private equity investments is classified as Level 3 and is based on financial statements provided by fund managers, appraisals and internal valuations.

Where information reported is based on broker quotes, the Company generally obtains one quote/price per instrument. In some cases, quotes related to corporate bonds obtained through external pricing services represent the average of several broker quotes.

Where information reported is based on data received from fund managers or from external pricing services, the Company reviews such information to ascertain at which level within the fair value hierarchy to classify the investment.

LAZARD LTD

NOTES TO CONSOLIDATED FINANCIAL STATEMENTS—(Continued)
(dollars in thousands, except for per share data, unless otherwise noted)

The following tables present the categorization of investments and certain other assets and liabilities measured at fair value on a recurring basis as of December 31, 2009 and 2008 into a three-level fair value hierarchy in accordance with fair value measurement disclosure requirements:

	Fair Value Measurements on a Recurring Basis As of December 31, 2009			
	Level 1	Level 2	Level 3	Total
Assets:				
Investments:				
Debt (excluding securities at amortized cost)	\$ 70,556	\$ 253,663	\$ —	\$ 324,219
Equities	65,932	16,205	305	82,442
Other (excluding equity method investments):				
Interest in LAM alternative asset management funds:				
GP interests owned	—	50,080	—	50,080
GP interests consolidated	—	13,038	—	13,038
Private equity:				
Investments owned	—	2,812	100,171	102,983
Investments consolidated but not owned	—	—	35,743	35,743
Derivatives	5	916	—	921
Total Assets	<u>\$ 136,493</u>	<u>\$ 336,714</u>	<u>\$ 136,219</u>	<u>\$ 609,426</u>
Liabilities:				
Securities sold, not yet purchased	\$ 5,179	\$ —	\$ —	\$ 5,179
Derivatives	—	17,383	—	17,383
Total Liabilities	<u>\$ 5,179</u>	<u>\$ 17,383</u>	<u>\$ —</u>	<u>\$ 22,562</u>

	Fair Value Measurements on a Recurring Basis As of December 31, 2008			
	Level 1	Level 2	Level 3	Total
Assets:				
Investments:				
Debt	\$ 43,969	\$ 289,101	\$ —	\$ 333,070
Equities	54,108	14,544	2,453	71,105
Other (excluding equity method investments):				
Interest in LAM alternative asset management funds:				
GP interests owned	—	35,300	—	35,300
GP interests consolidated	—	20,866	—	20,866
Private equity investments owned	—	—	83,931	83,931
Derivatives	—	4,661	—	4,661
Total Assets	<u>\$ 98,077</u>	<u>\$ 364,472</u>	<u>\$ 86,384</u>	<u>\$ 548,933</u>
Liabilities:				
Securities sold, not yet purchased	\$ 6,975	\$ —	\$ —	\$ 6,975
Derivatives	—	43,990	—	43,990
Total Liabilities	<u>\$ 6,975</u>	<u>\$ 43,990</u>	<u>\$ —</u>	<u>\$ 50,965</u>

LAZARD LTD

NOTES TO CONSOLIDATED FINANCIAL STATEMENTS—(Continued)
(dollars in thousands, except for per share data, unless otherwise noted)

The following tables provide a summary of changes in fair value of the Company's Level 3 assets for the years ended December 31, 2009 and 2008:

	Level 3 Assets For the Year Ended December 31, 2009				
	Beginning	Net Unrealized/ Realized Gains (Losses) Included In	Net Purchases, Issuances and Settlements/ Acquisitions	Foreign Currency Translation Adjustments	Ending Balance
	Balance	Revenue-Other			
Investments:					
Equities	\$ 2,453	\$ (97)	\$ (2,051)	\$ —	\$ 305
Private equity:					
Investments owned	83,931	2,769	11,932	1,539	100,171
Investments consolidated but not owned	—	3,824	31,919	—	35,743
Total Level 3 Assets	<u>\$86,384</u>	<u>\$ 6,496</u>	<u>\$ 41,800</u>	<u>\$ 1,539</u>	<u>\$136,219</u>

	Level 3 Assets For the Year Ended December 31, 2008				
	Beginning	Net Unrealized/ Realized Gains (Losses) Included In	Net Purchases, Issuances and Settlements/ Acquisitions	Foreign Currency Translation Adjustments	Ending Balance
	Balance	Revenue-Other			
Investments:					
Equities	\$ 4,469	\$ 212	\$ (1,944)	\$ (284)	\$ 2,453
Private equity investments owned	74,051	(12,391)	25,733	(3,462)	83,931
Total Level 3 Assets	<u>\$78,520</u>	<u>\$ (12,179)</u>	<u>\$ 23,789</u>	<u>\$ (3,746)</u>	<u>\$86,384</u>

There were net realized gains (losses) of \$(682) and \$1,810 included in income during the years ended December 31, 2009 and 2008, respectively, with respect to Level 3 assets.

LAZARD LTD

NOTES TO CONSOLIDATED FINANCIAL STATEMENTS—(Continued)
(dollars in thousands, except for per share data, unless otherwise noted)

7. DERIVATIVES

The table below represents the fair values of the Company's derivative assets and liabilities reported within "other assets" and "other liabilities" on the accompanying consolidated statements of financial condition as of December 31, 2009 and 2008:

	Derivatives Designated as Hedging Instruments		Derivatives Not Designated as Hedging Instruments		Total	
	December 31,		December 31,		December 31,	
	2009	2008	2009	2008	2009	2008
Derivative Assets:						
Forward foreign currency exchange rate contracts	\$ —	\$ —	\$ 836	\$ 4,377	\$ 836	\$ 4,377
Interest rate swaps	—	75	80	209	80	284
Other derivatives	—	—	5	—	5	—
	<u>\$ —</u>	<u>\$ 75</u>	<u>\$ 921</u>	<u>\$ 4,586</u>	<u>\$ 921</u>	<u>\$ 4,661</u>
Derivative Liabilities:						
Forward foreign currency exchange rate contracts	\$ —	\$ —	\$ 2,213	\$ 26,593	\$ 2,213	\$ 26,593
Interest rate swaps	14,147	12,980	56	1,051	14,203	14,031
Equity swaps	—	—	967	3,366	967	3,366
	<u>\$ 14,147</u>	<u>\$ 12,980</u>	<u>\$ 3,236</u>	<u>\$ 31,010</u>	<u>\$ 17,383</u>	<u>\$ 43,990</u>

The effect of gains (losses) with respect to derivatives not designated as hedging instruments on the accompanying consolidated statement of operations for the year ended December 31, 2009 (predominantly reflected in "revenue-other"), by type of derivative, is as follows:

	Year Ended December 31, 2009
Forward foreign currency exchange rate contracts	\$ 3,311
Interest rate swaps	625
Equity swaps and other derivatives	(13,810)
	<u>\$ (9,874)</u>

With respect to derivatives designated as hedging instruments, such derivatives relate to interest rate swaps that hedge "available-for-sale" securities and are being accounted for as fair value hedges. For the year ended December 31, 2009, net pre-tax losses of \$1,263 pertaining to such interest rate swaps were recognized, which was substantially offset by an equivalent amount on the hedged risk portion of such "available-for-sale" securities.

8. LAM MERGER TRANSACTION

On September 25, 2008, the Company, LAM and LAZ Sub I, LLC, a then newly-formed subsidiary of LFNy, completed the merger of LAZ Sub I, LLC with and into LAM (the "LAM Merger"). Prior to the LAM Merger, the common equity interests of LAM were held by LFNy and certain other equity interests of LAM, representing contingent payments should a fundamental transaction occur, as described below, were held by present and former employees of LAM. Following the LAM Merger, all equity interests of LAM are owned directly or indirectly by LFNy. The equity interests of LAM that were held, prior to the LAM Merger, by the

LAZARD LTD

NOTES TO CONSOLIDATED FINANCIAL STATEMENTS—(Continued)
(dollars in thousands, except for per share data, unless otherwise noted)

then present and former employees of LAM and its subsidiaries (and certain related phantom rights issued as incentive compensation) entitled the holders to payments totaling approximately 23% of the net proceeds or imputed valuation of LAM (after deductions for payments to creditors of LAM and the return of capital in LAM) in connection with certain specified fundamental transactions concerning LAM or Lazard, including a sale of LAM or Lazard, certain non-ordinary course asset sales and major acquisitions. As a consequence of the LAM Merger, during the three month period ended September 30, 2008, the Company recorded a reduction to its after-tax income of \$108,628, consisting of compensation and benefits expense of \$197,550 related to the equity interests of LAM held by present and former employees of LAM and \$2,000 of non-compensation related transaction costs (together aggregating to a reduction of operating income of \$199,550), with these charges partially offset by associated income tax and noncontrolling interest credits of \$7,427 and \$83,495, respectively.

The aggregate non-contingent consideration relating to the equity interests of LAM (and the phantom rights referred to above) held by present and former employees of LAM and its subsidiaries (the “Transaction Consideration”) consists of (i) cash payments made from the closing of the LAM Merger through January 2, 2009 of approximately \$60,100, (ii) a cash payment on October 31, 2011 of approximately \$90,300 and (iii) an issuance on October 31, 2011 of 2,201,457 shares of Lazard Ltd’s Class A common stock (“Class A common stock”) (plus additional shares of Class A common stock in an amount determined by reference to the cash dividends paid on Class A common stock since the closing of the LAM Merger), subject, in the case of clause (ii) and (iii) and with respect to certain present employees of LAM and its subsidiaries, to delayed payment/issuance until the eighth anniversary of the closing of the LAM Merger if the applicable employee is no longer employed by Lazard or its affiliates on October 31, 2011, subject to certain exceptions. The merger agreement also generally provides that if there is a change in control of the Company or a sale of LAM, any and all of the Transaction Consideration will be payable as of the date of such change in control. The related liabilities for the present value of the unpaid cash consideration have been recorded in “accrued compensation and benefits” and “other liabilities”, and amounted to \$14,252 and \$65,308, respectively, as of December 31, 2009, and \$16,013 and \$60,324, respectively, as of December 31, 2008.

9. BUSINESS ACQUISITIONS AND JOINT VENTURE INVESTMENT

On July 15, 2009, the Company established a private equity business with Edgewater, a private equity firm based in Chicago, Illinois, through the Edgewater Acquisition. Following such acquisition, Edgewater’s current leadership team retained a substantial economic interest in such entities. Edgewater primarily manages two middle market funds, Edgewater Growth Capital Partners, L.P. and Edgewater Growth Capital Partners II, L.P. (the “underlying funds”), with an aggregate of approximately \$700,000 of capital raised. The acquisition was structured as a purchase by Lazard Group of interests in a holding company that in turn owns interests in the general partner and management company entities of the current Edgewater private equity funds.

The aggregate fair value of the consideration recognized by the Company at the acquisition date was \$61,624. Such consideration consisted of (i) a one-time cash payment, (ii) 1,142,857 shares of Class A common stock (the “Initial Shares”) and (iii) up to 1,142,857 additional shares of Class A common stock subject to earnout criteria and payable over time (the “Earnout Shares”). The Initial Shares are subject to transfer restrictions and forfeiture provisions that lapse only upon the achievement of certain performance thresholds for the next Edgewater fund that must be met by July 15, 2011. The Earnout Shares will be issued only if certain performance thresholds for the next two Edgewater funds are met.

The Edgewater Acquisition was accounted for under the acquisition method of accounting, whereby the results of the acquired business are included in our consolidated financial results from

LAZARD LTD

NOTES TO CONSOLIDATED FINANCIAL STATEMENTS—(Continued)
(dollars in thousands, except for per share data, unless otherwise noted)

July 15, 2009, the effective date of the acquisition. As a result of the acquisition, we recorded net tangible assets, identifiable intangible assets and goodwill of approximately \$53,635 (consisting primarily of Edgewater's investments in their underlying funds and cash), \$56,200 and \$61,630, respectively, which include amounts for Edgewater's noncontrolling interests held (whose economic interests approximate 50%) aggregating approximately \$109,841. Goodwill pertaining to this acquisition is deductible for income tax purposes. See Note 12 of Notes to Consolidated Financial Statements for additional information relating to goodwill and other intangible assets. The operating results relating to Edgewater, which have not been material, are included in the Company's Asset Management segment.

On August 13, 2007, Lazard Group acquired all of the outstanding ownership interests of Goldsmith, Agio, Helms & Lynner, LLC ("GAHL"), a Minneapolis-based investment bank specializing in financial advisory services to mid-sized private companies. On July 31, 2007, Lazard Ltd acquired all of the outstanding shares of Carnegie, Wylie & Company (Holdings) PTY LTD ("CWC"), an Australia-based financial advisory firm, and concurrently sold such investment to Lazard Group. These purchases were effected through an exchange of a combination of cash, Class A common stock, and by Lazard Ltd issuing shares of non-participating convertible Series A and Series B preferred stock (the "Series A preferred stock" and "Series B preferred stock", respectively, which are or were each convertible into Class A common stock). The total number of Class A common shares to be issued in connection with the acquisitions will depend, in part, upon the future performance of each of GAHL and CWC. See Note 16 of Notes to the Consolidated Financial Statements for additional information regarding the Series A preferred stock and Series B preferred stock.

The aggregate non-contingent consideration relating to the GAHL and the CWC acquisitions (before transaction costs) consisted of cash and Lazard Ltd stock and aggregated to approximately \$227,100 and \$216,200 through December 31, 2009 and 2008, respectively. At December 31, 2009 and 2008, 662,015 and 993,024 shares of Class A common stock, respectively, were issuable on a non-contingent basis. Additionally, at both December 31, 2009 and 2008, 7,293 shares of Series A preferred stock were convertible into Class A common shares on a non-contingent basis, with the number of Class A common shares dependent, in part, upon future prices of the Class A common stock. At both December 31, 2009 and 2008, 948,631 shares of Class A common stock were contingently issuable and, at December 31, 2009 and 2008, 19,590 and 24,452 shares of Series A preferred stock, respectively, were contingently convertible into shares of Class A common stock, dependent upon the future performance of GAHL and CWC. The Class A common stock described above related to the GAHL and CWC acquisitions is issuable over multi-year periods.

On January 31, 2008, Lazard Group acquired a 50% interest in MBA. The Company accounts for the investment in MBA using the equity method of accounting.

10. LAZARD ALTERNATIVE INVESTMENTS

On May 10, 2005, Lazard Group and LFCM Holdings LLC ("LFCM Holdings") entered into the business alliance agreement (the "business alliance agreement") that, among other things, granted Lazard Group the option to acquire the North American and European fund management activities of Lazard Alternative Investments Holdings LLC ("LAI"), the subsidiary of LFCM Holdings that owns and operates LFCM Holdings' alternative investment (including private equity) activities, for an aggregate purchase price of \$8,000 and \$2,000, respectively. On December 15, 2009, Lazard Group exercised its option to acquire the European fund management activities of LAI for a purchase price of \$2,000. The remaining option to purchase the North American fund management activities is currently exercisable at any time prior to May 10, 2014, for a purchase price of \$2,500. The reduced option price for the North American option reflects (i) a reduction of \$1,500 due to the payment of a like amount in February 2008 to LFCM Holdings in connection with the initial public offering of Sapphire whereby LFCM Holdings agreed not to assert certain claims that it may believe that it had under the business alliance agreement and (ii) a reduction of \$4,000

LAZARD LTD

NOTES TO CONSOLIDATED FINANCIAL STATEMENTS—(Continued)
(dollars in thousands, except for per share data, unless otherwise noted)

due to the payment of a like amount in February 2009 to LFCM Holdings in connection with the spin-off of the management company of CP II and the amendments to the business alliance agreement described below. LAI's fund management activities consist of the fund management and general partner entities, together with Lazard Group's direct investments in related funds that were transferred to LFCM Holdings pursuant to or in anticipation of the May 10, 2005 separation (the "separation") from the Company of its former Capital Markets and Other business segment.

The business alliance agreement provides Lazard Group with certain governance rights with respect to LAI and provides for support by LFCM Holdings of the business of LAI. With respect to historical investments and funds transferred to LFCM Holdings as part of the separation, profits realized prior to the exercise of the option are for the account of LFCM Holdings, whereas profits realized after the exercise of the option are for the account of Lazard Group. The master separation agreement, dated as of May 10, 2005, by and among Lazard Ltd, Lazard Group, LAZ-MD Holdings LLC (an entity owned by Lazard Group's current and former managing directors ("LAZ-MD Holdings")) and LFCM Holdings (the "master separation agreement") and the business alliance agreement provide for Lazard Group (i) to invest capital in future funds to be managed by LFCM Holdings' subsidiaries and (ii) to receive incentive distributions from such funds, as well as profits related to such investments, if any, irrespective of whether it exercises its purchase option.

In February 2005, Lazard Group formed CP II, with a maximum of \$1,000,000 of institutional capital commitments and a \$100,000 maximum capital commitment from Lazard Group, the principal portion of which may require funding at any time through 2010, except for potential follow-on investments and/or CP II expenses (see Note 15 of Notes to Consolidated Financial Statements). As of December 31, 2009, Lazard Group contributed \$43,079 of its capital commitment, which is recorded as a private equity investment within "investments - other" on the consolidated statement of financial condition. Pursuant to the master separation and business alliance agreements, CP II was managed by a subsidiary of LFCM Holdings ("CP II MgmtCo"), and Lazard Group retained a capital commitment to CP II and is entitled to receive the carried interest distributions made by CP II (other than the carried interest distributions made to investment professionals who manage the fund).

In February 2009, pursuant to agreements entered into by the Company with a subsidiary of LAI ("LAI North America"), LFCM Holdings and the investment professionals who manage CP II, equity ownership of CP II MgmtCo was transferred from LAI North America to the investment professionals who manage CP II (the "CP II MgmtCo Spin-Off"). Concurrently with the CP II MgmtCo Spin-Off, CP II MgmtCo became a standalone entity and Lazard Group's capital commitment to CP II was reduced from \$100,000 to \$50,000 (and CP II's institutional capital commitments were reduced from \$1,000,000 to \$500,000). In addition, in connection with a \$4,000 cash payment from Lazard Group to LFCM Holdings, the business alliance agreement was amended to remove any restriction on the Company engaging in private equity businesses in North America other than certain investments in real estate and technology and information services. Such amendment reduced the then purchase price relating to our option to acquire the fund management activities of LAI in North America from \$6,500 to \$2,500. As part of the CP II MgmtCo Spin-Off, we retained our entitlement to receive a slightly reduced portion of the carried interest distributions made by CP II.

See Note 15 of Notes to Consolidated Financial Statements for additional information relating to LFCM Holdings, and with respect to commitments to CP II and to private equity funds managed by LAI.

LAZARD LTD

NOTES TO CONSOLIDATED FINANCIAL STATEMENTS—(Continued)
(dollars in thousands, except for per share data, unless otherwise noted)

11. *PROPERTY-NET*

At December 31, 2009 and 2008 property-net consists of the following:

	Estimated Depreciable Life in Years	December 31,	
		2009	2008
Buildings	33	\$ 181,679	\$ 175,426
Leasehold improvements	5-20	157,335	149,043
Furniture and equipment	3-10	67,502	60,223
Total		406,516	384,692
Less - Accumulated depreciation and amortization		(239,603)	(213,249)
Property-net		<u>\$ 166,913</u>	<u>\$ 171,443</u>

12. *GOODWILL AND OTHER INTANGIBLE ASSETS*

The components of goodwill and other intangible assets at December 31, 2009 and 2008 are presented below:

	December 31,	
	2009	2008
Goodwill	\$ 261,703	\$ 170,277
Other intangible assets (net of accumulated amortization)	56,077	4,867
	<u>\$ 317,780</u>	<u>\$ 175,144</u>

At December 31, 2009, \$200,073 of goodwill was attributable to the Company's Financial Advisory segment and \$61,630 of goodwill was attributable to the Company's Asset Management segment. At December 31, 2008, the entire amount of goodwill was attributable to the Company's Financial Advisory segment.

Changes in the carrying amount of goodwill for the years ended December 31, 2009, 2008 and 2007 are as follows:

	Year Ended December 31,		
	2009	2008	2007
Balance, January 1	\$170,277	\$178,446	\$ 16,945
Business acquisitions, including additional contingent consideration earned	70,965	9,282	159,343
Foreign currency translation adjustments	20,461	(17,451)	2,158
Balance, December 31	<u>\$261,703</u>	<u>\$170,277</u>	<u>\$178,446</u>

The Company performs a goodwill impairment test annually or more frequently if circumstances indicate that impairment may have occurred. The Company has selected December 31 as the date to perform its annual impairment test. Pursuant to the Company's goodwill impairment review for the years ended December 31, 2009, 2008 and 2007, the Company compared the fair value of each of its applicable reporting units to their corresponding carrying amounts, including goodwill, and determined that no impairment existed.

LAZARD LTD

NOTES TO CONSOLIDATED FINANCIAL STATEMENTS—(Continued)
(dollars in thousands, except for per share data, unless otherwise noted)

The gross cost and accumulated amortization of other intangible assets as of December 31, 2009 and 2008, by major intangible asset category, are as follows:

	December 31, 2009			December 31, 2008		
	Gross Cost	Accumulated Amortization	Net Carrying Amount	Gross Cost	Accumulated Amortization	Net Carrying Amount
Success/performance fees	\$30,740	\$ —	\$30,740	\$ —	\$ —	\$ —
Management fees, customer relationships and non-compete agreements	32,477	7,140	25,337	7,017	2,150	4,867
	<u>\$63,217</u>	<u>\$ 7,140</u>	<u>\$56,077</u>	<u>\$7,017</u>	<u>\$ 2,150</u>	<u>\$ 4,867</u>

Amortization expense of intangible assets for the years ended December 31, 2009, 2008 and 2007 was \$4,990, \$4,596 and \$21,523, respectively. Estimated future amortization expense is as follows:

Year Ending December 31,	Amortization Expense (a)
2010	\$ 6,987
2011	5,718
2012	6,302
2013	13,022
2014	10,083
Thereafter	13,965
Total amortization expense	<u>\$ 56,077</u>

(a) Approximately 47% of intangible asset amortization is attributable to a noncontrolling interest.

13. OTHER ASSETS AND OTHER LIABILITIES

The following table sets forth the Company's other assets, by type, as of December 31, 2009 and 2008:

	December 31,	
	2009	2008
Current and deferred income taxes receivable (net of valuation allowance) and other taxes	\$ 134,910	\$ 118,401
Accruals and prepayments (including prepaid pension assets, see Note 18)	65,320	75,315
Deferred debt issuance costs	7,550	8,957
Other	40,575	56,888
Total	<u>\$ 248,355</u>	<u>\$ 259,561</u>

LAZARD LTD

NOTES TO CONSOLIDATED FINANCIAL STATEMENTS—(Continued)
(dollars in thousands, except for per share data, unless otherwise noted)

The following table sets forth the Company's other liabilities, by type, as of December 31, 2009 and 2008:

	December 31,	
	2009	2008
Accrued expenses	\$ 132,703	\$ 115,320
Current and deferred income taxes and other taxes	121,899	86,901
Employee benefit-related liabilities	80,349	69,345
LAM Merger (present value of unpaid cash consideration)	65,308	60,324
Unclaimed funds at LFB	26,329	55,583
Abandoned leased space (principally in the U.K.)	10,850	10,259
Securities sold, not yet purchased	5,179	6,975
Other	65,986	99,152
Total	\$ 508,603	\$ 503,859

14. SENIOR AND SUBORDINATED DEBT

Senior Debt —Senior debt is comprised of the following as of December 31, 2009 and 2008:

	Initial Principal Amount	Maturity Date	Annual Interest Rate	Outstanding As Of December 31,	
				2009	2008
Lazard Group 7.125% Senior Notes(a)	\$550,000	5/15/15	7.125%	\$ 538,500	\$ 538,500
Lazard Group 6.85% Senior Notes(b)	600,000	6/15/17	6.85%	548,350	549,250
Lazard Group Credit Facility(c)	150,000	5/10/10	1.69%	—	—
Total				\$ 1,086,850	\$ 1,087,750

- (a) Concurrent with Lazard Ltd's initial public offering on May 10, 2005 (the "equity public offering"), Lazard Group issued \$550,000 aggregate principal amount of 7.125% senior notes due May 15, 2015 (the "7.125% Senior Notes"). During the year ended December 31, 2008, the Company repurchased \$11,500 principal amount of the 7.125% Senior Notes at a cost, excluding accrued interest, of \$7,974 and, after the write-off of applicable unamortized debt issuance costs of \$75, the Company recognized a pre-tax gain of \$3,451.

In connection with the issuance of the 7.125% Senior Notes, on April 1, 2005, Lazard Group entered into an interest rate forward agreement for a notional amount of \$650,000 to ensure that the base rate (excluding market-driven credit spreads) on the 7.125% Senior Notes would be no greater than 4.5%. Lazard Group settled the interest rate forward agreement as of May 9, 2005, which required a payment by Lazard Group of \$13,004. Of this amount, \$11,003 was deemed to be the effective portion of the hedge and recorded within AOCI, and is being amortized as a charge to interest expense over the ten year term of the 7.125% Senior Notes.

- (b) On June 21, 2007, Lazard Group issued \$600,000 aggregate principal amount of 6.85% senior notes due June 15, 2017 (the "6.85% Senior Notes"). During the years ended December 31, 2009 and 2008, the Company repurchased \$900 and \$50,750 principal amount of the 6.85% Senior Notes, respectively, at a cost, excluding accrued interest, of \$635 and \$33,463, respectively, and, after the write-off of unamortized debt issuance costs of \$7 and \$485 in the respective years, the Company recognized pre-tax gains of \$258 and \$16,802, respectively.
- (c) Lazard Group maintains a \$150,000 senior revolving credit facility with a group of lenders that matures on May 10, 2010 (the "Credit Facility"). Interest rates under the Credit Facility vary and are based on either a

LAZARD LTD

NOTES TO CONSOLIDATED FINANCIAL STATEMENTS—(Continued)
(dollars in thousands, except for per share data, unless otherwise noted)

Federal Funds rate or a Eurodollar rate, in each case plus an applicable margin. As of December 31, 2009 and 2008, the annual interest rate for a loan accruing interest (based on the Federal Funds overnight rate), including the applicable margin, was 1.69% and 1.75%, respectively. At December 31, 2009 and 2008, no amounts were outstanding under the Credit Facility.

Subordinated Debt— Subordinated debt at December 31, 2009 and 2008 amounted to \$150,000 at each date and represents a note which is convertible into a maximum of 2,631,570 shares of Class A common stock at an effective conversion price of \$57 per share. The note matures on September 30, 2016 and has a fixed interest rate of 3.25% per annum. One-third in principal amount became convertible on and after July 1, 2008, an additional one-third became convertible on and after July 1, 2009 and a final one-third in principal amount will become convertible on and after July 1, 2010, and no principal amount will be convertible after June 30, 2011. As of December 31, 2009 there have been no conversions of the note.

Debt maturities relating to senior and subordinated borrowings outstanding at December 31, 2009 for each of the five years in the period ending December 31, 2014 and thereafter are set forth in the table below. For purposes of this table, it was assumed that the \$150,000 subordinated convertible note remains outstanding in accordance with its stated terms.

<u>Year Ending December 31,</u>	<u>Senior Debt</u>	<u>Subordinated Debt</u>	<u>Total</u>
2010-2014	\$ —	\$ —	\$ —
Thereafter	1,086,850	150,000	1,236,850
Total	<u>\$ 1,086,850</u>	<u>\$ 150,000</u>	<u>\$ 1,236,850</u>

The Credit Facility contains certain financial condition covenants. In addition, the Credit Facility, the indenture and supplemental indentures relating to Lazard Group’s senior notes as well as its subordinated convertible note contain certain covenants (none of which relate to financial condition), events of default and other customary provisions, including a customary make-whole provision in the event of early redemption where applicable. As of December 31, 2009, the Company was in compliance with all of these provisions. All of the Company’s senior and subordinated debt obligations are unsecured.

As of December 31, 2009, the Company had approximately \$262,000 in unused lines of credit available to it, including approximately \$44,000 and \$45,000 of unused lines of credit available to LFB and Edgewater, respectively. In addition, LFB has access to the Eurosystem Covered Bond Purchase Program of the Banque de France.

The Company’s senior and subordinated debt are recorded at historical amounts. At December 31, 2009, the fair value of the Company’s senior and subordinated debt of \$1,255,254 exceeded the aggregate carrying value by \$18,404. At December 31, 2008, the fair value of the Company’s senior and subordinated debt of \$883,368 was less than the aggregate carrying value by \$354,382. The fair value of the Company’s senior and subordinated debt was estimated using a discounted cash flow analysis based on the Company’s current borrowing rates for similar types of borrowing arrangements or based on market quotations where available.

15. COMMITMENTS AND CONTINGENCIES

Leases— The Company leases office space and equipment under non-cancelable lease agreements, which expire on various dates through 2022.

LAZARD LTD

NOTES TO CONSOLIDATED FINANCIAL STATEMENTS—(Continued)
(dollars in thousands, except for per share data, unless otherwise noted)

Occupancy lease agreements, in addition to base rentals, generally are subject to escalation provisions based on certain costs incurred by the landlord. For the years ended December 31, 2009, 2008 and 2007, aggregate rental expense relating to operating leases amounted to \$69,412, \$74,558 and \$73,310, respectively, and is included in “occupancy and equipment” or “technology and information services” on the consolidated statements of operations, depending on the nature of the underlying asset. The Company subleases office space under agreements, which expire on various dates through 2022. Sublease income from such agreements was \$11,327, \$11,531 and \$12,511 for the years ended December 31, 2009, 2008 and 2007, respectively.

Capital lease obligations recorded under sale/leaseback transactions are payable through 2017 at a weighted average interest rate of approximately 6.31%. Such obligations are collateralized by certain buildings with a net book value of approximately \$27,364 and \$27,458 at December 31, 2009 and 2008, respectively. The net book value of all assets recorded under capital leases aggregated \$28,728 and \$30,089 at December 31, 2009 and 2008, respectively.

At December 31, 2009, minimum rental commitments under non-cancelable leases, net of sublease income, are approximately as follows:

<u>Year Ending December 31,</u>	<u>Minimum Rental Commitments</u>	
	<u>Capital</u>	<u>Operating</u>
2010	\$ 3,738	\$ 65,164
2011	3,711	59,412
2012	3,269	44,367
2013	3,202	30,869
2014	2,637	28,074
Thereafter	15,166	195,043
Total minimum lease payments	31,723	422,929
Less amount representing interest	7,095	
Present value of capital lease commitments	<u>\$ 24,628</u>	
Sublease proceeds		101,017
Net lease payments		<u>\$ 321,912</u>

With respect to abandoned leased facilities in the U.K., at December 31, 2009 and 2008, the Company has recognized liabilities of \$9,991 and \$9,522, respectively, which are included in “other liabilities” on the consolidated statements of financial condition. Payments toward the liabilities continue through the remaining term of the leases. Such liabilities are based on the discounted future commitment, net of expected sublease income.

Guarantees— On March 12, 2007, Lazard entered into an agreement to guarantee to a foreign tax jurisdiction the deferred payment of certain income tax obligations and potential tax penalties of certain managing directors of Lazard Group, which, as of December 31, 2009, aggregate to \$7,659. In order to collateralize such guarantee, these managing directors have pledged their interests in LAZ-MD Holdings (which are exchangeable into shares of Class A common stock) and unsold shares of Class A common stock received in exchange for such interests, with the value of such collateral in each case exceeding the guarantee provided by Lazard.

In the normal course of business, LFB provides indemnifications to third parties to protect them in the event of non-performance by its clients. At December 31, 2009, LFB had \$6,882 of such indemnifications and held

LAZARD LTD

NOTES TO CONSOLIDATED FINANCIAL STATEMENTS—(Continued)
(dollars in thousands, except for per share data, unless otherwise noted)

\$4,394 of collateral/counter-guarantees to secure these commitments. The Company believes the likelihood of loss with respect to these indemnities is remote. Accordingly, no liability is recorded in the consolidated statement of financial condition.

Private Equity Funding Commitments —At December 31, 2009, the principal commitments by the Company for capital contributions to private equity investment funds were as set forth below. Senior Housing is managed by LAI. CP II was managed by a subsidiary of LAI until February 16, 2009. Effective February 17, 2009, ownership and control of CP II was transferred to the investment professionals who manage CP II.

Name of Fund	Total Institutional Commitment	Maximum Commitment	Total Lazard Commitment (a)	
			Funding Expiration Date	Unfunded As of December 31, 2009
CP II	\$500,000	\$50,000	2/9/10 (b)	\$6,921
Senior Housing	201,000	10,000	7/6/09 (c)	—
	<u>\$701,000</u>	<u>\$60,000</u>		<u>\$6,921</u>

- (a) Excludes other unfunded commitments by Lazard at December 31, 2009 of \$2,355 to Company-sponsored private equity investment funds (including \$1,741 in connection with the Company's compensation plans), which are contingent upon certain events and have no definitive final payment dates.
- (b) The remaining unfunded commitment after February 9, 2010 is for potential "follow-on investments" and/or for CP II expenses through the earlier of (i) February 25, 2017 or (ii) the liquidation of the fund.
- (c) Certain additional funding of up to \$829 may be called at anytime until liquidation of the fund.

Other Commitments —In the normal course of business, LFB enters into commitments to extend credit, predominately at variable interest rates. The commitments have an expiration date and, once drawn upon, may require the counterparty to post collateral depending on the counterparty's creditworthiness. Outstanding commitments at December 31, 2009 were \$17,408. This amount may not represent future cash requirements as commitments may expire without being drawn upon.

On January 24, 2008, Sapphire, a then newly-organized special purpose acquisition company formed by Lazard Funding Limited LLC ("Lazard Funding"), a wholly-owned subsidiary of Lazard Group, completed an initial public offering which, prior to offering costs, raised \$800,000 through the sale of 80,000,000 units at an offering price of \$10.00 per unit (the "Sapphire IPO"). Each unit consisted of one share of Sapphire common stock and one warrant, with such warrant entitling the holder to purchase one share of Sapphire common stock for \$7.00. Sapphire was formed for the purpose of effecting a merger, capital stock exchange, asset acquisition, stock purchase, reorganization or similar business combination with one or more operating businesses primarily with general industrial companies in North America within a 24-month period (collectively referred to as the "Initial Business Combination"). Net proceeds from the Sapphire IPO were placed in a trust account by Sapphire (the "Trust Account") pending consummation of the Initial Business Combination.

In connection with the formation of Sapphire, Lazard Funding purchased from Sapphire 15,144,000 founders' units ("Founders' Units") at a total cost of approximately \$95. Each Founders' Unit consisted of one share of Sapphire common stock and one warrant to purchase one share of Sapphire common stock for \$7.50. On January 24, 2008, in connection with the Sapphire IPO, Lazard Funding purchased (i) 5,000,000 units in the Sapphire IPO at a purchase price equal to the public offering price of \$10.00 per unit (for an aggregate purchase

LAZARD LTD

NOTES TO CONSOLIDATED FINANCIAL STATEMENTS—(Continued)
(dollars in thousands, except for per share data, unless otherwise noted)

price of \$50,000), and (ii) an aggregate of 12,500,000 warrants from Sapphire at a price of \$1.00 per warrant (for a total purchase price of \$12,500). Furthermore, Lazard Funding entered into an agreement with the underwriter to purchase up to an additional \$37,500 worth of Sapphire common shares in open market purchases, commencing two business days after Sapphire files a proxy statement relating to the Initial Business Combination and ending on the business day immediately preceding the record date for the meeting of Sapphire stockholders at which such Initial Business Combination is to be approved, or earlier in certain circumstances (the “Sapphire Commitment”).

On January 6, 2010, Sapphire announced that it had not completed the Initial Business Combination and it would dissolve and distribute the funds in the Trust Account to all its public shareholders, to the extent they are holders of shares issued in the Sapphire IPO, in proportion to their respective equity interests. Pursuant to such dissolution, on January 26, 2010, Sapphire distributed an initial distribution equivalent to approximately \$10.06 per share of Sapphire common stock. All Sapphire warrants expired without value. During the fourth quarter of 2009, the Company recognized a loss of approximately \$13,000 with respect to its investment in warrants of Sapphire, with such loss being recorded in “revenue-other” in the accompanying Consolidated Statement of Operations. As a result of the Initial Business Combination not being consummated, the Sapphire Commitment terminated.

See Notes 8 and 9 of Notes to Consolidated Financial Statements for information regarding commitments relating to the LAM Merger and business acquisitions, respectively. See Note 18 of Notes to Consolidated Financial Statements for information regarding obligations to fund our pension plans.

The Company has various other contractual commitments arising in the ordinary course of business. In the opinion of management, the consummation of such commitments will not have a material adverse effect on the Company’s consolidated financial position or results of operations. In addition, from time to time, LFB enters into underwriting commitments in which it participates as a joint underwriter. The settlement of such transactions are not expected to have a material adverse effect on the Company’s consolidated financial position or results of operations.

Legal—The Company’s businesses, as well as the financial services industry generally, are subject to extensive regulation throughout the world. The Company is involved from time to time in a number of judicial, regulatory and arbitration proceedings and inquiries concerning matters arising in connection with the conduct of our businesses, including proceedings initiated by former employees alleging wrongful termination. The Company reviews such matters on a case-by-case basis and establishes any required reserves if a loss is probable and the amount of such loss can be reasonably estimated. Management believes, based on currently available information, that the results of such matters, in the aggregate, will not have a material adverse effect on its financial condition but might be material to its operating results or cash flows for any particular period, depending upon the operating results for such period.

16. STOCKHOLDERS’ EQUITY

Pursuant to Lazard Group’s Operating Agreement, Lazard Group allocates and distributes to its members a substantial portion of its distributable profits in three monthly installments, as soon as practicable after the end of each fiscal year. Such installment distributions usually begin in February. In addition, other periodic distributions to members included, as applicable, capital withdrawals, fixed return on members’ equity and income tax advances made on behalf of members.

At December 31, 2009 and 2008, Lazard Group common membership interests held by subsidiaries of Lazard Ltd amounted to 74.5% and 62.4%, respectively, and by LAZ-MD Holdings amounted to 25.5% and

LAZARD LTD

NOTES TO CONSOLIDATED FINANCIAL STATEMENTS—(Continued)
(dollars in thousands, except for per share data, unless otherwise noted)

37.6%, respectively. Pursuant to provisions of its Operating Agreement, Lazard Group distributions in respect of its common membership interests are allocated to the holders of such interests on a pro rata basis. Such distributions represent amounts necessary to fund (i) any dividends Lazard Ltd may declare on its Class A common stock and (ii) tax distributions in respect of income taxes that Lazard Ltd's subsidiaries and the members of LAZ-MD Holdings incur as a result of holding Lazard Group common membership interests. During the years ended December 31, 2009, 2008 and 2007, Lazard Group distributed \$17,403, \$20,694 and \$20,056, respectively, to LAZ-MD Holdings and \$33,451, \$23,056 and \$18,308, respectively, to the subsidiaries of Lazard Ltd, which latter amounts were used by Lazard Ltd to pay dividends to third-party stockholders of its Class A common stock. In addition, during the years ended December 31, 2009, 2008 and 2007, Lazard Group made tax distributions of \$67,360, \$83,358 and \$109,908, respectively, including \$25,316, \$39,205 and \$60,334, respectively, paid to LAZ-MD Holdings and \$42,044, \$44,153 and \$49,574, respectively, paid to subsidiaries of Lazard Ltd.

On January 27, 2010, the Board of Directors of Lazard Ltd declared a quarterly dividend of \$0.125 per share on its Class A common stock, totaling \$11,521, payable on February 26, 2010 to stockholders of record on February 8, 2010.

Secondary Offerings —Pursuant to a Prospectus Supplement dated September 3, 2008, certain selling shareholders of Lazard Ltd (which include current and former managing directors of Lazard (and certain of our executive officers) who hold LAZ-MD Holdings exchangeable interests and/or Class A common stock) offered to sell 6,442,721 shares of Class A common stock pursuant to an underwriting agreement and pricing agreement.

Pursuant to the underwriting agreement and the pricing agreement, the underwriters had the option to purchase up to an additional 715,858 shares of Class A common stock (together with the offering of 6,442,721 shares of Class A common stock (the "2008 Secondary Offering")) from the selling shareholders (the "2008 Selling Shareholders"). To the extent that this option was not exercised in full, Lazard Group agreed to separately purchase from the 2008 Selling Shareholders, at the public offering price less the underwriting discount, all of those shares covered by the option and not purchased pursuant to the option. Pursuant to that separate purchase agreement, Lazard Group purchased 68,238 shares of Class A common stock for an aggregate cost of \$2,430 (\$35.61 per share). In addition, pursuant to the underwriting agreement, Lazard Group also separately purchased 715,858 shares of Class A common stock from the 2008 Selling Shareholders for an aggregate cost of \$25,493 (\$35.61 per share). The shares of Class A common stock described in this paragraph purchased by Lazard Group were purchased as part of the share repurchase program described below. In the aggregate, the 2008 Selling Shareholders sold a total of 7,874,437 shares of Class A common stock (including 1,472,906 shares of Class A common stock previously exchanged for LAZ-MD Holdings exchangeable interests and 6,401,531 shares of Class A common stock exchanged for LAZ-MD Holdings interests simultaneously with the 2008 Secondary Offering).

As a result of the 2008 offering, Lazard Ltd's ownership interest in Lazard Group increased from 56.8% prior to the offerings to 62.0% subsequent thereto. Correspondingly, LAZ-MD Holdings' ownership in Lazard Group decreased from 43.2% prior to the offerings to 38.0% subsequent thereto.

Lazard Capital Markets LLC ("LCM"), a wholly-owned subsidiary of LFCM Holdings, was a member of the underwriting group for the 2008 Secondary Offering, and, in such capacity, earned revenue, net of estimated underwriting expenses, of approximately \$1,852. The business alliance agreement provides for Lazard Group to receive a referral fee equal to approximately one-half of the net revenue obtained by LCM in respect of any

LAZARD LTD

NOTES TO CONSOLIDATED FINANCIAL STATEMENTS—(Continued)
(dollars in thousands, except for per share data, unless otherwise noted)

underwriting or distribution opportunity referred to it by Lazard Group. In that connection, as of December 31, 2008, Lazard Group had recorded a receivable from LCM of approximately \$926, and recognized a corresponding amount of income in “revenue-other.” See Note 22 of Notes to Consolidated Financial Statements for additional information regarding the business alliance agreement.

In June 2009, pursuant to a Prospectus Supplement dated June 2, 2009, certain selling shareholders of Lazard Ltd (which include current and former managing directors of Lazard and certain of our executive officers) and their permitted transferees (the “June 2009 Selling Shareholders”) sold 4,000,000 shares of Class A common stock at a price of \$26.00 per share (the “June 2009 Secondary Offering”). Separately, in connection with the June 2009 Secondary Offering, Lazard Group agreed to purchase from the June 2009 Selling Shareholders 1,700,000 shares of Class A common stock for an aggregate cost of \$44,200 (\$26.00 per share), with such purchase being part of the share repurchase program described below. In the aggregate, the June 2009 Selling Shareholders sold a total of 5,700,000 shares of Class A common stock (including 2,110,754 shares of Class A common stock previously received upon the exchange of a like number of LAZ-MD Holdings exchangeable interests and 3,589,246 shares of Class A common stock received upon a simultaneous exchange of a like number of LAZ-MD Holdings exchangeable interests).

In September 2009, pursuant to a Prospectus Supplement dated September 8, 2009, certain selling shareholders of Lazard Ltd (which include current and former managing directors of Lazard and certain of our executive officers) and their permitted transferees (the “September 2009 Selling Shareholders”) sold 5,215,921 shares of Class A common stock (including 2,411,001 shares of Class A common stock previously received upon the exchange of a like number of LAZ-MD Holdings exchangeable interests and 2,804,920 shares of Class A common stock received upon a simultaneous exchange of a like number of LAZ-MD Holdings exchangeable interests) at a price of \$37.00 per share (the “September 2009 Secondary Offering”, together with the June 2009 Secondary Offering, the “2009 Secondary Offerings”).

Lazard Ltd did not receive any net proceeds from the sales of Class A common stock from the 2008 Secondary Offering and from the 2009 Secondary Offerings (collectively, the “2008 and 2009 Secondary Offerings”).

Exchange of Lazard Group Common Membership Interests —In addition to the simultaneous exchanges that occurred in connection with the 2008 and 2009 Secondary Offerings, during 2008 and 2009 Lazard Ltd issued 2,910,657 and 7,523,236 shares of Class A common stock, respectively, in connection with the exchange of a like number of common membership interests of Lazard Group (received from members of LAZ-MD Holdings in exchange for a like number of LAZ-MD Holdings exchangeable interests).

See “Noncontrolling Interests” below for additional information regarding Lazard Ltd’s and LAZ-MD Holdings’ ownership interests in Lazard Group.

Share Repurchase Program

The Board of Directors of Lazard Ltd had authorized, on a cumulative basis, the repurchase of up to \$500,000 in aggregate cost of its Class A common stock and Lazard Group common membership interests through December 31, 2009. Pursuant to this authorization, purchases have been made in the open market or through privately negotiated transactions, and since inception of the program in February 2006 through December 31, 2009, Lazard Group purchased an aggregate of 12,086,767 shares of Class A common stock at an average price of \$33.08 per share (including, during the year ended December 31, 2009, 1,984,997 shares at an average price of \$25.43 per share, inclusive of the 1,700,000 shares purchased in connection with the June 2009 Secondary Offering described above), and an aggregate of 1,156,675 Lazard Group common membership

LAZARD LTD

NOTES TO CONSOLIDATED FINANCIAL STATEMENTS—(Continued)
(dollars in thousands, except for per share data, unless otherwise noted)

interests at an average price of \$32.58 per common membership interest (including, during the year ended December 31, 2009, 500,924 common membership interests at an average price of \$26.52 per common membership interest). As a result of Lazard Group's delivery of an aggregate of 6,235,992 shares for the settlement of vested restricted stock unit grants ("RSUs") and deferred stock unit grants ("DSUs") during the three year period ended December 31, 2009, there were 5,850,775 and 9,376,162 shares of Class A common stock held by Lazard Group at December 31, 2009 and 2008, respectively. Such Class A common shares are reported, at cost, as "Class A common stock held by a subsidiary" on the consolidated statements of financial condition.

As of December 31, 2009, \$62,542 of the initial \$500,000 repurchase authorization under the share repurchase program was unused and expired. On January 27, 2010, the Board of Directors of Lazard Ltd authorized, on a cumulative basis, a new share repurchase program for the repurchase of up to \$200,000 in aggregate cost of its Class A common stock and Lazard Group common membership interests through December 31, 2011.

The Company expects that the share repurchase program, with respect to the Class A common stock, will be used primarily to offset a portion of the shares that have been or will be issued under the Lazard Ltd 2005 Equity Incentive Plan (the "2005 Plan") and the Lazard Ltd 2008 Incentive Compensation Plan (the "2008 Plan").

ESU Settlement—Concurrent with Lazard Ltd's equity public offering on May 10, 2005, Lazard Ltd consummated an initial offering of equity security units (the "ESUs") in an aggregate offering amount of \$287,500, and issued an additional \$150,000 aggregate principal amount of ESUs in a private placement. Each ESU was issued for \$25 and consisted of (i) a purchase contract (the "purchase contract") which obligated holders to purchase, and Lazard Ltd to sell, on May 15, 2008, a number of newly issued shares of Class A common stock equal to a settlement rate (the "settlement rate") based on the trading price of its Class A common stock during a period preceding that date and (ii) a 1/40, or 2.5%, ownership interest in a 6.12% senior note due 2035 of Lazard Group (the "6.12% Senior Notes").

The terms of the ESUs provided for a remarketing of the 6.12% Senior Notes, which commenced on May 2, 2008 (the "remarketing"). In connection with the remarketing, on May 15, 2008 (i) the stated maturity of the 6.12% Senior Notes was reset to May 15, 2010, (ii) the interest rate on the 6.12% Senior Notes was reset to 4.00% per annum and (iii) \$437,488 aggregate principal amount of the 6.12% Senior Notes was purchased by Lazard Group. The \$12 aggregate principal amount of the 6.12% Senior Notes remaining outstanding has been included in "other liabilities" on the consolidated statement of financial condition at December 31, 2009 and 2008.

On May 15, 2008, Lazard Ltd settled the purchase contracts with respect to its then outstanding aggregate principal amount of ESUs at the settlement rate and, in connection therewith, Lazard Ltd issued 14,582,750 shares of its Class A common stock. This resulted in an increase in Class A common stock and "additional paid-in-capital" of \$146 and \$437,354, respectively.

Preferred Stock

Lazard Ltd has 15,000,000 authorized shares of preferred stock, par value \$0.01 per share, inclusive of its Series A preferred stock and Series B preferred stock. As of December 31, 2009 and 2008, 26,883 and 31,745 shares of Series A preferred stock and no shares of Series B preferred stock were outstanding, respectively. These shares of preferred stock have no voting or dividend rights. During each of the years ended December 31, 2009 and 2008, 4,862 shares of Series A preferred stock were converted into shares of Class A common stock. In addition, during the year ended December 31, 2008, 277 shares of Series B preferred Stock were converted into shares of Class A common stock. Such conversions resulted in the issuance of 479,732 and 450,259 shares of Class A common stock in the years ended December 31, 2009 and 2008, respectively.

LAZARD LTD

NOTES TO CONSOLIDATED FINANCIAL STATEMENTS—(Continued)
(dollars in thousands, except for per share data, unless otherwise noted)

At December 31, 2009 and 2008, 7,293 of the Series A preferred shares outstanding were convertible into shares of Class A common stock. The remaining 19,590 and 24,452 shares of Series A preferred stock outstanding at December 31, 2009 and 2008, respectively, may become convertible into shares of Class A common stock upon completion or satisfaction of specified obligations in the CWC acquisition agreement (see Note 9 of Notes to Consolidated Financial Statements). The initial conversion rate, at the time of the acquisition of CWC, was 100 shares of Class A common stock to one share of Series A preferred stock, with the ultimate conversion rate dependent on certain variables, including the value of the Class A common stock, as defined, and the currency exchange rate on the date of conversion.

Accumulated Other Comprehensive Income (Loss), Net of Tax

The components of AOCI at December 31, 2009 and 2008 are as follows:

	December 31,	
	2009	2008
Currency translation adjustments	\$ 22,650	\$ (30,955)
Interest rate hedge	(5,774)	(6,851)
Available-for-sale securities	(12,630)	(41,512)
Employee benefit plans	(76,079)	(45,745)
Total AOCI	(71,833)	(125,063)
Less amount attributable to noncontrolling interests	(14,785)	(45,628)
Total Lazard Ltd AOCI	<u>\$ (57,048)</u>	<u>\$ (79,435)</u>

Noncontrolling Interests

Noncontrolling interests represent interests held in Lazard Group by LAZ-MD Holdings and noncontrolling interests in various LAM-related GP interests and Edgewater's management vehicles that the Company is deemed to control but does not own.

As of December 31, 2009 and 2008, LAZ-MD Holdings held approximately 25.5% and 37.6%, respectively, of the outstanding Lazard Group common membership interests. Additionally, LAZ-MD Holdings was the sole owner of the one issued and outstanding share of Lazard Ltd's Class B common stock, which provided LAZ-MD Holdings with approximately 25.5% and 37.6%, of the voting power but no economic rights in the Company as of December 31, 2009 and 2008, respectively. Subject to certain limitations, LAZ-MD Holdings' interests in Lazard Group are exchangeable for Class A common stock.

LAZARD LTD

NOTES TO CONSOLIDATED FINANCIAL STATEMENTS—(Continued)
(dollars in thousands, except for per share data, unless otherwise noted)

The following table summarizes the changes in ownership interests in Lazard Group held by Lazard Ltd and LAZ-MD Holdings during the years ended December 31, 2009, 2008 and 2007:

	Lazard Ltd		LAZ-MD Holdings		Total Lazard Group Common Membership Interests
	Common Membership Interests	% Ownership	Common Membership Interests	% Ownership	
Balance, January 1, 2007	51,554,068	47.9%	56,098,448	52.1%	107,652,516
Activity January 1, 2007 to December 31, 2007:					
Repurchase of common membership interests from LAZ-MD Holdings	—		(583,899)		(583,899)
Common membership interests issued in connection with exchanges for Class A common stock	191,757		(191,757)		—
Balance, December 31, 2007	51,745,825	48.3%	55,322,792	51.7%	107,068,617
Activity January 1, 2008 to December 31, 2008:					
Common membership interests issued in connection with:					
Settlement of the purchase contracts related to the ESUs	14,582,750		—		14,582,750
Business acquisitions	654,149		—		654,149
2008 Secondary Offering	6,401,531		(6,401,531)		—
Other exchanges for Class A common stock	2,910,657		(2,910,657)		—
Repurchase of common membership interests from LAZ-MD Holdings	—		(71,852)		(71,852)
Balance, December 31, 2008	76,294,912	62.4%	45,938,752	37.6%	122,233,664
Activity January 1, 2009 to December 31, 2009:					
Common membership interests issued in connection with:					
2009 Secondary Offerings	6,394,166		(6,394,166)		—
Business acquisitions	1,953,598		—		1,953,598
Other exchanges for Class A common stock	7,523,236		(7,523,236)		—
Repurchase of common membership interests from LAZ-MD Holdings	—		(500,924)		(500,924)
Balance, December 31, 2009	92,165,912	74.5%	31,520,426	25.5%	123,686,338

The change in Lazard Ltd's ownership in Lazard Group in the years ended December 31, 2009, 2008 and 2007 did not materially impact Lazard Ltd's stockholders' equity.

The tables below summarize noncontrolling interest in net income (loss) for the years ended December 31, 2009, 2008 and 2007 and noncontrolling interest as of December 31, 2009 and 2008 in the Company's consolidated financial statements:

	Noncontrolling Interests in Net Income		
	Year Ended December 31,		
	2009	2008	2007
LAZ-MD Holdings	\$(60,836)	\$ 9,956	\$177,494
LAM GPs	266	(13,348)	5,135
Edgewater	2,927		
Other	(360)	15	8
Total	\$(58,003)	\$(3,377)	\$182,637

LAZARD LTD

NOTES TO CONSOLIDATED FINANCIAL STATEMENTS—(Continued)
(dollars in thousands, except for per share data, unless otherwise noted)

	Noncontrolling Interests As Of December 31,	
	2009	2008
LAZ-MD Holdings	\$ 39,407	\$ 39,341
LAM GPs	13,409	20,866
Edgewater	112,158	
Other	2,732	965
Total	<u>\$ 167,706</u>	<u>\$ 61,172</u>

17. INCENTIVE PLANS***Share-Based Incentive Plan Awards***

A description of Lazard Ltd's 2005 Plan, and 2008 Plan and activity with respect thereto during the years ended December 31, 2009, 2008 and 2007, is presented below.

Shares Available Under the 2005 Plan and 2008 Plan

The 2005 Plan authorizes the issuance of up to 25,000,000 shares of Class A common stock pursuant to the grant or exercise of stock options, stock appreciation rights, restricted stock, stock units and other equity-based awards. Each stock unit granted under the 2005 Plan represents a contingent right to receive one share of Class A common stock, at no cost to the recipient. The fair value of such stock unit awards is determined based on the closing market price of Lazard Ltd's Class A common stock at the date of grant.

In addition to the shares available under the 2005 Plan, additional shares of Class A common stock are available under the 2008 Plan, which was approved by the stockholders of Lazard Ltd on May 6, 2008. The maximum number of shares available under the 2008 Plan is based on a formula that limits the aggregate number of shares that may, at any time, be subject to awards that are considered "outstanding" under the 2008 Plan to 30% of the then-outstanding shares of Class A common stock (treating, for this purpose, the then-outstanding exchangeable interests of LAZ-MD Holdings on a "fully-exchanged" basis as described in the 2008 Plan).

Restricted and Deferred Stock Units

RSUs require future service as a condition for the delivery of the underlying shares of Class A common stock and convert into Class A common stock on a one-for-one basis after the stipulated vesting periods. The grant date fair value of the RSUs, net of an estimated forfeiture rate, is amortized over the vesting periods or requisite service periods, and, for purposes of calculating diluted net income per share, are included in the diluted weighted average shares of Class A common stock outstanding using the treasury stock method. Expense relating to RSUs is charged to "compensation and benefits" expense (and, as applicable in 2009, "restructuring" expense, with respect to the expense associated with the acceleration of unrecognized expense pertaining to RSUs granted previously to individuals who were terminated in the restructuring) within the consolidated statements of operations, and amounted to \$358,062 (including a charge of \$86,514 relating to the acceleration of the amortization expense relating to the vesting of RSUs held by Lazard's former Chairman and Chief Executive Officer as a result of his death in October 2009 and \$24,239 in restructuring expense recognized in the first quarter of 2009), \$234,602 and \$104,765 for the years ended December 31, 2009, 2008 and 2007, respectively. RSUs issued subsequent to December 31, 2005 generally include a dividend participation right that provides that during vesting periods each RSU is attributed additional RSUs (or fractions thereof) equivalent to any ordinary quarterly dividends paid on Class A common stock during such period. During the years ended December 31, 2009, 2008 and 2007, dividend participation rights required the issuance of 331,642, 208,596 and 55,836 RSUs, respectively, and resulted in a charge to "retained earnings" and a credit to "additional paid-in-capital," net of estimated forfeitures, of \$4,042, \$7,211 and \$2,570 during the respective periods.

LAZARD LTD

NOTES TO CONSOLIDATED FINANCIAL STATEMENTS—(Continued)
(dollars in thousands, except for per share data, unless otherwise noted)

Non-executive members of the Board of Directors receive approximately 55% of their annual compensation for service on the Board of Directors and its committees in the form of DSUs resulting in 36,627, 28,090, and 12,459 DSUs granted during the years ended December 31, 2009, 2008 and 2007, respectively. Their remaining compensation is payable in cash, which they may elect to receive in the form of additional DSUs under the Directors' Fee Deferral Unit Plan described below. DSUs are convertible into Class A common stock at the time of cessation of service to the Board. The DSUs include a cash dividend participation right equivalent to any ordinary quarterly dividends paid on Class A common stock resulting in nominal cash payments for the years ended December 31, 2009, 2008 and 2007. DSU awards are expensed at their fair value on their date of grant, which, inclusive of amounts related to the Directors' Fee Deferral Unit Plan, totaled \$1,316, \$1,331 and \$821 during the years ended December 31, 2009, 2008 and 2007, respectively.

On May 9, 2006, the Board of Directors adopted the Directors' Fee Deferral Unit Plan, which allows the Company's Non-Executive Directors to elect to receive additional DSUs pursuant to the 2005 Plan in lieu of some or all of their cash fees. The number of DSUs that shall be granted to a Non-Executive Director pursuant to this election will equal the value of cash fees that the applicable Non-Executive Director has elected to forego pursuant to such election, divided by the market value of a share of Class A common stock on the date on which the foregone cash fees would otherwise have been paid. During the years ended December 31, 2009, 2008 and 2007, 8,899, 7,694 and 3,161 DSUs, respectively, had been granted pursuant such Plan.

The following is a summary of activity relating to RSUs and DSUs during the three-year period ended December 31, 2009:

	RSUs		DSUs	
	Units	Weighted Average Grant Date Fair Value	Units	Weighted Average Grant Date Fair Value
Balance, January 1, 2007	4,009,382	\$ 32.13	19,690	\$ 35.71
Granted (including 55,836 RSUs relating to dividend participation)	5,873,905	\$ 49.28	15,620	\$ 52.55
Forfeited	(294,145)	\$ 40.36	—	—
Vested/Converted	(81,207)	\$ 47.15	—	—
Balance, December 31, 2007	9,507,935	\$ 42.35	35,310	\$ 43.16
Granted (including 208,596 RSUs relating to dividend participation)	14,032,621	\$ 37.02	35,784	\$ 37.19
Forfeited	(635,753)	\$ 40.40	—	—
Vested/Converted	(763,335)	\$ 37.90	(5,838)	\$ 38.28
Balance, December 31, 2008	22,141,468	\$ 39.17	65,256	\$ 40.32
Granted (including 331,642 RSUs relating to dividend participation)	8,006,287	\$ 31.50	45,526	\$ 28.92
Forfeited	(831,022)	\$ 36.91	—	—
Vested/Converted	(5,948,920)	\$ 37.64	(7,636)	\$ 34.05
Balance, December 31, 2009	<u>23,367,813</u>	\$ 37.01	<u>103,146</u>	\$ 35.75

During the years ended December 31, 2009 and 2008, 5,948,920 RSUs (including the acceleration of 4,406,440 RSUs held by Lazard's former Chairman and Chief Executive Officer as a result of his death) and 763,335 RSUs vested, respectively. In connection therewith, and after considering the withholding tax obligations pertaining thereto, 5,502,748 and 639,016 shares of Class A common stock held by Lazard Group were delivered during the years ended December 31, 2009 and 2008, respectively.

LAZARD LTD

NOTES TO CONSOLIDATED FINANCIAL STATEMENTS—(Continued)
(dollars in thousands, except for per share data, unless otherwise noted)

As of December 31, 2009 and 2008, unrecognized RSU compensation expense, adjusted for estimated forfeitures, was approximately \$301,413 and \$457,839, respectively, with such unrecognized compensation expense at December 31, 2009 expected to be recognized over a weighted average period of approximately 1.6 years. The ultimate amount of such expense is dependent upon the actual number of RSUs that vest. The Company periodically assesses the forfeiture rates used for such estimates. A change in estimated forfeiture rates would cause the aggregate amount of compensation expense recognized in future periods to differ from the estimated unrecognized compensation expense described herein.

Other Incentive Awards

A portion of the incentive awards granted in February 2009 included a deferred cash component, which was originally scheduled to vest over a maximum period of four years. During the fourth quarter of 2009, in connection with a review of the Company's compensation policy, the Company accelerated the vesting of the then unamortized portion of such previously awarded deferred cash incentive awards which resulted in a pre-tax charge to "compensation and benefits" expense of \$60,512.

Incentive Awards Granted In February 2010

In February 2010, the Company granted 6,477,409 RSUs to eligible employees, one-third of which vest on March 1, 2012 and two-thirds of which vest on March 1, 2013, and had an aggregate fair value on the date of grant of \$36.10 per RSU. The compensation expense with respect to such RSU awards will be recognized over a weighted average period of 2.7 years.

18. EMPLOYEE BENEFIT PLANS

The Company provides retirement and other post-retirement benefits to certain of its employees through defined contribution and defined benefit pension plans and other post-retirement plans. These plans generally provide benefits to participants based on average levels of compensation. Expenses (benefits) related to the Company's employee benefit plans are included in "compensation and benefits" expense on the consolidated statements of operations.

Effective January 31, 2005, the Company's U.S. defined benefit pension plans were amended to cease future benefit accruals and future participation. As a result of such amendment, active participants continue to receive credit for service completed after January 31, 2005 for purposes of vesting; however, future service is not taken into consideration for purposes of future benefit accruals under these plans. Vested benefits for active participants as of January 31, 2005 have been retained.

Effective March 31, 2006, certain of the Company's non-U.S. pension plans were amended to cease future accruals. As a result of such amendment, future service and compensation increases will not be taken into account for purposes of future benefit accruals under these plans. Vested benefits for active participants as of March 31, 2006 were retained.

The Company also offers a partially funded contributory post-retirement medical plan covering qualifying U.S. employees (the "Medical Plan"). The Medical Plan pays a stated percentage of most necessary medical expenses incurred by retirees, after subtracting payments by Medicare or other providers and after stated deductibles have been met. Participants become eligible for benefits if they retire from the Company after meeting certain age and service requirements. Effective January 1, 2005, post-retirement health care benefits are

LAZARD LTD

NOTES TO CONSOLIDATED FINANCIAL STATEMENTS—(Continued)
(dollars in thousands, except for per share data, unless otherwise noted)

no longer offered to those managing directors and employees hired on or after January 1, 2005 and for those managing directors and employees hired before January 1, 2005 who did not attain the age of 40 before December 31, 2005. In addition, effective January 1, 2006, the cost sharing policy changed for those who qualify for the benefit. The plan was amended effective January 1, 2008, such that previously ineligible managing directors and employees who meet the Medical Plan's age and service requirements have the ability, upon retirement, to elect to purchase medical coverage through the Medical Plan at no cost to the Company. The Company will continue to contribute towards the cost of retiree medical premiums for those employees hired before January 1, 2005 who were age 55 or older on or before December 31, 2005.

Employer Contributions to Pension Plans— The Company's funding policy for its U.S. and non-U.S. pension plans is to fund when required or when applicable upon an agreement with the plans' Trustees. Management also evaluates from time to time whether to make voluntary contributions to the plans. For the U.S. pension plans, there were no minimum required cash contributions and no voluntary cash contributions for the year ended December 31, 2009.

In accordance with agreements reached with the Trustees of certain non-U.S. pension plans in 2005, the Company contributed a final committed payment of approximately \$16,200 (8.2 million British pounds) during the year ended December 31, 2008. Under the same agreements, the Company is contingently obligated to make further contributions to such pension plans depending on the cumulative performance of the plans' assets against specific benchmarks as measured on June 1, 2009 (the "measurement date") and subsequently on June 1, 2010 (the "remeasurement date"). The obligation related to the cumulative underperformance of the plans' assets (the "underperformance obligation") at the measurement date was 11.5 million British pounds (\$18,654 at December 31, 2009 exchange rates) which is payable over four years commencing June 1, 2009 in equal monthly installments, and will be subject to further adjustment on the remeasurement date. During the year ended December 31, 2009, the Company contributed approximately \$2,600 (1.7 million British pounds) with respect to the underperformance obligation.

In addition, on June 30, 2009 the Company and Trustees concluded the December 31, 2007 triennial valuation of the non-U.S. pension plans discussed above, pursuant to which: (i) the Company agreed to contribute 2.3 million British pounds (\$3,731 at December 31, 2009 exchange rates), during each year from 2011 to 2018 inclusive, subject to adjustment resulting from the December 31, 2010 triennial valuation, which the Company expects to have concluded prior to the contribution payment scheduled for 2011, and (ii) to secure the Company's obligations thereunder, on July 15, 2009 the Company placed in escrow 12.5 million British pounds, with a final redemption date of December 31, 2018. Income on the escrow balance accretes to the Company. This amount is subject to adjustment based on the results of the December 31, 2010 triennial valuation and subsequent triennial valuations. The escrow balance as of December 31, 2009 has been recorded in "cash deposited with clearing organizations and other segregated cash" and "investments: debt-other" in the amounts of 6.25 million British pounds and 6.25 million British pounds (\$10,138 and \$10,138 at December 31, 2009 exchange rates), respectively, on the accompanying consolidated statement of financial condition as of December 31, 2009.

During the year ended December 31, 2009, contributions were made to other non-U.S. pension plans amounting to approximately \$4,900. The Company is expected to contribute approximately the same amount in the year ending December 31, 2010.

LAZARD LTD

NOTES TO CONSOLIDATED FINANCIAL STATEMENTS—(Continued)
(dollars in thousands, except for per share data, unless otherwise noted)

The following table summarizes the changes in the benefit obligations, the fair value of the assets, the funded status and amounts recognized in the consolidated statements of financial condition for the U.S. defined benefit pension plan and post-retirement Medical Plan and plans outside the U.S. The Company uses a December 31 measurement date for its employee benefit plans.

	Pension Plans		Post-Retirement Medical Plan	
	2009	2008	2009	2008
Change in benefit obligation				
Benefit obligation at beginning of year	\$367,789	\$ 553,950	\$ 6,734	\$ 6,977
Service cost	1,432		98	117
Interest cost	27,419	28,987	310	412
Amendments	(2,449)			(146)
Actuarial (gain) loss	47,745	(50,316)	(1,406)	(139)
Benefits paid	(22,201)	(18,705)	(378)	(432)
Foreign currency translation and other adjustments	105,723	(146,127)		(55)
Benefit obligation at end of year	<u>525,458</u>	<u>367,789</u>	<u>5,358</u>	<u>6,734</u>
Change in plan assets				
Fair value of plan assets at beginning of year	400,364	574,194		
Actual return on plan assets	53,499	(26,004)		
Employer contributions	7,581	16,208	378	432
Benefits paid	(22,201)	(18,705)	(378)	(432)
Foreign currency translation and other adjustments	85,413	(145,329)		
Fair value of plan assets at end of year	<u>524,656</u>	<u>400,364</u>	<u>—</u>	<u>—</u>
Funded surplus (deficit) at end of year	<u>\$ (802)</u>	<u>\$ 32,575</u>	<u>\$(5,358)</u>	<u>\$(6,734)</u>
Amounts recognized in the consolidated statements of financial condition at December 31, 2009 and 2008 consist of:				
Prepaid pension asset (included in "other assets")	\$ 27,386	\$ 39,589		
Accrued benefit liability (included in "other liabilities")	(28,188)	(7,014)	\$(5,358)	\$(6,734)
Net amount recognized	<u>\$ (802)</u>	<u>\$ 32,575</u>	<u>\$(5,358)</u>	<u>\$(6,734)</u>
Amounts recognized in AOCI (excluding tax charge (benefit) of \$(10,219) and \$3,196 at December 31, 2009 and 2008, respectively) consist of:				
Actuarial net (gain) loss	\$ 66,113	\$ 43,980	\$ (433)	\$ 973
Prior service (credit) cost	21,641		(1,023)	(2,404)
Net amount recognized	<u>\$ 87,754</u>	<u>\$ 43,980</u>	<u>\$(1,456)</u>	<u>\$(1,431)</u>

LAZARD LTD

NOTES TO CONSOLIDATED FINANCIAL STATEMENTS—(Continued)
(dollars in thousands, except for per share data, unless otherwise noted)

The following table summarizes the fair value of plan assets, the accumulated benefit obligation and the projected benefit obligation at December 31, 2009 and 2008:

	U.S. Pension Plans As Of December 31,		Non-U.S. Pension Plans As Of December 31,		Total As Of December 31,	
	2009	2008	2009	2008	2009	2008
Fair value of plan assets	\$22,325	\$20,332	\$502,331	\$380,032	\$524,656	\$400,364
Accumulated benefit obligation	\$26,263	\$27,346	\$499,195	\$340,443	\$525,458	\$367,789
Projected benefit obligation	\$26,263	\$27,346	\$499,195	\$340,443	\$525,458	\$367,789

The following table summarizes the components of benefit costs, the return on plan assets, benefits paid, contributions and other amounts recognized in AOCI for the years ended December 31, 2009, 2008 and 2007:

	Pension Plans For The Years Ended December 31,			Post-Retirement Medical Plan For The Years Ended December 31,		
	2009	2008	2007	2009	2008	2007
Components of Net Periodic Benefit Cost (Credit):						
Service cost	\$ 1,432			\$ 98	\$ 117	\$ 165
Interest cost	27,419	\$ 28,987	\$ 27,426	310	412	435
Expected return on plan assets	(28,310)	(33,451)	(33,579)			
Amortization of:						
Prior service (credit) cost	3,099			(1,382)	(1,382)	(1,382)
Net actuarial loss	1,323	376	379		87	584
Net periodic benefit cost (credit)	4,963	(4,088)	(5,774)	(974)	(766)	(198)
Settlements (curtailments)	(7)	1,041			(146)	(1,695)
Total benefit cost (credit)	\$ 4,956	\$ (3,047)	\$ (5,774)	\$ (974)	\$ (912)	\$ (1,893)
Actual return on plan assets	\$ 53,499	\$ (26,004)	\$ 31,592			
Employer contributions	\$ 7,581	\$ 16,208	\$ 16,431	\$ 378	\$ 432	\$ 643
Benefits paid	\$ 22,201	\$ 18,705	\$ 20,980	\$ 378	\$ 432	\$ 643
Other changes in plan assets and benefit obligations recognized in AOCI (excluding tax charge (benefit) of \$(13,415), \$2,840 and \$(478) during the years ended December 31, 2009, 2008 and 2007, respectively):						
Net actuarial (gain) loss	\$ 22,122	\$ (1,486)	\$ 4,410	\$(1,407)	\$ (139)	\$(1,631)
Prior service cost (credit)	(2,449)					
Reclassification of prior service credit (cost) to earnings	(3,099)			1,382	1,382	1,382
Reclassification of actuarial loss to earnings	(1,316)	(1,418)	(379)		(87)	(584)
Currency translation and other adjustments	28,516	(15,369)	1,139			
Total recognized in AOCI	\$ 43,774	\$ (18,273)	\$ 5,170	\$ (25)	\$ 1,156	\$ (833)
Net amount recognized in total periodic benefit cost and AOCI	\$ 48,730	\$ (21,320)	\$ (604)	\$ (999)	\$ 244	\$ (2,726)

LAZARD LTD

NOTES TO CONSOLIDATED FINANCIAL STATEMENTS—(Continued)
(dollars in thousands, except for per share data, unless otherwise noted)

The amounts in AOCI on the consolidated statement of financial condition as of December 31, 2009 that are expected to be recognized as components of net periodic benefit cost (credit) for the year ending December 31, 2010 are as follows:

	Pension Plans	Post- Retirement Medical Plan	Total
Prior service (credit) cost	\$3,211	\$ (1,023)	\$2,188
Net actuarial (gain) loss	\$ 834	\$ —	\$ 834

The assumptions used to develop actuarial present value of the projected benefit obligation and net periodic pension cost are set forth below:

	Pension Plans As Of Or For the Years Ended December 31,			Post-Retirement Medical Plan As Of Or For the Years Ended December 31,		
	2009	2008	2007	2009	2008	2007
Weighted average assumptions used to determine benefit obligations:						
Discount rate	5.7%	6.2%	5.8%	5.6%	5.8%	6.5%
Weighted average assumptions used to determine net periodic benefit cost:						
Discount rate	5.5%	5.8%	5.1%	5.8%	6.5%	5.5%
Expected long-term rate of return on plan assets	6.2%	6.3%	6.1%			
Healthcare cost trend rates used to determine net periodic benefit cost:						
Initial				9.0%	9.0%	10.0%
Ultimate				6.0%	6.0%	6.0%
Year ultimate trend rate achieved				2015	2014	2011

Generally, the Company determined the discount rates for its defined benefit plans by utilizing indices for long-term, high-quality bonds and ensuring that the discount rate does not exceed the yield reported for those indices after adjustment for the duration of the plans' liabilities.

In selecting the expected long-term rate of return on plan assets, the Company considered the average rate of earnings expected on the funds invested or to be invested to provide for the benefits of the plan, giving consideration to expected returns on different asset classes held by the plans in light of prevailing economic conditions as well as historic returns. This basis is consistent for all years presented.

LAZARD LTD

NOTES TO CONSOLIDATED FINANCIAL STATEMENTS—(Continued)
(dollars in thousands, except for per share data, unless otherwise noted)

The assumed cost of healthcare has an effect on the amounts reported for the Company's post-retirement plans. A 1% change in the assumed healthcare cost trend rate would increase (decrease) our cost and obligation as follows:

	1% Increase		1% Decrease	
	2009	2008	2009	2008
Cost	\$ 45	\$63	\$ (38)	\$ (53)
Obligation	\$564	\$805	\$(490)	\$(688)

Expected Benefit Payments —The following table summarizes the expected benefit payments for the Company's plans for each of the next five fiscal years and in the aggregate for the five fiscal years thereafter:

	Pension Plans	Post-Retirement Medical Plan
2010	\$ 21,962	\$ 353
2011	23,106	389
2012	23,090	425
2013	25,303	448
2014	24,964	447
2015-2019	157,840	2,059

Plan Assets —The following table presents the categorization of plan assets, measured at fair value as of December 31, 2009:

Asset Category	
Equity Securities	\$235,564
Debt Securities	279,961
Other (includes cash, annuities and accrued dividends)	9,131
Total	<u>\$524,656</u>

At December 31, 2009, the Company's U.S. pension plans had 50% of the plans' assets invested in three exchange-traded mutual funds that invest in equity securities and 50% invested in an exchange-traded mutual fund that invests in debt securities. The Company's non-U.S. pension plans did not have any individual investment holding that constituted more than 10% of plan assets as of December 31, 2009.

Investment Policies and Strategies —The primary investment goal is to ensure that the plans remain well funded, taking account of the likely future risks to investment returns and contributions. As a result, a portfolio of assets is maintained with appropriate liquidity and diversification that can be expected to generate long-term future returns that minimize the long-term costs of the pension plan without exposing the trust to an unacceptable risk of under-funding. The Company's likely future ability to pay such contributions as are required to maintain the funded status of the plans over a reasonable time period is considered when determining the level of risk that is appropriate. All plan investments are classified as Level 1 investments and their fair values are based on market quotes.

Defined Contribution Plans —Pursuant to certain matching contributions, the Company contributes to employer sponsored defined contribution plans. Such contributions amounted to \$8,409, \$10,316 and \$9,294 for the years ended December 31, 2009, 2008 and 2007, respectively, which are included in "compensation and benefits" expense on the consolidated statements of operations.

LAZARD LTD

NOTES TO CONSOLIDATED FINANCIAL STATEMENTS—(Continued)
(dollars in thousands, except for per share data, unless otherwise noted)

19. RESTRUCTURING PLAN

In February 2009, the Company announced a restructuring plan to optimize its mix of personnel, which included certain staff reductions and realignments of personnel. In connection with such plan, the Company recorded a charge of \$62,550 (consisting of compensation-related expenses, including the acceleration of unrecognized expense pertaining to RSUs previously granted to individuals who were terminated pursuant to the restructuring, severance and benefit payments and other costs), with this charge partially offset by associated income tax and noncontrolling interest credits of \$6,401 and \$21,075, respectively.

As of December 31, 2009, the remaining liability associated with the restructuring plan was approximately \$11,500. Such aggregate amount is reported within “accrued compensation and benefits” and “other liabilities” on the accompanying consolidated statement of financial condition as of December 31, 2009.

20. INCOME TAXES

Lazard Ltd is subject to U.S. federal income taxes on its portion of Lazard Group’s operating income. Lazard Group primarily operates in the U.S. as a limited liability company that is treated as a partnership for U.S. federal income tax purposes. As a result, Lazard Group’s income from its U.S. operations is generally not subject to U.S. federal income taxes, because such income is attributable to the partners. In addition, Lazard Group is subject to the UBT, which is attributable to Lazard Group’s operations apportioned to New York City. UBT is incremental to the U.S. federal statutory tax rate. Outside the U.S., Lazard Group operates principally through subsidiary corporations that are subject to local income taxes.

The Company recorded income tax provisions of \$6,011, \$25,379 and \$80,616 for the years ended December 31, 2009, 2008 and 2007, respectively, representing effective tax rates of (3.3)%, 101.0% and 19.3%, respectively. Excluding (i) the income tax benefit of \$6,401 related to the \$62,550 restructuring charge in 2009, (ii) the income tax benefit of \$2,566 related to the \$60,512 charge in 2009 for the acceleration of the unamortized portion of the previously awarded deferred cash incentive awards, (iii) the \$86,514 charge in 2009 related to the acceleration of amortization expense associated with the vesting of RSU awards held by Lazard’s former Chairman and Chief Executive Officer as a result of his death in October 2009, for which there was no tax benefit, and (iv) the income tax benefit of \$7,427 related to the \$199,550 LAM Merger charge in 2008, the Company had income tax provisions of \$14,978, \$32,806 and \$80,616 for the years ended December 31, 2009, 2008 and 2007, respectively, representing effective tax rates of 54.8%, 14.6% and 19.3%, respectively.

LAZARD LTD

NOTES TO CONSOLIDATED FINANCIAL STATEMENTS—(Continued)
(dollars in thousands, except for per share data, unless otherwise noted)

The components of the Company's provision (benefit) for income taxes for the years ended December 31, 2009, 2008 and 2007, and a reconciliation of the U.S. federal statutory income tax rate to the Company's effective tax rates for such periods are shown below.

	Year Ended December 31,		
	2009	2008	2007
Current:			
Federal	\$ (6,017)	\$ 12,386	\$ 2,709
Foreign	35,082	37,675	84,175
State and local (primarily UBT)	380	6,970	10,123
Total current	<u>29,445</u>	<u>57,031</u>	<u>97,007</u>
Deferred:			
Federal	(19,287)	(14,393)	(9,392)
Foreign	(4,147)	(17,259)	(6,999)
Total deferred	<u>(23,434)</u>	<u>(31,652)</u>	<u>(16,391)</u>
Total	<u>\$ 6,011</u>	<u>\$ 25,379</u>	<u>\$ 80,616</u>
	Year Ended December 31,		
	2009	2008	2007
U.S. federal statutory income tax rate	35.0%	35.0%	35.0%
Income of noncontrolling interests	(10.8)	(15.7)	(18.9)
Foreign source income (loss) not subject to U.S. income tax	20.2	(135.9)	(10.8)
Foreign taxes	(17.0)	81.2	18.5
State and local taxes (primarily UBT)	(0.2)	27.7	2.4
Change in valuation allowance	(32.8)	116.7	(5.5)
Other, net	2.3	(8.0)	(1.4)
Effective income tax rate	<u>(3.3)%</u>	<u>101.0%</u>	<u>19.3%</u>

LAZARD LTD

NOTES TO CONSOLIDATED FINANCIAL STATEMENTS—(Continued)
(dollars in thousands, except for per share data, unless otherwise noted)

Deferred income taxes are provided for the effects of temporary differences between the tax basis of an asset or liability and its reported amount in the consolidated statements of financial condition. These temporary differences result in taxable or deductible amounts in future years. Details of the Company's deferred tax assets and liabilities, which are included in "other assets" and "other liabilities", respectively, on the consolidated statements of financial condition, are as follows:

	December 31,	
	2009	2008
Deferred Tax Assets:		
Basis adjustments (primarily as a result of the separation and recapitalization transactions that occurred during 2005 and from the secondary offerings)	\$ 599,688	\$ 441,423
Compensation and benefits	172,797	95,101
Net operating loss and tax credit carryforwards	95,696	37,172
Depreciation and amortization	10,720	9,341
Other	33,586	23,201
Gross deferred tax assets	912,487	606,238
Valuation allowance		(533,873)
	(803,731)	()
Total deferred tax assets (net of valuation allowance)	<u>\$ 108,756</u>	<u>\$ 72,365</u>
Deferred Tax Liabilities:		
Depreciation and amortization		\$ 18,515
	\$ 18,577	18,515
Compensation and benefits	10,393	12,875
Goodwill	4,703	2,107
Other	13,284	4,207
Total deferred tax liabilities		\$ 37,704
	<u>\$ 46,957</u>	<u>37,704</u>

The basis adjustments recorded as of December 31, 2009 and 2008 are primarily the result of:

- purchases and redemptions of historical and working member interests consummated in connection with the separation and recapitalization of the Company, which resulted in deferred tax assets of \$206,470 and \$210,132 at December 31, 2009 and 2008, respectively,
- basis step-ups for U.S. income tax purposes resulting from the exchange of LAZ-MD exchangeable interests and from the 2008 and 2009 Secondary Offerings, which resulted in deferred tax assets of \$358,888 and \$207,199 at December 31, 2009 and 2008, respectively,
- tax basis step-up for U.S. income tax purposes on certain U.K. assets, which resulted in deferred tax assets of \$28,861 and \$24,092 at December 31, 2009 and 2008, respectively, and
- basis step-up for payments made under the tax receivable agreement of \$5,469 at December 31, 2009.

The deferred tax assets are offset by a valuation allowance of \$803,731 and \$533,873 at December 31, 2009 and 2008, respectively, due to the uncertainty of realizing the benefits of the book versus tax basis temporary differences and certain net operating loss carryforwards. The valuation allowance at December 31, 2009 reflects a net increase of \$269,858 from the balance of \$533,873 at December 31, 2008, and is primarily the result of the basis step-ups relating to the 2009 Secondary Offerings, the tax effect of temporary differences relating to compensation and benefits and net operating loss and tax credit carryforwards.

LAZARD LTD

NOTES TO CONSOLIDATED FINANCIAL STATEMENTS—(Continued)
(dollars in thousands, except for per share data, unless otherwise noted)

The Company's net operating loss and tax credit carryforwards primarily relate to (i) carryforwards in the U.K. at December 31, 2009 and 2008, which may be carried forward indefinitely, subject to various limitations, and (ii) carryforwards in Italy and the U.S. at December 31, 2009 and 2008, which begin expiring in 2011.

UBT attributable to certain member distributions has been reimbursed by the members under an agreement with the Company.

The Company adopted accounting guidance for uncertainty in income taxes on January 1, 2007. The cumulative effect of the Company's adoption of such guidance was a charge of \$13,221 which is reflected in the January 1, 2007 balance of retained earnings.

With few exceptions, the Company is no longer subject to income tax examination by foreign tax authorities for years prior to 2005 and by U.S. federal, state and local tax authorities for years prior to 2006. While we are under examination in various tax jurisdictions with respect to certain open years, the Company believes that the result of any final determination related to these examinations is not expected to have a material impact on its financial statements. Developments with respect to such examinations are monitored on an ongoing basis and adjustments to tax liabilities are made as appropriate.

A reconciliation of the beginning to the ending amount of gross unrecognized tax benefits (excluding interest and penalties) for the years ended December 31, 2009, 2008 and 2007 is as follows:

	Year Ended December 31,		
	2009	2008	2007
Balance, January 1 (excluding interest and penalties of \$5,467, \$5,195 and \$5,132, respectively)	\$46,725	\$32,080	\$32,388
Increases in gross unrecognized tax benefits relating to tax positions taken during:			
Prior years	5,271	5,717	—
Current year	18,251	12,897	7,933
Decreases in gross unrecognized tax benefits relating to:			
Tax positions taken during prior years	—	(393)	(7,052)
Settlements with tax authorities	—	(212)	(702)
Lapse of the applicable statute of limitations	(9,689)	(3,364)	(487)
Balance, December 31 (excluding interest and penalties of \$7,247, \$5,467 and \$5,195, respectively)	<u>\$60,558</u>	<u>\$46,725</u>	<u>\$32,080</u>

LAZARD LTD

NOTES TO CONSOLIDATED FINANCIAL STATEMENTS—(Continued)
(dollars in thousands, except for per share data, unless otherwise noted)

Additional information with respect to unrecognized tax benefits is as follows:

	Year Ended December 31,		
	2009	2008	2007
Unrecognized tax benefits at the end of the period that, if recognized, would favorably affect the effective tax rate (includes interest and penalties of \$7,247, \$5,467 and \$5,195, respectively)	\$41,405	\$27,770	\$25,477
Offset to deferred tax assets for unrecognized tax benefits	\$26,400	\$24,422	\$11,798
Interest and penalties recognized in current income tax expense (after giving effect to the reversal of interest and penalties of \$1,223, \$1,730 and \$1,002, respectively)	\$ 1,780	\$ 272	\$ 63

The Company anticipates that it is reasonably possible that the total amount of unrecognized tax benefits recorded at December 31, 2009 will decrease within 12 months by an amount up to approximately \$17,000 as a result of the lapse of the statute of limitations in various tax jurisdictions.

Tax Receivable Agreement

The redemption of historical partner interests in connection with the Company's separation and recapitalization that occurred in May 2005 and the exchanges of LAZ-MD Holdings exchangeable interests for shares of Class A common stock in 2006, 2008 and 2009 have resulted, and future exchanges of LAZ-MD Holdings exchangeable interests for shares of Class A common stock may result, in increases in the tax basis of the tangible and/or intangible assets of Lazard Group. The tax receivable agreement dated as of May 10, 2005 with LFCM Holdings requires the Company to pay LFCM Holdings 85% of the cash savings, if any, in U.S. federal, state and local income tax or franchise tax that the Company actually realizes as a result of the above-mentioned increases in tax basis. During the years ended December 31, 2009, 2008 and 2007, the Company recorded a "provision (benefit) pursuant to tax receivable agreement" on the consolidated statements of operations of \$(1,258), \$17,084 and \$17,104, respectively, with the liability related thereto at December 31, 2009 and 2008 of \$15,684 and \$36,111, respectively, included within "related party payables" on the consolidated statements of financial condition (see Note 22 of Notes to Consolidated Financial Statements). During the year ended December 31, 2009, the Company recorded a benefit related to the tax receivable agreement as a result of certain adjustments to previously recorded estimated provisions.

21. NET INCOME (LOSS) PER SHARE OF CLASS A COMMON STOCK

The Company's basic and diluted net income (loss) per share calculations for the years ended December 31, 2009, 2008 and 2007 are computed as described below.

Basic Net Income (Loss) Per Share

Numerator —utilizes net income (loss) attributable to Lazard Ltd for the years ended December 31, 2009, 2008 and 2007, plus applicable adjustments to such net income (loss) associated with the inclusion of shares of Class A common stock issuable in connection with both the LAM Merger and business acquisitions, as described in Notes 8 and 9, respectively, of Notes to Consolidated Financial Statements.

Denominator —utilizes the weighted average number of shares of Class A common stock outstanding for the years ended December 31, 2009, 2008 and 2007, plus applicable adjustments to such shares associated with shares of Class A common stock issuable in connection with the LAM Merger and business acquisitions.

LAZARD LTD

NOTES TO CONSOLIDATED FINANCIAL STATEMENTS—(Continued)
(dollars in thousands, except for per share data, unless otherwise noted)

Diluted Net Income (Loss) Per Share

Numerator —utilizes net income (loss) attributable to Lazard Ltd for the years ended December 31, 2009, 2008 and 2007 as in the basic net income (loss) per share calculation described above, plus, to the extent applicable and dilutive, (i) interest expense on convertible debt and the ESUs, (ii) changes in net income attributable to noncontrolling interests resulting from assumed share issuances in connection with DSUs, RSUs, ESUs, convertible debt and convertible preferred stock and (iii) income tax related to (i) and (ii) above.

Denominator —utilizes the weighted average number of shares of Class A common stock outstanding for the years ended December 31, 2009, 2008 and 2007 as in the basic net income (loss) per share calculation described above, plus, to the extent dilutive, the incremental number of shares of Class A common stock to settle DSU and RSU awards, ESUs, convertible debt and convertible preferred stock, using the treasury stock method or the “if converted” method, as applicable.

The calculations of the Company’s basic and diluted net income (loss) per share and weighted average shares outstanding for the years ended December 31, 2009, 2008 and 2007 are presented below:

	Year Ended December 31,		
	2009	2008	2007
Net income (loss) attributable to Lazard Ltd	\$(130,242)	\$3,138	\$155,042
Add - adjustment associated with Class A common stock issuable relating to the LAM Merger and business acquisitions	(1,292)	484	678
Net income (loss) attributable to Lazard Ltd - basic	(131,534)	3,622	155,720
Add - dilutive effect, as applicable, of:			
Adjustments to income relating to interest expense and changes in net income (loss) attributable to noncontrolling interests resulting from assumed share issuances in connection with DSUs, RSUs, ESUs, convertible debt and convertible preferred stock, net of tax	—	—	17,623
Net income (loss) attributable to Lazard Ltd - diluted	\$(131,534)	\$3,622	\$173,343
Weighted average number of shares of Class A common stock outstanding	75,220,897	59,178,407	50,875,372
Add - adjustment for shares of Class A common Stock issuable relating to the LAM Merger and business acquisitions	3,091,050	1,696,327	310,267
Weighted average number of shares of Class A common stock outstanding - basic	78,311,947	60,874,734	51,185,639
Add - dilutive effect, as applicable, of:			
Weighted average number of incremental shares issuable from DSUs, RSUs, ESUs, convertible debt and convertible preferred stock	—	—	11,026,978
Weighted average number of shares of Class A common stock outstanding - diluted	78,311,947	60,874,734	62,212,617
Net income (loss) attributable to Lazard Ltd per share of Class A common stock:			
Basic	\$(1.68)	\$0.06	\$3.04
Diluted	\$(1.68)	\$0.06	\$2.79

LAZARD LTD

NOTES TO CONSOLIDATED FINANCIAL STATEMENTS—(Continued)
(dollars in thousands, except for per share data, unless otherwise noted)

For the years ended December 31, 2009, 2008 and 2007, the LAZ-MD Holdings exchangeable interests were antidilutive (and consequently the effect of their conversion into shares of Class A common stock has been excluded from the calculation of diluted net income (loss) per share).

22. **RELATED PARTIES**

Amounts receivable from, and payable to, related parties as of December 31, 2009 and 2008 are set forth below:

	December 31,	
	2009	2008
Receivables		
LFCM Holdings	\$14,212	\$10,377
Other	203	—
Total	<u>\$14,415</u>	<u>\$10,377</u>
Payables		
LFCM Holdings	\$17,431	\$36,815
Other	19	396
Total	<u>\$17,450</u>	<u>\$37,211</u>

LFCM Holdings

LFCM Holdings owns and operates the capital markets business and fund management activities, as well as other specified non-operating assets and liabilities, that were transferred to it by Lazard Group (referred to as the “separated businesses”) in May 2005 and is owned by the current and former working members, including certain of Lazard’s current and former managing directors (which also include our executive officers) who are also members of LAZ-MD Holdings. In addition to the master separation agreement, which effected the separation and recapitalization that occurred in May 2005, LFCM Holdings entered into an insurance matters agreement and a license agreement that addressed various business matters associated with the separation, as well as several other agreements discussed below.

Under the employee benefits agreement, dated as of May 10, 2005, by and among Lazard Ltd, Lazard Group, LAZ-MD Holdings and LFCM Holdings, LFCM Holdings generally assumed, as of the completion of the separation and recapitalization transactions, all outstanding and future liabilities in respect of the current and former employees of the separated businesses. The Company retained all accrued liabilities under, and assets of, the pension plans in the U.S. and the U.K. as well as the 401(k) plan accounts of the inactive employees of LFCM Holdings and its subsidiaries.

Pursuant to the administrative services agreement, dated as of May 10, 2005, by and among LAZ-MD Holdings, LFCM Holdings and Lazard Group (the “administrative services agreement”), Lazard Group provides selected administrative and support services to LAZ-MD Holdings and LFCM Holdings, such as cash management and debt service administration, accounting and financing activities, tax, payroll, human resources administration, financial transaction support, information technology, public communications, data processing, procurement, real estate management and other general administrative functions. Lazard Group charges for these services based on Lazard Group’s cost allocation methodology.

LAZARD LTD

NOTES TO CONSOLIDATED FINANCIAL STATEMENTS—(Continued)
(dollars in thousands, except for per share data, unless otherwise noted)

The services provided pursuant to the administrative services agreement by Lazard Group to LFCM Holdings and by LFCM Holdings to Lazard Group generally expired December 31, 2008, and were subject to automatic annual renewal, unless either party gives 180 days' notice of termination. As of December 31, 2009, neither party has given the required notice of termination, and the agreement has been automatically renewed for a period of one year. LFCM Holdings and Lazard Group have a right to terminate the services earlier if there is a change of control of either party or the business alliance provided in the business alliance agreement (described below) expires or is terminated. The party receiving a service may also terminate a service earlier upon 180 days' notice as long as the receiving party pays the service provider an additional three months of service fee for the terminated service. In addition, in connection with the various agreements entered into regarding the CP II MgmtCo Spin-Off, Lazard Group agreed to provide certain specified services to LFCM Holdings (which, in turn, LFCM Holdings may provide to CP II MgmtCo) and to generally not terminate such specified services until June 30, 2010.

The business alliance agreement provides, among other matters, that Lazard Group will refer to LFCM Holdings selected opportunities for underwriting and distribution of securities. In addition, Lazard Group will provide assistance in the execution of any such referred business. In exchange for the referral obligation and assistance, Lazard Group will receive a referral fee from LFCM Holdings equal to approximately one-half of the revenue obtained by LFCM Holdings in respect of any underwriting or distribution opportunity. In addition, LFCM Holdings will refer opportunities in the Financial Advisory and Asset Management businesses to Lazard Group. In exchange for this referral, LFCM Holdings will be entitled to a customary finders' fee from Lazard Group. The business alliance agreement further provides that, during the term of the business alliance, LFCM Holdings and Lazard Asset Management Securities LLC, an indirect wholly-owned subsidiary of LFCM Holdings, will introduce execution and settlement transactions to broker-dealer entities affiliated with LFCM Holdings. The term of the business alliance will expire on the fifth anniversary of the equity public offering, subject to periodic automatic renewal, unless either party elects to terminate in connection with any such renewal or elects to terminate on account of a change of control of either party.

For the years ended December 31, 2009, 2008 and 2007, amounts recorded by Lazard Group relating to administrative and support services under the administrative services agreement amounted to \$9,717, \$7,138 and \$3,769, respectively, and net referral fees for underwriting, private placement, M&A and restructuring transactions under the business alliance agreement amounted to \$12,301, \$26,472 and \$31,722, respectively. Amounts relating to administrative and support services under the administrative services agreement are reported as reductions to operating expenses. Net referral fees for underwriting transactions under the business alliance agreement are reported as reductions to "revenue-other". Net referral fees for private placement, M&A and restructuring transactions under the business alliance agreement are reported as reductions to advisory fee revenue.

In connection with the separation, Lazard Group transferred to LFCM Holdings its ownership interest in Panmure Gordon & Co. plc ("PG&C"). Lazard Group and LFCM Holdings agreed to share any net cash proceeds derived prior to May 2013 from any subsequent sale by LFCM Holdings of the shares it owns in PG&C. As a result of LFCM Holdings selling a portion of its interest in PG&C in June 2007, the Company recorded a gain of \$9,296, which is included in "revenue-other" on the consolidated statement of operations for the year ended December 31, 2007. The above-mentioned transaction resulted in a \$4,025 increase in operating income for year ended December 31, 2007. As of December 31, 2009 and 2008, LFCM Holdings owned 8.24% and 15.6% of PG&C, respectively.

Under a master separation agreement and a related lease indemnity agreement, dated as of May 10, 2005 and related agreements, LFCM Holdings is obligated to indemnify Lazard Group for certain liabilities relating to abandoned leased

LAZARD LTD

NOTES TO CONSOLIDATED FINANCIAL STATEMENTS—(Continued)
(dollars in thousands, except for per share data, unless otherwise noted)

space in the U.K. The net present value of the receivable due from LFCM Holdings with respect to such indemnification at December 31, 2009 and 2008 was \$1,180 and \$4,085, respectively. The balance is due based on a schedule of periodic payments through May 10, 2010.

The remaining receivables from LFCM Holdings and its subsidiaries as of December 31, 2009 and 2008 primarily include \$5,891 and \$4,949, respectively, related to administrative and support services and reimbursement of expenses incurred on behalf of LFCM Holdings and \$6,202 and \$1,087, respectively, related to referral fees for underwriting and private placement transactions. Payables to LFCM Holdings and its subsidiaries at December 31, 2009 and 2008 relate primarily to obligations pursuant to the tax receivable agreement of \$15,684 and \$36,111, respectively (see Note 20 of Notes to Consolidated Financial Statements) and \$1,747 and \$704, respectively, principally relating to referral fees for Financial Advisory transactions.

See Note 16 of Notes to Consolidated Financial Statements for information regarding the 2008 Secondary Offering for which LCM participated as an underwriter. In addition, see Notes 10 and 15 of Notes to Consolidated Financial Statements for information regarding the CP MgmtCo Spin-Off and Sapphire, respectively.

LAZ-MD Holdings

Lazard Group provides selected administrative and support services to LAZ-MD Holdings through the administrative services agreement as discussed above, with such services generally to be provided until December 31, 2014 unless terminated earlier because of a change in control of either party. Lazard Group charges LAZ-MD Holdings for these services based on Lazard Group's cost allocation methodology and, for the years ended December 31, 2009, 2008 and 2007, such charges amounted to \$750, \$750 and \$1,300, respectively.

Other

For the year ended December 31, 2008, expenses recorded by Lazard Group relating to referral fees for restructuring transactions and fee sharing with MBA amounted to \$2,397. There were no such amounts for the years ended December 31, 2009 and 2007. At December 31, 2008, the balance of such related party transactions are included within related party payables in the accompanying consolidated statement of financial condition.

23. REGULATORY AUTHORITIES

LFNY is a U.S. registered broker-dealer and is subject to the net capital requirements of Rule 15c3-1 under the Exchange Act. Under the basic method permitted by this rule, the minimum required net capital, as defined, is a specified fixed percentage of total aggregate indebtedness recorded in LFNY's Financial and Operational Combined Uniform Single ("FOCUS") report filed with the Financial Industry Regulatory Authority ("FINRA"), or \$100, whichever is greater. At December 31, 2009, LFNY's regulatory net capital was \$45,417, which exceeded the minimum requirement by \$35,843.

Certain U.K. subsidiaries of the Company, including LCL, Lazard Fund Managers Limited and Lazard Asset Management Limited (the "U.K. Subsidiaries") are regulated by the Financial Services Authority. At December 31, 2009, the aggregate regulatory net capital of the U.K. Subsidiaries was \$153,043, which exceeded the minimum requirement by \$115,198.

CFLF, through which non-corporate finance advisory activities are carried out in France, is subject to regulation by the Commission Bancaire and the Comité des Etablissements de Crédit et des Entreprises

LAZARD LTD

NOTES TO CONSOLIDATED FINANCIAL STATEMENTS—(Continued)
(dollars in thousands, except for per share data, unless otherwise noted)

d'Investissement for its banking activities conducted through its subsidiary, LFB. In addition, the investment services activities of the Paris group, exercised through LFB and other subsidiaries of CFLF, primarily LFG (asset management), are subject to regulation and supervision by the Autorité des Marchés Financiers. At December 31, 2009, the consolidated regulatory net capital of CFLF was \$191,636, which exceeded the minimum requirement set for regulatory capital levels by \$86,219.

Certain other U.S. and non-U.S. subsidiaries are subject to various capital adequacy requirements promulgated by various regulatory and exchange authorities in the countries in which they operate. At December 31, 2009, for those subsidiaries with regulatory capital requirements, their aggregate net capital was \$77,725, which exceeded the minimum required capital by \$55,381.

At December 31, 2009, each of these subsidiaries individually was in compliance with its regulatory capital requirements.

Lazard Ltd is currently subject to supervision by the SEC as a Supervised Investment Bank Holding Company (“SIBHC”). As a SIBHC, Lazard Ltd is subject to group-wide supervision, which requires it to compute allowable capital and risk allowances on a consolidated basis. We believe that Lazard Ltd is the only institution currently subject to supervision by the SEC as a SIBHC. We are in discussions with the SEC and other authorities regarding the scope and nature of Lazard Ltd’s reporting and other obligations under the SIBHC program.

On December 11, 2009, the U.S. House of Representatives passed The Wall Street Reform and Consumer Protection Act of 2009 (the “2009 Act”). The 2009 Act is currently pending in the U.S. Senate. We are not able to predict what action or changes, if any, will result from the Senate’s consideration of the 2009 Act. We currently are in the process of examining the potential impact of the 2009 Act on us and the SIBHC program, but, given the uncertainty of possible changes to the 2009 Act, we are not able to predict the ultimate effect on us and the SIBHC program.

24. SEGMENT INFORMATION

The Company’s reportable segments offer different products and services and are managed separately as different levels and types of expertise are required to effectively manage the segments’ transactions. Each segment is reviewed to determine the allocation of resources and to assess its performance. The Company’s principal operating activities are included in two business segments: Financial Advisory (which includes providing general strategic and transaction-specific advice on M&A and other strategic matters, restructurings, capital structure, capital raising and various other corporate finance matters), and Asset Management (which includes the management of equity and fixed income securities and alternative investment and private equity funds). In addition, the Company records selected other activities in its Corporate segment, including management of cash, certain investments and the commercial banking activities of LFB. The Company also allocates outstanding indebtedness to its Corporate segment.

The Company’s segment information for the years ended December 31, 2009, 2008 and 2007 is prepared using the following methodology:

- Revenue and expenses directly associated with each segment are included in determining operating income.
- Expenses not directly associated with specific segments are allocated based on the most relevant measures applicable, including headcount, square footage and other factors.

LAZARD LTD

NOTES TO CONSOLIDATED FINANCIAL STATEMENTS—(Continued)
(dollars in thousands, except for per share data, unless otherwise noted)

- Segment assets are based on those directly associated with each segment, and include an allocation of certain assets relating to various segments, based on the most relevant measures applicable, including headcount, square footage and other factors.

The Company allocates investment gains and losses, interest income and interest expense among the various segments based on the segment in which the underlying asset or liability is reported.

Each segment's operating expenses include (i) compensation and benefits expenses incurred directly in support of the businesses and (ii) other operating expenses, which include directly incurred expenses for occupancy and equipment, marketing and business development, technology and information services, professional services, fund administration and outsourced services and indirect support costs (including compensation and other operating expenses related thereto) for administrative services. Such administrative services include, but are not limited to, accounting, tax, legal, facilities management and senior management activities.

There were no clients for the years ended December 31, 2009, 2008 and 2007 that individually constituted more than 10% of the net revenue of either of the Company's business segments.

Management evaluates segment results based on net revenue and operating income and believes that the following information provides a reasonable representation of each segment's contribution with respect to net revenue, operating income (loss) and total assets:

		As Of Or For The Year Ended December 31,		
		2009	2008	2007
Financial Advisory	Net Revenue	\$ 986,820	\$1,022,913	\$1,240,177
	Operating Expenses (a)	998,727	796,970	920,705
	Operating Income (Loss) (b)	\$ (11,907)	\$ 225,943	\$ 319,472
	Total Assets	\$ 706,785	\$ 739,444	\$ 811,752
Asset Management	Net Revenue	\$ 601,652	\$ 614,781	\$ 724,751
	Operating Expenses (a)	504,452	678,170	539,800
	Operating Income (Loss) (b)	\$ 97,200	\$ (63,389)	\$ 184,951
	Total Assets	\$ 702,775	\$ 419,858	\$ 580,716
Corporate	Net Revenue	\$ (57,954)	\$ (80,487)	\$ (47,239)
	Operating Expenses (a)	209,573	56,927	38,889
	Operating Income (Loss) (b)	\$ (267,527)	\$ (137,414)	\$ (86,128)
	Total Assets	\$1,738,202	\$1,703,629	\$2,447,945
Total	Net Revenue	\$1,530,518	\$1,557,207	\$1,917,689
	Operating Expenses (a)	1,712,752	1,532,067	1,499,394
	Operating Income (Loss) (b)	\$ (182,234)	\$ 25,140	\$ 418,295
	Total Assets	\$3,147,762	\$2,862,931	\$3,840,413

LAZARD LTD

NOTES TO CONSOLIDATED FINANCIAL STATEMENTS—(Continued)
(dollars in thousands, except for per share data, unless otherwise noted)

(a) Operating expenses include depreciation and amortization of property as set forth in table below.

	Year Ended December 31,		
	2009	2008	2007
Financial Advisory	\$ 5,933	\$ 5,583	\$ 4,508
Asset Management	3,557	3,451	2,888
Corporate	13,051	11,791	9,338
Total	<u>\$22,541</u>	<u>\$20,825</u>	<u>\$16,734</u>

(b) Operating income (loss) in 2009 and 2008 was significantly impacted by certain special items. Such impact, including the amounts attributable to each of the Company's business segments, are described in the table below:

	Year Ended December 31,		
	2009	2008	2007
Financial Advisory			
Operating income (loss), as reported above	\$(11,907)	\$225,943	\$319,472
Special item:			
Acceleration of amortization expense related to previously awarded deferred cash incentive awards	48,533		
Operating income, excluding impact of special item	<u>\$36,626</u>	<u>\$225,943</u>	<u>\$319,472</u>
Asset Management			
Operating income (loss), as reported above	\$97,200	\$(63,389)	\$184,951
Special items:			
Impact of the LAM Merger		197,550	
Acceleration of amortization expense related to previously awarded deferred cash incentive awards	7,508		
Operating income, excluding impact of special items	<u>\$104,708</u>	<u>\$134,161</u>	<u>\$184,951</u>
Corporate			
Operating loss, as reported above	\$(267,527)	\$(137,414)	\$(86,128)
Special items:			
Impact of the LAM Merger		2,000	
Restructuring expense	62,550		
Acceleration of amortization expense related to the vesting of RSUs held by Lazard's former Chairman and Chief Executive Officer	86,514		
Acceleration of amortization expense related to previously awarded deferred cash incentive awards	4,471		
Operating loss, excluding impact of special items	<u>\$(113,992)</u>	<u>\$(135,414)</u>	<u>\$(86,128)</u>
Consolidated			
Operating income (loss), as reported above	\$(182,234)	\$25,140	\$418,295
Special items:			
Impact of the LAM Merger		199,550	
Restructuring expense	62,550		
Acceleration of amortization expense related to the vesting of RSUs held by Lazard's former Chairman and Chief Executive Officer	86,514		
Acceleration of amortization expense related to previously awarded deferred cash incentive awards	60,512		
Operating income, excluding impact of special items	<u>\$27,342</u>	<u>\$224,690</u>	<u>\$418,295</u>

LAZARD LTD

NOTES TO CONSOLIDATED FINANCIAL STATEMENTS—(Continued)
(dollars in thousands, except for per share data, unless otherwise noted)

Geographic Information

Due to the highly integrated nature of international financial markets, the Company manages its business based on the profitability of the enterprise as a whole. Accordingly, management believes that profitability by geographic region is not necessarily meaningful. The Company's revenue and identifiable assets are generally allocated based on the country or domicile of the legal entity providing the service.

The following table sets forth the net revenue from, and identifiable assets for, the Company and its consolidated subsidiaries by geographic region allocated on the basis described above.

	As Of Or For The Year Ended December 31,		
	2009	2008	2007
Net Revenue:			
United States	\$ 803,859	\$ 793,023	\$ 970,932
United Kingdom	191,521	224,520	275,536
France	247,510	257,381	358,074
Other Western Europe	176,450	159,141	186,270
Rest of World	111,178	123,142	126,877
Total	<u>\$1,530,518</u>	<u>\$1,557,207</u>	<u>\$1,917,689</u>
Operating Income (Loss):			
United States	\$ (155,645)	\$ (52,658)	\$ 212,713
United Kingdom	(11,485)	22,915	59,363
France	(9,143)	21,609	94,582
Other Western Europe	(5,463)	16,941	26,365
Rest of World	(498)	16,333	25,272
Total (c)	<u>\$ (182,234)</u>	<u>\$ 25,140</u>	<u>\$ 418,295</u>
Identifiable Assets:			
United States	\$1,589,720	\$1,145,737	\$1,480,346
United Kingdom	277,751	250,788	352,695
France	908,137	1,128,714	1,518,606
Other Western Europe	163,899	176,282	216,094
Rest of World	208,255	161,410	272,672
Total	<u>\$3,147,762</u>	<u>\$2,862,931</u>	<u>\$3,840,413</u>

(c) As described in Note (b) above, operating income (loss) in 2009 and 2008 was significantly impacted by certain special items as described therein.

LAZARD LTD

NOTES TO CONSOLIDATED FINANCIAL STATEMENTS—(Continued)
(dollars in thousands, except for per share data, unless otherwise noted)

25. *SUBSEQUENT EVENTS*

Retirement Policy — In January 2010, the Company amended its retirement policy with respect to RSU awards. Such amendment served to modify the retirement eligibility requirements of existing and future RSU awards, and, as such, Lazard accelerated the recognition of compensation expense for the affected RSU awards. Accordingly, the Company expects to record a pre-tax, non-cash charge to compensation and benefits expense of approximately \$24,800 in the first quarter of 2010.

Restructuring — In February 2010, the Company announced a plan of selective staff reductions. In connection with such plan, the Company expects to record a pre-tax charge in the first quarter of 2010 of approximately \$90,000 (principally consisting of compensation-related expenses, including the acceleration of unrecognized expense pertaining to RSUs previously granted to individuals who are being terminated pursuant to the restructuring).

The above charges will be partially offset by the applicable income tax and noncontrolling interest credits.

SUPPLEMENTAL FINANCIAL INFORMATION

QUARTERLY RESULTS (UNAUDITED)

The following represents the Company's unaudited quarterly results for the years ended December 31, 2009 and 2008. These quarterly results were prepared in conformity with generally accepted accounting principles and reflect all adjustments that are, in the opinion of management, necessary for a fair statement of the results. These adjustments are of a normal recurring nature.

	2009 Fiscal Quarter				
	First	Second	Third	Fourth	Year
	(dollars in thousands, except per share data)				
Net revenue	\$248,395	\$375,625	\$ 411,715	\$ 494,783	\$1,530,518
Operating expenses	339,164	318,679	338,550	716,359	1,712,752
Operating income (loss)	<u>\$ (90,769)</u>	<u>\$ 56,946</u>	<u>\$ 73,165</u>	<u>\$(221,576)</u>	<u>\$ (182,234)</u>
Net income (loss)	\$ (86,594)	\$ 43,427	\$ 53,197	\$(198,275)	\$ (188,245)
Less - net income (loss) attributable to noncontrolling interests	(33,098)	15,240	15,779	(55,924)	(58,003)
Net income (loss) attributable to Lazard Ltd	<u>\$ (53,496)</u>	<u>\$ 28,187</u>	<u>\$ 37,418</u>	<u>\$(142,351)</u>	<u>\$ (130,242)</u>
Attributable to Lazard Ltd Class A common stockholders:					
Net income (loss) per share of common stock:					
Basic	\$(0.77)	\$0.38	\$0.47	\$(1.64)	\$(1.68)
Diluted	\$(0.77)	\$0.34	\$0.41	\$(1.64)	\$(1.68)
Dividends declared per share of common stock	\$ 0.10	\$0.10	\$0.125	\$0.125	\$ 0.45

	2008 Fiscal Quarter				
	First	Second	Third	Fourth	Year
	(dollars in thousands, except per share data)				
Net revenue	\$308,079	\$467,388	\$ 405,820	\$ 375,920	\$1,557,207
Operating expenses	290,057	379,650	540,533	321,827	1,532,067
Operating income (loss)	<u>\$ 18,022</u>	<u>\$ 87,738</u>	<u>\$(134,713)</u>	<u>\$ 54,093</u>	<u>\$ 25,140</u>
Net income (loss)	\$ 13,182	\$ 69,628	\$(143,017)	\$ 59,968	\$ (239)
Less - net income (loss) attributable to noncontrolling interests	5,383	35,311	(66,060)	21,989	(3,377)
Net income (loss) attributable to Lazard Ltd	<u>\$ 7,799</u>	<u>\$ 34,317</u>	<u>\$ (76,957)</u>	<u>\$ 37,979</u>	<u>\$ 3,138</u>
Attributable to Lazard Ltd Class A common stockholders:					
Net income (loss) per share of common stock:					
Basic	\$0.16	\$0.61	\$(1.17)	\$0.54	\$0.06
Diluted	\$0.14	\$0.54	\$(1.17)	\$0.50	\$0.06
Dividends declared per share of common stock	\$0.10	\$0.10	\$ 0.10	\$0.10	\$0.40

Table of Contents

Item 9. Changes in and Disagreements with Accountants on Accounting and Financial Disclosures

There were no changes in or disagreements with accountants on accounting and financial disclosure during the last two fiscal years.

Item 9A. Controls and Procedures

Our management, including our Chief Executive Officer and Chief Financial Officer, evaluated the effectiveness of our disclosure controls and procedures pursuant to Rule 13a-15 under the Exchange Act as of December 31, 2009 (the end of the period covered by this Annual Report on Form 10-K). Based on that evaluation, our Chief Executive Officer and Chief Financial Officer have concluded that, as of the end of the period covered by this Annual Report on Form 10-K, our disclosure controls and procedures (as defined in Rule 13a-15(e) under the Exchange Act) are effective, to ensure that information we are required to disclose in reports that we file or submit under the Exchange Act is recorded, processed, summarized and reported within the time periods specified in Securities and Exchange Commission rules and forms, and that such information is accumulated and communicated to our management, including our Chief Executive Officer and Chief Financial Officer, as appropriate, to allow timely decisions regarding required disclosure.

In addition, no change in our internal control over financial reporting (as defined in Rule 13a-15(f) under the Exchange Act) occurred during our most recent fiscal quarter that has materially affected, or is likely to materially affect, our internal control over financial reporting.

Management's Report on Internal Controls Over Financial Reporting (as defined in Rules 13a-15(f) and 15d-15(f) of the Exchange Act), and the related report of our independent registered public accounting firm, are set forth in Part II, Item 8 of this Annual Report on Form 10-K and are incorporated herein by reference.

Item 9B. Other Information

Mr. Ashish Bhutani and Mr. Gary Parr have each agreed to join the Board of Directors of Lazard Ltd and Lazard Group LLC effective as of March 8, 2010 and to be named as a Vice Chairman of Lazard.

Mr. Bhutani, age 49, is a Vice Chairman and Managing Director of Lazard and has been the Chief Executive Officer of LAM since March 2004. Mr. Bhutani previously served as Head of New Products and Strategic Planning for LAM from June 2003 to March 2004. Prior to joining Lazard, he was Co-Chief Executive Officer North America of Dresdner Kleinwort Wasserstein from 2001 to the end of 2002, and was a member of its Global Corporate and Markets Board, and a member of the Global Executive Committee. Mr. Bhutani worked at Wasserstein Perella Group (the predecessor to Dresdner Kleinwort Wasserstein) from 1989 to 2001, serving as Deputy Chairman of Wasserstein Perella Group and Chief Executive Officer of Wasserstein Perella Securities from 1994 to 2001. Mr. Bhutani began his career at Salomon Brothers in 1985, where he was a Vice President in Fixed Income. Mr. Bhutani is a member of the Board of Directors of four registered investment companies, which are part of the Lazard fund complex.

Mr. Parr, age 52, is a Vice Chairman and Managing Director of Lazard having previously served as Deputy Chairman of Lazard from April 2003 until November 2009. For over 25 years, he has focused on providing strategic advice to financial institutions worldwide. Prior to joining Lazard, Mr. Parr was with Morgan Stanley, serving in numerous capacities, including Vice-Chairman—Institutional Securities and Investment Banking, Chairman and Head of the Global Financial Institutions Group and Co-Head of the Global Mergers and Acquisitions Department. Prior to joining Morgan Stanley, Mr. Parr was with a group from First Boston that formed Wasserstein Perella, where he rose to become Co-President.

Steven J. Golub, who recently served as Interim Chief Executive Officer of Lazard from October 14, 2009 until November 16, 2009, has relinquished his role as an executive officer of Lazard and Chairman of its Financial Advisory Group. Mr. Golub will continue as a Vice Chairman and Managing Director of Lazard.

There have been no new contracts or arrangements or amendments to prior contracts or arrangements entered into as a result of the forgoing appointments.

PART III

Item 10. Directors, Executive Officers and Corporate Governance

Information regarding members of the Board of Directors, including its audit committee and audit committee financial experts, as well as information regarding our Code of Business Conduct and Ethics that applies to our chief executive officer and senior financial officers, will be presented in Lazard Ltd’s definitive proxy statement for its 2010 annual general meeting of shareholders, which will be held on April 27, 2010, and is incorporated herein by reference. Information regarding our executive officers is included in Part I of this Annual Report on Form 10-K under the caption “Executive Officers of the Registrant.”

The information required to be furnished pursuant to this item with respect to compliance with Section 16(a) of the Exchange Act will be set forth under the caption “Section 16(a) Beneficial Ownership Reporting Compliance” in Lazard Ltd’s definitive proxy statement for its 2010 annual general meeting of shareholders, and is incorporated herein by reference.

Item 11. Executive Compensation

Information regarding executive officer and director compensation will be presented in Lazard Ltd’s definitive proxy statement for its 2010 annual general meeting of shareholders, which will be held on April 27, 2010, and is incorporated herein by reference.

Item 12. Security Ownership of Certain Beneficial Owners and Management and Related Stockholder Matters

Information regarding security ownership of certain beneficial owners and management and related shareholder matters will be presented in Lazard Ltd’s definitive proxy statement for its 2010 annual general meeting of shareholders, which will be held on April 27, 2010, and is incorporated herein by reference.

Equity Compensation Plan Information

The following table provides information as of December 31, 2009 regarding securities issued under our 2005 Equity Incentive Plan and 2008 Incentive Compensation Plan .

	Plan Category	Number of Securities to be Issued Upon Exercise of Outstanding Options, Warrants and Rights	Weighted-Average Exercise Price of Outstanding Options, Warrants and Rights	Number of Securities Remaining Available for Future Issuance Under Equity Compensation Plans (Excluding Securities Reflected in the Second Column)
	2008 Incentive			
Equity compensation plans approved by security holders	Compensation Plan ⁽¹⁾	8,009,981 ⁽³⁾	⁽⁴⁾	28,945,010
Equity compensation plans not approved by security holders	2005 Equity Incentive Plan ⁽²⁾	15,460,978 ⁽³⁾	⁽⁴⁾	3,450,260 ⁽⁵⁾
Total		23,470,959⁽³⁾		32,395,270

⁽¹⁾ Our 2008 Incentive Compensation Plan was approved by the stockholders of Lazard Ltd on May 6, 2008. The number of shares of Lazard Class A common stock available for issuance under the 2008 Incentive Compensation Plan is determined by a formula, which generally provides that the aggregate number of

Table of Contents

shares subject to outstanding awards under the 2008 Plan may not exceed 30% of the aggregate number of then-outstanding shares of Lazard Ltd Class A common stock (treating, for this purpose, the then-outstanding LAZ-MD Holdings exchangeable interests as shares of Lazard Ltd Class A common stock on an as-if-fully exchanged basis in accordance with the Master Separation Agreement).

- (2) Our 2005 Equity Incentive Plan was established prior to our equity public offering in May 2005 and, as a result, did not require approval by security holders.
- (3) Represents outstanding stock unit awards, after giving effect to forfeitures, as of December 31, 2009. As of that date, the only grants made under the 2005 Equity Incentive Plan and 2008 Incentive Compensation Plan have been in the form of stock unit awards. See Note 17 of Notes to Consolidated Financial Statements for a description of the plans.
- (4) Each stock unit awarded under our 2005 Equity Incentive Plan and 2008 Incentive Compensation Plan was granted at no cost to the persons receiving them and represents the contingent right to receive the equivalent number of shares of Class A common stock of the Company.
- (5) Gives effect to the number of securities remaining available for future issuance, after considering the impact of vested RSUs not delivered as a result of withholding taxes.

Item 13. Certain Relationships and Related Transactions, and Director Independence

Information regarding certain relationships and related transactions will be presented in Lazard Ltd's definitive proxy statement for its 2010 annual general meeting of shareholders, which will be held on April 27, 2010, and is incorporated herein by reference.

Item 14. Principal Accountant Fees and Services

Information regarding principal accountant fees and services will be presented in Lazard Ltd's definitive proxy statement for its 2010 annual general meeting of shareholders, which will be held on April 27, 2010, and is incorporated herein by reference.

PART IV

Item 15. Exhibits and Financial Statement Schedules

(a) Documents filed as part of this Report:

1. Consolidated Financial Statements

The consolidated financial statements required to be filed in the Annual Report on Form 10-K are listed on page F-1 hereof and in Part II, Item 8 hereof.

2. Financial Statement Schedule

The financial statement schedule required in the Annual Report on Form 10-K is listed on page F-1 hereof. The required schedule appears on pages F-2 through F-8 hereof.

3. Exhibits

- 2.1 Master Separation Agreement, dated as of May 10, 2005, by and among the Registrant, Lazard Group LLC, LAZ-MD Holdings LLC and LFCM Holdings LLC (incorporated by reference to Exhibit 2.1 to the Registrant's Quarterly Report (File No. 001-32492) on Form 10-Q filed on June 16, 2005).
- 2.2 Amendment No. 1, dated as of November 6, 2006, to the Master Separation Agreement, dated as of May 10, 2005, by and among the Registrant, Lazard Group LLC and LAZ-MD Holdings LLC (incorporated by reference to Exhibit 2.2 to the Registrant's Quarterly Report (File No. 001-32492) on Form 10-Q filed on November 7, 2006).
- 2.3 Second Amendment dated as of May 7, 2008, to the Master Separation Agreement dated as of May 10, 2005, as amended, by and among Lazard Ltd, Lazard Group LLC and LAZ-MD Holdings LLC (incorporated by reference to Exhibit 2.1 to the Registrant's Current Report on Form 8-K (File No. 001-32492) filed on May 8, 2008).
- 2.4 Class B-1 and Class C Members Transaction Agreement (incorporated by reference to Exhibit 2.2 to the Registrant's Registration Statement (File No. 333-121407) on Form S-1 filed on December 17, 2004).
- 3.1 Certificate of Incorporation and Memorandum of Association of the Registrant (incorporated by reference to Exhibit 3.1 to the Registrant's Registration Statement (File No. 333-121407) on Form S-1/A filed on March 21, 2005).
- 3.2 Certificate of Incorporation in Change of Name of the Registrant (incorporated by reference to Exhibit 3.2 to the Registrant's Registration Statement (File No. 333-121407) on Form S-1/A filed on March 21, 2005).
- 3.3 Amended and Restated Bye-Laws of Lazard Ltd (incorporated by reference to Exhibit 3.3 to the Registrant's Quarterly Report (File No. 001-32492) on Form 10-Q filed on June 16, 2005).
- 3.4 First Amendment to Amended and Restated Bye-Laws of Lazard Ltd (incorporated by reference to Exhibit 3.4 to the Registrant's Quarterly Report (File No. 001-32492) on Form 10-Q filed on May 9, 2008).
- 4.1 Form of Specimen Certificate for Class A common stock (incorporated by reference to Exhibit 4.1 to the Registrant's Registration Statement (File No. 333-121407) on Form S-1/A filed on April 11, 2005).
- 4.2 Indenture, dated as of May 10, 2005, by and between Lazard Group LLC and The Bank of New York, as Trustee (incorporated by reference to Exhibit 4.1 to Lazard Group LLC's Registration Statement (File No. 333-126751) on Form S-4 filed on July 21, 2005).
- 4.3 Amended and Restated Third Supplemental Indenture, dated as of May 15, 2008, by and among Lazard Group LLC and The Bank of New York, as trustee (and incorporated by reference to Exhibit 4.1 to the Registrants' Current Report on Form 8-K (Commission File No. 333-126751) filed on May 16, 2008).

Table of Contents

- 4.4 Fourth Supplemental Indenture, dated as of June 21, 2007, between Lazard Group LLC and The Bank of New York, as trustee (incorporated by reference to Exhibit 4.1 to the Registrant's Current Report on Form 8-K (File No. 001-32492) filed on June 22, 2007).
- 4.5 Form of Senior Note (included in Exhibit 4.3).
- 10.1 Amended and Restated Stockholders' Agreement, dated as of November 6, 2006, by and among LAZ-MD Holdings LLC, the Registrant and certain members of LAZ-MD Holdings LLC (incorporated by reference to Exhibit 10.1 to the Registrant's Quarterly Report (File No. 001-32492) on Form 10-Q filed on November 7, 2006).
- 10.2 First Amendment, dated as of May 7, 2008, to the Amended and Restated Stockholders' Agreement dated as of November 6, 2006, between LAZ-MD Holdings LLC and Lazard Ltd. (incorporated by reference to Exhibit 10.2 to the Registrant's Quarterly Report (File No. 001-32492) on Form 10-Q filed on May 9, 2008).
- 10.3 Operating Agreement of Lazard Group LLC, dated as of May 10, 2005 (incorporated by reference to Exhibit 10.2 to the Registrant's Quarterly Report (File No. 001-32492) on Form 10-Q filed on June 16, 2005).
- 10.4 Amendment No. 1 to the Operating Agreement of Lazard Group LLC, dated as of December 19, 2005 (incorporated by reference to Exhibit 3.01 to Lazard Group LLC's Current Report on Form 8-K (File No. 333-126751) filed on December 19, 2005).
- 10.5 Amendment No. 2, dated as of May 7, 2008, to the Operating Agreement of Lazard Group LLC, dated as of May 10, 2005 (incorporated by reference to Exhibit 10.3 to the Registrant's Current Report on Form 8-K (File No. 001-32492) filed on May 8, 2008).
- 10.6 Tax Receivable Agreement, dated as of May 10, 2005, by and among Ltd Sub A, Ltd Sub B and LFCM Holdings LLC (incorporated by reference to Exhibit 10.3 to the Registrant's Quarterly Report (File No. 001-32492) on Form 10-Q filed on June 16, 2005).
- 10.7 Employee Benefits Agreement, dated as of May 10, 2005, by and among the Registrant, Lazard Group LLC, LAZ-MD Holdings LLC and LFCM Holdings LLC (incorporated by reference to Exhibit 10.4 to the Registrant's Quarterly Report (File No. 001-32492) on Form 10-Q filed on June 16, 2005).
- 10.8 Insurance Matters Agreement, dated as of May 10, 2005, by and between Lazard Group LLC and LFCM Holdings LLC (incorporated by reference to Exhibit 10.5 to the Registrant's Quarterly Report (File No. 001-32492) on Form 10-Q filed on June 16, 2005).
- 10.9 License Agreement, dated as of May 10, 2005, by and among Lazard Strategic Coordination Company, LLC, Lazard Frères & Co. LLC, Lazard Frères S.A.S., Lazard & Co. Holdings Limited and LFCM Holdings LLC (incorporated by reference to Exhibit 10.6 to the Registrant's Quarterly Report (File No. 001-32492) on Form 10-Q filed on June 16, 2005).
- 10.10 Administrative Services Agreement, dated as of May 10, 2005, by and among LAZ-MD Holdings LLC, LFCM Holdings LLC and Lazard Group LLC (incorporated by reference to Exhibit 10.7 to the Registrant's Quarterly Report (File No. 001-32492) on Form 10-Q filed on June 16, 2005).
- 10.11 Business Alliance Agreement, dated as of May 10, 2005, by and between Lazard Group LLC and LFCM Holdings LLC (incorporated by reference to Exhibit 10.8 to the Registrant's Quarterly Report (File No. 001-32492) on Form 10-Q filed on June 16, 2005).
- 10.12 Amendment and Consent, dated February 9, 2009, to the Business Alliance Agreement, dated as of May 10, 2005, by and between Lazard Group LLC and LFCM Holdings LLC (incorporated by reference to Exhibit 10.12 to Registrant's Annual Report (File No. 001-32492) on Form 10-K filed on March 2, 2009).
- 10.13 Amended and Restated Operating Agreement of Lazard Strategic Coordination Company LLC, dated as of January 1, 2002 (incorporated by reference to Exhibit 10.16 to the Registrant's Registration Statement (File No. 333-121407) on Form S-1/A filed on February 11, 2005).

Table of Contents

- 10.14 Lease, dated as of January 27, 1994, by and between Rockefeller Center Properties and Lazard Frères & Co. LLC (incorporated by reference to Exhibit 10.19 to the Registrant's Registration Statement (File No. 333-121407) on Form S-1/A filed on February 11, 2005).
- 10.15 Lease with an Option to Purchase, dated as of July 11, 1990, by and between Sicomibail and Finabail and SCI du 121 Boulevard Hausmann (English translation) (incorporated by reference to Exhibit 10.20 to the Registrant's Registration Statement (File No. 333-121407) on Form S-1/A filed on February 11, 2005).
- 10.16 Occupational Lease, dated as of August 9, 2002, by and among Burford (Stratton) Nominee 1 Limited, Burford (Stratton) Nominee 2 Limited, Burford (Stratton) Limited, Lazard & Co., Limited and Lazard LLC (incorporated by reference to Exhibit 10.21 to the Registrant's Registration Statement (File No. 333-121407) on Form S-1/A filed on February 11, 2005).
- 10.17* 2005 Equity Incentive Plan (incorporated by reference to Exhibit 10.21 to the Registrant's Registration Statement (File No. 333-121407) on Form S-1/A filed on May 2, 2005).
- 10.18* Lazard Ltd's 2008 Incentive Compensation Plan (incorporated by reference to Annex B to the Registrant's Definitive Proxy Statement on Schedule 14A (File No. 001-32492) filed on March 24, 2008).
- 10.19* 2005 Bonus Plan (incorporated by reference to Exhibit 10.23 to the Registrant's Registration Statement (File No. 333-121407) on Form S-1/A filed on March 21, 2005).
- 10.20* Amended and Restated Agreement Relating to Retention and Noncompetition and Other Covenants, dated as of January 29, 2008, by and among Lazard Ltd, Lazard Group LLC and Bruce Wasserstein (incorporated by reference to Exhibit 10.1 to the Registrant's Current Report (File No. 001-32492) on Form 8-K filed on February 1, 2008).
- 10.21* Agreement Relating to Reorganization of Lazard, dated as of May 10, 2005, by and among Lazard LLC and Bruce Wasserstein (incorporated by reference to Exhibit 10.24 to the Registrant's Quarterly Report (File No. 001-32492) on Form 10-Q filed on June 16, 2005).
- 10.22* Amended and Restated Agreement Relating to Retention and Noncompetition and Other Covenants, dated as of May 7, 2008, by and among the Registrant, Lazard Group LLC and Steven J. Golub (incorporated by reference to Exhibit 10.1 to the Registrant's Current Report (File No. 001-32492) on Form 8-K filed on May 8, 2008).
- 10.23* Amendment No. 1, dated as of February 26, 2009, to the Amended and Restated Agreement Relating to Retention and Noncompetition and Other Covenants, dated as of May 7, 2008, by and among Lazard Ltd, Lazard Group LLC and Steven J. Golub (incorporated by reference to Exhibit 10.23 to Registrant's Annual Report (File No. 001-32492) on Form 10-K filed on March 2, 2009).
- 10.24* Form of Agreement Relating to Retention and Noncompetition and Other Covenants, dated as of May 4, 2005, applicable to, and related Schedule I for, each of Michael J. Castellano, Scott D. Hoffman and Charles G. Ward III (incorporated by reference to Exhibit 10.26 to the Registrant's Quarterly Report (File No. 001-32492) on Form 10-Q filed on June 16, 2005).
- 10.25* Form of First Amendment, dated as of May 7, 2008, to Agreement Relating to Retention and Noncompetition and Other Covenants, dated as of May 4, 2005, for each of Michael J. Castellano, Scott D. Hoffman and Charles G. Ward, III (incorporated by reference to Exhibit 10.2 to the Registrant's Current Report on Form 8-K (File No. 001-32492) filed on May 8, 2008).
- 10.26* Second Amendment, dated as of February 26, 2009, to the Agreement Relating to Retention and Noncompetition and Other Covenants, dated as of May 4, 2005 (as amended from time to time), for Michael J. Castellano (incorporated by reference to Exhibit 10.26 to Registrant's Annual Report (File No. 001-32492) on Form 10-K filed on March 2, 2009).

Table of Contents

- 10.27* Form of Agreements Relating to Retention and Noncompetition and Other Covenants (incorporated by reference to Exhibit 10.27 to the Registrant's Registration Statement (File No. 333-121407) on Form S-1/A filed on April 11, 2005).
- 10.28* Agreement Relating to Retention and Noncompetition and Other Covenants, dated as of October 4, 2004, by and between Lazard Group LLC and Alexander F. Stern (incorporated by reference to Exhibit 10.28 to Registrant's Annual Report (File No. 001-32492) on Form 10-K filed on March 2, 2009).
- 10.29* Agreement Relating to Retention and Noncompetition and Other Covenants, dated as of March 18, 2005, by and between Lazard Group LLC and Kenneth M. Jacobs.
- 10.30* Amended and Restated Letter Agreement, effective as of January 1, 2004, between Vernon E. Jordan, Jr. and Lazard Frères & Co. LLC (incorporated by reference to Exhibit 10.28 to the Registrant's Quarterly Report (File No. 001-32492) on Form 10-Q filed on June 16, 2005).
- 10.31* Acknowledgement Letter, dated as of November 6, 2006 from Lazard Group LLC to certain managing directors of Lazard Group LLC modifying the terms of the retention agreements of persons party to the Amended and Restated Stockholders' Agreement, dated as of November 6, 2006 (incorporated by reference to Exhibit 10.23 to the Registrant's Quarterly Report (File No. 001-32492) on Form 10-Q filed on November 7, 2006).
- 10.32 Letter Agreement, dated as of March 15, 2005, from IXIS Corporate and Investment Bank to Lazard LLC and Lazard Ltd (incorporated by reference to Exhibit 10.27 to the Registrant's Registration Statement (File No. 333-121407) on Form S-1/A filed on March 21, 2005).
- 10.33 Registration Rights Agreement, dated as of May 10, 2005, by and among Lazard Group Finance LLC, the Registrant, Lazard Group LLC and IXIS Corporate and Investment Bank (incorporated by reference to Exhibit 10.30 to the Registrant's Quarterly Report (File No. 001-32492) on Form 10-Q filed on June 16, 2005).
- 10.34 Letter Agreement, dated as of May 10, 2005, with Bruce Wasserstein family trusts (incorporated by reference to Exhibit 10.31 to the Registrant's Quarterly Report (File No. 001-32492) on Form 10-Q filed on June 16, 2005).
- 10.35 Senior Revolving Credit Agreement, dated as of May 10, 2005, among Lazard Group LLC, the Banks from time to time parties thereto, Citibank, N.A., The Bank of New York, New York Branch, JP Morgan Chase Bank, N.A. and JP Morgan Chase Bank, N.A., as Administrative Agent (incorporated by reference to Exhibit 10.32 to the Registrant's Quarterly Report (File No. 001-32492) on Form 10-Q filed on June 16, 2005).
- 10.36 First Amendment, dated as of March 28, 2006, to the Senior Revolving Credit Agreement, dated as of May 10, 2005, among Lazard Group LLC, the Banks from time to time parties thereto, Citibank, N.A., The Bank of New York, New York Branch, JP Morgan Chase Bank, N.A. and JP Morgan Chase Bank, N.A., as Administrative Agent (incorporated by reference to Exhibit 10.34 to Registrant's Quarterly Report (File No. 001-32492) on Form 10-Q filed on May 11, 2006).
- 10.37 Second Amendment, dated as of May 17, 2006, to the Senior Revolving Credit Agreement, dated as of May 10, 2005, among Lazard Group LLC, the Banks from time to time parties thereto, Citibank, N.A., The Bank of New York, New York Branch, JP Morgan Chase Bank, N.A. and JP Morgan Chase Bank, N.A., as Administrative Agent (incorporated by reference to Exhibit 10.1 to the Registrant's Current Report on Form 8-K (File No. 001-32492) filed on May 17, 2006).
- 10.38 Third Amendment, dated as of June 18, 2007, to the Senior Revolving Credit Agreement, dated as of May 10, 2005, among Lazard Group LLC, the Banks from time to time parties thereto, Citibank, N.A., The Bank of New York, New York Branch, JP Morgan Chase Bank, N.A. and JP Morgan Chase Bank, N.A., as Administrative Agent (incorporated by reference to Exhibit 10.1 to the Registrant's Current Report on Form 8-K (File No. 001-32492) filed on June 22, 2007).

Table of Contents

- 10.39* Description of Non-Executive Director Compensation (incorporated by reference to Exhibit 10.33 to the Registrant's Quarterly Report (File No. 001-32492) on Form 10-Q for the quarter ended June 30, 2005).
- 10.40* Form of Award Letter for Annual Grant of Deferred Stock Units to Non-Executive Directors (incorporated by reference to Exhibit 99.1 to the Registrant's Current Report on Form 8-K (File No. 001-32492) filed on September 8, 2005).
- 10.41* Form of Agreement evidencing a grant of Restricted Stock Units to Executive Officers under the Lazard Equity Incentive Plan (incorporated by reference to Exhibit 10.1 to the Registrant's Current Report on Form 8-K (File No. 001-32492) filed on January 26, 2006).
- 10.42* Form of Agreement evidencing a grant of Restricted Stock Units to Executive Officers under the 2008 Incentive Compensation Plan (incorporated by reference to Exhibit 10.41 to Registrant's Annual Report (File No. 001-32492) on Form 10-K filed on March 2, 2009).
- 10.43* Form of Agreement evidencing a grant of Deferred Cash Award to Executive Officers under the 2008 Incentive Compensation Plan (incorporated by reference to Exhibit 10.42 to Registrant's Annual Report (File No. 001-32492) on Form 10-K filed on March 2, 2009).
- 10.44 Termination Agreement, dated as of March 31, 2006, by and among Banca Intesa S.p.A., Lazard Group LLC and Lazard & Co. S.r.l. (incorporated by reference to Exhibit 10.1 to the Registrant's Current Report on Form 8-K (File No. 001-32492) filed on April 4, 2006).
- 10.45 Amended and Restated \$150 Million Subordinated Convertible Promissory Note due 2018, issued by Lazard Funding LLC to Banca Intesa S.p.A. (incorporated by reference to Exhibit 10.3 to the Registrant's Current Report on Form 8-K (File No. 001-32492) filed on May 17, 2006).
- 10.46 Amended and Restated Guaranty of Lazard Group LLC to Banca Intesa S.p.A., dated as of May 15, 2006 (incorporated by reference to Exhibit 10.4 to the Registrant's Current Report on Form 8-K (File No. 001-32492) filed on May 17, 2006).
- 10.47* Directors' Fee Deferral Unit Plan (incorporated by reference to Exhibit 10.39 to Registrant's Quarterly Report (File No. 001-32492) on Form 10-Q filed on May 11, 2006).
- 10.48* First Amended Form of Agreement evidencing a grant of Restricted Stock Units to Executive Officers under the Lazard 2005 Equity Incentive Plan (incorporated by reference to Exhibit 10.43 to Registrant's Annual Report (File No. 001-32492) on Form 10-K filed on March 1, 2007).
- 10.49 Agreement and Plan of Merger, dated as of August 14, 2008, by and among Lazard Ltd, LAZ Sub I, Lazard Asset Management LLC and Lazard Asset Management Limited (incorporated by reference to Exhibit 2.1 to the Registrant's Current Report on Form 8-K (File No. 001-32492) filed on August 15, 2008).
- 12.1 Computation of Ratio of Earnings to Fixed Charges.
- 21.1 Subsidiaries of Registrant.
- 23.1 Consent of Independent Registered Public Accounting Firm.
- 31.1 Rule 13a-14(a) Certification of Kenneth M. Jacobs.
- 31.2 Rule 13a-14(a) Certification of Michael J. Castellano.
- 32.1 Section 1350 Certification for Kenneth M. Jacobs.
- 32.2 Section 1350 Certification for Michael J. Castellano.

* Management contract or compensatory plan or arrangement.

Table of Contents

LAZARD LTD
INDEX TO FINANCIAL STATEMENTS AND FINANCIAL STATEMENT SCHEDULE
ITEMS 15 (a)(1) AND 15 (a)(2)

	<u>Page No.</u>
Management's Report on Internal Control Over Financial Reporting	77
Reports of Independent Registered Public Accounting Firm	78-79
Consolidated Financial Statements	
Consolidated Statements of Financial Condition as of December 31, 2009 and 2008	80
Consolidated Statements of Operations for the years ended December 31, 2009, 2008 and 2007	82
Consolidated Statements of Cash Flows for the years ended December 31, 2009, 2008 and 2007	83
Consolidated Statements of Changes in Stockholders' Equity (Deficiency) for the years ended December 31, 2009, 2008 and 2007	84
Notes to Consolidated Financial Statements	87
Supplemental Financial Information	
Quarterly Results	141
Financial Statement Schedule	
Schedule I—Condensed Financial Information of Registrant (Parent Company Only)	
Condensed Statements of Financial Condition as of December 31, 2009 and 2008	F-2
Condensed Statements of Operations for the years ended December 31, 2009, 2008 and 2007	F-3
Condensed Statements of Cash Flows for the years ended December 31, 2009, 2008 and 2007	F-4
Condensed Statements of Changes in Stockholders' Equity (Deficiency) for the years ended December 31, 2009, 2008 and 2007	F-5
Notes to Condensed Financial Statements	F-8
Schedules not listed above have been omitted because the information required to be set forth therein is not applicable or is shown in the consolidated financial statements or notes thereto.	

LAZARD LTD
 (parent company only)
CONDENSED STATEMENTS OF FINANCIAL CONDITION
DECEMBER 31, 2009 AND 2008
 (dollars in thousands, except per share data)

	December 31,	
	2009	2008
ASSETS		
Cash and cash equivalents	\$ 1,686	\$ 1,801
Investments in subsidiaries, equity method	(1,691,559)	(1,614,667)
Due from subsidiaries	2,045,899	1,863,571
Total assets	\$ 356,026	\$ 250,705
LIABILITIES AND STOCKHOLDERS' EQUITY		
Liabilities:		
Due to subsidiaries	\$ 382	\$ 46
Other liabilities	253	79
Total liabilities	635	125
Commitments and contingencies		
STOCKHOLDERS' EQUITY		
Preferred stock, par value \$.01 per share; 15,000,000 shares authorized:		
Series A—26,883 and 31,745 shares issued and outstanding at December 31, 2009 and 2008, respectively	—	—
Series B—no shares issued and outstanding	—	—
Common stock:		
Class A, par value \$.01 per share (500,000,000 shares authorized; 92,165,912 and 76,294,912 shares issued at December 31, 2009 and 2008, respectively, including shares held by a subsidiary as indicated below)	922	763
Class B, par value \$.01 per share (1 share authorized, issued and outstanding at December 31, 2009 and 2008)	—	—
Additional paid-in-capital	549,931	429,694
Retained earnings	52,726	221,410
Accumulated other comprehensive loss, net of tax	(57,048)	(79,435)
	546,531	572,432
Class A common stock held by a subsidiary, at cost (5,850,775 and 9,376,162 shares at December 31, 2009 and 2008, respectively)	(191,140)	(321,852)
Total stockholders' equity	355,391	250,580
Total liabilities and stockholders' equity	\$ 356,026	\$ 250,705

See notes to condensed financial statements.

LAZARD LTD
 (parent company only)
CONDENSED STATEMENTS OF OPERATIONS
FOR THE YEARS ENDED DECEMBER 31, 2009, 2008 AND 2007
 (dollars in thousands)

	Year Ended December 31,		
	2009	2008	2007
REVENUE			
Equity in earnings (losses) of subsidiaries	\$(193,493)	\$(50,044)	\$109,644
Interest income	64,884	54,714	46,607
Other	2	2	—
Total revenue	<u>(128,607)</u>	<u>4,672</u>	<u>156,251</u>
Interest expense	—	47	129
Net revenue	<u>(128,607)</u>	<u>4,625</u>	<u>156,122</u>
OPERATING EXPENSES			
Professional services	1,504	1,345	941
Other	131	142	139
Total operating expenses	<u>1,635</u>	<u>1,487</u>	<u>1,080</u>
NET INCOME (LOSS)	<u><u>\$(130,242)</u></u>	<u><u>\$ 3,138</u></u>	<u><u>\$155,042</u></u>

See notes to condensed financial statements.

LAZARD LTD
(parent company only)
CONDENSED STATEMENTS OF CASH FLOWS
FOR THE YEARS ENDED DECEMBER 31, 2009, 2008 AND 2007
(dollars in thousands)

	Year Ended December 31,		
	2009	2008	2007
CASH FLOWS FROM OPERATING ACTIVITIES:			
Net income (loss)	\$(130,242)	\$ 3,138	\$ 155,042
Adjustments to reconcile net income (loss) to net cash provided by (used in) operating activities:			
Noncash transactions in net income (loss):			
Equity in (earnings) losses of subsidiaries	193,493	50,044	(109,644)
Amortization of stock units	1,316	1,331	821
Changes in due to/from subsidiaries	(31,354)	(29,637)	(25,813)
Changes in other operating assets and liabilities	174	(130)	(1,988)
Net cash provided by operating activities	<u>33,387</u>	<u>24,746</u>	<u>18,418</u>
CASH FLOWS FROM FINANCING ACTIVITIES:			
Class A common stock dividends	(33,451)	(23,056)	(18,308)
Other financing activities	(51)	(12)	—
Net cash used in financing activities	<u>(33,502)</u>	<u>(23,068)</u>	<u>(18,308)</u>
Net increase (decrease) in cash and cash equivalents	(115)	1,678	110
Cash and cash equivalents, January 1	1,801	123	13
Cash and cash equivalents, December 31	<u>\$ 1,686</u>	<u>\$ 1,801</u>	<u>\$ 123</u>

See notes to condensed financial statements.

LAZARD LTD
(parent company only)
CONDENSED STATEMENTS OF CHANGES IN STOCKHOLDERS' EQUITY (DEFICIENCY)
FOR THE YEARS ENDED DECEMBER 31, 2009, 2008 AND 2007
(dollars in thousands)

	Preferred Stock				Common Stock	Additional Paid-in- Capital	Retained Earnings	Accumulated Other Comprehensive Income (Loss), Net of Tax	Class A Common Stock Held By A Subsidiary		Total Lazard Ltd Stockholders' Equity (Deficiency)			
	Series A		Series B						Shares(*)	Shares		Shares	Shares	(\$)
	Shares	\$	Shares	\$										
Balance - January 1, 2007	—	\$—	—	\$—	51,554,069	\$ 516	\$ (396,792)	\$ 114,387	\$ 32,494	115,000	\$ (4,179)	\$ (253,574)		
Adjustment to reclass noncontrolling interest deficit	—	—	—	—	—	—	152,868	—	(17,334)	—	—	135,534		
	—	—	—	—	51,554,069	516	(243,924)	114,387	15,160	115,000	(4,179)	(118,040)		
Comprehensive income (loss):														
Net income								155,042				155,042		
Other comprehensive income (loss) - net of tax:														
Currency translation adjustments									10,076			10,076		
Amortization of interest rate hedge									532			532		
Net unrealized loss on available-for-sale securities									(324)			(324)		
Employee benefit plans:														
Net actuarial loss									(1,663)			(1,663)		
Adjustment for items reclassified to earnings									(203)			(203)		
Comprehensive income												163,460		
Preferred stock and Class A common stock issued/issuable in connection with acquisitions and related amortization	36,607	—	277	—			53,559					53,559		
Issuances of Class A common stock in exchange for Lazard Group common membership interests					191,757	1	(1)					—		
Repurchase of common membership interests from LAZ-MD Holdings							(10,555)					(10,555)		
Amortization of stock units							51,453					51,453		
Dividend-equivalents							2,570	(2,570)				—		
Class A common stock dividends								(18,308)				(18,308)		
Purchase of Class A common stock										1,678,600	(68,052)	(68,052)		
Delivery of Class A common stock for settlement of vested RSUs							(2,956)			(80,754)	2,935	(21)		
Adjustment related to noncontrolling interest							30,816		147			30,963		
Balance - December 31, 2007	36,607	\$—	277	\$—	51,745,826	\$ 517	\$ (119,038)	\$ 248,551	\$ 23,725	1,712,846	\$(69,296)	\$ 84,459		

LAZARD LTD
 (parent company only)
CONDENSED STATEMENTS OF CHANGES IN STOCKHOLDERS' EQUITY (DEFICIENCY)
FOR THE YEARS ENDED DECEMBER 31, 2009, 2008 AND 2007—(Continued)
 (dollars in thousands)

	Preferred Stock						Additional Paid-in- Capital	Retained Earnings	Accumulated Other Comprehensive Income (Loss), Net of Tax	Class A Common Stock Held By A Subsidiary		Total Lazard Ltd Stockholders' Equity
	Series A		Series B		Common Stock					Shares	\$	
	Shares	\$	Shares	\$	Shares(*)	\$						
Balance – January 1, 2008	36,607	\$—	277	\$—	51,745,826	\$ 517	\$ (119,038)	\$ 248,551	\$ 23,725	1,712,846	\$ (69,296)	\$ 84,459
Comprehensive income (loss):												
Net income								3,138				3,138
Other comprehensive income (loss) - net of tax:												
Currency translation adjustments									(95,198)			(95,198)
Amortization of interest rate hedge									778			778
Available-for-sale securities:												
Net unrealized loss									(25,496)			(25,496)
Adjustment for items reclassified to earnings									3			3
Employee benefit plans:												
Net actuarial gain									8,834			8,834
Adjustment for items reclassified to earnings									77			77
Comprehensive loss												(107,864)
Class A common stock issued/issuable in connection with business acquisitions and related amortization					203,890	2	4,662					4,664
Conversion of Series A and Series B preferred stock issued in connection with prior year's business acquisition into Class A common stock	(4,862)	—	(277)	—	450,259	5	(5)					—
Class A common stock issuable in connection with LAM Merger and related amortization								64,512				64,512
Repurchase of common membership interests from LAZ-MD Holdings							(1,597)					(1,597)
Amortization of stock units							147,763					147,763
Dividend-equivalents							7,211	(7,223)				(12)
Class A common stock dividends								(23,056)				(23,056)
Purchase of Class A common stock										8,308,170	(277,064)	(277,064)
Delivery of Class A common stock for settlement of vested RSUs and DSUs							(29,024)			(644,854)	24,508	(4,516)
Class A common stock issued in connection with:												
Settlement of the purchase contracts forming part of the ESUs					14,582,750	146	272,930					273,076
Exchange for Lazard Group common membership interests, including in connection with secondary offering					9,312,188	93	(93)					—
Other							144					144
Adjustment related to noncontrolling interests							82,229		7,842			90,071
Balance – December 31, 2008	31,745	\$—	—	\$—	76,294,913	\$ 763	\$ 429,694	\$ 221,410	\$ (79,435)	9,376,162	\$(321,852)	\$ 250,580

LAZARD LTD
(parent company only)
CONDENSED STATEMENTS OF CHANGES IN STOCKHOLDERS' EQUITY (DEFICIENCY)
FOR THE YEARS ENDED DECEMBER 31, 2009, 2008 AND 2007—(Continued)
(dollars in thousands)

	Series A Preferred Stock		Common Stock		Additional	Retained Earnings	Accumulated Other Comprehensive	Class A Common Stock Held By A Subsidiary		Total Lazard Ltd Stockholders'
	Shares	\$	Shares(*)	\$	Paid-in-Capital		Loss, Net of Tax	Shares	\$	Equity
Balance – January 1, 2009	31,745	\$—	76,294,913	\$ 763	\$ 429,694	\$ 221,410	\$ (79,435)	9,376,162	\$(321,852)	\$ 250,580
Comprehensive income (loss):										
Net loss						(130,242)				(130,242)
Other comprehensive income (loss) - net of tax:										
Currency translation adjustments							37,355			37,355
Amortization of interest rate hedge							803			803
Available-for-sale securities:										
Net unrealized gain							20,575			20,575
Adjustment for items reclassified to earnings							945			945
Employee benefit plans:										
Prior service costs							(11,290)			(11,290)
Net actuarial loss							(13,573)			(13,573)
Adjustment for items reclassified to earnings							2,260			2,260
Comprehensive loss										(93,167)
Class A common stock issued/issuable in connection with business acquisitions and LAM Merger and related amortization			1,473,866		15	28,126				28,141
Conversion of Series A preferred stock into Class A common stock	(4,862)	—	479,732		5	(5)				—
Amortization of stock units						268,129				268,129
Dividend-equivalents						4,951	(4,991)			(40)
Class A common stock dividends							(33,451)			(33,451)
Purchase of Class A common stock								1,984,997	(50,479)	(50,479)
Delivery of Class A common stock for settlement of vested RSUs and DSUs						(194,670)		(5,510,384)	181,191	(13,479)
Repurchase of common membership interests from LAZ-MD Holdings						(9,900)				(9,900)
Class A common stock issued in exchange for Lazard Group common membership interests, including in connection with secondary offerings			13,917,402		139	(139)				—
Adjustments related to noncontrolling interests						23,745	(14,688)			9,057
Balance – December 31, 2009	26,883	\$—	92,165,913	\$ 922	\$ 549,931	\$ 52,726	\$ (57,048)	5,850,775	\$(191,140)	\$ 355,391

(*) Includes 51,745,825, 76,294,912 and 92,165,912 shares of the Company's Class A common stock issued at December 31, 2007, 2008 and 2009, respectively, and 1 share of the Company's Class B common stock at each such date.

See notes to condensed financial statements.

LAZARD LTD
(parent company only)
NOTES TO CONDENSED FINANCIAL STATEMENTS

I. BASIS OF PRESENTATION

The accompanying Lazard Ltd condensed financial statements (the “Parent Company Financial Statements”), including the notes thereto, should be read in conjunction with the consolidated financial statements of Lazard Ltd and its subsidiaries (“the Company”) and the notes thereto.

The Parent Company Financial Statements as of December 31, 2009 and 2008, and for each of the three years in the period ended December 31, 2009, are prepared in conformity with accounting principles generally accepted in the United States of America (“U.S. GAAP”), which require management to make estimates and assumptions that affect the reported amounts of assets and liabilities, revenue and expenses, and the disclosures in the condensed financial statements. Management believes that the estimates utilized in the preparation of the condensed financial statements are reasonable. Actual results could differ materially from these estimates.

The Parent Company Financial Statements include investments in subsidiaries, accounted for under the equity method.

Table of Contents

SIGNATURES

Pursuant to the requirements of Section 13 or 15(d) of the Securities Exchange Act of 1934, as amended, the Registrant has duly caused this Report to be signed on its behalf by the undersigned, thereunto duly authorized.

Dated: February 26, 2010

LAZARD LTD

By: /s/ Kenneth M. Jacobs

Kenneth M. Jacobs
Chairman and Chief Executive Officer

Pursuant to the requirements of the Securities Exchange Act of 1934, as amended, this Report has been signed below by the following persons on behalf of the Registrant in the capacities and on the dates indicated.

<u>Signature</u>	<u>Capacity</u>	<u>Date</u>
/s/ Kenneth M. Jacobs <hr/> Kenneth M. Jacobs	Chairman, Chief Executive Officer and Director (<i>Principal Executive Officer</i>)	February 26, 2010
/s/ Michael J. Castellano <hr/> Michael J. Castellano	Chief Financial Officer (<i>Principal Financial and Accounting Officer</i>)	February 26, 2010
/s/ Ronald J. Doerfler <hr/> Ronald J. Doerfler	Director	February 26, 2010
/s/ Laurent Mignon <hr/> Laurent Mignon	Director	February 26, 2010
/s/ Steven J. Heyer <hr/> Steven J. Heyer	Director	February 26, 2010
/s/ Sylvia Jay <hr/> Sylvia Jay	Director	February 26, 2010
/s/ Ellis Jones <hr/> Ellis Jones	Director	February 26, 2010
/s/ Vernon E. Jordan, Jr. <hr/> Vernon E. Jordan, Jr.	Director	February 26, 2010
/s/ Philip A. Laskawy <hr/> Philip A. Laskawy	Director	February 26, 2010

Table of Contents

<u>Signature</u>	<u>Capacity</u>	<u>Date</u>
/s/ Hal S. Scott _____ Hal S. Scott	Director	February 26, 2010
/s/ Michael J. Turner _____ Michael J. Turner	Director	February 26, 2010

AGREEMENT RELATING TO RETENTION AND
NONCOMPETITION AND OTHER COVENANTS

AGREEMENT, dated as of March 18, 2005 (this “Agreement”), by and between Lazard LLC, a Delaware limited liability company (“Lazard”), on its behalf and on behalf of its subsidiaries and affiliates (collectively with Lazard, and its and their predecessors and successors, the “Firm”), and Kenneth M. Jacobs (the “Executive”).

WHEREAS, as of the date hereof, the Executive is a “Managing Director” and a “Class A Member” of Lazard (each as defined in the Third Amended and Restated Operating Agreement of Lazard, dated as of January 1, 2002, as amended (as it may be amended from time to time, the “LLC Agreement”)); and

WHEREAS, pursuant to the LLC Agreement and the Goodwill Vesting Agreement and Acknowledgement between Lazard and the Executive (the “Goodwill Agreement,” and, together with the LLC Agreement, the “Current Agreements”), as a Class A Member, the Executive is subject to certain restrictions relating to competition and solicitation; and

WHEREAS, in connection with the Executive’s participation in the reorganization of Lazard (the “Reorganization”) currently expected to occur substantially on the terms and conditions described in Amendment No. 1 to the draft Registration Statement on Form S-1 (the “S-1”) dated February 11, 2005, as filed with the Securities and Exchange Commission, relating to the initial public offering (the “IPO”) and together with the Reorganization and the HoldCo Formation (as defined below), as each may be modified, adjusted or implemented after the date hereof, the “Transactions”) of shares of Class A common stock of Lazard Ltd, a Bermuda limited company (“PubliCo”), the Executive has agreed to enter into this Agreement with Lazard to set forth the Executive’s (1) understanding of the terms of the Transactions applicable to the Executive as a Class A Member (as defined in the LLC Agreement) and as a member of a newly formed Delaware limited liability company (“HoldCo”) to be formed in connection with the Reorganization and of the fact that the terms are in draft form and may be changed or altered after the date hereof (other than as expressly provided herein), and approval of the Transactions (including as such terms may be changed or altered), (2) continuing employment commitment in contemplation of the IPO and following the IPO (as provided in Section 3(a)) and (3) obligations in respect of keeping information concerning the Firm confidential, not engaging in competitive activities, not soliciting the Firm’s clients, not hiring the Firm’s employees, not disparaging the Firm or its directors, members or employees, and cooperating with the Firm in maintaining certain relationships, while employed by the Firm and following the termination of the Executive’s employment.

NOW, THEREFORE, in consideration of the premises contained herein and for other good and valuable consideration, the receipt and adequacy of which are hereby acknowledged, the Executive and Lazard hereby agree as follows:

1. Term. Subject to the final sentence of this Section 1, Section 10(c) and to Section 16(b), the “Term” of this Agreement shall commence as of the date hereof (the “Effective”

Date”) and shall continue indefinitely until terminated in accordance with this Section 1. Either party to this Agreement may terminate the Term (and the Executive’s employment) upon three months’ prior written notice to the other party; *provided, however*, that such notice (or pay in lieu of notice) shall not be required in the event of the termination of the Executive’s employment by reason of the Executive’s death or “disability” (within the meaning of the long-term disability plan of the Firm applicable to the Executive) (“Disability”) or by the Firm for Cause (as defined in Section 2(g)(iv)), may be waived by the Firm in the event of receipt of notice of a termination by the Executive or may, if the Firm wishes to terminate the Term with immediate effect, be satisfied by providing the Executive with his base salary during such three-month period in lieu of such notice. Notwithstanding that the Term commences as of the Effective Date, certain provisions of this Agreement shall not take effect until a later date, as specified herein. In addition, notwithstanding anything to the contrary contained herein, this Agreement shall terminate (i) on September 30, 2005, if the date of the closing of the IPO (the “IPO Date”) does not occur prior to September 30, 2005, or (ii) on such date earlier than September 30, 2005, if any, on which (A) the IPO is finally abandoned or terminated by Lazard or (B) the Purchase and Transaction Support Agreement among Lazard and certain holders of “Class B-1 Interests” and “Class C Interests” (each as defined in the LLC Agreement) terminates. Upon any such termination, this Agreement shall be of no further force and effect and the rights and obligations of the parties hereto shall be governed by the terms of the Current Agreements and any agreements or portions thereof that had otherwise been superseded by Section 16(a).

2. The Transactions .

(a) Participation in the Reorganization. The Executive hereby acknowledges that he has reviewed and understands the terms of the proposed Transactions and that such terms, including the structure of the Transactions, may be modified or otherwise altered by the Board of Directors of Lazard, an authorized committee thereof or the “Head of Lazard and Chairman of the Executive Committee” (as defined in the LLC Agreement) as such person(s) may determine in furtherance of the purposes underlying the Transactions. The Executive hereby covenants to execute and deliver such documents, consents and agreements as shall be necessary to effectuate each of the Transactions (as described in the S-1 or as such Transactions may be modified or altered in accordance with the foregoing sentence), including, without limitation, any amendments to the Current Agreements or this Agreement (solely to the extent such amendments are necessary to effectuate any such modifications and alterations to the Transactions and are not inconsistent with the intent and purpose of this Agreement and other than as set forth in the last sentence of this Section 2 (a)), a customary accredited investor representation letter, a HoldCo membership agreement and the stockholders’ agreement referred to in Section 2(f). Notwithstanding anything contained herein to the contrary, in no event shall the following provisions be modified in a manner that materially and adversely affects the following rights of the Executive as and to the extent set forth in such provisions of this Agreement: (i) Section 2(c) solely with respect to the vesting of the Class A-2 Interests and the corresponding Holdco Interests, (ii) Section 2(e) solely with respect to the timing of payment of the memo and other capital in Lazard, (iii) Section 2(g)(i) solely with respect to the last sentence thereof relating to the restrictive covenants applicable to the Exchangeable Interests, (iv) Section 2(g)(ii) solely with respect to the timing of exchangeability of the Exchangeable Interests, (v) Section 2(g)(iv) solely with respect to the definition of Cause and (vi) Schedule I.

(b) Formation of HoldCo. Effective upon the Reorganization and consummation of the mandatory sale of all “Interests” (as defined in the LLC Agreement) pursuant to Section 6.02(b) of the LLC Agreement (as the provisions of such Section 6.02(b) may be waived or modified) or otherwise (the “HoldCo Formation”), and provided that as of the effective time of the HoldCo Formation the Executive continues to be employed by the Firm, the Executive shall receive, in exchange for the Executive’s Class A Interests (as defined in the LLC Agreement) outstanding immediately prior to the HoldCo Formation, the percentage of membership interests in HoldCo set forth on Schedule I attached hereto (such percentage to be increased pro rata to reflect the redemption of Class B-1 Interests pursuant to the Reorganization) that have substantially the same rights, obligations and terms (including with respect to vesting) with respect to HoldCo pursuant to the HoldCo limited liability company operating agreement (the “HoldCo LLC Agreement”) and applicable law as those of the exchanged Class A Interests, except as provided herein, including in Sections 2(a) and 2(d), or except to the extent that any other changes, taken as a whole with any benefits provided, are not materially adverse to the Executive (such membership interests, the “HoldCo Interests”). The HoldCo LLC Agreement will include those terms set forth on Schedule II attached hereto, subject to the limitations set forth therein.

(c) Vesting of Class A-2 Interests (or the HoldCo Interests Corresponding to Such Class A-2 Interests). Subject to the consummation of the HoldCo Formation and subject to and effective upon the IPO Date, and provided that as of the IPO Date the Executive continues to be employed by the Firm (or has had his employment terminated by the Firm without “Cause” (as defined below) or on account of Disability or death), following the date hereof and prior to the IPO Date, the Class A-2 Interests (as defined in the LLC Agreement) (the “Class A-2 Interests”) held by the Executive as of the date hereof (or upon consummation of the Reorganization, the HoldCo Interests received by the Executive in the Reorganization that correspond to the Executive’s Class A-2 Interests as of the date hereof) that are not vested as of the IPO Date, shall become fully vested. Such vesting shall occur (i) in the case of a termination of employment prior to the IPO Date on the terms described above in this Section 2(c), on the date of such termination (provided that in the event that the IPO Date shall not occur as contemplated by this Agreement, such vesting shall be deemed not to have occurred, unless it is otherwise provided by the Current Agreements) or (ii) in any other case, on the IPO Date.

(d) Profits Interest Allocation. In connection with the Reorganization, subject to the consummation of the HoldCo Formation and subject to and effective upon the closing of the IPO, and provided that as of the IPO Date the Executive continues to be employed by HoldCo or one of its affiliates (including Lazard), the Executive shall become a member participating in the profits of HoldCo with a profit percentage in HoldCo of no less than the amount specified on Schedule I attached hereto (the “Profits Interest”) (such percentage to be increased pro rata to reflect the redemption of Class B-1 Interests pursuant to the Reorganization) having the rights, obligations and terms set forth in the HoldCo LLC Agreement so long as the Executive shall remain employed by the Firm. Subject to the provisions of the HoldCo LLC Agreement and the determination of the Board of Directors of HoldCo (the “HoldCo Board”), HoldCo shall make (i) distributions in respect of income taxes arising from such Profit Interests and (ii) from and after the third anniversary of the IPO Date distributions that are intended to be equivalent to the aggregate amount of dividends that the Executive (and, if applicable, the Executive’s “Entities” (as defined below)) would have received had the Executive (and, if applicable, the Executive’s Entities) exchanged such person’s “Exchangeable Interests” (as defined below) for

exchangeable membership interests in Lazard that were then immediately exchanged for “PubliCo Shares” (as defined below) effective as of the third anniversary of the IPO Date (with such amount of distributions, and such profit percentage, to be adjusted from time to time to reflect the actual exchange, in whole or in part, of such Exchangeable Interests).

(e) Treatment of Memo Capital and Other Capital. Upon the HoldCo Formation, HoldCo shall assume the obligations of Lazard for memo capital and other capital in Lazard, and the Executive hereby acknowledges such assumption and releases Lazard in full from such obligations. HoldCo shall distribute to the Executive amounts in respect of the Executive’s assumed memo capital in respect of Class A-1 capital and former Class A-1 capital, if any, in equal installments on the first, second, third and fourth anniversaries of the IPO Date, plus any interest accrued through each distribution date. The Executive further hereby agrees that all of his rights and title to and in any and all capital of HoldCo allocated with respect to any Exchangeable Interests which are exchanged for exchangeable membership interests in Lazard that are in turn exchanged for PubliCo Shares, and the related profits interests (other than, for the avoidance of doubt, the capital to be repaid in accordance with the immediately foregoing sentence), shall be forfeited without payment therefor, effective immediately upon the exchange of such Exchangeable Interests. This Section 2(e) supercedes and replaces any other agreements or understandings with respect to all capital of Lazard and HoldCo, other than in respect of earnings on such capital, which shall be continued in accordance with past practice.

(f) Stockholders’ Agreement. The Executive hereby agrees that all Exchangeable Interests and PubliCo Shares (as defined in Section 2(g)(i)) held by the Executive and the Executive’s Entities (including PubliCo Shares obtained pursuant to the exchange of Exchangeable Interests for exchangeable membership interests in Lazard which are then exchanged for PubliCo Shares) shall be subject to a stockholders’ agreement which shall provide, among other things, that the Executive (on behalf of himself and any “Entity” (as defined in Section 2(g)(ii)) to whom he has transferred any Class A-2 Interests (as defined in the LLC Agreement) or transfers any such Exchangeable Interests or PubliCo Shares) shall delegate to such person(s) or entity as is described in such agreement the right to vote PubliCo Shares held by the Executive or by any such Entity to whom he made such a transfer. The Executive hereby agrees to execute and deliver such stockholders’ agreement (or, in the case of any Entity, to cause the execution and delivery thereof) in accordance with the HoldCo LLC Agreement. The stockholders’ agreement will include those terms set forth on Schedule III attached hereto, subject to the limitations set forth therein.

(g) Exchangeable Interests.

(i) A portion of the HoldCo Interests received by the Executive pursuant to Section 2(b) equal in percentage to the Executive’s Lazard Class A-2 Interests as of the IPO Date as adjusted in the same manner as all other Lazard Class A-2 Interests in connection with the HoldCo Formation (such portion, the “Exchangeable Interests”) shall be exchangeable, on the terms set forth in this Section 2(g) and the HoldCo LLC Agreement, for membership interests in Lazard that are in turn exchangeable for shares of Class A common stock of PubliCo (“PubliCo Shares”), such exchange to be accomplished in each case by HoldCo distributing to the Executive (in exchange for the appropriate portion of the Executive’s Exchangeable

Interests) the corresponding portion of HoldCo's applicable ownership interest in Lazard and causing PubliCo to issue the PubliCo Shares to the Executive in exchange for such distributed ownership interest in Lazard (or such other structure as may be reflected in the Holdco LLC Agreement and documents ancillary thereto which provide for a similar exchange, directly or indirectly, of Exchangeable Interests for PubliCo Shares). The documents reflecting the Exchangeable Interests shall contain the restrictive covenants set forth in the HoldCo LLC Agreement addressing the subject matter of the Covenants, which covenants shall be consistent with, and no more restrictive on the Executive than those contained in this Agreement. The Executive's Exchangeable Interests shall not be subject to reduction for any reason.

(ii) Subject to the provisions of the HoldCo LLC Agreement, the Exchangeable Interests may be exchanged for exchangeable membership interests in Lazard that are in turn exchangeable for PubliCo Shares as described above, at the Executive's election, on and after the eighth anniversary of the IPO Date; *provided, however*, that (A) if the Executive remains employed by the Firm through the third anniversary of the IPO Date, the Executive's Exchangeable Interests (and any Exchangeable Interests held by any trust or any entity that is wholly-owned by the Executive or of which the entire ownership or beneficial interests are held by any combination of the Executive and his spouse, parents, and any of their descendants by lineage or adoption (an "Entity")), may be exchanged for exchangeable membership interests in Lazard that are in turn exchangeable for PubliCo Shares, in whole or in part, at the Executive's (or, if applicable, such Entity's) election, in three equal installments on and after each of the third, fourth and fifth anniversaries of the IPO Date, provided that each such installment may be exchanged only if the Executive has complied with the Covenants (as defined in Section 10), and (B) if the Executive remains employed by the Firm through the second anniversary of the IPO Date (but not through the third anniversary of the IPO Date), the Executive's Exchangeable Interests may be exchanged, in whole or in part, at the Executive's (or, if applicable, such Entity's) election, in three equal installments on and after each of the fourth, fifth and sixth anniversaries of the IPO Date, provided that each such installment may be exchanged only if the Executive has complied with the Covenants. Notwithstanding the above, (w) if the Executive's employment is terminated by the Firm without "Cause" (as defined below) or by reason of the Executive's Disability prior to the third anniversary of the IPO Date, the Executive's Exchangeable Interests may be exchanged as if the Executive had remained employed on the third anniversary of the IPO Date and complied with the requirements of clause (A) above (i.e., the Executive may exchange his Exchangeable Interests on the third, fourth and fifth anniversaries of the IPO Date as described in clause (A) above, provided that each such installment may be exchanged only if the Executive has complied with the Covenants); (x) if the Executive's employment is terminated by reason of the Executive's death (1) prior to or on the second anniversary of the IPO Date, the Executive's Exchangeable Interests shall, at the election of the Firm, either (A) become exchangeable in full no later than the first anniversary of such death or (B) be purchased by HoldCo at the trading price of PubliCo Shares on the date of such repurchase no later than the first anniversary of such death or (2) subsequent to the second anniversary of the IPO Date but prior to the fourth anniversary

of the IPO Date, the Executive's Exchangeable Interests may, to the extent not previously exchanged, be exchangeable in full on the later of (A) the third anniversary of the IPO Date and (B) the anniversary of the IPO Date next following such death; (y) if following the IPO Date and prior to the third anniversary of the IPO Date, the Executive's employment terminates due to his Retirement (defined as the voluntary resignation by the Executive on or after the date he attains age 65 or attains age 55 and has at least ten years of continuous service as a managing director of Lazard or one of its affiliates) and thereafter the Executive dies, the Executive's Exchangeable Interests shall be treated as set forth in clause (x) of this Section, provided that the Covenants have been complied with since his retirement without regard to the time limits set forth therein; and (z) in the event of a "Change of Control" (as defined in the HoldCo LLC Agreement), the Executive's Exchangeable Interests shall be exchanged prior to the occurrence of such event at a time and in a fashion designed to allow the Executive to participate in the Change of Control transaction on a basis no less favorable (prior to any applicable taxes) than that applicable to holders of PubliCo Shares.

(iii) Prior to the applicable exchange date and as a condition to the exchange of the Exchangeable Interests for PubliCo Shares, the Executive shall have entered into a stockholders' agreement, as described in Section 2(f), and otherwise complied in all material respects with the terms of the HoldCo LLC Agreement applicable to such exchange. Each of HoldCo and PubliCo shall have the right to require the exchange of all or part of the Executive's Exchangeable Interests for PubliCo Shares during the period beginning on the ninth anniversary of the IPO Date and ending 30 days after such anniversary.

(iv) For purposes of this Agreement, "Cause" shall mean: (A) conviction of the Executive of, or a guilty or *nolo contendere* plea (or the equivalent in a non-United States jurisdiction) by the Executive to, a felony (or the equivalent in a non-United States jurisdiction), or of any other crime that legally prohibits the Executive from working for the Firm; (B) breach by the Executive of a regulatory rule that materially adversely affects the Executive's ability to perform his duties to the Firm; (C) willful and deliberate failure on the part of the Executive (i) to perform his employment duties in any material respect or (ii) to follow specific reasonable directions received from the Firm, in each case following written notice to the Executive of such failure and, if such failure is curable, the Executive's failing to cure such failure within a reasonable time (but in no event less than 30 days); or (D) a breach of the Covenants that is (individually or combined with other such breaches) demonstrably and materially injurious to Lazard or any of its affiliates. Notwithstanding the foregoing, with respect to the events described in clauses (B) and (C)(i) hereof, the Executive's acts or failure to act shall not constitute Cause to the extent taken (or not taken) based upon the direct instructions of the Head of Lazard (or after the IPO Date, the Chief Executive Officer of PubliCo (the "CEO")) or a senior executive officer of Lazard.

(h) Registration; Dilution. The definitive agreements relating to the Transactions will contain (i) provisions obligating PubliCo to file a registration statement with the U.S. Securities and Exchange Commission in order to register the reoffer and resale of the PubliCo Shares on and following the exchange of the Exchangeable Interests, subject to customary blackout provisions and other customary restrictions, and obligating PubliCo to use reasonable efforts to list such PubliCo Shares on the New York Stock Exchange, and (ii) customary antidilution and corporate event adjustment protections (consistent with adjustments applicable to PubliCo Shares) with respect to the Exchangeable Interests and the Exchangeable Interests' exchange rights into PubliCo Shares.

(i) Cooperation With Respect to Taxes. Lazard shall use its reasonable efforts to structure the Transactions in a manner that does not result in any material tax to the Executive (that the Executive would not have incurred in the absence of the Transactions) upon the exchange of the Class A-2 Interests into Exchangeable Interests or other exchange of Class A-2 Interests into HoldCo Interests, it being understood that this shall not be a commitment to maintain the current tax treatment or benefits applicable to the Executive.

(j) HoldCo Governance Structure. Lazard shall use its reasonable efforts to structure the HoldCo governance terms with a view to permitting it to perform its obligations under this Agreement, including, without limitation, with respect to making the distributions and payments provided for in Sections 2(d) and (e) and permitting and effecting the exchange of the Exchangeable Interests for PubliCo Shares in the manner and at the times contemplated by Section 2(g).

3. Continued Employment. (a) Employment. The Executive hereby agrees to continue in the employ of the Firm, subject to the terms and conditions of this Agreement. In that regard, the Executive is committed to remaining in the employ of the Firm through the IPO Date and for at least two years following the IPO Date. Lazard acknowledges that this Section 3(a) is not legally binding or enforceable, nor is this Section 3(a) consideration for any right or benefit under this Agreement.

(b) Duties and Responsibilities; Code of Conduct. During the Term, the Executive shall serve as a Managing Director of Lazard or one of its affiliates (including, but not limited to, HoldCo or PubliCo), with such duties and responsibilities as the Head of Lazard (or after the IPO Date, the CEO) may from time to time determine, and, other than in respect of charitable, educational and similar activities which do not materially affect the Executive's duties to the Firm (or in respect of directorships, trusteeships, or similar posts, in each case, that are approved by the head of the Lazard house at which the Executive serves as a Managing Director) shall devote his entire working time, labor, skill and energies to the business and affairs of the Firm. During the Term, the Executive shall comply with the Firm's professional code of conduct as in effect from time to time and shall execute on an annual basis and at such additional times as the Firm may reasonably request such code as set forth in the Firm's "Professional Conduct Manual" or other applicable manual or handbook of the Firm as in effect from time to time and applicable to other managing directors in the same geographic location as the Executive.

(c) Compensation.

(i) Base Salary. During the portion of the Term commencing on the IPO Date, subject to the Executive's continued employment hereunder, the Executive shall be paid an annualized base salary in the amount of the Executive's base salary as in effect on the date hereof, payable in the same manner as other managing directors in the same geographic location are paid. The Executive's base salary shall be subject to annual review and increase, but not decrease, unless such decrease is in line with an across-the-board base salary decrease to all managing directors in the same geographic location as the Executive.

(ii) Annual Bonus. During the portion of the Term commencing on the IPO Date, subject to the Executive's continued employment hereunder through the date of payment, the Executive may be awarded an annual bonus in an amount determined in the sole discretion of the CEO (subject to approval of the Board of Directors, or a committee of the Board of Directors, of PubliCo to the extent required by law, the rules of any stock exchange or stock trading system to which PubliCo is subject, or corporate governance procedures established by the PubliCo Board of Directors). A portion of any such annual bonus may be satisfied in the form of equity compensation which may be subject to vesting conditions and/or restrictive covenants (it being understood that the sole remedy for violation of any such restrictive covenants shall be forfeiture of such equity compensation and/or recapture of previous gains in respect of such equity compensation and that, notwithstanding Section 11(b), money damages shall not be an available remedy).

(iii) Long-term Incentive Compensation. During the portion of the Term commencing on the second anniversary of the IPO Date, subject to the Executive's continued employment hereunder, the Executive shall be eligible to participate in any equity incentive plan for executives of the Firm as may be in effect from time to time, in accordance with the terms of any such plan.

(iv) Employee Benefit Plans. During the portion of the Term commencing on the IPO Date, subject to the Executive's continued employment hereunder, the Executive shall be eligible to participate in the employee retirement and welfare benefit plans and programs of the type made available to the Firm's managing directors generally, in accordance with their terms and as such plans and programs may be in effect from time to time, including, without limitation, savings, profit-sharing and other retirement plans or programs, 401(k), medical, dental, flexible spending account, hospitalization, short-term and long-term disability and life insurance plans.

(d) At-Will Employment; No Severance. The Executive's employment hereunder shall be at-will and not for a definite period or duration. Subject to the Executive's right to continue to receive his base salary during the three-month notice period (to the extent not waived by the Firm) provided in Section 1, the Executive shall not be entitled under this Agreement to any severance payments or benefits or, in the absence of a breach of this Agreement by the Firm, any other damages under this Agreement upon termination of the Term or his employment with the Firm for any reason.

4. Confidential Information. In the course of involvement in the Firm's activities or otherwise, the Executive has obtained or may obtain confidential information concerning the Firm's businesses, strategies, operations, financial affairs, organizational and personnel matters (including information regarding any aspect of the Executive's tenure as a managing director, member, partner or employee of the Firm or of the termination of such position, partnership or employment), policies, procedures and other non-public matters, or concerning those of third parties. The Executive shall not at any time (whether during or after the Executive's employment with the Firm) disclose or use for the Executive's own benefit or purposes or the benefit or purposes of any other person, firm, partnership, joint venture, association, corporation or other business organization, entity or enterprise other than the Firm, any trade secrets, information, data, or other confidential or proprietary information relating to customers, development programs, costs, marketing, trading, investment, sales activities, promotion, credit and financial data, financing methods, plans, or the business and affairs of the Firm, provided that the foregoing shall not apply to information which is not unique to the Firm or which is generally known to the industry or the public other than as a result of the Executive's breach of this covenant or as required pursuant to an order of a court, governmental agency or other authorized tribunal. The Executive agrees that upon termination of the Executive's employment with the Firm for any reason, the Executive or, in the event of the Executive's death, the Executive's heirs or estate at the request of the Firm, shall return to the Firm immediately all memoranda, books, papers, plans, information, letters and other data, and all copies thereof or therefrom, in any way relating to the business of the Firm, except that the Executive (or the Executive's heirs or estate) may retain personal notes, notebooks and diaries. The Executive further agrees that the Executive shall not retain or use for the Executive's account at any time any trade names, trademark or other proprietary business designation used or owned in connection with the businesses of the Firm. Without limiting the foregoing, the existence of, and any information concerning, any dispute between the Executive and the Firm shall be subject to the terms of this Section 4, except that the Executive may disclose information concerning such dispute to the arbitrator or court that is considering such dispute, and to the Executive's legal counsel, spouse or domestic partner, and tax and financial advisors (provided that such persons agree not to disclose any such information other than as necessary to the prosecution or defense of the dispute).

5. Noncompetition. (a) The Executive acknowledges and recognizes the highly competitive nature of the businesses of the Firm. The Executive further acknowledges and agrees that in connection with the Reorganization, and in the course of the Executive's subsequent employment with the Firm, the Executive has been and shall be provided with access to sensitive and proprietary information about the clients, prospective clients, knowledge capital and business practices of the Firm, and has been and shall be provided with the opportunity to develop relationships with clients, prospective clients, consultants, employees, representatives and other agents of the Firm, and the Executive further acknowledges that such proprietary information and relationships are extremely valuable assets in which the Firm has invested and shall continue to invest substantial time, effort and expense. As a Managing Director and Class A Member of Lazard, the Executive is currently bound by certain restrictive covenants, including a noncompetition restriction, pursuant to the terms of the Goodwill Agreement. Accordingly, the Executive hereby reaffirms and agrees that while employed by the Firm and thereafter until (i) three months after the Executive's date of termination of employment for any reason other than a termination by the Firm without Cause or (ii) one month after the date of the Executive's termination by the Firm without Cause (in either case, the date of termination, the "Date of Termination," and such period, the "Noncompete Restriction Period"), the Executive shall not, directly or indirectly, on the Executive's behalf or on behalf of any other person, firm, corporation, association

or other entity, as an employee, director, advisor, partner, consultant or otherwise, engage in a "Competing Activity," or acquire or maintain any ownership interest in, a "Competitive Enterprise." For purposes of this Agreement, (i) "Competing Activity" means the providing of services or performance of activities for a Competitive Enterprise in a line of business that is similar to any line of business to which the Executive provided services to the Firm in a capacity that is similar to the capacity in which the Executive acted for the Firm while employed by the Firm, and (ii) "Competitive Enterprise" shall mean a business (or business unit) that (A) engages in any activity or (B) owns or controls a significant interest in any entity that engages in any activity, that in either case, competes anywhere with any activity in which the Firm is engaged up to and including the Executive's Date of Termination. Notwithstanding anything to the contrary in this Section 5, the foregoing provisions of this Section 5 shall not prohibit the Executive's providing services to an entity having a stand-alone business unit which unit would, if considered separately for purposes of the definition of "Competitive Enterprise" hereunder, constitute such a Competitive Enterprise, provided the Executive is not providing services to such business unit and provided further that employment in a senior executive capacity of the business unit shall be deemed to be engaging in a Competitive Activity. Further, notwithstanding anything in this Section 5, the Executive shall not be considered to be in violation of this Section 5 solely by reason of owning, directly or indirectly, any stock or other securities of a Competitive Enterprise (or comparable interest, including a voting or profit participation interest, in any such Competitive Enterprise) if the Executive's interest does not exceed 5% of the outstanding capital stock of such Competitive Enterprise (or comparable interest, including a voting or profit participation interest, in such Competitive Enterprise).

(b) The Executive acknowledges that the Firm is engaged in business throughout the world. Accordingly, and in view of the nature of the Executive's position and responsibilities, the Executive agrees that the provisions of this Section 5 shall be applicable to each jurisdiction, foreign country, state, possession or territory in which the Firm may be engaged in business while the Executive is employed by the Firm.

6. Nonsolicitation of Clients. The Executive hereby agrees that during the Noncompete Restricted Period, the Executive shall not, in any manner, directly or indirectly, (a) Solicit a Client to transact business with a Competitive Enterprise or to reduce or refrain from doing any business with the Firm, to the extent the Executive is soliciting a Client to provide them with services that would be considered a Competing Activity if such services were provided by the Executive, or (b) interfere with or damage (or attempt to interfere with or damage) any relationship between the Firm and a Client. For purposes of this Agreement, the term "Solicit" means any direct or indirect communication of any kind whatsoever, regardless of by whom initiated, inviting, advising, persuading, encouraging or requesting any person or entity, in any manner, to take or refrain from taking any action, and the term "Client" means any client or prospective client of the Firm to whom the Executive provided services, or for whom the Executive transacted business, or whose identity became known to the Executive in connection with the Executive's relationship with or employment by the Firm, whether or not the Firm has been engaged by such Client pursuant to a written agreement; provided that an entity which is not a client of the Firm shall be considered a "prospective client" for purposes of this sentence only if the Firm made a presentation or written proposal to such entity during the 12-month period preceding the Date of Termination or was preparing to make such a presentation or proposal at the time of the Date of Termination.

7. No Hire of Employees. The Executive hereby agrees that while employed by the Firm and thereafter until six - months after the Executive's Date of Termination (the "No Hire Restriction Period"), the Executive shall not, directly or indirectly, for himself or on behalf of any third party at any time in any manner, Solicit, hire, or otherwise cause any employee who is at the associate level or above, officer or agent of the Firm to apply for, or accept employment with, any Competitive Enterprise, or to otherwise refrain from rendering services to the Firm or to terminate his or her relationship, contractual or otherwise, with the Firm, other than in response to a general advertisement or public solicitation not directed specifically to employees of the Firm.

8. Nondisparagement: Transfer of Client Relationships. The Executive shall not at any time (whether during or after the Executive's employment with the Firm), and shall instruct his spouse, domestic partner, parents, and any of their lineal descendants (it being agreed that in any dispute between the parties regarding whether the Executive breached such obligation to instruct, the Firm shall bear the burden of demonstrating that the Executive breached such obligation) not to, make any comments or statements to the press, employees of the Firm, any individual or entity with whom the Firm has a business relationship or any other person, if such comment or statement is disparaging to the Firm, its reputation, any of its affiliates or any of its current or former officers, members or directors, except for truthful statements as may be required by law. During the period commencing on the Executive's Date of Termination and ending 90 days thereafter, the Executive hereby agrees to take all actions and do all such things as may be reasonably requested by the Firm from time to time to maintain for the Firm the business, goodwill, and business relationships with any of the Firm's Clients with whom the Executive worked during the term of the Executive's employment, provided that such actions and things do not materially interfere with other employment of the Executive.

9. Notice of Termination Required. Pursuant to Section 1, the Executive has agreed to provide three months' written notice to the Firm prior to his termination of employment. The Executive hereby agrees that, if, during the three-month period after the Executive has provided notice of termination to the Firm or prior thereto, the Executive enters (or has entered into) a written agreement to perform Competing Activities for a Competitive Enterprise, such action shall be deemed a violation of Section 5.

10. Covenants Generally. (a) The Executive's covenants as set forth in Sections 4 through 9 of this Agreement are from time to time referred to herein as the "Covenants." If any of the Covenants is finally held to be invalid, illegal or unenforceable (whether in whole or in part), such Covenant shall be deemed modified to the extent, but only to the extent, of such invalidity, illegality or unenforceability and the remaining such Covenants shall not be affected thereby; *provided, however*, that if any of such Covenants is finally held to be invalid, illegal or unenforceable because it exceeds the maximum scope determined to be acceptable to permit such provision to be enforceable, such Covenant shall be deemed to be modified to the minimum extent necessary to modify such scope in order to make such provision enforceable hereunder.

(b) The Executive acknowledges that the Executive's compliance with the Covenants is an important factor to the continued success of the Firm's operations and its future prospects. The Executive further acknowledges the importance to the Firm of his continued employment during the period prior to and following the IPO Date and of his not competing or

otherwise interfering with the Firm during such period. The Executive understands that the provisions of the Covenants may limit the Executive's ability to work in a business similar to the business of the Firm; *however*, the Executive agrees that in light of the Executive's education, skills, abilities and financial resources, the Executive shall not assert, and it shall not be relevant nor admissible as evidence in any dispute arising in respect of the Covenants, that any provisions of the Covenants prevent the Executive from earning a living. In connection with the enforcement of or any dispute arising in connection with the Covenants, the wishes or preferences of a Client or prospective Client of the Firm as to who shall perform its services, or the fact that the Client or prospective Client of the Firm may also be a Client of a third party with whom the Executive is or becomes associated, shall neither be relevant nor admissible as evidence. The Executive hereby agrees that prior to accepting employment with any other person or entity during his employment with the Firm or during the Noncompete Restriction Period or the No Hire Restriction Period, the Executive shall provide such prospective employer with written notice of the provisions of this Agreement, with a copy of such notice delivered no later than the date of the Executive's commencement of such employment with such prospective employer, to the General Counsel of Lazard or HoldCo, as the case may be.

(c) The provisions of Sections 4 through 11 shall remain in full force and effect from the date hereof through the expiration of the period specified therein notwithstanding the earlier termination of the Term or the Executive's employment.

11. Remedies. (a) Forfeiture of Class A-2 Interests upon a Breach of the Covenants Prior to the IPO Date. If, during the period from the date hereof through the IPO Date, the Executive breaches any of the Covenants set forth in Section 5, 6 or 7 in any respect or breaches any other Covenant in a material respect, the Executive shall be required to forfeit (i) all unvested Class A-2 Interests, plus (ii) if the Executive has violated the Goodwill Agreement, all vested Class A-2 Interests (such forfeitures, the "Pre-IPO Damages"). The Executive and Lazard agree that the Pre-IPO Damages are reasonable in proportion to the probable damages likely to be sustained by the Firm if the Executive breaches the Covenants, that the amount of actual damages to be sustained by the Firm in the event of such breach is incapable of precise estimation, that such forfeiture of interests is not intended to constitute a penalty or punitive damages for any purposes, and that the forfeiture of such interests by the Executive would not result in severe economic hardship for the Executive and his family. The Executive further agrees that satisfaction of any Pre-IPO Damages as set forth in this Section 11(a) shall not, in any manner, relieve the Executive of any future obligations to abide by the Covenants.

(b) Other Remedies. The Firm and the Executive acknowledge that the time, scope, geographic area and other provisions of the Covenants have been specifically negotiated by sophisticated commercial parties and agree that all such provisions are reasonable under the circumstances of the activities contemplated by this Agreement. The Executive acknowledges and agrees that the terms of the Covenants: (i) are reasonable in light of all of the circumstances, (ii) are sufficiently limited to protect the legitimate interests of the Firm, (iii) impose no undue hardship on the Executive and (iv) are not injurious to the public. The Executive further acknowledges and agrees that the Executive's breach of the Covenants will cause the Firm irreparable harm, which cannot be adequately compensated by money damages. The Executive also agrees that the Firm shall be entitled to injunctive relief for any actual or threatened violation of any of the Covenants in addition to any other remedies it may have, including

money damages. The Executive acknowledges and agrees that any such injunctive relief or other remedies (including the Pre-IPO Damages) shall be in addition to, and not in lieu of, any forfeitures of awards (required pursuant to the terms of any such awards) that may be granted to the Executive in the future under one or more of the Firm's compensation and benefit plans.

12. Arbitration. Subject to the provisions of Sections 13 and 14, any dispute, controversy or claim between the Executive and the Firm on or subsequent to the IPO Date arising out of or relating to or concerning the provisions of this Agreement, any agreement between the Executive and the Firm relating to or arising out of the Executive's employment with the Firm or otherwise concerning any rights, obligations or other aspects of the Executive's employment relationship in respect of the Firm ("Employment Related Matters"), shall be finally settled by arbitration in New York City before, and in accordance with the rules then obtaining of, the New York Stock Exchange, Inc. (the "NYSE") or, if the NYSE declines to arbitrate the matter, the American Arbitration Association (the "AAA") in accordance with the commercial arbitration rules of the AAA. Prior to the IPO Date, any such dispute shall be resolved in accordance with the provisions of Section 9.04 of the LLC Agreement.

13. Injunctive Relief; Submission to Jurisdiction. Notwithstanding the provisions of Section 12, and in addition to its right to submit any dispute or controversy to arbitration, the Firm may bring an action or special proceeding in a state or federal court of competent jurisdiction sitting in the City of New York, whether or not an arbitration proceeding has theretofore been or is ever initiated, for the purpose of temporarily, preliminarily, or permanently enforcing the provisions of the Covenants, or to enforce an arbitration award, and, for the purposes of this Section 13, the Executive (a) expressly consents to the application of Section 14 to any such action or proceeding, (b) agrees that proof shall not be required that monetary damages for breach of the provisions of the Covenants or this Agreement would be difficult to calculate and that remedies at law would be inadequate, and (c) irrevocably appoints the General Counsel of Lazard as the Executive's agent for service of process in connection with any such action or proceeding, who shall promptly advise the Executive of any such service of process.

14. Choice of Forum. (a) THE EXECUTIVE AND THE FIRM HEREBY IRREVOCABLY SUBMIT TO THE EXCLUSIVE JURISDICTION OF ANY STATE OR FEDERAL COURT LOCATED IN THE CITY OF NEW YORK OVER ANY SUIT, ACTION OR PROCEEDING ARISING OUT OF OR RELATING TO OR CONCERNING THIS AGREEMENT OR ANY EMPLOYMENT RELATED MATTERS THAT IS NOT OTHERWISE REQUIRED TO BE ARBITRATED OR RESOLVED ACCORDING TO THE PROVISIONS OF SECTION 12. This includes any suit, action or proceeding to compel arbitration or to enforce an arbitration award. This also includes any suit, action, or proceeding arising out of or relating to any post-employment Employment Related Matters. The Executive and the Firm acknowledge that the forum designated by this Section 14 has a reasonable relation to this Agreement, and to the Executive's relationship to the Firm. Notwithstanding the foregoing, nothing herein shall preclude the Firm or the Executive from bringing any action or proceeding in any other court for the purpose of enforcing the provisions of Sections 13, 14 or 15.

(b) The agreement of the Executive and the Firm as to forum is independent of the law that may be applied in the action, and the Executive and the Firm agree to such forum even if the forum may under applicable law choose to apply non-forum law. The

Executive and the Firm hereby waive, to the fullest extent permitted by applicable law, any objection which the Executive or the Firm now or hereafter may have to personal jurisdiction or to the laying of venue of any such suit, action or proceeding in any court referred to in Section 14(a). The Executive and the Firm undertake not to commence any action arising out of or relating to or concerning this Agreement in any forum other than a forum described in this Section 14, or, to the extent applicable, Section 12. The Executive and the Firm agree that, to the fullest extent permitted by applicable law, a final and non-appealable judgment in any such suit, action or proceeding in any such court shall be conclusive and binding upon the Executive and the Firm.

15. Choice of Law. THIS AGREEMENT SHALL BE GOVERNED BY AND CONSTRUED IN ACCORDANCE WITH THE LAWS OF THE STATE OF NEW YORK (UNITED STATES OF AMERICA), WITHOUT REGARD TO PRINCIPLES OF CONFLICT OF LAWS WHICH COULD CAUSE THE APPLICATION OF THE LAW OF ANY JURISDICTION OTHER THAN THE STATE OF NEW YORK.

16. Miscellaneous. (a) This Agreement shall supersede any other agreement, written or oral, pertaining to the matters covered herein, except to the extent set forth on Schedule I. In the event that this Agreement is terminated pursuant to the penultimate sentence of Section 1, all agreements that had been superseded pursuant to this Section 16(a) shall revert to full effectiveness.

(b) Other than in the case of a termination of this Agreement in accordance with the penultimate sentence of Section 1, Sections 4, 5, 6, 7, 8, 9, 10, 11, 12, 13, 14 and 15 shall survive the termination of this Agreement and the Executive's employment and shall inure to the benefit of and be binding and enforceable by the Firm and the Executive.

(c) Notices hereunder shall be delivered to Lazard at its principal executive office directed to the attention of its General Counsel, and to the Executive at the Executive's last address appearing in the Firm's employment records. All notices and other communications hereunder shall be in writing and shall be given by hand delivery to the other party or by registered or certified mail, return receipt requested, postage prepaid.

(d) This Agreement may not be amended or modified, other than by a written agreement executed by the Executive and the Firm, nor may any provision hereof be waived other than by a writing executed by the Executive or the Firm; *provided*, that any waiver, consent, amendment or modification of any of the provisions of this Agreement shall not be effective against the Firm without the written consent of the Head of Lazard (or after the IPO Date, the CEO) or its successors, or such individual's designee. The Executive may not, directly or indirectly (including by operation of law), assign the Executive's rights or obligations hereunder without the prior written consent of the Head of Lazard (or after the IPO Date, the CEO) or its successors, or such individual's designee, and any such assignment by the Executive in violation of this Agreement shall be void. This Agreement shall be binding upon the Executive's permitted successors and assigns. Without the Executive's consent, Lazard may at any time and from time to time assign its rights and obligations hereunder to any of its subsidiaries or affiliates (and have such rights and obligations reassigned to it or to any other subsidiary or affiliate), provided that no such assignment shall relieve Lazard from its obligations under this Agreement or impair Lazard's right to enforce this Agreement against the Executive. This Agreement shall be binding upon and inure to the benefit of the Firm and its successors and assigns.

(e) Without limiting the provisions of Section 10(a), if any provision of this Agreement is finally held to be invalid, illegal or unenforceable (whether in whole or in part), such provision shall be deemed modified to the extent, but only to the extent, of such invalidity, illegality or unenforceability and the remaining provisions shall not be affected thereby.

(f) The Firm may withhold from any amounts payable under this Agreement such Federal, state, local or foreign taxes as shall be required to be withheld pursuant to any applicable law or regulation, and may withhold from, and offset by, any amounts or benefits provided under this Agreement, any amounts owed to the Firm by the Executive, including, without limitation, any advances, expenses, loans, or other monies the Executive owes the Firm pursuant to a written agreement or any written policy of the Firm which has been communicated to the Executive.

(g) Except as expressly provided herein, this Agreement shall not confer on any person other than the Firm and the Executive any rights or remedies hereunder. There shall be no third-party beneficiaries to this Agreement.

(h) The captions in this Agreement are for convenience of reference only and shall not define or limit the provisions hereof.

IN WITNESS WHEREOF, the Executive and the Firm hereto have caused this Agreement to be executed and delivered on the date first above written.

LAZARD LLC
(on its behalf, and on behalf of its subsidiaries and affiliates)

By: /s/ Scott D. Hoffman
Name: Scott D. Hoffman
Title: Managing Director and General Counsel

Kenneth M. Jacobs

By: /s/ Kenneth M. Jacobs
Print Name:

LAZARD LTD**COMPUTATION OF RATIO OF EARNINGS TO FIXED CHARGES (a)(b)**

The following table sets forth the ratio of earnings to fixed charges for Lazard Ltd and its subsidiaries on a consolidated basis.

	Year Ended December 31,				
	2009	2008	2007	2006	2005
	(dollars in thousands)				
Operating income (loss) from continuing operations	\$(182,234)	\$ 25,140	\$418,295	\$327,209	\$342,362
Add—Fixed charges	127,398	160,154	155,374	119,606	94,651
Operating income from continuing operations before fixed charges	\$ (54,836)	\$185,294	\$573,669	\$446,815	\$437,013
Fixed Charges:					
Interest (c)	\$ 107,890	\$139,899	\$137,110	\$104,254	\$ 78,365
Other (d)	19,508	20,255	18,264	15,352	16,286
Total fixed charges	\$ 127,398	\$160,154	\$155,374	\$119,606	\$ 94,651
Ratio of earnings to fixed charges (e)	— (f)	1.16(g)	3.69	3.74	4.62
Deficiency in the coverage of operating income (loss) from continuing operations before fixed charges to total fixed charges	\$ 182,234				

(a) Data presented relates to the Company's continuing operations.

(b) For purposes of computing the ratio of earnings to fixed charges:

- earnings for the years ended December 31, 2009, 2008, 2007, 2006 and 2005 represent income from continuing operations before income taxes, and, for the period prior to May 10, 2005, the date of Lazard Ltd's equity public offering, before distributions for services rendered by managing directors and employee members of LAM, and before fixed charges, and
- fixed charges represent the interest expense from continuing operations and the portion of rental expense from continuing operations which represents an appropriate interest factor.

(c) The Company's policy is to include interest expense on unrecognized tax benefits in income tax expense. Accordingly, such interest expense is not included in the computations of the ratio of earnings to fixed charges.

(d) Other fixed charges consist of the interest factor in rentals.

(e) The results of operations for the period prior to Lazard Ltd's equity public offering and the financing transactions on May 10, 2005 are not comparable to results of operations for subsequent periods as described below:

- payment for services rendered by Lazard Ltd's managing directors, which, as a result of Lazard Ltd operating as a limited liability company, historically had been accounted for as distributions from members' capital, or in some cases as net income attributable to noncontrolling interests, rather than as compensation and benefits expense. As a result, Lazard Ltd's operating income historically has not reflected payments for services rendered by its managing directors. For periods subsequent to the consummation of the equity public offering, the consolidated financial statements of Lazard Ltd include all payments for services rendered by its managing directors in compensation and benefits expense;
- the use of proceeds from the financing transactions; and
- the net incremental expense related to the financing transactions.

-
- (f) Operating income (loss) for the year ended December 31, 2009 is presented after giving effect to (i) a restructuring expense of \$62,550 in the first quarter of 2009, (ii) the acceleration of amortization expense of \$86,514 relating to the vesting of RSUs held by Lazard's former Chairman and Chief Executive Officer as the result of his death in October 2009 and (iii) the acceleration of amortization expense of \$60,512 relating to the accelerated vesting of the unamortized portion of previously awarded deferred cash incentive awards (see Notes 17 and 19 of Notes to Consolidated Financial Statements). Excluding the impact of such items, the ratio of earnings to fixed charges would have been 1.21.
- (g) Operating income for the year ended December 31, 2008 is presented after giving effect to a charge of \$199,550 relating to the LAM Merger (see Note 8 of Notes to Consolidated Financial Statements). Excluding the impact of such charge, the ratio of earnings to fixed charges would have been 2.40.

SUBSIDIARIES OF REGISTRANT

NAME OF SUBSIDIARY	COUNTRY OF ORGANIZATION
Lazard Group LLC	U.S.
Lazard International Holdings, Inc.	U.S.
Lazard Frères & Co. LLC	U.S.
Lazard Asset Management LLC	U.S.
Lazard Funding Limited LLC	U.S.
Lazard & Co., Holdings Limited	United Kingdom
Lazard & Co., Limited	United Kingdom
Compagnie Financière Lazard Frères SAS	France
Lazard Frères Gestion SAS	France
Lazard Frères Banque SA	France
Maison Lazard SAS	France

CONSENT OF INDEPENDENT REGISTERED PUBLIC ACCOUNTING FIRM

We consent to the incorporation by reference in Registration Statement No. 333-126752 and No. 333-154977 each on Form S-8 and Registration Statement No. 333-138855 on Form S-3 of our reports dated February 26, 2010, relating to the consolidated financial statements and financial statement schedule of Lazard Ltd, and the effectiveness of Lazard Ltd's internal control over financial reporting appearing in this Annual Report on Form 10-K of Lazard Ltd for the year ended December 31, 2009.

/s/ Deloitte & Touche LLP
New York, New York
February 26, 2010

I, Kenneth M. Jacobs, certify that:

1. I have reviewed this Annual Report on Form 10-K for the year ended December 31, 2009 of Lazard Ltd (the “Registrant”);

2. Based on my knowledge, this report does not contain any untrue statement of a material fact or omit to state a material fact necessary to make the statements made, in light of the circumstances under which such statements were made, not misleading with respect to the period covered by this report;

3. Based on my knowledge, the financial statements, and other financial information included in this report, fairly present in all material respects the financial condition, results of operations and cash flows of the Registrant as of, and for, the periods presented in this report;

4. The Registrant’s other certifying officer and I are responsible for establishing and maintaining disclosure controls and procedures (as defined in Exchange Act Rules 13a-15(e) and 15d-15(e)) and internal control over financial reporting (as defined in Exchange Act Rules 13a-15(f) and 15d-15(f)) for the Registrant and have:

(a) Designed such disclosure controls and procedures, or caused such disclosure controls and procedures to be designed under our supervision, to ensure that material information relating to the Registrant, including its consolidated subsidiaries, is made known to us by others within those entities, particularly during the period in which this report is being prepared;

(b) Designed such internal control over financial reporting, or caused such internal control over financial reporting to be designed under our supervision, to provide reasonable assurance regarding the reliability of financial reporting and the preparation of financial statements for external purposes in accordance with generally accepted accounting principles;

(c) Evaluated the effectiveness of the Registrant’s disclosure controls and procedures and presented in this report our conclusions about the effectiveness of the disclosure controls and procedures, as of the end of the period covered by this report based on such evaluation; and

(d) Disclosed in this report any change in the Registrant’s internal control over financial reporting that occurred during the Registrant’s most recent fiscal quarter (the Registrant’s fourth fiscal quarter in the case of an annual report) that has materially affected, or is reasonably likely to materially affect, the Registrant’s internal control over financial reporting; and

5. The Registrant’s other certifying officer and I have disclosed, based on our most recent evaluation of internal control over financial reporting, to the Registrant’s auditors and the audit committee of the Registrant’s board of directors (or persons performing the equivalent functions):

(a) All significant deficiencies and material weaknesses in the design or operation of internal control over financial reporting which are reasonably likely to adversely affect the Registrant’s ability to record, process, summarize and report financial information; and

(b) Any fraud, whether or not material, that involves management or other employees who have a significant role in the Registrant’s internal control over financial reporting.

Date: February 26, 2010

/s/ Kenneth M. Jacobs

Kenneth M. Jacobs
Chairman and Chief Executive Officer

I, Michael J. Castellano, certify that:

1. I have reviewed this Annual Report on Form 10-K for the year ended December 31, 2009 of Lazard Ltd (the “Registrant”);

2. Based on my knowledge, this report does not contain any untrue statement of a material fact or omit to state a material fact necessary to make the statements made, in light of the circumstances under which such statements were made, not misleading with respect to the period covered by this report;

3. Based on my knowledge, the financial statements, and other financial information included in this report, fairly present in all material respects the financial condition, results of operations and cash flows of the Registrant as of, and for, the periods presented in this report;

4. The Registrant’s other certifying officer and I are responsible for establishing and maintaining disclosure controls and procedures (as defined in Exchange Act Rules 13a-15(e) and 15d-15(e)) and internal control over financial reporting (as defined in Exchange Act Rules 13a-15(f) and 15d-15(f)) for the Registrant and have:

(a) Designed such disclosure controls and procedures, or caused such disclosure controls and procedures to be designed under our supervision, to ensure that material information relating to the Registrant, including its consolidated subsidiaries, is made known to us by others within those entities, particularly during the period in which this report is being prepared;

(b) Designed such internal control over financial reporting, or caused such internal control over financial reporting to be designed under our supervision, to provide reasonable assurance regarding the reliability of financial reporting and the preparation of financial statements for external purposes in accordance with generally accepted accounting principles;

(c) Evaluated the effectiveness of the Registrant’s disclosure controls and procedures and presented in this report our conclusions about the effectiveness of the disclosure controls and procedures, as of the end of the period covered by this report based on such evaluation; and

(d) Disclosed in this report any change in the Registrant’s internal control over financial reporting that occurred during the Registrant’s most recent fiscal quarter (the Registrant’s fourth fiscal quarter in the case of an annual report) that has materially affected, or is reasonably likely to materially affect, the Registrant’s internal control over financial reporting; and

5. The Registrant’s other certifying officer and I have disclosed, based on our most recent evaluation of internal control over financial reporting, to the Registrant’s auditors and the audit committee of the Registrant’s board of directors (or persons performing the equivalent functions):

(a) All significant deficiencies and material weaknesses in the design or operation of internal control over financial reporting which are reasonably likely to adversely affect the Registrant’s ability to record, process, summarize and report financial information; and

(b) Any fraud, whether or not material, that involves management or other employees who have a significant role in the Registrant’s internal control over financial reporting.

Date: February 26, 2010

/s/ Michael J. Castellano

Michael J. Castellano
Chief Financial Officer

February 26, 2010
Securities and Exchange Commission
100 F Street, NE
Washington, DC 20549

Pursuant to 18 U.S.C. § 1350, the undersigned officer of Lazard Ltd (the “Registrant”) hereby certifies that the Registrant’s Annual Report on Form 10-K for the year ended December 31, 2009 (the “Report”) fully complies with the requirements of Section 13(a) or 15(d), as applicable, of the Securities Exchange Act of 1934 and that the information contained in the Report fairly presents, in all material respects, the financial condition and results of operations of the Registrant.

/s/ Kenneth M. Jacobs
Kenneth M. Jacobs
Chairman and Chief Executive Officer

The foregoing certification is being furnished solely pursuant to 18 U.S.C. § 1350 and is not being filed as part of the Report or as a separate disclosure document.

February 26, 2010
Securities and Exchange Commission
100 F Street, NE
Washington, DC 20549

Pursuant to 18 U.S.C. § 1350, the undersigned officer of Lazard Ltd (the “Registrant”) hereby certifies that the Registrant’s Annual Report on Form 10-K for the year ended December 31, 2009 (the “Report”) fully complies with the requirements of Section 13(a) or 15(d), as applicable, of the Securities Exchange Act of 1934 and that the information contained in the Report fairly presents, in all material respects, the financial condition and results of operations of the Registrant.

/s/ Michael J. Castellano _____
Michael J. Castellano
Chief Financial Officer

The foregoing certification is being furnished solely pursuant to 18 U.S.C. § 1350 and is not being filed as part of the Report or as a separate disclosure document.

Corporate Information

Board of Directors

Kenneth M. Jacobs

Chairman and Chief Executive Officer

Ashish Bhutani

Vice Chairman, Lazard

*Chief Executive Officer,
Lazard Asset Management*

Ronald J. Doerfler

*Senior Vice President—
Finance and Administration,
The Hearst Corporation*

Steven J. Heyer

Lead Director, Lazard

*Chairman and Chief Executive Officer,
Harry & David Holdings, Inc.*

*Founder, Avra Kehdabra Animation LLC
Chairman, Next 3D*

Sylvia Jay

Vice Chairman, L'Oréal UK

Ellis Jones

*Chief Executive Officer,
Wasserstein & Co., LP*

Vernon E. Jordan, Jr.

Senior Managing Director, Lazard

*Senior Counsel,
Akin Gump Strauss Hauer & Feld LLP*

Philip Laskawy

Chairman, Fannie Mae

Laurent Mignon

Chief Executive Officer, Natixis

Gary W. Parr

Vice Chairman, Lazard

Hal S. Scott

*Nomura Professor,
Director of the Program on
International Financial Systems,
Harvard Law School*

Michael J. Turner

Chairman, Babcock International Group PLC

Independent Registered Public Accounting Firm

Deloitte & Touche LLP
Two World Financial Center
New York, NY 10281
1-212-436-2000

Transfer Agent and Registrar

BNY Mellon Shareowner Services
480 Washington Boulevard
Jersey City, NJ 07310-1900

SHAREHOLDER INQUIRIES
Lazard Ltd

c/o BNY Mellon Shareowner Services
PO. Box 358015
Pittsburgh, PA 15252-8015
1-800-851-9677 (US)
1-201-680-6578 (Outside the US)
www.bnymellon.com/shareowner/isd

Corporate Governance Guidelines

Lazard's Corporate Governance Guidelines are available on Lazard's website at www.lazard.com.

You may obtain a copy of Lazard's Corporate Governance Guidelines without charge through Lazard's principal executive office in New York.

Executive Officers

Kenneth M. Jacobs

Chairman and Chief Executive Officer

Michael J. Castellano

Chief Financial Officer

Scott D. Hoffman

General Counsel

Alexander F. Stern

Chief Operating Officer

Charles G. Ward, III

President

Chairman, Asset Management Group

Officer Certifications

The Company has filed the certifications required under Section 302 of the Sarbanes-Oxley Act of 2002 as exhibits to Lazard Ltd's Annual Report on Form 10-K for the year ended December 31, 2009.

In May 2009, the Chief Executive Officer of Lazard Ltd made an unqualified certification to the NYSE with respect to the firm's compliance with the NYSE corporate governance listing standards.

Forward-Looking Statements

This annual report contains forward-looking statements that involve risks and uncertainties, including those relating to Lazard's future success and growth. Please refer to the "Special Note Regarding Forward-Looking Statements" in Lazard's Annual Report on Form 10-K for the year ended December 31, 2009, for a description of certain factors that may cause actual results to differ from results expressed or implied by these forward-looking statements. Lazard assumes no obligation to update forward-looking information contained in this annual report.

Annual Meeting

The Annual Meeting of Shareholders will be held Tuesday, April 27, 2010, at 9:30 am Eastern Daylight Time in the Concourse Auditorium on the lower level of 25 W. 52nd Street, New York, NY.

Principal Executive Offices

US

30 Rockefeller Plaza
New York, NY 10020

France

121, Boulevard Haussmann
75382 Paris Cedex 08

UK

50 Stratton Street
London W1J 8LL

Global Offices

NORTH AMERICA

Atlanta
Boston
Charlotte
Chicago
Houston
Los Angeles
Montréal
Minneapolis
New York
San Francisco
Toronto
Washington, DC

CENTRAL AND SOUTH AMERICA

Buenos Aires
Lima
Montevideo
Panama City
Santiago
São Paulo

EUROPE

Amsterdam
Bordeaux
Brussels
Frankfurt
Hamburg
Lyon
London
Madrid
Milan
Paris
Stockholm
Zürich

ASIA

Bahrain
Beijing
Dubai
Hong Kong
Mumbai
Seoul
Singapore
Tokyo

AUSTRALIA

Melbourne
Sydney

