

2022

ANNUAL REPORT AND ACCOUNTS

Symphony Environmental Technologies plc



Symphony Environmental is a world-leading developer of technology to make ordinary plastic biodegradable, and a range of other technologies to protect plastic and rubber against microbes, insects, fire, and many other threats.

Our technology is sold, usually in the form of masterbatches, in nearly 100 countries around the world to protect the environment, food supply and human health and safety.

Contents

Overview

2022 Highlights 1
 Symphony at a Glance 2
 Symphony’s Distribution Network 4
 Product Focus 6

Strategic Report

Chairman’s Statement 12
 Chief Executive’s Review 13
 2022 Roundup 16
 Corporate Social Responsibility 17
 Strategic Report 18
 Section 172 Report 19
 Principal Risks and Uncertainties 20

Governance

Board of Directors 21
 Chairman’s Corporate Governance Statement 23
 Directors’ Report 30
 Directors’ Responsibilities Statement 33
 Audit Committee Report 34
 Remuneration Committee Report 35
 Independent Auditor’s Report 37

Financial Statements

Consolidated statement of comprehensive income 44
 Consolidated statement of financial position 45
 Consolidated statement of changes in equity 46
 Consolidated cash flow statement 47
 Notes to the Annual Report and Accounts 48
 Company statement of financial position 72
 Company statement of changes in equity 73
 Notes to the Company statement of financial position 74
 Company information 77

2022 Highlights:

Financial highlights:

Group revenues

£6.15 million

2021:
£9.16 million

Gross profit

£2.28 million

2021:
£3.59 million

Reported loss before tax

£3.01 million

2021:
£1.53 million

Basic loss per share

1.65p

2021:
£0.81p

Cash used in operations

£1.59 million

2021:
£0.60 million

Business highlights:



- o Supply agreement with Grupo Bimbo, the western world's largest bread producer for the Group's FDA-approved d₂p antimicrobial ("AM") bread packaging technology
- o Rivulis increases orders for d₂p AI (insecticide technology)



- o Better Earth LLC exclusive contract for USA Nutritional bottles
- o Middle East - manufacturing agreement for d₂w masterbatch production
- o d₂w legal challenge succeeds in Peru ruling that oxo-biodegradable is not the same as oxo-degradable
- o New Mexican biodegradability standard suitable for d₂w

Post year end

- o Secured convertible loan of £1.0 million
- o Middle East manufacturing and sales on plan
- o Better Earth LLC signs exclusive agreement with TricorBraun
- o Successful cost reductions effected, with normalised administrative cost base now 25% lower than 2022 levels, whilst distribution costs significantly reduced due to lower shipping costs and new Middle East factory

Symphony at a Glance

Global specialists in technologies that make plastic and rubber products smarter, safer and more sustainable.

Established with ESG Credentials

Listed on the London Stock Exchange since 2001.

Awarded the LSE's Green Economy Mark for sustainability in 2019

Strong partners in key regions

High margin

High gross margin and capital light

Global network of distributors and manufacturing bases

Investing in technology

7% of revenue invested into research and development over the past 8 years
Approvals in place for key technologies

A global market

Strong presence in emerging markets. Many countries have adopted regulations mandating the use of d₂w type technologies

Strong pipeline

Engaging with public and private sector targets internationally, we have multiple customer trials underway

Our Solutions: Biodegradable Technology Perfect for single use plastics and packaging

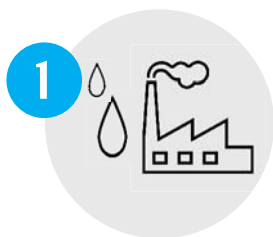
Lightweight plastic materials are used in many industries – not least the food industry where they are essential for protecting food from contamination and damage and reducing waste. However, 30% of plastic escapes into the environment annually with 8-10 million tonnes of plastic finding its way into the oceans of the world, with dire consequences for people, wildlife, and water quality.

With over 20 years of solid scientific research and development behind it, our d₂w masterbatch has been proven to biodegrade on land and in the marine environment, and is now sold around the world.

A mature technology which represents the majority of our current revenues. It is cost-effective and perfect for single use plastics and packaging, which account for around 40% of all plastic items produced annually, and among the top ten items littered. It is also much kinder to the environment. So, there is plenty of room for revenue growth.




The lifecycle of plastic products enhanced with d₂w biodegradable technology



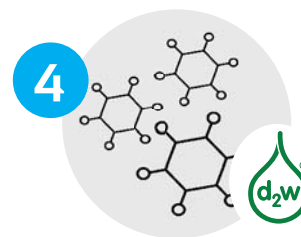
Just 1% of d₂w added to polymer during manufacture



Can be used for all the same purposes as regular plastic



Can be recycled with regular plastic during product life



If littered, products will biodegrade and be recycled back into nature by bacteria and fungi on land or sea

Without leaving toxic residues or microplastics behind.

Designed to Protect



d₂p is the brand name for a suite of masterbatches offering extra protection to plastic and rubber products from bacteria, insects, fungi, algae, odour, fouling and fire.

The d₂p range of products are relatively new compared to d₂w. Over the last few years, we have conducted, along with our global partners, a significant number of tests and trials, resulting in several technologies maturing and ready to commercialise including anti-insect, bread, gloves and flame retardants, obtaining regulatory approval where necessary. The Product Focus section of this report highlights a few of these key technologies and their applications.

We also continue to progress our newer technologies which we expect to commercialise over the short term. Additionally, there is a pipeline of products in development, which we hope to bring to fruition in the next few years.

Problem:	Solution
Protecting food	<ul style="list-style-type: none"> • FDA approved antibacterial bread packaging • Ethylene and moisture absorbers for packaging
Hygiene and Virus transmission	<ul style="list-style-type: none"> • Antimicrobial water pipes and tanks • Antimicrobial gloves
Flammable plastics	<ul style="list-style-type: none"> • Flame retardant plastic masterbatches
Electric cable, deterioration and damage	<ul style="list-style-type: none"> • Rodent repellents
Insect borne disease transmission and damage	<ul style="list-style-type: none"> • Anti-insect masterbatch



Masterbatches offering cost-effective protection against bacterial and fungal contamination on plastic products and other surfaces.



Insecticidal masterbatch used to control pests – applications include agriculture, horticulture, forestry, and home.



Masterbatches to repel rodents from causing dangerous damage to plastic products such as cable insulation, food, and non-food packaging.



Produced from a natural ore, d₂p OS will remove oxygen from inside packaging to increase the shelf life of perishable goods.



Flame retardants decrease the ignitability of materials and inhibit the combustion process limiting the amount of heat released.



To protect surfaces against the corrosion and oxidation of ferrous and non-ferrous metals.



Highly active adsorbent for the removal of ethylene gas and moisture in plastic packaging, to reduce spoilage of perishable fruit and vegetables.



Inorganic masterbatches and additives designed to inhibit odours in plastic products.

Symphony's Distribution Network

Symphony is an international company reaching every corner of the globe. We have a growing number of distributors, giving us a presence in nearly 100 countries worldwide.

Below are just some of the products and places where d₂w biodegradable and d₂p protective technologies are adding value.



Middle East*
*SASO and ESMA certified

Product Focus

Making a Difference with d₂p AI (Anti-insect)

d₂p AI (anti-insect) technology has been very successful in protecting flexible plastic irrigation-pipes and drip-tapes from damage caused by boring and chewing insects. Helping to save water, but also time and money spent on repairs and replacements, and outperforming traditional 8mm and 10mm drip tape.

d₂p AI can be added to regular polymer during the manufacturing process and requires little or no change to processing methods.

d₂p AI can also protect from insects and the diseases spread by them by adding it to the following:

- o Agricultural film
- o Mosquito nets – LLIN
- o Polystyrene and other plastic ceilings
- o Plastic coated laminate floorings

Protection lasts for the lifetime of the product.



d₂p AM (Antimicrobial)

Safe, Affordable, Effective

Polymers are susceptible to microbial attack which causes odours, staining and physical degradation.

d₂p AM is a masterbatch suitable for a wide range of food and non-food applications. It has been successfully used to inhibit the growth of bacteria on the surface of film in bread packaging after receiving approval from the FDA in the USA in 2021 and Health Canada shortly afterwards.



It is safe for repeated use products like chopping boards, food containers and conveyor belts and it can be incorporated into a wide variety of plastics and polymeric materials, e.g. insoles for trainers, ball pit balls in children's play areas and disposable gloves for the food processing and healthcare industries.

It can make surfaces lethal to dangerous microbes, including Coronavirus, making it perfect for plastic fittings in high traffic areas and high touch points like handrails, door handles and light switches. It can also be incorporated into drinking water pipes to inhibit the build-up of biofilm.

It will not affect the mechanical, optical or physical properties of the product and globally recognised test methods ensure peace of mind for our partners and customers.

Crucially, the protection lasts for the lifetime of the product.



Scan this QR code to see possible applications of d₂p AM

d₂w Biodegradable Plastic

A little research online might lead you to believe that recycling is the answer to the plastic litter problem.

Unfortunately, there is a huge percentage of plastic waste that escapes collection and ends up in the open environment every year, from which it cannot realistically be collected for recycling or anything else, even in the developed countries.

We tend to look at the problem of plastic litter from a first-world perspective, ignoring the fact that there are many places in the world where the problem is worse, due to lack of resources and infrastructure to collect and process waste in general, let alone plastic, which can lie or float around for decades. This is especially true of single use plastics, which are often not recycled anyway because it is uneconomic to collect and sort them in the first place. See <https://www.biodeg.org/subjects-of-interest/recycling-2/>

Single-use plastic bans do not solve the problem, and are ineffective because plastic more often than not is the best material for protecting goods and preventing food-waste. See <https://www.biodeg.org/subjects-of-interest/life-cycle-assessments/> and <https://www.biodeg.org/wp-content/uploads/2019/11/Denkstatt-report.pdf>

Approximately 40% of all plastic items produced annually are single-use items, which are usually in the top ten plastic items littered. Which is why the world needs d₂w biodegradable plastic technology.

Very different to plastic marketed as "compostable," d₂w biodegradable plastic is a drop-in technology. It is made from conventional plastic with an added catalyst and stabilisers. It can be recycled if collected during its service-life, but if it finds its way into the open environment as litter, it will degrade and biodegrade to the point where it is accessible to bacteria and fungi (on land or sea) transforming it into humus, water and carbon dioxide.

Our d₂w biodegradable technology has more than 20 years of research and development behind it, and the last few years have seen many scientific studies. The most recent being the studies carried out by Queen Mary University London and the Oxomar project – a 4-year study sponsored by the French Government, proving what we already know. See <https://www.biodeg.org/why-biodegradable/> that plastic products made with d₂w biodegradable technology will biodegrade on land or sea much more quickly than ordinary plastics without leaving toxic residues or microplastics behind.

In addition, we have research demonstrating that biodegradable oligomers created by the oxidation (breakdown) of polymer containing d₂w have no effect on the endocrine system, even at a concentration substantially higher than is likely to be experienced by any creature in nature.



Many countries recognise the benefits of our biodegradable technology. It is compulsory for a wide range of plastic products in the Middle East, and the government of Mexico is the latest to develop a technical standard for validating d₂w, having carried out their own due diligence.

d₂w is suitable for food packaging, as well as myriad other products from single-use items like straws and produce-bags to shampoo bottles, vitamin bottles, and mulch films. It is a drop-in technology requiring no changes to machinery or workforce, which makes it a pragmatic solution and allows consumers and manufacturers to keep using the best material for the job, without the environmental problems associated with it.



d₂w Biodegradable Plastic

Mulch films

Did you know that d₂w controlled-life plastic is used in the farming industry for mulch films?

Mulch film is plastic sheeting used to cover the soil – it has many benefits - it can modify soil temperatures, limit weed growth, prevent moisture loss, and improve crop-yield. The challenge for farmers is what to do with the mulch films after use. Before d₂w, farmers had to pay to have acres of contaminated plastic removed from their farms, but not any more.

Films made with d₂w can be programmed to remain intact as a cover for the growing crop for the period required by the farmer, and will then degrade and biodegrade in the soil, without leaving harmful residues behind.

This offers an environmentally sustainable alternative to conventional polyethylene (PE) mulch films because they can be tilled into the soil after the harvest and will biodegrade to nothing more than CO₂, water and humus. This saves the farmer time and money and saves the environment from plastic waste.



Scan the QR code
to see a short video



Antimicrobial pipes and tanks

Helping to deliver safer drinking water

Plastic pipes are the backbone of water distribution systems. Unfortunately, these vital systems are always under attack from microbes which manage to enter distribution pipes and trigger biofilm build-up on the inside surfaces.

A biofilm is a layer of microorganisms contained in a matrix (or slime layer), which forms on surfaces in contact with water. Their presence in drinking water pipe networks can be responsible for a wide range of water quality and operational problems. They can also cause potentially deadly disease and blockages which threaten human and animal health and security of supply.

Water is used throughout the food chain from farm to table which means that water quality can have a significant impact on the quality of food products. Maintaining pipework to ensure water quality is therefore essential in preventing food spoilage and disease.

d₂p AM is an antimicrobial masterbatch developed to prevent the build-up of biofilm in plastic drinking water pipes and water storage tanks. Our d₂p AM masterbatch is registered with the US EPA for the control of fungi and bacteria causing stain, odour and/or degradation of physical properties in polymers.

d₂p AM is suitable for pipes made from PE, PP and PVC and has been tested to ISO 22196 and ASTM G21.

Cleaning pipework affected by biofilm can be expensive and difficult. The expected life of a plastic water pipe is around 50 years. Prevention is the safest and cheapest option.

Preventing biofilm build-up using d₂p antimicrobial masterbatch is safe and cost-effective as the additive is included at manufacture. It is also the most practical solution to a widespread problem, as the protection lasts for the lifetime of the product.



Protecting against fire

In most cases plastics propagate fire because they quickly decompose to volatile combustible materials when exposed to heat.

In many fields such as electrical, transport, buildings etc. the use of polymers is therefore restricted by their flammability, whatever benefits the material may bring.

The use of synthetic polymers has greatly increased the fire risk, and serious consequences for people and property. Symphony has therefore carried out extensive R&D in this field.

Our fire-retardant masterbatches are now commercially available, and if used at manufacture of the plastic product, will significantly decrease the ignitability of the product and inhibit the combustion process, thereby limiting the amount of heat released.

The role of fire-retardants is to increase the time for people to escape, and to increase the time available to tackle the fire, by slowing down the polymer combustion, reducing smoke emissions, and reducing the dripping of molten polymer.

As the use of flame retardants is driven by legislation, Symphony has paid close attention to the approval processes in product development.

We have achieved M1 classification according to French standard NFP92 -503 and American Standard NFP 701 and have achieved excellent results according to BS476-12.



Chairman's Statement

FY-22 is a year that leaves me with mixed emotions. Considerable operational milestones and successes were achieved. However, it was also a challenging and frustrating year with Group revenue for FY-22 down to £6.15 million from £9.16 million in 2021. This follows, as previously advised, a soft first half of the year with results affected by short term logistics and resource issues, temporary destocking issues, primarily in the Middle East, and a change to our glove strategy. The second half of the year was slightly stronger but still affected by these events which were slowly resolving together with delayed government certifications for our partner's new factory in the Middle East, which were not received until the end of the year.

Whilst I am pleased that these situations have now been resolved, unfortunately they were too late to have a positive effect on FY-22s operating results.

Pleasingly, strong momentum in d₂p sales continues with revenue in FY-22 of £0.79 million, representing 76% year-on-year growth (2021: £0.45 million). The increase in FY-22 d₂p sales has mainly been due to continued conversion of higher value d₂p anti-insect ("AI") technology.

These financial results do not therefore reflect the commercial progress made during the year, and the outlook for the Group remains as positive as previously described. This includes key developments and growth in respect to (as detailed in the CEO statement):

- o d₂p AM ("antimicrobial") USA FDA & Canadian Health food approved bread-packaging technology – Agreement with Grupo Bimbo
- o Joint venture in India with Indorama Corporation - Symphony Environmental India Pvt Ltd
- o d₂w bottles initiative in the USA – partnered with Better Earth and TricorBraun
- o Developing d₂p AI global business with Rivulis Irrigation

In December we disclosed a £14.0 million annualised revenue run-rate target during H1 2023, and whilst the Board are focused on achieving this target, some key trials will extend into H2-2023. It is worth noting that as a result of the Group's improved cost base, higher gross margins and lower distribution and shipping costs, the previously anticipated resultant profit at this revenue level will be significantly higher than we previously anticipated.

Based upon the Group's trading in Q1-23 which saw a 27% increase in revenues (compared with Q1-22), and more recent trading in Q2, coupled with the benefits from the Middle East manufacturing plus further short term opportunities which are expected to come to fruition in the very near term, the Board expect Symphony to show a significantly stronger financial result for H1-2023 and move back into profitability in the very near term.

None of this takes into account the joint venture in India, where we wait for approval that plastic producers using d₂w technology will become certified suppliers.

The near-term commercialisation of several of our key projects and resultant sales are significant, and we are confident in delivering positive updates in this regard in the very near term and throughout 2023.

N Clavel

Interim Chairman

26 May 2023



Chief Executive's Review

In line with the Group's strategy, substantial investment continued into the pre-commercialisation phases of several d₂p formulations and a far-reaching advocacy program that is focussed on specific markets and sectors. Whilst revenues were much lower in 2022, new formulations and products were successfully developed and existing, as well as new, strategic relationships were strengthened with established sector leaders. All of this will help to accelerate sales revenue in the short and longer term. The most important near term revenue generators are as follows:

d₂p AM ("antimicrobial") USA FDA & Canadian Health food approved bread-packaging technology – Agreement with Grupo Bimbo

Following several years of substantial investment and development, an exclusive 3 year supply agreement was signed in June with Grupo Bimbo, the western world's largest bread manufacturer. We commenced supply of our d₂p masterbatch technology in Q1-2023 to certain packaging manufacturers of Grupo Bimbo and whilst volumes at the outset are modest, this is expected to increase in the near term and throughout 2023 and 2024.

d₂p AM Global

Symphony is the only company in the world to have been awarded the above important regulatory approvals and global interest continues to be positive in most food market sectors outside of the EU, noting also that we have other formulations for the EU, not yet launched.

Separate from the markets where Grupo Bimbo have exclusivity, our d₂p AM technology is currently at different stages of development with a number of customers. Some customers are in commercial trials and others are at early stages in development. Our technology is being evaluated in both bread and other food related products, and in a wide range of geographies including China, India, Middle East, South Africa, South Korea, and Turkey. Our sales team are engaged in extensive discussions, trials, semi-commercial trials and some final commercial trials, and we are optimistic of being able to provide positive updates during 2023.

Joint venture in India with Indorama Corporation - Symphony Environmental India Pvt Ltd ("Symphony India")

Symphony India is a joint venture ("JV") company established in India during 2022, between Symphony and Indorama India Private Limited ("Indorama"), a wholly owned subsidiary of Indorama Corporation Pte. Ltd. Symphony India is owned 46.5% by Symphony, 46.5% by Indorama and 7% by Arjun Aggarwal, an Indian citizen, who was appointed Managing Director of the JV.

As previously reported in September 2022, the Plastic Waste Management Rules 2022 (as amended on 6.7.2022) in India permit government-approved biodegradable plastic products to be exempted from restrictions that would ban most plastic film products unless they are above 50-micron thickness, and 120 microns for carrier bags, (which generally means an increase in cost by more than two to three times). Producers and brand owners using certified biodegradable plastic materials will be free from this obligation.

Symphony's d₂w technology has been tested by Intertek India, an Indian government approved laboratory and Symphony India continues to wait for approval that plastic producers using d₂w technology will become certified suppliers. We are hopeful that this will be granted in the very near future as we believe our technology meets the required criteria.

Marketing and trials for a wide range of d₂p products are moving forward at a satisfactory pace and we believe that further material sales updates will be provided, particularly in relation to d₂p AM and d₂p VCI (vapour corrosion inhibitors) during the balance of 2023.

Symphony India reported a commendable break-even result for the period from incorporation to 31 December 2022 being its first start-up period of trading.

Developing d₂p AI global business with Rivulis Irrigation

Symphony's collaboration with Rivulis started in December 2017 after Symphony's R&D department had created a masterbatch with anti-insect properties which could be put into plastic products at the point of manufacture. Since then, Symphony's technical team has supported Rivulis in the development of a unique range of irrigation pipes for farmers and growers across a number of geographies.

Plastic irrigation pipes and drip-tapes are a very effective way to deliver water to growing plants, but valuable water was being lost because insects were puncturing the pipes. By incorporating d₂p AI into these products, Rivulis has significantly reduced the damage caused by insects, and consequently the amount of water being lost - an especially valuable benefit in dry areas of the world.

Chief Executive's Review Continued

Having conducted field trials across several countries, with positive results, Rivulis has placed a number of orders with Symphony for d₂p AI for use in irrigation systems in France, Turkey, Australia and Mexico. They have incorporated d₂p AI technology into their Rivulis and Eurodrip product ranges, sold under the trade name Rivulis Defend. We anticipate further adoption of our technology across other products and other geographies.

New Middle East production facility set up by our partners in the region

As reported on 1 August 2022, an agreement was finalised with Ecobatch in the UAE for production of our biodegradable d₂w masterbatch, primarily for supply into the Middle East, but the factory can also supply our other markets if desired. Production was delayed but commenced after the successful completion of ESMA (UAE) and SASO (Saudi Arabia) certification in December. The new Ecobatch masterbatch manufacturing facility also produces white, black and coloured masterbatch products for the plastics industry in the Middle East.

The Middle East is one of our prime markets and is set for further growth resulting from legislation supporting our type of d₂w biodegradable technology. The local operation of this facility is improving stock availability and control throughout the supply chain, as well as reduced costs and improved efficiencies. Importantly, this is entirely compatible with our ESG strategy and in particular minimising CO₂ emissions through lengthy transport systems. Also, locally-made products are also often preferred by customers.

We expect a substantial increase in sales and demand in the region in the coming months, and production capacity is more than sufficient to meet expected demand.

d₂w bottles initiative in the USA - partnered with Better Earth and TricorBraun

Symphony signed a two year exclusive USA-focused, d₂w supply contract with Better Earth in February 2022. Better Earth subsequently launched its nutritional supplement bottles, caps, and scoops using Symphony's d₂w biodegradable technology under Better Earth's BioBottles™ brand "Plastic IQ™ Technology". In November 2022, Symphony and Better Earth signed a supplementary d₂w supply contract extending the product scope to nutraceutical products and expanding authorised geographies to include Canada.

Better Earth LLC has subsequently signed an exclusive supply agreement with TricorBraun for its BioBottles™ brand of polyethylene bottles for the nutraceutical industry. TricorBraun is a global packaging company, and North America's largest distributor of primary packaging. It operates from more than 100 locations across the Americas, Europe, Asia, and Australia. TricorBraun sold over 8 billion containers in 2022 and is working jointly with Better Earth, supporting its exclusive Agreement with a sales and marketing campaign in the US and Canada.

Initial orders have been placed and supplied and we anticipate the roll-out will gather momentum over the coming months.

Trading results

Group revenue was £6.15 million (2021: £9.16 million) and is analysed in the table below. Gross profit margins reduced to 37.0% (2021: 39.2%) due to higher raw material costs in the first half of the year. Gross profit decreased to £2.28 million from £3.59 million in 2021.

As previously advised, we had a soft first half of the year with results affected by short term logistics and resource issues, temporary destocking issues, and a change to our glove strategy. Whilst the second half of the year was stronger, the Middle East destocking issue had still not been resolved by the year end, mainly due to delays in receiving the requisite government certifications for our partner's new factory in the UAE, which finally became fully operational in December.

	2022	2021
d ₂ w Masterbatch	£4.77 million	£7.19 million
d ₂ p Masterbatch	£0.79 million	£0.45 million
Finished Products	£0.47 million	£1.40 million
Other	£0.12 million	£0.12 million

Administrative expenses increased to £4.80 million (2021: £4.57 million). Staff costs increased £0.20 million during 2022 following further expansion of the sales and technical departments. Equity-settled share-based charges of £0.12 million were included in the year (2021: £0.04 million). Distribution costs (namely shipping) which had been high in relation to revenues started to reduce in the second half of the year.

The Group expensed R&D costs of £0.51 million in 2022 (2021: £0.49 million). In addition, there were intangible asset development cost additions of £0.17 million during the year in respect to the Group's d₂p bread technology (2021: £0.17 million). An R&D tax credit of £0.12 million (2021: £0.13 million) was received during 2022 relating to the previous period. A further R&D tax credit will be receivable in 2023 with respect to 2022.

Chief Executive's Review Continued

The reported operating loss was £2.93 million (2021: £1.48 million) and loss after tax of £2.89 million (2021: £1.41 million) with basic loss per share of 1.65 pence (2021: loss per share 0.81 pence).

The Group's primary selling currency is the US Dollar and therefore a strong dollar against sterling, our reporting currency, is beneficial for the Group. The Group self-hedges its foreign exchange exposure by purchasing goods where possible in US Dollars and utilises, when deemed appropriate, bank forward currency contract agreements to minimise exchange risk. As at 31 December 2022, the Group had a net balance of US Dollar assets (US Dollar cash balances and receivables less overdrafts and payables) totalling \$1.46 million (2021: \$2.91 million).

Statement of financial position and cash flow

The Group had net borrowings (excluding lease liabilities) of £0.84 million as at 31 December 2022 (2021: net cash £0.20 million). The Group used cash of £1.59 million from operations (2021: £0.60 million) primarily as a result of the loss incurred but mitigated by favourable movements in receivables.

During the year, the Group raised net proceeds of £1.0 million by way of an equity subscription and post year end entered into a £1.0 million convertible loan agreement.

Eranova

As announced in October 2020, the Group made an investment representing 1.6% of the enlarged capital of Eranova SAS (at £130,000 including costs) as part of a €6.00 million pre-industrial plant project. The pilot plant was completed on schedule during October 2021 and was operational and processing small volume commercial orders during 2022.

In recent months Eranova raised additional capital and have been awarded government grants to further expand the early-stage production facility in Marseille, France. They have finished products with the Eranova technology in the French retail sector and in particular listed in Casino, Carrefour, Intermarche and Franprix.

Eranova has also signed its first €2.10 million pre-production licencing agreement to build a facility in Indonesia which is currently in the early stages of development. Symphony, as a strategic shareholder of Eranova has an agreement to market Eranova's biobased green algae product derived from green algae.

Our d₂w and d₂p technologies are fully compatible with Eranova's biobased product and we expect this will become a major growth area for Symphony in the longer term.

EU action

As previously announced, Symphony commenced a legal action against the Commission, Parliament and Council of the EU having been advised by three specialists in EU law that Article 5 of the Directive 2019/904 is unconstitutional. A court hearing was held in Luxembourg on 20 March 2023. A written judgment will be delivered in due course, which the Company's legal advisers estimate could be 12 to 15 months after the hearing.

Following the hearing, Symphony's legal team remain confident that the EU acted unlawfully in imposing a ban on a material which they call "oxo-degradable plastic" in Article 5 of the Directive. In any event, Symphony does not accept that the ban applies to oxo-biodegradable plastics, which are made by incorporating Symphony's d₂w masterbatch into ordinary plastic, and do not have any of the undesirable characteristics listed in Recital 15 of the Directive.

Current trading and outlook

Symphony's financial performance in Q1-23 has sharply improved from 2022, and the Board expect Symphony to move back into profitability in the coming months which is underpinned by the following:

- Middle East manufacturing and sales on plan
- Global sales increases in most sectors including d₂w and d₂p
- Administrative cost base now set 25% lower than 2022 levels
- Distribution costs significantly reduced due to generally lower shipping rates and efficiencies from the Middle East factory
- Gross profit margins currently approximately 5% higher

Additionally, the near-term commercialisation of several projects together with improving global business dynamics is expected to have a significant and positive effect on sales with profitability anticipated in the coming months.

After the unexpected and lengthy delays experienced during 2022, we are encouraged by the sharply improved momentum, activity and trading performance across the Group and are confident that we will be able to announce further positive updates in the coming months.

M Laurier

Chief Executive

26 May 2023

2022 Roundup

The year was off to a good start when in March 'Better Earth' launched nutritional supplement bottles made with d₂w plastic technology at the Natural Products Expo in the USA.

Better Earth has been working with Symphony for the last two years on research and development, followed by trials to demonstrate the reduction of the negative environmental impact of discarded plastic bottles. We were excited to be part of this project, particularly as it is the first commercial use of d₂w in plastic bottles.

In April 2022 the consumer Goods Forum published their nine "Golden Design Rules" for optimal plastic design, production, and recycling. Rule 2 was headed "Remove problematic elements from packaging and included what they called oxo-degradable plastics, but they did make it clear that this rule does not apply to oxo-biodegradable plastics such as d₂w. The Consumer Goods Forum are right to exclude d₂w as it is tested according to ASTM D6954 for degradation, biodegradation and non-ecotoxicity, and it can be recycled at scale without the need for separation.

Also in April, Symphony Environmental India Pvt Ltd (a joint venture between Symphony and the Indorama Corporation) won a major sustainability award.

The Vivekananda Sustainability Summit recognises nationwide efforts across India to implement the United Nations' 17 Sustainable Development Goals. Symphony India were nominated in the category 'Development of new materials contributing to sustainability through scientific innovation to the improvement of the environment'.

Staying with our biodegradable plastic technology, we were not surprised when the Government of Peru confirmed in June, that d₂w is not an "oxo-degradable" plastic and does not generate microplastics. We have been telling people this for years, and yet misinformation abounds. For the avoidance of all doubt d₂w does degrade and biodegrade on land and in the marine environment without leaving toxic residues or microplastics behind, and there are plenty of studies to prove it.

We are always grateful when Governments undertake their own due diligence, especially when it results in acknowledgement and validation for one of our technologies. The Mexican government were the latest to do so in August when they published a new Mexican Technical Standard for biodegradable plastic technology such as d₂w, effective from October. We think that this will have positive commercial implications for Symphony in Mexico and the Latin America region.

Not forgetting d₂p. Following on from extensive trials of d₂p-enhanced plastic bread packaging and obtaining regulatory approvals in 2020 and 2021, a new exclusivity agreement with Grupo Bimbo was made in June and was another step towards major commercial progress

for our d₂p technology. Grupo Bimbo is the largest bread manufacturer in the western world, and we will be supplying our d₂p antimicrobial masterbatch to their nominated bread packaging manufacturers across the whole of the American continent.

We have also seen increased demand for our d₂p anti-insect technology particularly for use in drip-tape and plastic irrigation pipes. Using d₂p in these products, significantly reduces damage caused by insects and saves water and money.

After surviving all the trials and tribulations of the COVID pandemic, the Symphony team were keener than ever to make some new friends and re-connect with old ones at the K Show in Dusseldorf in October. This was the sixth time that Symphony had participated in this fantastic triennial event. The stand looked amazing, if we do say so ourselves, and the team were pleased to be back meeting people face to face.



Corporate Social Responsibility

We are committed to reducing our energy requirements and waste, so we carefully monitor the energy we consume and the waste we generate.

We are also pro-active in working to avoid pollution and help our customers do the same. To this end we have embedded these principles into our business models and activities.

We strive to supply the most environmentally beneficial products and our d_2w prodegradant technology has been specifically designed to be consistent with these principles.

In April 2022 our joint-venture company in India was awarded the prize for scientific innovation in sustainability, and pioneering efforts to achieve a better and more sustainable future for all, at the Vivekananda Sustainability Summit. In recognition of efforts across India to implement the United Nations' 17 Sustainability Development Goals.

We have worked to ensure we have production facilities in several locations around the world to minimise the transport of products and raw materials and reduce our carbon footprint.

We are committed to the wider community, supporting local and national charities whenever we can and regularly providing opportunities for young people in our offices and laboratory.

This year we have supported two students, one of which is completing their professional training in industry as part of their undergraduate science degree and the other on secondment to the company, now in the second year of her research project for her PhD in polymer science and degradation.

Members of our technical team continue to collaborate with academia and standards bodies like ASTM to further research and development of our technologies and products.



Strategic Report

Principal activities, business review and future developments

The primary business activities of the Group are the development and supply of environmental plastic additives and masterbatches, together with the development and supply of environmental plastic and rubber finished products to a global market.

A review of the business is given in the Chairman's Statement on page 12 together with the Chief Executive's Review on pages 13 to 15. Future developments are summarised in the Current Trading and Outlook section of the Chief Executive's Review on page 15.

Key performance indicators

The Directors have monitored the progress of the overall Group strategy by reference to certain financial and non-financial key performance indicators.

Key performance indicator	2022	2021	Method of calculation
Revenue (£'000)	6,154	9,161	Revenues for the Group
Gross profit margin (%)	37.0%	39.2%	The ratio of gross profit to sales
Number of distributors	79	77	Number of distribution agreements

These are discussed within the Chairman's Statement and Chief Executive's Review.

Research and development

The Group invests in research and development expenditure and an amount of £510,000 (2021: £494,000) are included in the operating loss for the year. Development expenditure of £168,000 (2021: £166,000) has been incurred during the year as an addition to intangible fixed assets. See note 12.

The Group makes claims under the Government's R&D tax credit scheme. The Group received £120,000 in the year relating to the 2021 claim. A claim will be made for 2022. See note 8.

Section 172 report

The Section 172 Report is shown on page 19.

Principal risks and uncertainties

The Principal Risks and Uncertainties of the Group are shown on page 20.

Approval

The Strategic Report was approved on behalf of the Board on 26 May 2023.

M Laurier

Chief Executive

26 May 2023

Section 172 Report

This report describes how the Directors have regard to the matters set out in section 172 (1) (a) to (f) of the Companies Act 2006 when performing their duties. This report should be read in conjunction with the Chairman's Statement on page 12 and Chief Executive's Review on pages 13 to 15.

Shareholders

The Board's main duty is to promote the Company and Group for the benefit of shareholders and it does this by developing products which it believes will be commercially successful, and by implementing routes and channels in order to maximise revenues generated by these products. The Board considers this in the long-term and has over many years developed its networks of customers and distributors, and extensive product offerings. The Board uses its regular meetings to oversee strategy implementation and challenge when necessary. The Company discusses its activities and plans with its corporate advisors and brokers who are able to review and advise considering the Company's wider shareholder base. Regular communications are carried out with larger shareholders. Any communications received from shareholders are responded to in good time.

Communities and the environment

Symphony is built around sustainability and commitment to the environment and is constantly searching for ways to further protect the natural and human world. The Group's suite of d₂w and d₂p products have been developed with human health and the environment in mind. The Board believes that the Group's technologies enable end users to fulfil many of their own community and environmental criteria. The Group also uses factories located as close to its customers as possible, reducing the transport carbon footprint. See below in respect to a new production facility in the Middle East.

The Group and its associates are constantly engaged with governmental decision makers and associated organisations around the world in order to input on developing key packaging regulations. The Group is on the approved lists of many governmental regulatory authorities including SASO (Saudi Arabia) and ESMA (UAE).

Employees

The Board is committed to a culture of openness and integrity. There is an open-door policy for all staff, and the executives make themselves available to all members of staff at all times. The Group also has heads of departments who are responsible for day to day management of staff, which ensures meeting agendas, change management and other topics include input from all of the Group's staff. This also allows for effective dialogue and feedback between the executives and staff via the department heads. Staff training is actively encouraged and the Group is certified to ISO 9001 and ISO 14001.

Distributors, customers and suppliers

The Group operates an extensive distributor network with a number of distributors selling Symphony's products for ten years or more. The Group works alongside its distributors in helping end-customers with their packaging solutions. Every three years, the Group holds distributor conferences and works alongside them at exhibitions held globally. The Group has dedicated teams managing the distribution network on a regional basis which allows for input from, and dialogue with, the Group's distributors on areas that affect them. Meetings are also held regularly between the executives and the distributors. The Group uses a small number of dedicated suppliers and works with them on many areas of product development. The executives also meet with key suppliers from time to time.

Key decisions made during the year

During the year the Board made certain decisions relating to the operations of the Group and developments of its products. Three key decisions were:

- The Group worked with its Middle East distributor to assist in the setup of d₂w manufacturing facilities in the region. This was to enable reduced working capital requirements, elimination of shipping costs, and the marketing benefits of having local manufacturing presence; and
- The Group focused on markers in the USA including bottles and non-woven products. A contract with Better Earth was entered into during the year; and
- The Group changed its glove strategy requiring regulatory approvals for its d₂p gloves as opposed to selling commodity non d₂p products. The Group are still working on obtaining various approvals required.

Principal Risks and Uncertainties

The Board is responsible for developing a comprehensive risk framework and a system of internal controls. We have identified the following as the principal risks and uncertainties the Group faces.

Principal Activity	Principal Risk	Impact	Mitigation
Political and Regulatory Risk	Negative government policy	The Group may not be able to market or sell products in areas where there are regulations in place which favour other technologies or are explicitly negative towards the Group's technologies.	The Group mitigates this risk by having a large and well-established global footprint and by being active in international standards committees, as well as liaising with appropriate governmental departments.
Publicity Risk	Negative media comments	The Group's products are in a high-profile area with a number of organisations competing for mainstream technological acceptance. This may lead to negative comments in the media who may prefer these other technologies over the Group's.	The Group mitigates this risk with active public relations activities both in house and use of external resources.
Market Risk	Market competition	The Group faces competition from suppliers of similar products which could affect revenues and/or gross margins.	The Group mitigates this risk by having a large number of distributors globally who can concentrate on any competition issues within their market, and also by differentiating the Group and its products by branding and marketing activities.
Operational Risk	Commodity pricing and availability	The Group uses commodity and speciality materials in the make-up of its products. There is a risk of price volatility and material availability.	The Group mitigates this risk by using more than one supplier of its raw materials and continually researching separate supply alternatives for the materials used.
Financial Risk	Foreign exchange rate fluctuation	The Group sells products in many countries and generates revenues in US Dollars and Euros. Foreign exchange rates fluctuate and, as such, assets created in foreign currencies are liable to constant revaluations into their Sterling equivalent	The Group mitigates this risk by purchasing, where practicable, in currencies to match revenues. The Group also has foreign exchange forward contracts and other facilities with its bank to use as and when appropriate.
Other Risks	Covid-19	Covid-19 is causing general uncertainty which has affected shipping costs and transit times as well as causing delays in trials being undertaken.	The Group uses multiple supply sources and manufactures products in multiple locations.

Board of Directors



**Michael
Laurier**

Chief Executive Officer

Appointed to the Board:
4 December 1998

Committee Membership:
None

Background and Experience:

Michael Laurier is the Chief Executive of the Company. Michael's career began with his long-established family packaging business, Brentwood Sack and Bag Co Limited. He took over responsibility for sales and production in the mid-seventies and changed the emphasis of the company's business from jute products to polythene packaging, introducing the then innovative high density and medium density polythene bags into the UK market in 1975. He co-founded Symphony Plastics in 1995.



**Ian
Bristow**

Chief Financial Officer

Appointed to the Board:
4 December 1998

Committee Membership:
None

Background and Experience:

Ian Bristow was in private practice for seven years, qualifying as a Chartered Certified Accountant in 1992. In 1994, he joined Brentapac UK Plc until it was sold in 1994. He went on to co-found Symphony in 1995 and has been Finance Director/Chief Financial Officer and Company Secretary of the Group since inception.



**Michael
Stephen**

Commercial Director & Deputy Chairman

Appointed to the Board:
3 August 2007

Committee Membership:
None

Background and Experience:

Michael Stephen was a member of the UK Parliament from 1992 to 1997 and was a member of the Trade and Industry Select Committee and the Environment Select Committee of the House of Commons, and was Parliamentary Private Secretary at the Ministry of Agriculture. He is Commercial Director and Deputy Chairman of the plc, and Chairman of its subsidiary companies since 2007. He qualified as a Solicitor with Distinction in Company Law. He was called to the Bar, and practised from chambers in London for many years, dealing with civil cases in the High Court and Court of Appeal.



**Nicolas
Clavel**

Independent Non-Executive Director & Interim Chairman

Appointed to the Board:
16 October 2008

Committee Membership:
Audit (Chairman),
Remuneration

Background and Experience:
Nicolas Clavel started his career in international banking in the mid-seventies and his area of expertise has been structured trade finance and equity investments with a particular focus on Emerging Markets. He is Chief Investment Officer of Scipion Capital Ltd, (the Investment Manager of Scipion African Opportunities Fund SPC). Nicolas is Swiss, and is based in London and Geneva.



**Shaun
Robinson**

Non-Executive Director

Appointed to the Board:
19 December 2014

Committee Membership:
Audit (Chairman),
Remuneration

Background and Experience:
Shaun Robinson has over 25 years' corporate finance, restructuring and active asset management experience and is a Chartered Certified Accountant. Shaun specialises in business development, M&A and tax/corporate structuring and management oversight.



**Robert (Bob)
Wigley**

Independent Non-Executive Director

Appointed to the Board:
6 April 2018

Committee Membership:
None

Background and Experience:
Bob is Chairman of UK Finance, and Vesta Global Holdings Ltd. He is Non-Executive Director of the Qatar Finance Centre Authority. From 2004 to 2009 he was Chairman of Merrill Lynch EMEA. He is a former member of the Court of the Bank of England and a former NED of Royal Mail Group. In 2009 he chaired the Green Investment Bank Commission for the then Chancellor of the Exchequer. He is an Honorary Fellow of Judge Business School, Cambridge University and a Visiting Fellow of Oxford University's Saïd Business School.



**Alexander
Brennan**

Executive Director

Appointed to the Board:
17 May 2022

Committee Membership:
None

Background and Experience:
The Founder and CEO of Brennan & Partners, Alexander has two decades' experience of delivering growth for businesses, both as a principal and as an advisor. He is a Non-Executive Director of Big Technologies PLC. Prior to founding Brennan & Partners in 2016, he was the CEO of a global infrastructure investment business, with investors drawn from Europe, the Middle East and Asia. This role built upon five years of international sales and business development experience with De La Rue PLC, working firstly in Europe and then the Americas. He began his career at Slaughter and May, where he practised as a corporate lawyer in London for several years.

Chairman's Corporate Governance Statement

Dear Shareholder

As Interim Chairman of the Board of Directors of Symphony Environmental Technologies plc ("Symphony", the "Company", or, together with the subsidiary companies, the "Group"), it is my responsibility to ensure that Symphony has both sound corporate governance and an effective Board. As Chairman, my responsibilities include leading the Board effectively, overseeing the Company's corporate governance model, and ensuring that information flows freely between Executives and Non-Executives in a timely manner.

It is the Board's job to ensure that Symphony is managed for the long-term benefit of all shareholders, with effective and efficient decision-making. Corporate governance is an important part of that role, reducing risk and adding value to our business. Our role as a Board is to create the conditions in which a resilient and successful business can continue to grow. Annually we review and determine our strategy and business model and then continuously monitor how management is implementing those plans. We review performance to ensure those plans remain on track or else are modified to take account of unforeseen circumstances.

The Directors of Symphony recognise the value of good corporate governance in every part of its business. As Symphony is an AIM listed company, it is required to have adopted a recognised corporate governance code and disclose how it complies with that code and, to the extent Symphony departs from the corporate governance provisions outlined by that code, it must explain its reasons for doing so. The Directors continue to adopt the Quoted Companies Alliance Corporate Governance Code (the "QCA Code"), which we believe is the most appropriate for a company of the size and stage of development of Symphony. The Board considers that compliance with the QCA Code enables us to serve the interests of all our key stakeholders, including our shareholders, and will promote the maintenance and creation of long-term value in the Company. This report describes our approach to governance, including information on relevant policies, practices and the operation of the Board and its Committees. Additional detail is also provided in the corporate governance statement on our website.

The Board considers that Symphony complies with the QCA Code so far as is practicable, having regard to the Group's current stage of evolution. A statement detailing both how the Company complies with the QCA Code, and areas of non-compliance, is outlined below.

QCA Principles:

1. Establish a strategy and business model which promotes long-term value for shareholders

The principal activity of the Group is the development and supply of environmental plastic additives and masterbatches, together with the development and supply of environmental plastic and rubber finished products to a global market. The Board has concluded that the Group's strategy of driving sales of its d₂w range of products through its network of distributors will deliver the highest medium and long-term value to its shareholders. In addition, the Board is focused on increasing revenues generated by its d₂p (designed to protect) range of products and technologies.

The Board intends to deliver shareholder returns through capital appreciation. Challenges to delivering strategy and long-term goals are governmental policy (both preventative and adoptive), market competition, foreign exchange risks and raw material price volatility and availability, all of which are outlined in Principle Risks and Uncertainties on page 20, as well as steps the Board takes to protect the Group, mitigate these risks and secure a long-term future for the Group.

2. Seek to understand and meet shareholder needs and expectations

Symphony places a great deal of importance on communication with its stakeholders and is committed to establishing constructive relationships with investors and potential investors in order to assist it in developing an understanding of the views of its shareholders. Beyond the Annual General Meeting, the Chief Executive Officer (CEO), Chief Financial Officer (CFO) and, where appropriate, other members of the senior management team meet regularly with investors and analysts to provide them with updates on the Group's business and to obtain feedback regarding the market's expectations of the Group.

The Group's investor relations activities encompass dialogue with both institutional and private investors. In addition, the Company communicates with its shareholders through its website, RNS and RNS Reach announcements, investor relations web interviews, investor shows, and the Company's Annual Report and Accounts.

Chairman's Corporate Governance Statement

Continued

The Annual General Meeting of the Company, normally attended by all the Directors, provides the Directors the opportunity to report to shareholders on current and proposed operations, and enables the shareholders to express their views of the Group's business activities. Shareholders are invited to ask questions during the meeting and to meet with Directors after the formal proceedings have ended. The CEO is considered the key contact for shareholder liaison.

Information on the Corporate Information section of the Group's Information on the website, www.symphonyenvironmental.com/corporate-information, is kept updated and contains details of relevant financial reports, presentations and other key information.

3. Take into account wider stakeholder and social responsibilities and their implications for long-term success

Symphony recognises that the Group's long-term future depends on environmental and social performance. Excellence in operational performance generates financial returns, however, enduring sustainable growth depends on being a responsible global citizen and earning the continued support of our customers, shareholders, communities and staff.

All of Symphony's stakeholders are encouraged to provide feedback to the Company by emailing info@d2w.net. The Company is open to receiving feedback from key stakeholders, and will take action where appropriate.

The Board recognises its responsibility to manage a business whilst acknowledging the Group's responsibility for the environment and helping its customers make the most environmentally-beneficial purchasing decisions. As the whole concept of Symphony is built around sustainability and commitment to the environment, we are constantly searching for ways to continue to protect the natural and human world. The Group's strategy is focused on providing environmentally-friendly plastic solutions, as well as plastic solutions which augment healthcare, food preservation and other human protection requirements, demonstrating the Group's commitment to Corporate Social Responsibility. Furthermore, Symphony Environmental Limited (the Company's trading subsidiary) is BSI certified to ISO 9001 and 14001. The Group also has an Environmental Policy in place.

All employees within the Group are valued members of the team, and the Board seeks to implement provisions to retain and incentivise its employees. The Group offers equal opportunities regardless of race, gender, gender identity or reassignment, age, disability, religion or sexual orientation. The Company's Executive Directors regularly meet managers to discuss staff comments, progress and well-being, and employees are also encouraged to engage directly with

Directors. This allows the Board to obtain feedback from employees. Symphony has Anti-Corruption and Health and Safety policies in place.

The Company was the winner of "ESG Company of the Year" at the 2021 Small Cap Awards for its outstanding global achievements in Environmental, Social and Governance. The Company is also a holder of the LSE Green Economy Mark.

Further information in relation to the Company's corporate social responsibility and copies of the above-stated policies can be found on the Company's website www.symphonyenvironmental.com/corporate-information.

4. Embed effective risk management, considering both opportunities and threats, throughout the organisation

The Board recognises the need for an effective and well-defined risk management process and it oversees and regularly reviews the current risk management and internal control mechanisms. The Company's key risks can be found in Principal Risks and Uncertainties on page 20.

The Board has overall responsibility for identifying, monitoring and reviewing the Company's risks, and assessing the systems of external control for effectiveness. They are also responsible for updating and maintaining the Company's risk register, which evaluates the impact of identified risks, as well as their mitigations. The Executive Directors report any new or changed risks, and any changes in risk management/control to the Board. The Board discusses all business matters having regard to the risk for the Group and to the extent that risks inherent in a particular activity are considered significant, appropriate action is taken and steps taken to mitigate the issue.

The Board is satisfied that the procedures in place meet the particular needs of the Group in managing the risks to which it is exposed. The Board is satisfied with the effectiveness of the system of internal controls, but by their very nature, these procedures can provide reasonable, not absolute, assurance against material misstatement or loss. The Board has delegated responsibility to the Audit Committee for ensuring that the Company's management has designed and implemented an effective system of internal financial controls and for reviewing, monitoring and reporting on the integrity of the consolidated financial statements of the Company and related financial information. The Audit Committee will maintain effective working relationships with the Board of Directors, executive management, and the external auditors and will monitor the independence and effectiveness of the auditors and the audit.

Chairman's Corporate Governance Statement

Continued

The Board has reviewed the need for an internal audit function and has decided that, given the nature of the Group's business and assets and the overall size of the Group, the systems and procedures currently employed provide sufficient assurance that a sound system of internal controls are in place, which safeguards the shareholders' investment and the Group's assets. An internal audit function is therefore considered unnecessary. However, the Board will continue to monitor the need for this function.

5. Maintain the Board as a well-functioning, balanced team led by the Chair

The Board comprises four Executive Directors, Michael Laurier, Ian Bristow, Michael Stephen and Alexander Brennan, and three Non-Executive Directors, Shaun Robinson, Nicolas Clavel and Robert Wigley. Nicolas Clavel is currently the Company's Interim Chairman. Nicolas Clavel and Robert Wigley are each regarded as Independent Directors by the Board notwithstanding that they hold a small number of shares and also hold options over Ordinary Shares. The Board considers that both Nicolas Clavel and Robert Wigley have demonstrated the utmost regard for independence, appropriately challenging the Board and maintaining high standards of corporate governance on the Board. Neither Nicolas nor Robert represent any shareholder on the Board and both have a background in finance within regulated industries. Accordingly, the Board believes that both Nicolas and Robert exercise independent judgement in all matters relating to the Group.

Shaun Robinson has an interest in Somerston Environmental Technologies Limited, which has a holding of 18.24% in the Group. For this reason he is not considered independent as required by the QCA Code. Shaun Robinson adds value with extensive knowledge of corporate, finance and public affairs. The Board is satisfied it has a suitable balance between independence on the one hand, and knowledge of the Company on the other. Biographies for each of the Directors are outlined on pages 21 to 22.

Board meetings are open and constructive, with every Director participating fully. Senior management are also invited to meetings when required, providing the Board with a thorough overview of the Group. The Board aims to meet at least four times in the year and, together with the Audit and Remuneration Committees, deals with all important aspects of the Group's affairs. The Committees have the necessary skills and knowledge to discharge their duties effectively. The Group considers that, at this stage of its development and given the current size of its Board, it is not necessary to establish a formal Nominations Committee. Instead, appointments to the Board are made by the Board as a whole. This position, however, is reviewed on a regular basis by the Board.

Attendance at Board and Committee Meetings for 2022 is shown below.

Director	Position	Board Meetings attended in 2022	Audit Committee meetings	Remuneration Committee meetings
Michael Laurier	Chief Executive Officer	9/9	–	–
Ian Bristow	Chief Financial Officer	9/9	–	–
Michael Stephen	Commercial Director & Deputy Chairman	9/9	–	–
Nicholas Clavel	Non-Executive Director & Interim Chairman	9/9	2/2	2/2
Shaun Robinson	Non-Executive Director	9/9	2/2	2/2
Robert Wigley	Non-Executive Director	9/9	–	–
Alexander Brennan	Non-Executive Director (Appointed 17 May 2022)	5/5	–	–

Chairman's Corporate Governance Statement

Continued

In order to be efficient, the Directors meet formally and informally both in person or where this is not possible, by internet conference, and by telephone. The Board receives timely information in a form and of a quality appropriate to enable it to discharge its duties. Board papers are circulated by email with sufficient time before meetings, allowing time for full consideration and necessary clarifications before the meetings. Board papers are compiled into a board pack for the meetings themselves.

All Directors of the Board have sufficient time, availability, skills and expertise to perform their roles and this is regularly reviewed by the Board. The Board has considered other roles that each Non-Executive Director has outside of the Company and consider that they are able to devote such time as is necessary for the proper performance of their duties and attend all Board meetings, unless prior good reason is provided in advance.

The Company has two Committees, an Audit Committee and a Remuneration Committee. The Committees have the necessary skills and knowledge to discharge their duties effectively. As with Board papers, Committee papers are drafted and circulated to members of the Committee with sufficient time before the meeting.

The Company has effective procedures in place to monitor and deal with conflicts of interest. The Board is aware of the other commitments and interests of its Directors, and changes to these commitments and interests are reported to and, where appropriate, agreed with the rest of the Board.

6. Ensure that between them the Directors have the necessary up-to-date experience, skills and capabilities

The Company believes that the current balance of skills in the Board as a whole reflects a very broad range of personal, commercial and professional skills. The Directors' varied backgrounds and experience give Symphony a good mix of the knowledge and expertise necessary to manage the business effectively (see biographies on pages 21 to 22).

Ian Bristow is Symphony's Company Secretary and is responsible for ensuring that Board procedures are followed and that the Company complies with all applicable rules, regulations and obligations governing its operation, as well as helping the Chairman maintain standards of corporate governance.

There are processes in place enabling Directors to take independent advice at the Company's expense in the furtherance of their duties, and to have access to the advice and services of the Company Secretary.

In order to keep Director skillsets up to date, the Board uses third parties to advise the Directors of their responsibilities as a Director of an AIM company, which includes receiving advice from the Company's nominated adviser and external lawyers. External advice is sought for material legal and regulatory matters when required. During the year external advice was sought in relation to a legal case taken against the European Union and US regulatory advice in respect to the Groups d₂p technology for bread wrapping. The Board encourages Directors to receive training on relevant developments if required. The Board reviews the appropriateness and opportunity for continuing professional development in order to keep each Director's skillset up to date.

The Board will seek to take into account any Board imbalances for future nominations. The Company is committed to a culture of equal opportunities for all employees regardless of gender. The Board aims to be diverse in terms of its range of culture, nationality and international experience. All seven Board members are currently male. If it is agreed to expand the Board, the Board will, subject to identifying suitable candidates, look to fill at least one of the vacancies with a female Director. The current position as Chairman is an interim measure and the Board will seek a suitable permanent Chairman when appropriate.

If required, the Directors are entitled to take independent legal advice and if the Board is informed in advance, the cost of the advice will be reimbursed by the Company. In addition to their general Board responsibilities, Non-Executive Directors are encouraged to be involved in specific workshops or meetings, in line with their individual areas of expertise. The Board shall review annually the appropriateness and opportunity for continuing professional development, whether formal or informal.

7. Evaluate Board performance based on clear and relevant objectives, seeking continuous improvement

The structure of the Board is subject to continual review to ensure that it is appropriate for the Company. The Board currently runs a self-evaluation process on Board effectiveness. It is intended that the Board will create a more formal Board evaluation process in the future, which will focus more closely on defined objectives and targets for improving performance.

In Board meetings/calls, the Directors discuss areas where they feel a change would be beneficial for the Group taking appropriate advice when required.

Chairman's Corporate Governance Statement

Continued

The Company has not yet adopted a policy on succession planning, in particular with regard to the Company's Chief Executive, Michael Laurier. The Chief Executive is however required to give one month's notice under his contract of employment if he wishes to leave the Company. The Board is considering succession planning as part of its regular review of Board effectiveness and will implement a policy at the appropriate time.

The Board is committed to undertaking reviews of Board and Committee performance and of individual Board members which will be carried out regularly as part of a board performance evaluation and in particular that their contribution is relevant and effective, that they are committed, and where relevant, they have maintained their independence. There were no formal evaluations undertaken during the year.

8. Promote a corporate culture that is based on ethical values and behaviour

The Board recognises that its decisions regarding strategy and risk will impact the corporate culture of the Group as a whole and that this will impact performance. The Board is aware that the tone and culture set by the Board will greatly impact all aspects of the Group as a whole and the way that employees behave. The corporate governance arrangements that the Board has adopted are designed to ensure that the Group delivers long term value to its shareholders, and that shareholders have the opportunity to express their views and expectations for the Group in a manner that encourages open dialogue with the Board.

A large part of the Group's activities are centred upon an open and respectful dialogue with employees, customers and other community and environmental stakeholders. Therefore, the importance of sound ethical values and behaviour is crucial to the ability of the Group to successfully achieve its corporate objectives and successfully promote its eco-friendly products. The Board places foremost importance on this aspect of corporate life and seeks to ensure that this flows through all that the Group does.

The Directors consider that at present the Group has an open culture facilitating comprehensive dialogue and feedback and enabling positive and constructive challenge. The Executive Directors regularly meet managers and discuss staff well-being, development and staff feedback. Employees are encouraged to engage directly with Directors, and the Group seeks to promote Group values and behaviour through a top-down approach. Symphony also has an employee handbook.

Furthermore, Symphony has a number of policies in place aimed to protect its staff, such as Anti-corruption and Health and Safety, as well as an Environmental Policy. The Environmental Policy is focused on supplying the most environmentally beneficial products to its customers, and to purchase and sell products which can be re-used, recycled and will biodegrade, demonstrating the Company's commitment to its corporate social responsibility. As stated above, Symphony's trading subsidiary is also BSI certified to ISO 9001 and 14001.

The Company has adopted a Share Dealing Policy which is intended to assist the Company and its staff in complying with their obligations under the Market Abuse Regulation ("MAR") which came into effect in 2016. The Policy addresses the securities dealing restrictions set out in MAR and reflects the requirements set out in the AIM Rules.

9. Maintain governance structures and processes that are fit for purpose and support good decision-making by the Board

The Board is committed to, and ultimately responsible for, high standards of corporate governance, and has chosen to adopt the QCA Code. The Board reviews its corporate governance arrangements regularly and expects them to evolve these over time, in line with the growth of the Group. The Board delegates responsibilities to certain Committees and individuals as it sees fit.

The Chairman's principal responsibilities are to ensure that the Company and its Board are acting in the best interests of shareholders, and leadership of the Board is undertaken in a manner which ensures that the Board retains its integrity and effectiveness, with the right Board dynamic and ensuring that all important matters, in particular strategic decisions, receive adequate time and attention at Board meetings.

The CEO has, through powers delegated by the Board, the responsibility for leadership of the management team in the execution of the Group's corporate strategies and for the day-to-day management of the business. The CEO can be assisted in his duties by the other Executive Directors. The CEO for Symphony is also the principle contact for liaison with shareholders and, together with the CFO, all other stakeholders.

The Non-Executives Directors are tasked with constructively challenging the decisions of executive management and satisfying themselves that the systems of business risk management and internal financial controls are robust. The Executive Directors seek regular counsel from the Non-Executive Directors outside of Board meetings.

Chairman's Corporate Governance Statement

Continued

Whilst the Board has not formally adopted appropriate delegations of authority setting out matters reserved to the Board, there is effectively no decision of any consequence made other than by the Directors. All Directors participate in the key areas of decision-making, including the following matters:

- o oversee the Group's strategic objectives and policies;
- o review of performance and controls;
- o oversee all aspects of the Company's finances;
- o decide on key business transactions;
- o manage risk; and
- o manage the interests of all stakeholder groups.

The Board delegates authority to two Committees to assist in meeting its business objectives whilst ensuring a sound system of internal control and risk management. The Committees meet independently of Board meetings. The committees are currently being reviewed in relation to the number of independent members.

Audit Committee

The Audit Committee Report is on page 34 which details work undertaken during the year.

Committee members and attendance

The Audit Committee currently comprises Nicolas Clavel (Chair) and Shaun Robinson.

The Board considers that Nicolas Clavel has sufficient relevant financial experience to chair the Audit Committee given that he has over 30 years' experience in financial services and is Chief Investment Officer of Scipion Capital Limited. Shaun Robinson is a Chartered Certified Accountant.

The Committee is required by its terms of reference to meet at least twice a year. The Committee Chairman may invite other Directors or executives of the Company and any external advisors to attend all or part of any meetings as and when deemed appropriate.

Objectives and responsibilities

The Committee is responsible for monitoring the integrity of the Group's financial statements, including its Annual and Interim Reports, preliminary results announcements and any other formal announcements relating to its financial performance prior to release.

The Committee's main responsibilities can be summarised as follows:

- o to review the Group's internal financial controls and risk management systems;
- o to monitor the integrity of the financial statements and any formal announcements relating to the Group's financial performance, reviewing significant judgements contained in them;
- o to make recommendations to the Board in relation to the appointment of the external auditors and to recommend to the Board the approval of the remuneration and terms of engagement of the external auditors;
- o to review and monitor the external auditors' independence and objectivity, taking into consideration relevant UK professional and regulatory requirements;
- o to develop and implement policy on the engagement of the external auditors to supply non-audit services, taking into account relevant ethical guidance regarding the provision of non-audit services by the external auditors; and
- o to report to the Board, identifying any matters in respect of which it considers that action or improvement is needed, and to make recommendations as to steps to be taken.

Remuneration Committee

The Remuneration Committee Report is on pages 35 to 36 which details work undertaken during the year.

Committee members and attendance

Symphony's Remuneration Committee currently comprises Shaun Robinson (Chair) and Nicolas Clavel. The Board considers that Shaun Robinson has sufficient relevant experience to chair the Remuneration Committee, given that he is a Chartered Certified Accountant, with over 25 years' experience in the financial operation and management oversight of a number of businesses.

The Committee is required by its terms of reference to meet at least once a year. The Committee Chairman may invite other Directors or executives of the Company and any external advisors to attend all or part of any meetings as and when deemed appropriate.

Chairman's Corporate Governance Statement

Continued

Objectives and responsibilities

The Remuneration Committee's main responsibilities can be summarised as follows:

- o To determine the framework or broad policy for the remuneration of the Executive Directors, and such other senior executives as it is requested by the Board to consider. The remuneration of the Non-Executive Directors shall be a matter for the executive members of the Board. No Director shall be involved in any decisions as to their own remuneration;
- o To determine such remuneration policy, taking into account all factors which it deems necessary (including relevant legal and regulatory requirements);
- o To review the ongoing appropriateness and relevance of the remuneration policy, including policy comparisons with market competitors;
- o To design and determine targets for any performance related pay schemes operated by the Company and approving the total annual payments made under such schemes;
- o To review the design of, and any changes to, all share incentive plans;
- o To advise on any major changes in employee benefits structures throughout the Company or Group; and
- o To consider any matter specifically referred to the Committee by the Board.

Terms of reference for the Audit and Remuneration Committees are available at: <https://www.symphonyenvironmental.com/corporate-information/corporate-governance>

Nomination Committee

The Group considers that, at this stage of its development and given the current size of its Board, it is not necessary to establish a formal Nominations Committee. Instead, appointments to the Board are made by the Board as a whole. This position however, is reviewed on a regular basis by the Board.

The Chair and the Board continue to monitor and evolve the Company's corporate governance structures and processes, and maintain that these will evolve over time, in line with the Company's growth and development.

10. Communicate how the company is governed and is performing by maintaining a dialogue with shareholders and other relevant stakeholders

The Board is committed to maintaining effective communication and having a constructive dialogue with its shareholders, other relevant stakeholders and prospective investors. The Company intends to have ongoing relationships with both its private and institutional shareholders (through meetings and presentations) as well with analysts, and for them to have the opportunity to discuss issues and provide feedback at meetings with the Directors.

In addition, all shareholders are encouraged to attend the Company's Annual General Meetings. All 2022 AGM resolutions were passed comfortably. The Board already discloses the result of general meetings by way of an announcement, which discloses the proxy voting numbers to those attending the meetings. The Company has not historically announced the detailed results of shareholder voting to the market but it intends to do so for future General Meetings. The Board intends that, if there is a resolution passed at a General Meeting with 20% or more votes against, the Company will seek to understand the reason for the result and, where appropriate, take suitable action.

The Corporate Information section of the Group's website, www.symphonyenvironmental.com/corporate-information is kept updated and contains details of relevant financial reports, corporate videos/ presentations and other key information.

N Clavel

Interim Chairman

26 May 2023

Directors' Report

The Directors present their report and the audited annual report and accounts of the Group for the year ended 31 December 2022.

Principal activity

Symphony Environmental Technologies plc is a public limited company incorporated in England and Wales, registered number 03676824, with registered office at 6 Elstree Gate, Elstree Way, Borehamwood, Hertfordshire, WD6 1JD. The Company is quoted on the AIM market of the London Stock Exchange.

The principal activity of the Group is the development and supply of environmental plastic additives and masterbatches, together with the development and supply of environmental plastic and rubber finished products to a global market.

Review of business and future developments

The Strategic Report on page 18 provides a review of the business, the Group's trading for the year ended 31 December 2022, key performance indicators, and an indication of future prospects and developments. Page 20 presents the principal risks and uncertainties facing the business. The Directors as referred to in these annual report and accounts are the directors of Symphony Environmental Technologies plc only.

Results and dividends

The trading results for the year and the Group's financial position at the end of the year are shown in the attached annual report and accounts.

The loss for the year after taxation amounted to £2,887,000 (2021: loss £1,406,000).

The Directors do not recommend the payment of a dividend (2021: £nil).

The results for the year ended 31 December 2022 are set out in the consolidated statement of comprehensive income on page 44.

Directors

The Directors who served during the year ended 31 December 2022 and up to the date of signing the financial statements were as follows:

N Clavel – Non-Executive Director & Interim Chairman

M Laurier – Chief Executive Officer

I Bristow FCCA – Chief Financial Officer

M Stephen – Commercial Director & Deputy Chairman

S Robinson – Non-Executive Director

R Wigley – Non-Executive Director

A Brennan – Executive Director

In accordance with the Articles of Association, one third of the Directors must retire by rotation from office at each AGM.

Directors' interests

The Directors in office at the end of the year, together with their beneficial interests in the shares of the Company, were as follows:

Ordinary Shares of £0.01 each	At 31 December 2022	At 1 January 2022
M Laurier	23,424,316	23,424,316
I Bristow	1,163,731	1,163,731
M Stephen	1,352,176	1,352,176
N Clavel	550,000	550,000
S Robinson	11,518,248	11,518,248
R Wigley	200,000	200,000
A Brennan	-	-

Details of the Directors' interests in options granted under the Group's share scheme are set out in the Remuneration Committee Report on page 36.

Financial risk management policies and objectives

The Group's financial risk management policies are detailed in note 23 to the annual report and accounts.

A summary of the Group's key operating risks is set out on page 20. The Group's risk management policies and objectives including exposure to liquidity risk, interest rate risk, currency risk, and credit risk, are contained in note 23 to the annual report and accounts.

Directors' Report

Continued

Streamlined Energy and Carbon Reporting (SECR)

The Companies Act 2006 (Strategic Report and Directors' Report) Regulation 2018 requires disclosure of annual UK energy consumption and Greenhouse Gas (GHG) emissions from SECR regulated sources.

Reported energy and GHG emissions data is compliant with SECR requirements and has been calculated in accordance with the GHG Protocol and SECR guidelines. Energy and GHG emissions are reported from buildings and transport where operational control is held – this includes electricity and natural gas. The Group does not have any company-owned vehicles. The table below details the regulated SECR energy and GHG emission sources for the reported periods.

	2022 Energy mWh	2022 Emissions tCO ₂ e	2021 Energy mWh	2021 Emissions tCO ₂ e
100% UK				
Natural gas	34.4	6.18	44.2	8.10
Electricity	194.7	37.65	166.8	35.42
Total	229.1	43.83	211.0	43.52
Intensity ratio				
£million revenue		6,154		9,161
tCO₂e per £million of revenue		7.13		4.7

Metered kWh consumption is taken from supplier invoices where possible or calculated using manual meter readings. Transport emissions were significantly below 1 tonne and so have not been reported. Conversions to tCO₂e were made using DEFRA's "UK Government GHG Conversion Factors for Company Reporting" Conversion Factors 2022 publication.

The Group is committed to reducing its environmental impact and contribution to climate change. The Group is certified to ISO 14001, monitors its energy impact on a regular basis and undertakes to minimise energy consumption where practicable.

Share capital

Full details of changes in the Company's share capital during the year and after the year end are set out in note 18 to the annual report and accounts. Details of employee share options and warrants are also set out in note 18.

Significant shareholdings

The significant shareholders in the Company (holding shares in excess of 3%) as at 31 December 2022 are as follows:

Shareholder	% total shareholding
Somerston Environmental Technologies Limited	18.24%
M Laurier	12.68%
Sea Pearl Ventures Limited (Prior Vincel Investments Limited)	17.39%
S Robinson*	6.23%

* Including S Robinson's interests in Somerston Environmental Technologies Limited shareholding.

Political donations

During the year ended 31 December 2022 the Group made no political donations (2021: £nil).

Going concern

The Group has made an operating loss of £2.93 million for the year (2021: loss £1.48 million). The Group has continued to invest heavily on marginal costs to drive its operations on a technical and marketing standpoint. This has resulted in multiple sales opportunities which are expected to come to fruition in the short-term.

On the basis of current financial projections, which have been drawn out to the end of 2024, including a sensitised cash flow analysis, together with available funds and facilities, the Directors are satisfied that the Group has adequate resources to continue in operational existence for at least 12 months from the date of approval of the financial statements, and accordingly, continue to adopt the going concern basis in preparing the Group and Company financial statements.

This is primarily underpinned by the Group being on track to achieve at least break even during H1-2023 which is driven by the following:

- Middle East volumes in Q1-2023 matching FY-2022
- Repeat and growing d₂p AI business
- Steadier main markets in Far East and Latin America
- New/growing business for d₂w in North America
- Administrative costs significantly lower than in 2022
- Distribution costs significantly lower than in 2022 with general freight rates down and new the Middle East factory cutting out expensive shipping from Taiwan
- Lower raw material costs – mainly in polymer which makes up 90% plus of product volume

In addition, the Group has since the year end received a £1 million convertible loan (see Events since statement of financial position date) and is also supported by an invoice finance facility from the Group's bankers.

Directors' Report

Continued

Events since statement of financial position date

On 9 March 2023 the Company entered into a £1 million convertible loan agreement with Sea Pearl Ventures Limited with the following main terms:

- o Loan principal: £1,000,000 (unsecured)
- o Conversion at 1 year and 30 days (no earlier)
- o Conversion price: 80% of the volume weighted average share price for the 3 months prior to conversion
- o Interest: 7% per annum, payable as accrued on repayment and/or conversion
- o Symphony able to repay the loan in full or in part before conversion at its discretion

There have been no other material events since the statement of financial position date.

Information received by the Board

The Board receives information on a regular basis enabling it to review operational and financial performance (including sales activity and working capital management); forecasts (including comparison with market expectations); potentially significant transactions and strategy.

Website

Our corporate website at www.symphonyenvironmental.com/corporate-information/company-reports-and-general-meetings provides access to Company information, public announcements, published financial reports and contact details.

Directors' indemnification and insurance

The Company's articles of association provide for the directors and officers of the Company to be appropriately indemnified, subject to the provisions of the Companies Act 2006. The Company purchases and maintains insurance for the directors and officers of the Company in performing their duties, as permitted by section 233 of the Companies Act 2006.

Matters covered in the Strategic Report

As permitted by section 414C(11) of The Companies Act 2006, certain matters which are required to be disclosed in the Director's Report have been omitted as they are included in the Strategic Report instead. The matters relate to; principal risks and uncertainties, research and development and key performance indicators.

Auditor

Mazars LLP has expressed its willingness to continue in office as auditor to the Company. A resolution to reappoint Mazars LLP will be proposed at the forthcoming AGM.

Provision of information to the auditors

Each of the Directors who held office at the date of approval of this Directors' Report confirms that:

- o so far as he is aware, there is no relevant audit information of which the Company's and Group's auditor is unaware; and
- o he has taken all the steps he ought to have taken as a Director in order to make himself aware of any information needed by the Company and the Group's auditors in connection with their report and to establish that the auditors are aware of that information.

AGM

The 2023 AGM date is still to be set. The notice of AGM and the ordinary and special resolutions to be put to the meeting will be notified to shareholders separately from these accounts.

Approval

The Directors' report was approved on behalf of the Board on 26 May 2023.

M Laurier
Chief Executive

26 May 2023

Directors' Responsibilities Statement

The Directors are responsible for preparing the Annual Report and the Group and Company financial statements in accordance with applicable UK law and UK-adopted international accounting standards.

Under Company law the Directors must not approve the Group and Company financial statements unless they are satisfied that they present fairly the financial position, financial performance, and cash flows of the Group and Company for that period. In preparing those financial statements, the Directors are required to:

- o Select suitable accounting policies for the Group's financial statements and apply them consistently;
- o Prepare the financial statements on the going concern basis unless it is inappropriate to presume that the Group will continue in business;
- o Present information, including accounting policies, in a manner that provides relevant, reliable, comparable and understandable information;
- o Provide additional disclosures when compliance with the specific requirements in the UK-adopted international accounting standards is insufficient to enable users to understand the impact of particular transactions, other events and conditions on the Group's financial position and financial performance;
- o State that the Group and the Company have complied with UK-adopted international accounting standards subject to any material departures disclosed and explained in the financial statements; and
- o Make judgements and estimates that are reasonable and prudent.

The Directors are responsible for keeping adequate accounting records that are sufficient to show and explain the Group's transactions and disclose with reasonable accuracy at any time the financial position of the Company and the Group and enable them to ensure that the financial statements comply with the Companies Act 2006 and Article 4 of the IAS regulation. They are also responsible for safeguarding the assets of the Company and the Group and hence for taking reasonable steps for the prevention and detection of fraud and other irregularities.

The Directors are responsible for the maintenance and integrity of the Company's website. Legislation in the UK may differ from legislation in other jurisdictions.

Each of the active Directors, whose names are listed in the Directors' Report above, confirms that, to the best of his knowledge:

- o The Group financial statements which have been prepared in accordance with UK-adopted international accounting standards, give a true and fair view of the assets, liabilities, financial position and profit of the Group.
- o The Strategic Report includes a fair review of the development and performance of the business and the position of the Group and the Company, together with a description of the principal risks and uncertainties that it faces.
- o The Directors consider that the Annual Report and Accounts, taken as a whole is fair, balanced and understandable.

This responsibility statement was approved by the Board on 26 May 2023.

N Clavel
Interim Chairman

26 May 2023

Audit Committee Report

Dear Shareholder

As the Chairman of Symphony's Audit Committee, I present my Audit Committee Report for the year ended 31 December 2022, which has been prepared by the Committee and approved by the Board.

The Committee is responsible for reviewing and reporting to the Board on financial reporting, internal control and risk management, and for reviewing the performance, independence and effectiveness of the external auditors in carrying out the statutory audit. The Committee advises the Board on the statement by the Directors that the Annual Report and Accounts when read as a whole is fair, balanced and understandable, and provides the information necessary for shareholders to assess the Group's performance, business model and strategy.

During the year, the Committee's primary activity involved meeting with the external auditors, considering material issues and areas of judgement, and reviewing and approving the interim and year end results and accounts.

Accordingly, the Committee recommended to the Board that Mazars LLP be re-appointed for the next financial year.

During 2022, the Committee:

- o met with the external auditors to review and approve the annual audit plan and receive their findings and report on the annual audit;
- o considered significant issues and areas of judgement with the potential to have a material impact on the financial statements;
- o considered the integrity of the published financial information and whether the Annual Report and Accounts taken as a whole are fair, balanced and understandable and provide the information necessary to assess the Group's position and performance, business model and strategy; and
- o reviewed and approved the interim and year end results.

In addition to the Committee's ongoing duties, the Committee has and will continue to:

- o consider significant issues and areas of judgement with the potential to have a material impact on the financial statements; and
- o keep the need for an internal audit function under review, having regard to the Company's strategy and resources.

Significant issues considered for the year ending 31 December 2022

The Committee considered:

- o Revenue recognition and in particular the revenue cut-off over the year-end, and was satisfied that IFRS 15 was correctly applied.
- o Capitalised development costs and was satisfied that IAS 38 was correctly applied.

Audit Committee effectiveness

The Committee reviews its effectiveness on an ongoing basis.

Nicolas Clavel

Chairman of the Audit Committee

26 May 2023

Remuneration Committee Report

Dear Shareholder

As the Chairman of Symphony's Remuneration Committee, I present my Remuneration Committee Report for the year ended 31 December 2022, which has been prepared by the Committee and approved by the Board.

The Committee is responsible for determining the remuneration policy for the Executive Directors, and for overseeing the Company's long-term incentive plans. The Board as a whole is responsible for determining Non-executive Directors' remuneration.

As an AIM company, the Directors' Remuneration Report Regulations do not apply to Symphony and so this report is disclosed voluntarily and has not been subject to audit.

Remuneration policy for 2022 and future years

The Remuneration Committee determines the Company's policy on the structure of Executive Directors' and if required, senior management's remuneration. The objectives of this policy are to:

- o Reward Executive Directors and senior management in a manner that ensures that they are properly incentivised and motivated to perform in the best interests of shareholders.
- o Provide a level of remuneration required to attract and motivate high-calibre Executive Directors and senior management of appropriate calibre.
- o Encourage value creation through consistent and transparent alignment of incentive arrangements with the agreed company strategy over the long term.
- o Ensure the total remuneration packages awarded to Executive Directors, comprising both performance-related and non-performance-related remuneration, are designed to motivate the individual, align interests with shareholders, and comply with corporate governance best practice.

The Committee will continue to monitor market trends and developments in order to assess those relevant for the Group's future remuneration policy.

Remuneration Policy for Non-Executive Directors

N Clavel, S Robinson and R Wigley each receive a fee for their services as a Director, which is approved by the Board, mindful of the time commitment and responsibilities of their roles and of current market rates for comparable organisations and appointments.

Remuneration decisions for 2022

No annual bonuses are payable for the year ended 31 December 2022 (2021: £nil).

As announced by RNS on 18 October 2022, extensions were granted to the exercise period of options held by the Directors. This was to ensure that option exercises would be done where the options could be placed in an orderly manner which would not have been possible with the previously set dates.

Remuneration Committee effectiveness

The Committee reviews its effectiveness on an ongoing basis.

Remuneration Committee Report

Continued

Directors' emoluments

The table below sets out the total emoluments received by each Director who served during the year ended 31 December 2022.

	Basic Salary £'000	Benefits £'000	2022 Total Emoluments £'000	2021 Total Emoluments £'000
M Laurier	218	3	221	215
I Bristow	144	1	145	142
M Stephen	164	2	166	162
N Clavel	16	–	16	16
S Robinson	16	–	16	16
R Wigley	16	–	16	16
A Brennan (appointed 17 May 2022)	10	–	10	–
	584	6	590	567

The Company has taken out insurance for its officers against liabilities in relation to the Company under Section 233 of the Companies Act 2006. There were no directors pension contributions made during the year (2021: £nil).

Share options and warrants

The Directors have share options and warrants, or interests in share options and warrants as follows:

	Number of share options or warrants	Exercise price (pence per share)	Exercisable from	Exercisable to See below
M Laurier	1,851,500	4.500	26 November 2008	31 December 2023
M Laurier	350,000	12.500	31 March 2010	31 December 2023
I Bristow	3,000,000	4.500	26 November 2008	31 December 2023
I Bristow	280,000	12.500	31 March 2010	31 December 2023
M Stephen	2,000,000	4.500	26 November 2008	31 December 2023
M Stephen	210,000	12.500	31 March 2010	31 December 2023
N Clavel	500,000	4.500	16 October 2009	31 December 2023
N Clavel	250,000	12.500	18 December 2010	31 December 2023
S Robinson	1,500,000	12.500	19 November 2019	31 December 2023
R Wigley	750,000	12.500	15 May 2018	31 December 2023
R Wigley	250,000	12.500	19 November 2019	31 December 2023
A Brennan	1,000,000	30.000	14 September 2020	13 September 2023
A Brennan	250,000	25.000	3 May 2022	3 May 2025
A Brennan	500,000	30.000	3 May 2022	3 May 2025

The above share options and warrants are HM Revenue and Customs unapproved.

S Robinson

Chairman of the Remuneration Committee

26 May 2023

Independent Auditor's Report

to the members of Symphony Environmental Technologies plc

Opinion

We have audited the financial statements of Symphony Environmental Technologies plc (the 'parent company') and its subsidiaries (the 'group') for the year ended 31 December 2022 which comprise the Consolidated statement of comprehensive income, the Consolidated statement of financial position, the Consolidated statement of changes in equity, the Consolidated cash flow statement, the Company statement of financial position, the Company statement of changes in equity, and notes to the financial statements, including a summary of significant accounting policies.

The financial reporting framework that has been applied in their preparation is applicable law and international accounting standards in conformity with the requirements of the Companies Act 2006 and, as regards the parent company financial statements, FRS 101 "Reduced Disclosure Framework" (United Kingdom Generally Accepted Accounting Practice) as applied in accordance with the provisions of the Companies Act 2006.

In our opinion, the financial statements have been prepared in accordance with the requirements of the Companies Act 2006 and:

- o give a true and fair view of the state of the group's and of the parent company's affairs as at 31 December 2022 and of the group's loss for the year then ended; and
- o have been properly prepared in accordance with international accounting standards in conformity with the requirements of the Companies Act 2006 and, as regards the parent company financial statements, FRS 101 "Reduced Disclosure Framework" (United Kingdom Generally Accepted Accounting Practice) as applied in accordance with the provisions of the Companies Act 2006.

Basis for opinion

We conducted our audit in accordance with International Standards on Auditing (UK) (ISAs (UK)) and applicable law. Our responsibilities under those standards are further described in the "Auditor's responsibilities for the audit of the financial statements" section of our report. We are independent of the group and the parent company in accordance with the ethical requirements that are relevant to our audit of the financial statements in the UK, including the FRC's Ethical Standard, as applied to SME listed entities, and we have fulfilled our other ethical responsibilities in accordance with these requirements. We believe that the audit evidence we have obtained is sufficient and appropriate to provide a basis for our opinion.

Conclusions relating to going concern

In auditing the financial statements, we have concluded that the directors' use of the going concern basis of accounting in the preparation of the financial statements is appropriate.

Our audit procedures to evaluate the directors' assessment of the group's and the parent company's ability to continue to adopt the going concern basis of accounting included but were not limited to:

- o Undertaking an initial assessment at the planning stage of the audit to identify events or conditions that may cast significant doubt on the group's and the parent company's ability to continue as a going concern;
- o Obtaining an understanding of the relevant controls relating to the directors' going concern assessment;
- o Evaluating the directors' method to assess the group's and the parent company's ability to continue as a going concern;
- o Evaluating the key assumptions used and judgements applied by the directors in forming their conclusions on going concern; and
- o Reviewing the appropriateness of the directors' disclosures in the financial statements.

Based on the work we have performed, we have not identified any material uncertainties relating to events or conditions that, individually or collectively, may cast significant doubt on the group's and the parent company's ability to continue as a going concern for a period of at least twelve months from when the financial statements are authorised for issue.

Our responsibilities and the responsibilities of the directors with respect to going concern are described in the relevant sections of this report.

Key audit matters

Key audit matters are those matters that, in our professional judgement, were of most significance in our audit of the financial statements of the current period and include the most significant assessed risks of material misstatement (whether or not due to fraud) we identified, including those which had the greatest effect on: the overall audit strategy; the allocation of resources in the audit; and directing the efforts of the engagement team. These matters were addressed in the context of our audit of the financial statements as a whole, and in forming our opinion thereon, and we do not provide a separate opinion on these matters.

Independent Auditor's Report Continued

Key Audit Matter

The Group's accounting policy in respect of revenue recognition is set out in the accounting policies on page 49 of the financial statements. For Symphony Environmental Technologies plc, we identify the risk around revenue recognition as being principally in relation to cut off, due to the potential to inappropriately shift the timing and basis of revenue recognition. Due to revenue being a key benchmark in a user's assessment of the performance of the Group, we consider revenue recognition to be a key audit matter.

How our scope addressed this matter

We addressed this risk by performing audit procedures which included, but were not limited to:

- Documenting and assessing the key business processes
- Reviewing the design and implementation of the controls in place surrounding revenue recognition, in particular cut off;
- Obtaining and reviewing the revenue recognition policy to ensure they comply with the IFRS requirements; and
- Substantive sampling of revenue reported one month pre and post year end. We assessed the right to and timing of revenue by reference to shipment or delivery documentation depending on the specific contractual terms.

Our observations

Based on the results of our procedures performed above, we consider revenue recognition is appropriate, and in line with the accounting policy described on page 49.

Key Audit Matter

The group's accounting policy in respect of financial assets is set out in the accounting policies on page 52 of the financial statements. For Symphony Environmental Technologies plc, we identify the risk around recovery of intercompany balances held with Symphony Environmental Limited ("SEL") and the investment value held due to the trading results of the group which is still loss making.

How our scope addressed this matter

We addressed this risk by performing audit procedures which included, but were not limited to:

- Reviewing the forecasts prepared for SEL including reviewing the underlying assumptions;
- Reviewed historic levels of managements forecasting accuracy;
- Reviewed managements discounted cash flow forecasts and reperformed the calculation to confirm its accuracy;
- Reviewed discount rates used in discounted cashflow forecasts;
- Performed sensitivity analysis on key assumptions and expected cash flows in the model; and
- Reviewed the forecasts and preformed a stand back review to look for disconfirming evidence in post year end data and market information.

Our observations

Based on the results of our procedures performed above, we consider the intercompany debtors and investments to be materially correct, and in line with the accounting policy described on page 52.

Independent Auditor's Report

Continued

Our application of materiality and an overview of the scope of our audit

The scope of our audit was influenced by our application of materiality. We set certain quantitative thresholds for materiality. These, together with qualitative considerations, helped us to determine the scope of our audit and the nature, timing and extent of our audit procedures on the individual financial statement line items and disclosures and in evaluating the effect of misstatements, both individually and on the financial statements as a whole. Based on our professional judgement, we determined materiality for the financial statements as a whole as follows:

	Group materiality	Parent company materiality
	Group	Parent company
Overall materiality	£110,772	£55,386
How we determined it	Group materiality has been calculated by reference to total revenue, of which it represents 2%.	Materiality for the Parent company has been calculated with reference to net assets, of which it represents 5% (capped to the above balance due to group audit limits).
Rationale for benchmark applied	Revenue has been identified as the principal benchmark within the Group financial statements as it is considered to be the focus of shareholders at this time due to the Group being historically loss making.	Net assets has been identified as the principal benchmark within the Parent company financial statements as it is considered to be the focus of shareholders due to being a holding company with no trade.
Performance materiality	Performance materiality is set to reduce to an appropriately low level the probability that the aggregate of uncorrected and undetected misstatements in the financial statements exceeds materiality for the financial statements as a whole. We set performance materiality at £83,079, which represents 75% of overall materiality.	Performance materiality is set to reduce to an appropriately low level the probability that the aggregate of uncorrected and undetected misstatements in the financial statements exceeds materiality for the financial statements as a whole. We set performance materiality at £41,540, which represents 75% of overall materiality.
Reporting threshold	We agreed with the directors that we would report to them misstatements identified during our audit above £3,323 as well as misstatements below that amount that, in our view, warranted reporting for qualitative reasons.	We agreed with the directors that we would report to them misstatements identified during our audit above £1,662 as well as misstatements below that amount that, in our view, warranted reporting for qualitative reasons.

As part of designing our audit, we assessed the risk of material misstatement in the financial statements, whether due to fraud or error, and then designed and performed audit procedures responsive to those risks. In particular, we looked at where the directors made subjective judgements, such as assumptions on significant accounting estimates.

Independent Auditor's Report Continued

We tailored the scope of our audit to ensure that we performed sufficient work to be able to give an opinion on the financial statements as a whole. We used the outputs of our risk assessment, our understanding of the group and the parent company, their environment, controls, and critical business processes, to consider qualitative factors to ensure that we obtained sufficient coverage across all financial statement line items.

Our group audit scope included an audit of the group and the parent company financial statements. Based on our risk assessment, all active entities of the group, including the parent company, were subject to full scope audit performed by the group audit team.

At the parent company level, the group audit team also tested the consolidation process and carried out analytical procedures to confirm our conclusion that there were no significant risks of material misstatement of the aggregated financial information.

Other information

The other information comprises the information included in the Annual Report and Accounts 2022 other than the financial statements and our auditor's report thereon. The directors are responsible for the other information. Our opinion on the financial statements does not cover the other information and, except to the extent otherwise explicitly stated in our report, we do not express any form of assurance conclusion thereon.

Our responsibility is to read the other information and, in doing so, consider whether the other information is materially inconsistent with the financial statements or our knowledge obtained in the course of audit or otherwise appears to be materially misstated. If we identify such material inconsistencies or apparent material misstatements, we are required to determine whether this gives rise to a material misstatement in the financial statements themselves. If, based on the work we have performed, we conclude that there is a material misstatement of this other information, we are required to report that fact.

We have nothing to report in this regard.

Opinions on other matters prescribed by the Companies Act 2006

In our opinion, based on the work undertaken in the course of the audit:

- o the information given in the Strategic Report and the Directors' Report for the financial year for which the financial statements are prepared is consistent with the financial statements; and
- o the Strategic Report and the Directors' Report have been prepared in accordance with applicable legal requirements.

Matters on which we are required to report by exception

In light of the knowledge and understanding of the group and the parent company and its environment obtained in the course of the audit, we have not identified material misstatements in the strategic report or the directors' report.

We have nothing to report in respect of the following matters in relation to which the Companies Act 2006 requires us to report to you if, in our opinion:

- o adequate accounting records have not been kept by the parent company, or returns adequate for our audit have not been received from branches not visited by us; or
- o the parent company financial statements are not in agreement with the accounting records and returns; or
- o certain disclosures of directors' remuneration specified by law are not made; or
- o we have not received all the information and explanations we require for our audit.

Responsibilities of Directors

As explained more fully in the directors' responsibilities statement set out on page 33, the directors are responsible for the preparation of the financial statements and for being satisfied that they give a true and fair view, and for such internal control as the directors determine is necessary to enable the preparation of financial statements that are free from material misstatement, whether due to fraud or error.

In preparing the financial statements, the directors are responsible for assessing the group's and the parent company's ability to continue as a going concern, disclosing, as applicable, matters related to going concern and using the going concern basis of accounting unless the directors either intend to liquidate the group or the parent company or to cease operations, or have no realistic alternative but to do so.

Independent Auditor's Report Continued

Auditor's responsibilities for the audit of the financial statements

Our objectives are to obtain reasonable assurance about whether the financial statements as a whole are free from material misstatement, whether due to fraud or error, and to issue an auditor's report that includes our opinion. Reasonable assurance is a high level of assurance but is not a guarantee that an audit conducted in accordance with ISAs (UK) will always detect a material misstatement when it exists. Misstatements can arise from fraud or error and are considered material if, individually or in the aggregate, they could reasonably be expected to influence the economic decisions of users taken on the basis of the financial statements.

The extent to which our procedures are capable of detecting irregularities, including fraud is detailed below.

Irregularities, including fraud, are instances of non-compliance with laws and regulations. We design procedures in line with our responsibilities, outlined above, to detect material misstatements in respect of irregularities, including fraud.

Based on our understanding of the group and the parent company and its industry, we identified that the principal risks of non-compliance with laws and regulations related to UK tax legislation, and we considered the extent to which non-compliance might have a material effect on the financial statements. We also considered those laws and regulations that have a direct impact on the preparation of the financial statements such as the Companies Act 2006, UK-adopted international accounting standards, FRS 101 "Reduced Disclosure Framework" (United Kingdom Generally Accepted Accounting Practice) and the AIM rules.

To help us identify instances of non-compliance with these laws and regulations, and in identifying and assessing the risks of material misstatement in respect to non-compliance, our procedures included, but were not limited to:

- o Inquiring of management and, where appropriate, those charged with governance, as to whether the group and the parent company is in compliance with laws and regulations, and discussing their policies and procedures regarding compliance with laws and regulations;
- o Inspecting correspondence, if any, with relevant licensing or regulatory authorities;
- o Communicating identified laws and regulations to the engagement team and remaining alert to any indications of non-compliance throughout our audit; and
- o Considering the risk of acts by the group and the parent company which were contrary to applicable laws and regulations, including fraud.

We also considered those laws and regulations that have a direct effect on the preparation of the financial statements, such as UK tax legislation, UK-adopted international accounting standards and the Companies Act 2006.

In addition, we evaluated the directors' and management's incentives and opportunities for fraudulent manipulation of the financial statements, including the risk of management override of controls, and determined that the principal risks related to posting manual journal entries to manipulate financial performance, management bias through judgements and assumptions in significant accounting estimates, and revenue recognition (which we pinpointed to the cut off assertion), and significant one-off or unusual transactions.

Our audit procedures in relation to fraud included but were not limited to:

- o Making enquiries of the directors and management on whether they had knowledge of any actual, suspected or alleged fraud;
- o Gaining an understanding of the internal controls established to mitigate risks related to fraud;
- o Discussing amongst the engagement team the risks of fraud; and
- o Addressing the risks of fraud through management override of controls by performing journal entry testing.

There are inherent limitations in the audit procedures described above and the primary responsibility for the prevention and detection of irregularities including fraud rests with management. As with any audit, there remained a risk of non-detection of irregularities, as these may involve collusion, forgery, intentional omissions, misrepresentations or the override of internal controls.

The risks of material misstatement that had the greatest effect on our audit are discussed in the "Key audit matters" section of this report.

A further description of our responsibilities for the audit of the financial statements is located on the Financial Reporting Council's website at www.frc.org.uk/auditorsresponsibilities. This description forms part of our auditor's report.

Independent Auditor's Report Continued

Use of the audit report

This report is made solely to the company's members as a body in accordance with Chapter 3 of Part 16 of the Companies Act 2006. Our audit work has been undertaken so that we might state to the company's members those matters we are required to state to them in an auditor's report and for no other purpose. To the fullest extent permitted by law, we do not accept or assume responsibility to anyone other than the company and the company's members as a body for our audit work, for this report, or for the opinions we have formed.

Stephen Brown (Senior Statutory Auditor) for and on behalf of Mazars LLP

Chartered Accountants and Statutory Auditor

The Pinnacle
160 Midsummer Boulevard
Milton Keynes
MK9 1FF
26 May 2023





Consolidated statement of comprehensive income for the year ended 31 December 2022

	Note	2022 £'000	2021 £'000
Revenue	4	6,154	9,161
Cost of sales		(3,874)	(5,569)
Gross profit		2,280	3,592
Distribution costs		(408)	(500)
Administrative expenses		(4,802)	(4,571)
Operating loss	5	(2,930)	(1,479)
Finance costs	7	(77)	(54)
Loss for the year before tax		(3,007)	(1,533)
Taxation	8	120	127
Loss for the year		(2,887)	(1,406)
Total comprehensive loss for the year		(2,887)	(1,406)
Basic earnings per share	9	(1.65)p	(0.81)p
Diluted earnings per share	9	(1.65)p	(0.81)p

All results are attributable to the parent company equity holders. There were no discontinued operations for either of the above periods.

The accompanying notes form an integral part of these annual report and accounts.

Consolidated statement of financial position

as at 31 December 2022

Company number 03676824

	Note	2022 £'000	2021 £'000	
ASSETS	Non-current			
	Property, plant and equipment	10	138	171
	Right-of-use assets	11	379	548
	Intangible assets	12	439	260
	Investments	13	130	123
	Interest in joint venture	14	101	-
			1,187	1,102
	Current			
	Inventories	15	1,175	1,316
	Trade and other receivables	16	2,349	3,146
	Cash and cash equivalents	17	1,152	881
			4,676	5,343
Total assets		5,863	6,445	
EQUITY AND LIABILITIES	Equity - Equity attributable to shareholders of Symphony Environmental Technologies plc			
	Ordinary shares	18	1,848	1,793
	Share premium	18	4,854	3,910
	Retained earnings	18	(4,999)	(2,231)
	Total equity		1,703	3,472
	Liabilities			
	Non-current			
	Lease liabilities	19	181	338
	Current			
	Lease liabilities	19	167	167
	Borrowings	19	1,991	677
	Trade and other payables	20	1,821	1,791
		3,979	2,635	
Total liabilities		4,160	2,973	
Total equity and liabilities		5,863	6,445	

These annual report and accounts were approved by the Board of Directors on 26 May 2023 and authorised for issue on 26 May 2023. They were signed on its behalf by:

I Bristow FCCA

Chief Financial Officer

The accompanying notes form an integral part of these annual report and accounts.

Consolidated statement of changes in equity for the year ended 31 December 2022

Equity attributable to the equity holders of Symphony Environmental Technologies plc:

	Share capital £'000	Share premium £'000	Retained earnings £'000	Total equity £'000
For the year to 31 December 2022				
Balance at 1 January 2022	1,793	3,910	(2,231)	3,472
Share based options (note 18)	-	-	119	119
Issue of share capital (note 18)	55	944	-	999
Transactions with owners	55	944	119	1,118
Total comprehensive loss for the year	-	-	(2,887)	(2,887)
Balance at 31 December 2022	1,848	4,854	(4,999)	1,703
For the year to 31 December 2021				
Balance at 1 January 2021	1,768	3,185	(865)	4,088
Share based options (note 18)	-	-	40	40
Issue of share capital (note 18)	25	725	-	750
Transactions with owners	25	725	40	790
Total comprehensive loss for the year	-	-	(1,406)	(1,406)
Balance at 31 December 2021	1,793	3,910	(2,231)	3,472

The accompanying notes form an integral part of these annual report and accounts.

Consolidated cash flow statement for the year ended 31 December 2022

	2022 £'000	2021 £'000
Cash flows from operating activities		
Loss after tax	(2,887)	(1,406)
<i>Adjustments for:</i>		
Depreciation	229	223
Amortisation	14	12
Loss on disposal of fixed assets	14	-
Share-based payments	119	40
Foreign exchange	-	25
Interest expense	77	46
Tax credit	(120)	(127)
<i>Changes in working capital:</i>		
Movement in inventories	141	(256)
Movement in trade and other receivables	797	453
Movement in trade and other payables	30	389
Net cash used in operations	(1,586)	(601)
R&D tax credit	120	127
Net cash used in operating activities	(1,466)	(474)
Cash flows from investing activities		
Additions to property, plant and equipment	(18)	(54)
Additions to right of use asset	(22)	(17)
Additions to intangible assets	(194)	(227)
Additions to joint venture	(101)	-
Additions to investments	(7)	-
Net cash used in investing activities	(342)	(298)
Cash flows from financing activities		
Movement in invoice finance facility	857	-
Repayment of lease capital	(179)	(198)
New lease	22	-
Proceeds from share issue	999	750
Lease interest paid	(22)	(29)
Bank and invoice finance interest paid	(55)	(17)
Net cash generated in financing activities	1,622	506
Net change in cash and cash equivalents	(186)	(266)
Cash and cash equivalents, beginning of year	204	470
Cash and cash equivalents, end of year	18	204
Represented by:		
Cash and cash equivalents (note 17)	1,152	881
Bank overdraft (note 19)	(1,134)	(677)
	18	204

The accompanying notes form an integral part of these annual report and accounts.

Notes to the Annual Report and Accounts

1. General information

Symphony Environmental Technologies plc ('the Company') and subsidiaries (together 'the Group') develops and supplies environmental plastic additives and masterbatches, together with plastic and rubber finished products to a global market.

The Company, a public limited company, is the Group's ultimate parent company. It is incorporated and domiciled in England (Company number 03676824). The address of its registered office is 6 Elstree Gate, Elstree Way, Borehamwood, Hertfordshire, WD6 1JD, England. The Company's shares are listed on the AIM market of the London Stock Exchange.

2. Basis of preparation and significant accounting policies

Basis of preparation

This consolidated annual report and accounts has been prepared in accordance with UK-adopted international accounting standards in conformity with the requirements of the Companies Act 2006.

These consolidated annual report and accounts have been prepared under the historical cost convention except for investments and derivative financial instruments that are measured at fair value. Financial information is presented in pounds sterling unless otherwise stated, and amounts are expressed in thousands (£'000) and rounded accordingly.

Changes to accounting policies during the year are detailed in 'Standards and interpretations adopted during the year' further in this note.

Consolidation

This consolidated annual report and accounts are made up to 31 December 2022.

All intra-group transactions, balances and unrealised gains on transactions between group companies are eliminated on consolidation. Unrealised losses are also eliminated unless the transaction provides evidence of an impairment of the asset transferred. Where necessary, adjustments are made to the annual report and accounts of subsidiaries to bring the accounting policies used into line with those used by other members of the Group.

Going concern

The Group has made an operating loss of £2.93 million for the year (2021: loss £1.48 million). The Group has continued to invest heavily on marginal costs to drive its operations on a technical and marketing standpoint. This has resulted in multiple sales opportunities which are expected to come to fruition in the short-term.

On the basis of current financial projections, which have been drawn out to the end of 2024, including a sensitised cash flow analysis, together with available funds and facilities, the Directors are satisfied that the Group has adequate resources to continue in operational existence for at least 12 months from the date of approval of the financial statements, and accordingly, continue to adopt the going concern basis in preparing the Group and Company financial statements.

This is primarily underpinned by the Group being on track to achieve at least break even during H1-2023 which is driven by the following:

- Middle East volumes in Q1-2023 matching FY-2022
- Repeat and growing d₂p AI business
- Steadier main markets in Far East and Latin America
- New/growing business for d₂w in North America
- Administrative costs significantly lower than in 2022
- Distribution costs significantly lower than in 2022 with general freight rates down and new the Middle East factory cutting out expensive shipping from Taiwan
- Lower raw material costs – mainly in polymer which makes up 90% plus of product volume

In addition, the Group has since the year end received a £1 million convertible loan (see Events since statement of financial position date) and is also supported by an invoice finance facility from the Group's bankers.

Notes to the Annual Report and Accounts

Continued

Revenue

- Plastic additives and finished products, and associated products

Revenue is stated at the fair value of the consideration receivable and excludes VAT and trade discounts.

The Group's revenue is from the sale of goods. Revenue from the sale of goods is recognised in conformity to IFRS 15 following the 5 step approach. This has been detailed below:

- o **Identification of the contract** – Due to the nature of the goods sold, the Group effectively approves an implied contract with a customer when it accepts a purchase order from the customer.
- o **Identification of the separate performance obligations in the contract** – The Group must fulfil the following obligations, which are agreed on acceptance of the purchase order:
 - To make the goods available for dispatch on the required date;
 - To organise freight in accordance with agreed INCOTERMS (a series of pre-defined commercial terms published by the International Chamber of Commerce).
- o **Determine the transaction price of the contract** – The transaction price is determined as the fair value of the consideration the Group expects to receive on transfer of the goods. The price of the sale includes the goods price and the cost of the transport, if applicable.
- o **Allocation of the transaction price to the performance obligations identified** – Sales prices are agreed with each customer and are not generally a fixed price per unit. The transport price will also vary across sales as it is based on quotes received from the Group's freight agents, as transport is charged at cost. Although the Group is effectively an agent in the provision of transport rather than the principal under IFRS 15, the transport cost is insignificant in the context of the overall sale price and therefore it is not netted out of revenue and cost;
- o **Recognition of revenue when each performance obligation is satisfied** – Provided that the goods have been made available for dispatch on the required date, this performance obligation has been fulfilled and the revenue for this performance obligation is therefore recognised at this date. In respect to the freight element, the agreed INCOTERMS need to be satisfied. At this point, the Group recognises the revenue for this separate performance obligation.

Intangible assets

- Research and development costs

Expenditure on research (or the research phase of an internal project) is recognised as an expense in the period in which it is incurred. Development costs incurred on specific projects are capitalised when all the following conditions are satisfied:

- o completion of the intangible asset is technically feasible so that it will be available for use or sale;
 - o the Group intends to complete the intangible asset and use or sell it;
 - o the Group has the ability to use or sell the intangible asset; and
 - o the intangible asset will generate probable future economic benefits.
- Among other things, this requires that there is a market for the output from the intangible asset or for the intangible asset itself, or, if it is to be used internally, the asset will be used in generating such benefits:
- o there are adequate technical, financial and other resources to complete the development and to use or sell the intangible asset; and
 - o the expenditure attributable to the intangible asset during its development can be measured reliably.

Development costs not meeting the criteria for capitalisation are expensed as incurred.

The cost of an internally generated intangible asset comprises all directly attributable costs necessary to create, produce, and prepare the asset to be capable of operating in the manner intended by management. The nature of the Group's activities in the field of development work renders some internally generated intangible assets unable to meet the above criteria at present.

Amortisation commences upon completion of the asset and is shown within administrative expenses and is included at the following rate:

Plastic masterbatches and other additives - 10 years straight line.

Judgements and estimates made by the Directors when deciding whether the recognition requirements for development costs have been met are included in note 3. All amounts disclosed within note 12 in development costs relate to plastic masterbatches and other additives.

Notes to the Annual Report and Accounts

Continued

- Trademarks

Trademarks represent the cost of registration and are carried at cost less amortisation. Amortisation is calculated so as to write off the cost of an asset, less its estimated residual value, to administrative expenses over the useful economic life of that asset as follows:

Trademarks - 10 years straight line.

Property, plant and equipment

Property, plant and equipment are stated at cost, net of depreciation and any provision for impairment. The cost comprises of the purchase price of the asset plus directly attributable costs.

Depreciation is calculated so as to write off the cost of an asset, less its estimated residual value, to administrative expenses over the useful economic life of that asset as follows:

Plant and machinery - 20% reducing balance.

Fixtures and fittings - 10% straight line.

Motor vehicles - 25% reducing balance.

Office equipment - 25% straight line.

The residual value and useful economic lives are reconsidered annually.

Impairment testing of intangible assets and property, plant and equipment

All individual assets are tested for impairment whenever events or changes in circumstances indicate that the carrying amount may not be recoverable.

An impairment loss is recognised for the amount by which the asset's carrying amount exceeds its recoverable amount. The recoverable amount is the higher of fair value, reflecting market conditions less costs to sell, and value in use based on an internal discounted cash flow evaluation. All assets are subsequently reassessed for indications that an impairment loss previously recognised may no longer exist. Any impairment is recognised within expenses in the statement of comprehensive income.

Leased assets

A lease is defined as 'a contract, or part of a contract, that conveys the right to use an asset (the underlying asset) for a period of time in exchange for consideration'. To apply this definition three key evaluations are assessed:

- o whether the contract contains an identified asset, which is either explicitly identified in the contract or implicitly specified by being identified at the time the asset is made available to the Group
- o whether the Group has the right to obtain substantially all of the economic benefits from use of the identified asset throughout the period of use, considering its rights within the defined scope of the contract
- o whether the Group has the right to direct the use of the identified asset throughout the period of use. The Group assess whether it has the right to direct 'how and for what purpose' the asset is used throughout the period of use.

A right-of-use asset and a lease liability is recognised on the statement of financial position at the lease commencement date. The right-of-use asset is measured at cost, which is made up of the initial measurement of the lease liability, any initial direct costs incurred, an estimate of any costs to dismantle and remove the asset at the end of the lease, and any lease payments made in advance of the lease commencement date (net of any incentives received).

Right-of-use assets are depreciated on a straight-line basis from the lease commencement date to the earlier of the end of the useful life of the right-of-use asset or the end of the lease term. Impairment is assessed when such indicators exist.

The lease liability is measured on commencement of the lease at the present value of the lease payments unpaid at that date, discounted using the Group's incremental borrowing rate.

Lease payments included in the measurement of the lease liability are made up of fixed payments included in the lease agreement and together with any in-substance fixed payments.

Subsequent to initial measurement, the liability will be reduced for payments made and increased for interest. It is remeasured to reflect any reassessment or modification, or if there are changes in in-substance fixed payments.

When the lease liability is remeasured, the corresponding adjustment is reflected in the right-of-use asset, or profit and loss if the right-of-use asset is already reduced to zero.

Notes to the Annual Report and Accounts

Continued

Investments in joint ventures

A joint venture is a joint arrangement whereby the parties that have joint control of the arrangement have rights to the net assets of the joint arrangement. Joint control is the contractually agreed sharing of control of an arrangement, which exists only when decisions about the relevant activities require unanimous consent of the parties sharing control.

The results and assets and liabilities of joint ventures are incorporated in these financial statements using the equity method of accounting, except when the investment is classified as held for sale, in which case it is accounted for in accordance with IFRS 5.

Under the equity method, an investment in a joint venture is recognised initially in the consolidated statement of financial position at cost as at the date of acquisition and adjusted thereafter to recognise the Group's share of the profit or loss and other comprehensive income of the associate or joint venture. When the Group's share of losses of an associate or a joint venture exceeds the Group's interest in that associate or joint venture (which includes any long-term interests that, in substance, form part of the Group's net investment in the associate or joint venture), the Group discontinues recognising its share of further losses. Additional losses are recognised only to the extent that the Group has incurred legal or constructive obligations or made payments on behalf of the associate or joint venture.

Investments

Minority investments in shares are held at cost less any provision for impairment.

Inventories

Inventories are valued at the lower of cost and net realisable value, after making due allowance for obsolete and slow moving items. Cost is determined on the basis of purchase value plus all directly attributable costs of bringing the inventory to the current location and condition, on a first-in first-out basis.

Employee costs

- Employee compensation

Employee benefits are recognised as an expense.

- Post employment obligations

The Group operates a defined contribution pension scheme for employees. The assets of the scheme are held separately from those of the Group. The pension costs charged against profits are the contributions payable to the scheme in respect of the accounting period.

Taxation

Current tax is the tax currently payable based on taxable profit for the year.

Deferred income taxes are calculated using the liability method on temporary differences. Deferred tax is generally provided on the difference between the carrying amounts of assets and liabilities and their tax bases. Tax losses available to be carried forward as well as other income tax credits to the Group are assessed for recognition as deferred tax assets, insofar as Group companies are entitled to UK tax credits on qualifying research and development expenditure, such amounts are presented in the income tax line within the statement of comprehensive income.

Deferred tax liabilities are provided in full, with no discounting. Deferred tax assets are recognised to the extent that it is probable that the underlying deductible temporary differences will be able to be offset against future taxable income. Current and deferred tax assets and liabilities are calculated at tax rates that are expected to apply to their respective period of realisation, provided they are enacted or substantively enacted at the statement of financial position date.

Changes in deferred tax assets or liabilities are recognised as a component of tax expense in profit or loss, except where they either relate to items that are charged or credited directly to equity in which case the related deferred tax is also charged or credited directly to equity, or where they relate to items charged or credited in other comprehensive income the deferred tax change is recognised in other comprehensive income.

Foreign currencies

Monetary assets and liabilities in foreign currencies are translated into Sterling at the rates of exchange ruling at the statement of financial position date. Transactions in foreign currencies are translated into Sterling at the rate of exchange ruling at the date of the transaction. Exchange differences are taken into account in arriving at the operating result. The Group uses derivatives such as forward rate agreements to mitigate its current or future positions against foreign exchange rate risks. These derivatives are measured at fair value, determined by reference to observable market prices at the reporting date.

Notes to the Annual Report and Accounts

Continued

Financial assets

The Group classifies all of its financial assets measured at amortised cost, apart from investments and derivatives which are measured at fair value through profit and loss. Financial assets do not comprise prepayments. Management determines the classification of its financial assets at initial recognition.

These assets arise principally from the provision of goods and services to customers (e.g. trade receivables), but also incorporate other types of financial assets where the objective is to hold their assets in order to collect contractual cash flows and the contractual cash flows are solely payments of the principal and interest. They are initially recognised at fair value plus transaction costs that are directly attributable to their acquisition or issue and are subsequently carried at amortised cost using the effective interest rate method, less provision for impairment.

Impairment provisions are recognised based on the simplified approach within IFRS 9 using the lifetime expected credit losses. During this process the probability of the non-payment of the trade receivables is assessed. This probability is then multiplied by the amount of the expected loss arising from default to determine the lifetime expected credit loss for the trade receivables. The Group considers a financial asset in default when it is unlikely to receive the outstanding contractual amounts in full. For trade receivables, which are reported net; such provisions are recorded in a separate provision account with the loss being recognised within administrative expenses in the consolidated statement of comprehensive income. On confirmation that the trade receivable will not be collectable, the gross carrying value of the asset is written off against the associated provision.

The Group's financial assets held at amortised cost comprise trade and other receivables and cash and cash equivalents in the consolidated statement of financial position.

The Group has an invoice financing facility whereby it transfers the rights to the cash flows from the related receivables to a third party but retains the credit risk by providing a guarantee. As the Group does not transfer substantially all the risks and rewards of the receivables, no derecognition of financial assets is required.

- Cash and cash equivalents

Cash and cash equivalents comprise cash in hand and other short-term, highly liquid deposits that are readily convertible into known amounts of cash and which are subject to an insignificant risk of changes in value.

Financial liabilities

The Group classifies its financial liabilities in the category of financial liabilities at amortised cost. All financial liabilities are recognised in the statement of financial position when the Group becomes a party to the contractual provision of the instrument.

Financial liabilities measured at amortised cost include:

- Trade payables and other short-dated monetary liabilities, which are initially recognised at fair value and subsequently carried at amortised cost using the effective interest rate method.
- Bank and other borrowings are initially recognised at fair value net of any transaction costs directly attributable to the issue of the instrument. Such interest-bearing liabilities are subsequently measured at amortised cost using the effective interest rate method, which ensures that any interest expense over the period to repayment is at a constant rate on the balance of the liability carried in the consolidated statement of financial position. For the purposes of each financial liability, interest expense includes initial transaction costs and any premium payable on redemption, as well as any interest or coupon payable while the liability is outstanding.

Equity settled share-based payments

All goods and services received in exchange for the grant of any share-based payment are measured at their fair values. Where employees and third parties are rewarded using share-based payments, the fair values of the instrument granted are determined using the Black-Scholes model. This fair value is appraised at the grant date. For employees, the fair value is charged to the statement of comprehensive income between the date of issue and the date the share options vest with a corresponding credit taken to equity. For third parties the fair value is charged over the length of services received.

Equity

Equity comprises the following:

- "Share capital" represents the nominal value of equity shares;
- "Share premium" represents the excess over nominal value of the fair value of consideration received for equity shares, net of expenses of the share issue and after capital reduction; and
- "Retained earnings" represents non-distributed but distributable reserves.

Notes to the Annual Report and Accounts

Continued

Standards and interpretations adopted during the year

At the date of authorisation of these annual report and accounts, certain new standards, amendments and interpretations to existing standards became effective, as they had not been previously adopted by the Group.

Information on new standards, amendments and interpretations that are relevant to the Group's annual report and accounts is provided below. Certain other new standards and interpretations have been issued but are not expected to have a material impact on the Group's annual report and accounts.

Other new effective Standards and interpretations with no material impact to the Group

The following new and amended standards became effective during the current year and have not had a material impact on the Group's/Company's financial statements:

- o IAS 16 Property, Plant and Equipment: Amendments in relation to proceeds before intended use.
- o IAS 37 Provisions, Contingent Liabilities and Contingent Assets: Amendments in relation to the cost of fulfilling a contract when assessing onerous contracts.
- o IFRS 3 Business Combinations: Amendments to update references to the Conceptual Framework.
- o Annual Improvements to IFRSs (2018-2021 cycle).

New and revised UK-adopted international accounting standards in issue but not yet effective

At the date of authorisation of these financial statements, The Group has not applied the following new and revised UK-adopted international accounting standards that have been issued but are not yet effective. The Group does not expect any of the standards which have been issued, but are not yet effective, to have a material impact on the Group.

- o IAS 1 Presentation of Financial Statements: Amendments in relation to the classification of liabilities as current or non-current. Effective 1 January 2023
- o IAS 1 Presentation of Financial Statements: Disclosure of accounting policies. Effective 1 January 2023
- o IAS 8 Accounting policies, changes in accounting estimates and errors (Amendment): Definition of accounting estimates. Effective 1 January 2023
- o IAS 12 Income taxes: Deferred tax relating to assets and liabilities arising from a single transaction. Effective 1 January 2023

Other

The Group does not expect any other standards issued by the IASB, but not yet effective, to have a material impact on the Group.

3. Significant accounting estimates and judgements

Estimates and judgements are evaluated continually and are based on historical experience and other factors, including expectations of future events that are believed to be reasonable under the circumstances. Although these estimates are based on management's best knowledge of current events and actions, actual results may ultimately differ from those actions. Material changes to the estimates and judgements made in the preparation of the interim statements are detailed in the notes.

Estimates:

In preparing these accounts the following areas were considered to involve significant estimates:

- Recognition of deferred tax assets

Judgements and estimates relating to a deferred tax asset are detailed in notes 2 and 8. In particular, estimates are made as to future revenues which derive profit and loss projections. However, management does not consider it appropriate to recognise a deferred tax asset where there is uncertainty over the amount of future profits. The unrecognised deferred tax asset as at 31 December 2022 was approximately £4,735,000.

- Share-based payments

Estimates and related judgements in respect to share-based payment charges are detailed in note 18. Estimates are made on the fair value of the option using the Black-Scholes model. Changes to these estimates would not have a material impact on the Group's statement of comprehensive income. The carrying amount of share options as at 31 December 2022 was £168,000.

- Investments

Estimates and judgements are made as to the carrying value of Investments based on the status of the investment against expectations and the forward-looking prospects. The Eranova SAS project is currently on schedule with the pre-industrial plant completed during October 2021. This plant was fully operational during 2022. Forward prospects are encouraging, and the Board currently consider that the fair value is consistent with cost while the project considers the next phase. The carrying value of investments as at 31 December 2022 was £130,000.

See note 13.

Notes to the Annual Report and Accounts

Continued

- Joint ventures

Estimates and judgements are made as to the carrying value of joint ventures based on the status of the investment against expectations and the forward-looking prospects. Symphony Environmental India (Private) Limited broke even in its first period of trading, to 31 December 2022 and forward prospects are encouraging. The Board currently consider that the fair value is consistent with cost. The carrying value of joint ventures as at 31 December 2022 was £101,000. See note 14.

- Inventory provisions

Estimates are made as to impairment provisions to the carrying value of inventories based whether the items are still saleable, and also the expected net value that can be achieved on sale. The impairment provision for 2022 includes a 50% reduction in certain glove carrying values due to a continued fall in prices during the later part of 2021. The resultant value was calculated based on net proceeds fairly achievable over the short to medium term. There is a provision of £252,000 for the impairment of inventories as at 31 December 2022. See note 15.

- Expected credit losses (ECLs)

Trade receivables are reflected net of an estimated provision for impairment losses. In line with IFRS 9, the Group uses an expected credit loss model to determine the provision for doubtful debts and also specific provisions for balances for which it has specific concerns over recoverability. The expected credit loss model involves segmenting debtors into groups and applying specific percentages to each of the debtor groupings. The Group has considered the profile of its debtor balance and has determined that a grouping based on credit terms and aging is considered the most appropriate. In addition, forward looking information has been used in the assessment and conclusion of ECLs in line with the model.

Higher percentages are applied the longer the term with the customer and the older the debt with the customer, with the view that there is a greater risk of unforeseen circumstances arising the further away the settlement date. See note 16 for further information. At the year end, the Group has provisions of £78,000 (2021: £35,000) on a total trade receivables balance of £1,901,000 (2021: £2,608,000) calculated using this method.

Judgements:

In preparing these accounts the following areas were considered to involve significant judgements:

- Functional currency

A significant proportion of the revenues generated by entities within the group are denominated in United States Dollars (USD). The functional currency of the Company and of all individual entities within the Group has been determined to be Sterling. Identification of functional currencies requires a judgement as to the currency of the primary economic environment in which the companies of the Group operate. This is based on analysis of the economic environment and cash flows of the subsidiaries of the Group, which has determined, based upon the currency of funding and operating costs, that the functional currency continues to be Sterling.

- Development costs

Judgements by the Directors are applied when deciding whether the recognition requirements for development costs have been met. In capitalising these costs, judgements are made relating to ongoing feasibility and commerciality of products being developed. In making these judgements, cash flow forecasts are used, and these include significant estimates in respect to sales forecasts and future economic feasibility. See note 12.

4. Segmental information and revenue analysis

The Board has reviewed the requirements of IFRS 8 "Operating Segments", including consideration of what results and information the Board reviews regularly to assess performance and allocate resources, and concluded that all revenue falls under a single business segment. The Board assesses the commercial performance of the business based upon the revenues of the main products items within its single business segment as follows:

Revenues	2022 £'000	2021 £'000
d ₂ w masterbatches	4,768	7,191
d ₂ p masterbatches	793	447
Finished products	472	1,401
Other	121	122
Total	6,154	9,161

Notes to the Annual Report and Accounts

Continued

The revenues of the Group are divided in the following geographical areas:

Geographical area	2022 £'000	2021 £'000
UK	408	541
Europe	722	1,490
North America	274	227
Central and South America	2,582	3,289
Middle East	1,183	2,476
Asia	985	1,138
Total	6,154	9,161

Revenues attributable to the above geographical areas are made on the basis of final destination of the customer to which the goods are sold. The geographical areas above are what the Company considers to be key markets. All revenue is of the same nature, timing and uncertainty and so the Directors have not provided a further disaggregation of the revenue beyond the geographical and product analysis provided above. Credits are made to revenue on agreement of a dispute. Payments are made by customers either before or after satisfaction of performance obligations depending on the credit risk associated with the customer. Payments made before satisfaction of performance obligations are disclosed as a liability in accounts payable in the financial statements. If the satisfaction of performance obligations is made before payment, then the value is included in accounts receivable until extinguished by the payment.

Products are sold based on quality criteria, and the Group warrants performance of its products after appropriate tests and trials are undertaken. Refunds are given or products are replaced if there is a failure within the product quality assured by Symphony, or its agreed performance.

Non-current assets of £14,100 are held outside of the UK (2021: £14,000).

Major customers

There was one customer that accounted for greater than 10% of total Group revenues for 2022 (2021: two customers). In 2022 the one customer accounted for £654,000 or 11% (2021: £2,477,000 and two customers being 27%) of total group revenues. The Group promotes its products through a global network of distributors and aims to generate revenues from as many sources as practicable.

5. Operating loss

The operating loss is stated after crediting:

	2022 £'000	2021 £'000
Depreciation – property, plant and equipment	50	49
Depreciation – right-of-use assets	179	174
Amortisation	14	12
Research and development expenditure*	510	494
Fees payable to the Company's auditor:		
Audit related services:		
Audit of the annual report and accounts	30	25
Audit of the annual report and accounts of the Company's subsidiaries	45	30
Net foreign exchange (gain)/loss	(29)	41

* Further development expenditure of £168,000 (2021: £166,000) is included in Development cost additions – see note 12.

6. Directors and employees

Staff costs (including directors) during the year comprise:

	2022 £'000	2021 £'000
Wages and salaries	2,115	1,836
Social security costs	162	264
Pension contributions	156	130
Total	2,433	2,230

Average monthly number of people (including directors) by activity:

	2022	2021
R&D, testing and technical	10	10
Selling	11	9
Administration	12	13
Management	7	6
Marketing	3	3
Total average headcount	43	41

Notes to the Annual Report and Accounts

Continued

Remuneration in respect of the Directors, who are also the key management, was as follows:

	2022 £'000	2021 £'000
Emoluments (all short term)	590	567

There were no Directors' pension contributions made during the year (2021: £nil).

The Directors are considered to be the key management personnel of the Group. Further details on Directors' remuneration and share options are set out in the Remuneration Committee Report.

Remuneration in respect of the highest paid director was as follows:

	2022 £'000	2021 £'000
Highest paid director	221	215

7. Finance costs

	2022 £'000	2021 £'000
Interest expense:		
Bank and invoice finance borrowings	55	25
Lease interest (right-of-use assets)	22	29
Total average headcount	77	54

8. Taxation

	2022 £'000	2021 £'000
R&D tax credit	120	127
Total income tax credit	120	127

No tax arises on the loss for the year.

The tax assessed for the year is different from the standard rate of corporation tax in the UK of 19% (2021: 19%).

The differences are explained as follows:

	2022 £'000	2021 £'000
Loss for the year before tax	(3,007)	(1,533)
Tax calculated by rate of tax on the result		
Effective rate for year at 19% (2021: 19%)	(571)	(291)
Fixed asset differences	(2)	-
Expenses not deductible for tax purposes	24	15
R&D tax relief	(39)	(89)
Movement in deferred tax not recognised	520	208
Surrender of tax losses for R&D tax credit refund	16	37
R&D tax credit not yet recognised	52	120
R&D tax credit in respect of previous periods	(120)	(127)
Total income tax credit	(120)	(127)

Symphony Environmental Limited continues to undertake research and development work which results in a research and development tax credit being made repayable to the company by HMRC in exchange for tax losses surrendered by the company at a tax rate of 14.5%. As in prior years, the group has chosen to recognise such cash tax credits in its financial statements, once the relevant research and development claim has been accepted and repaid by HMRC. Usually this is shortly after the submission of the company's tax return. The cash tax credit of £120,000 shown above relates to a repayment made by HMRC in relation to the year ended 31 December 2021 (£127,000 relates to the year ended and 31 December 2020).

In calculating the overall tax charge for the Group for the period, Symphony Environmental Limited has provisionally included a portion of the anticipated research and development claim for year ended 31 December 2022 to increase the trading losses made available for surrender to Symphony Environmental Technologies plc as group relief. In doing so, the overall current year tax charge for the Group for the period has been reduced to £nil. Symphony Environmental Limited intends to surrender any remaining trading losses, not claimed as group relief, in exchange for a cash tax credit. The Group expects to be able to recognise this cash tax credit within next year's financial statements once this is repaid.

The recognition of the deferred tax asset is based on sensitising management forecasts to estimate the future taxable profits against which the losses will be relieved. Judgements have been made in respect to profitability going forward based upon current sales leads and market receptiveness to anticipated product launches.

Notes to the Annual Report and Accounts

Continued

The Group has not recognised a deferred tax asset in respect of losses available for use against future taxable profits due to uncertainties on timing. The Group has tax losses of approximately £18,939,000 (2021: £16,050,000). These tax losses have no expiry date. The unrecognised deferred tax asset in respect of these losses based on latest profit projections is approximately £4,735,000 (2021: £4,013,000).

These brought forward losses are subject to the loss restriction rules introduced on 1 April 2017. Groups with more than £5m taxable profits per annum will only be able to utilise 50% of their brought forward losses against taxable profits exceeding the £5m cap. As Symphony does not expect its taxable profits to exceed £5m in the near to immediate term, it is not possible to quantify the impact of these changes at this moment in time.

The UK corporation tax rate applicable for the year is 19% (2021: 19%).

On 3 March 2021, the UK government announced that it intended to increase the main rate of corporation tax to 25% for the financial years beginning 1 April 2023. This new rate was enacted by Finance Act 2021 on 10 June 2021.

The Group also has gross fixed assets of £258,000 (2021: £197,000) which give rise to a deferred tax liability of £65,000 (2021: £49,000). Other gross temporary timing differences of £85,000 (2021: £177,000) give rise to a deferred tax asset of £21,000 (2021: £44,000). The deferred tax liability of £65,000 (2021: £49,000) is sheltered by the unrecognised deferred tax asset in respect of losses and temporary timing differences.

The unrecognised deferred tax balances disclosed in the above for 2022 have been calculated at 25%.

9. Earnings per share and dividends

The calculation of basic earnings per share is based on the loss attributable to ordinary shareholders divided by the weighted average number of shares in issue during the year. The calculation of diluted earnings per share is based on the basic earnings per share, adjusted to allow for the issue of shares on the assumed conversion of all dilutive options and warrants.

Reconciliations of the profit and weighted average numbers of shares used in the calculations are set out below:

Basic and diluted	2022	2021
Loss attributable to equity holders of the Company	£(2,887,000)	£(1,406,000)
Weighted average number of ordinary shares in issue	175,226,254	172,851,825
Basic earnings per share	(1.65) pence	(0.81) pence
Dilutive effect of weighted average options and warrants	7,498,557	8,649,516
Total of weighted average shares together with dilutive effect of weighted options- see below	175,226,254	172,851,825
Diluted earnings per share	(1.65) pence	(0.81) pence

No dividends were paid for the year ended 31 December 2022 (2021: £nil).

The effect of options and warrants for the years ended 31 December 2022 and 31 December 2021 are anti-dilutive.

A total of 21,666,500 options and warrants were outstanding at the end of the year which may become dilutive in future years.

Notes to the Annual Report and Accounts

Continued

10. Property, plant and equipment

Year ended 31 December 2022	Plant & Machinery £'000	Fixtures & Fittings £'000	Motor Vehicles £'000	Office Equipment £'000	Total £'000
Cost					
At 1 January 2022	387	298	-	140	825
Additions	10	-	-	8	18
Disposals	-	(5)	-	(10)	(15)
At 31 December 2022	397	293	-	138	828
Depreciation					
At 1 January 2022	282	269	-	103	654
Charge for the Year	23	8	-	19	50
Disposals	-	(5)	-	(9)	(14)
At 31 December 2022	305	272	-	113	690
Net Book Value					
At 31 December 2022	92	21	-	25	138
At 31 December 2021	105	29	-	37	171
Year ended 31 December 2021					
Cost					
At 1 January 2021	346	304	14	133	797
Additions	41	2	-	11	54
Disposals	-	(8)	(14)	(4)	(26)
At 31 December 2021	387	298	-	140	825
Depreciation					
At 1 January 2021	264	267	14	86	631
Charge for the Year	18	10	-	21	49
Disposals	-	(8)	(14)	(4)	(26)
At 31 December 2021	282	269	-	103	654
Net Book Value					
At 31 December 2021	105	29	-	37	171
At 31 December 2020	82	37	-	47	166

Notes to the Annual Report and Accounts

Continued

11. Right-of-use assets

Year ended 31 December 2022	Land & buildings £'000	Office Equipment £'000	Total £'000
Cost			
At 1 January 2022	905	70	975
Additions	-	22	22
Disposal	-	(14)	(14)
At 31 December 2022	905	78	983
Depreciation			
At 1 January 2022	385	42	427
Charge for the Year	160	19	179
Disposal	-	(2)	(2)
At 31 December 2022	545	59	604
Net Book Value			
At 31 December 2022	360	19	379
At 31 December 2021	520	28	548

Right-of-use assets are assets used by the business under operating lease agreements and accounted for under IFRS 16. The resultant lease liability is included in borrowings. See note 19.

Year ended 31 December 2021	Land & buildings £'000	Office Equipment £'000	Total £'000
Cost			
At 1 January 2021	707	56	763
Additions	198	14	212
At 31 December 2021	905	70	975
Depreciation			
At 1 January 2021	225	28	253
Charge for the Year	160	14	174
At 31 December 2021	385	42	427
Net Book Value			
At 31 December 2021	520	28	548
At 31 December 2020	482	28	510

Notes to the Annual Report and Accounts

Continued

12. Intangible assets

Year ended 31 December 2022	Development costs £'000	Trademarks £'000	Total £'000
Cost			
At 1 January 2022	2,139	119	2,258
Additions	168	26	194
Disposals	-	(3)	(3)
At 31 December 2022	2,307	142	2,449
Amortisation			
At 1 January 2022	245	25	270
Charge for the Year	-	14	14
Disposals	-	(2)	(2)
At 31 December 2022	245	37	282
Impairment			
At 1 January 2022	1,728	-	1,728
At 31 December 2022	1,728	-	1,728
Net Book Value			
At 31 December 2022	334	105	439
At 31 December 2021	166	94	260

Development costs are capitalised in accordance with the policy set out in note 2. Judgements and estimates applied in accordance with this policy are set out in note 3. Development costs include a net book value of £334,000 (2021: £166,000). Amortisation will start on completion of the project in accordance with note 2.

Year ended 31 December 2021	Development costs £'000	Trademarks £'000	Total £'000
Cost			
At 1 January 2021	1,973	64	2,037
Additions	166	61	227
Disposals	-	(6)	(6)
At 31 December 2021	2,139	119	2,258
Amortisation			
At 1 January 2021	245	19	264
Charge for the Year	-	12	12
Disposals	-	(6)	(6)
At 31 December 2021	245	25	270
Impairment			
At 1 January 2021	1,728	-	1,728
At 31 December 2021	1,728	-	1,728
Net Book Value			
At 31 December 2021	166	94	260
At 31 December 2020	-	45	45

Notes to the Annual Report and Accounts Continued

13. Investments

The Group holds investment interests in the following minority unlisted shares.

	Total £'000
Investments held at cost:	
At 1 January 2022	123
Additions	7
At 31 December 2022	130
At 31 December 2021	123

The Group has invested £130,000 (1.6%) into Eranova SAS, a French company developing products from green algae, as part of a total €6,000,000 financing to build a pre-industrial plant. The project is currently on schedule with the pre-industrial plant completed in 2021. During 2022 the pre-industrial plant was fully operational. Forward prospects are encouraging, and the Board currently consider that the fair value is consistent with cost while the project considers the next phase. There is therefore no impairment as at 31 December 2022.

The Company is parent to the following subsidiary undertakings:

Name	Country of incorporation	Nature of business	Proportion of ordinary shares held by parent	Proportion of ordinary shares held by the Group
Symphony Environmental Limited	England and Wales	Development and supply of environmental plastic additives and products	100%	100%
D2W Limited	England and Wales	Dormant	0%	100%
Symphony Recycling Technologies Limited	England and Wales	Dormant	100%	100%
Symphony Energy Limited	England and Wales	Dormant	100%	100%

All of the above subsidiaries are consolidated in the Group annual report and accounts. The above companies have their registered offices at 6 Elstree Gate, Elstree Way, Borehamwood, WD6 1JD.

14. Interest in joint ventures

	Total £'000
At 1 January 2022	-
Additions at cost	101
Share of joint venture total comprehensive income (see below)	-
At 31 December 2022	101

The Group has a 46.5% share of Symphony Environmental India (Private) Limited, a company incorporated in India.

The primary activity of Symphony Environmental India (Private) Limited is the marketing and sale of the Groups d₂w and d₂p product range in India. The contractual arrangement provides the Group with only the rights to the net assets of the joint arrangement, with the rights to the assets and obligation for liabilities of the joint arrangement resting primarily with Symphony Environmental India (Private) Limited. Under IFRS 11 this joint arrangement is classified as a joint venture and has been included in the consolidated financial statements using the equity method.

Notes to the Annual Report and Accounts Continued

Summarised financial information in relation to the joint venture is shown below.

	Year to 31 December 2022 £'000	Year to 31 December 2021 £'000
Profit from continuing operations	3	-
Total comprehensive income	3	-
Group's share of total comprehensive income (46.5%)	1	-
Net assets	103	-
Group's share of net assets (46.5%)	48	-

The joint venture's first reporting date will be 31 March 2023. The above is based on management information. There are no unrecognised losses, material capital commitments or contingent liabilities as at 31 December 2022.

15. Inventories

	2022 £'000	2021 £'000
Finished goods and goods for resale	671	779
Raw materials	504	537
	1,175	1,316

The cost of inventories recognised as an expense and included in 'cost of sales' amounted to £3,094,000 (2021: £4,798,000). There is a provision of £252,000 for the impairment of inventories (2021: £156,000).

There is no collateral on the above amounts.

16. Trade and other receivables

	2022 £'000	2021 £'000
Trade receivables	1,901	2,608
Other receivables	174	199
VAT	29	82
Prepayments	245	257
	2,349	3,146

The Directors consider that the carrying value of trade and other receivables approximates to their fair values.

Symphony Environmental Technologies plc applies the IFRS 9 simplified approach to measuring expected credit losses (ECL) which uses a lifetime expected loss allowance for all trade receivables. The ECL balance has been determined based on historical data available to management such as adherence to payment terms and length of time to settle payment, in addition to forward looking information utilising management knowledge such as the anticipated condition of the market in which its customers operate. Based on the analyses performed, management expect that all balances will be recovered.

Trade receivables are amounts due from customers for goods sold or services performed in the ordinary course of business. They are generally due for settlement within 120 days and therefore are all classified as current. The majority of trade and other receivables are non-interest bearing. Where the effect is material, trade and other receivables are discounted using discount rates which reflect the relevant costs of financing.

The maximum credit risk exposure at the statement of financial position date equates to the carrying value of trade receivables. Further disclosures are set out in note 23.

Notes to the Annual Report and Accounts

Continued

Trade receivables are secured against the facilities provided by the Group's bankers.

Included in trade receivables are debtors which are past due but where no provision has been made as there has not been a change in the credit worthiness of these debtors and the amounts are considered recoverable. The ageing analysis of debt taking into account credit terms is shown below.

Days past due	0-30 £'000	31-60 £'000	61-90 £'000	91-120 £'000	>120 £'000	Total Gross £'000	ECL £'000	Total Net £'000
31 December 2022	1,488	236	61	19	175	1,979	(78)	1,901
31 December 2021	2,534	33	29	-	47	2,643	(35)	2,608

The ECL is included within debts past 120 days overdue at 45% for 2022 and 74% for 2021.

17. Cash and cash equivalents

	2022 £'000	2021 £'000
Cash at bank and in hand	1,152	881
	1,152	881

The carrying amount of cash equivalents approximates to their fair values.

18. Equity

	Group and Company			Group	Total £'000
	Ordinary shares Number	Ordinary shares £'000	Share premium £'000	Retained earnings £'000	
At 1 January 2022	179,251,277	1,793	3,910	(2,231)	3,472
Issue of share capital	5,555,556	55	944	-	999
Loss for the year	-	-	-	(2,887)	(2,887)
Share based payments	-	-	-	119	119
At 31 December 2022	184,806,833	1,848	4,854	(4,999)	1,703
At 1 January 2021	176,751,277	1,768	3,185	(865)	4,088
Issue of share capital	2,500,000	25	725	-	750
Loss for the year	-	-	-	(1,406)	(1,406)
Share based payments	-	-	-	40	40
At 31 December 2021	179,251,277	1,793	3,910	(2,231)	3,472

During the year the Company issued 5,555,556 Ordinary Shares (2021: 2,500,000 ordinary shares) for a net consideration of £999,000 (2021: £750,000).

Ordinary shares in the Company carry one vote per share and each share gives equal rights to dividends and to the distribution of the Company's assets in the event of liquidation.

Notes to the Annual Report and Accounts

Continued

Share options and warrants

As at 31 December 2022 the Group maintained an approved share-based payment scheme for employee compensation. All share-based employee compensation will be settled in equity. The Group has no legal or constructive obligation to repurchase or settle the options. On 3 May 2022 4,000,000 staff options were issued which were all outstanding as at 31 December 2022. As at 31 December 2021 there were nil approved staff options outstanding and no approved staff options were issued in 2021.

The Company has an unapproved share option scheme which is open to directors and consultants. Options granted under the scheme are for £nil consideration and are exercisable at a price equal to the quoted market price of the Company's shares on the date of the grant. The vesting period is 0 to 12 months. If the options remain unexercised after a period of 2-12 years from the date of grant, the option expires. The Options are forfeited subject to Board discretion on leaving or termination of services. On 3 May 2022, 750,000 unapproved options were issued to Alexander Brennan (250,000 at a price of 25p and 500,000 at a price of 30p) exercisable for 3 years, as detailed in the Remuneration Committee Report on page 35 to 36.

On 29 July 2022 4,000,000 warrants were issued as part of a placing at a price of 25p and exercisable for 1 year.

The weighted average exercise price of all of the Group's options and warrants are as follows:

	2022 Weighted average exercise price £		2021 Weighted average exercise price £	
	Number	price £	Number	price £
Outstanding 1 January	16,441,500	0.14	18,891,500	0.13
Granted	7,725,000	0.25	2,750,000	0.39
Exercised	-	-	-	-
Lapsed	(2,500,000)	0.40	(5,200,000)	0.25
Outstanding 31 December	21,666,500	0.15	16,441,500	0.14

The weighted average exercise price of options exercised in 2022 was £: nil as no options were exercised during the period (2021: nil). The number of share options and warrants exercisable at 31 December 2022 was 21,666,500 (2021: 16,441,500). The weighted average exercise price of those options and warrants exercisable was 0.15p (2021: 14p). The weighted average option and warrant contractual life is ten years (2021: nine years) and the range of exercise prices is 4.5p to 30p (2021: 4.5p to 40p).

Directors

Directors' interests in shares and share incentives are contained in the Remuneration Committee Report on page 35 to 36.

IFRS2 expense

The IFRS 2 share-based payment charge for the year is £119,000 (2021: £40,000).

£40,000 of the charge was calculated using the Black Scholes model with a three-year term, risk free rate of 0.48%, volatility of 68.36% and dividend yield of 0%.

£79,000 of the charge was calculated using the Black Scholes model with a two-year term, risk free rate of 1.60% to 1.72%, volatility of 54.9% and dividend yield of 0%.

Notes to the Annual Report and Accounts Continued

19. Borrowings

	2022 £'000	2021 £'000
Non-current		
Leases	181	338
Current		
Bank overdraft	1,134	677
Invoice finance facility	857	-
Leases	167	167
	2,158	844
Total	2,339	1,182

The bank overdraft relates to US Dollars and kept for hedging purposes as at the year end. Interest is charged on overdrafts at 2.4% above the host countries currency base rate. The Group also has an invoice finance facility with its bankers.

The bank overdraft and invoice finance facility are secured by a fixed and floating charge over the Group's assets.

The Group's leasing activities are detailed in the table below:

Right-of-use asset	Number of assets leased	Remaining term
Head office	1	2 years
Office equipment	1	Within 1 year
Office equipment	1	5 years

The weighted average discount rate on initial application was 4.2%.

None of the above leases has a remaining option extension, option to purchase or termination option. An office equipment lease was terminated during the period and a new office equipment lease for £22,000 was entered into.

The maturity of lease liabilities are as follows:

	2022 £'000	2021 £'000
Gross payments		
No later than one year	182	188
Later than one year and no later than five years	190	359
	372	547

During the year the Group had no other leases other than those included above.

The following lease payments were made during the year:

	2022 £'000	2021 £'000
Gross payments		
Lease capital	167	199
Lease interest	22	29
Total cash outflows	189	228

Notes to the Annual Report and Accounts

Continued

Reconciliation of liabilities arising from financing activities

For the year ended 31 December 2022

	1 January 2022 £'000	Cash flows £'000	Non-cash changes £'000	31 December 2022 £'000
Gross payments				
Bank overdraft	677	457	-	1,134
Leases	505	(189)	32	348
Total liabilities from financing activities	1,182	268	32	1,482

The non-cash changes for 2022 are in respect to £22,000 new lease addition, replacing a £12,000 lease, and £22,000 interest.

For the year ended 31 December 2021

	1 January 2021 £'000	Cash flows £'000	Non-cash changes £'000	31 December 2021 £'000
Gross payments				
Bank overdraft	918	(241)	-	677
Leases	509	(228)	224	505
Total liabilities from financing activities	1,427	(469)	224	1,182

The non-cash changes for 2021 are in respect to £195,000 new lease additions and £29,000 interest

20. Trade and other payables

Current	2022 £'000	2021 £'000
Financial liabilities measured at amortised cost:		
Trade payables	1,395	1,351
Other payables	23	61
Social security and other taxes	214	130
Accruals	189	249
	1,821	1,791

Trade payables and accruals principally comprise amounts outstanding for trade purchases and ongoing costs. The average credit period taken for trade purchases is 82 days (2021: 85 days). The Group has financial risk management policies in place to ensure that all payables are paid within the pre-agreed credit terms.

The Directors consider that the carrying value of trade and other payables approximate to their fair value.

21. Commitments and contingencies

a) Capital commitments

The Group had capital commitments totalling £nil at the end of the year (2021: £nil).

b) Contingent liabilities

Together with its subsidiary, Symphony Environmental Limited, the Group's bankers have provided a Group composite facility of £10,000 and invoice finance facility of £1.5million (2021: £100 and £1.5 million).

Notes to the Annual Report and Accounts

Continued

22. Related party transactions

Alexander Brennan was appointed to the Board as an executive director on 17 May 2022. The Group was employing and continues to employ the services of a company which he is a shareholder and director, Brennan and Partners Limited. Since Alexander was appointed to the board of the Company, the Group has paid £89,400 to Brennan and Partners Limited (2021: not applicable) for advocacy and other advisory services in relation to the Group's d₂w products in the UK, Spain and Latin America.

There were no other related party transactions during the year (2021: none).

23. Financial Instruments

Classification and measurement

The Group's financial assets and liabilities, which are all held at amortised cost, are summarised as follows:

	2022 £'000	2021 £'000
Financial assets:		
Trade receivables	1,901	2,608
Other receivables	174	199
Cash and cash equivalents	1,152	881
	3,227	3,688
Financial liabilities:		
Trade payables	1,395	1,351
Other payables	23	61
Accruals	189	249
Bank overdraft	1,134	677
Leases	348	505
	3,089	2,843

The Group's £130,000 carrying investment in Eranova SAS see note 13, is held at cost.

Risk management

The main risks arising from the Group's financial instruments are liquidity risk, interest rate risk, currency risk and credit risk. The Directors review and agree policies for managing each of these risks and they are summarised below. These policies have remained unchanged from previous years.

Notes to the Annual Report and Accounts

Continued

Liquidity risk

The Group seeks to manage financial risk to ensure financial liquidity is available to meet foreseeable needs and to invest cash assets safely and profitably. Short term flexibility is achieved through trade finance arrangements and overdrafts.

Having reviewed the maturity of financial liabilities and the forecast cash flows for the forthcoming twelve month period, the Directors believe that sufficient cash will be generated from trading operations to meet debt obligations as they fall due.

The maturity of financial liabilities as at 31 December 2022 is summarised as follows:

	Trade and other payables and accruals £'000	Leases £'000	Bank overdraft & other loans £'000	Total £'000
Gross cash flows:				
Zero to sixty days	1,607	3	1,134	2,744
Sixty one days to three months	-	46	-	46
Four months to six months	-	44	-	44
Seven months to one year	-	89	-	89
One to three years	-	182	-	182
Four to five years	-	8	-	8
	1,607	372	1,134	3,113

The maturity of financial liabilities as at 31 December 2021 is summarised as follows:

	Trade and other payables and accruals £'000	Leases £'000	Bank overdraft & other loans £'000	Total £'000
Gross cash flows:				
Zero to sixty days	1,661	3	677	2,341
Sixty one days to three months	-	44	-	44
Four months to six months	-	46	-	46
Seven months to one year	-	95	-	95
One to three years	-	358	-	358
Four to five years	-	1	-	1
	1,661	547	677	2,885

Notes to the Annual Report and Accounts

Continued

Interest rate risk

The Group seeks to reduce its exposure to interest rate risk where possible, but this is offset by the availability of trade finance arrangements which are transaction specific to meet liquidity needs and so have variable interest rate terms.

Sensitivities have been looked at in the range of an absolute rate increase of 5% or a decrease of 1% which enable an objective calculation to be made depending on any interest rate changes in the future. Any rate changes would be outside the control of the Group.

The Group's exposure to interest rate risk as at 31 December 2022 is summarised as follows:

	Fixed £'000	Variable £'000	Zero £'000	Total £'000
Cash and cash equivalents	-	1,152	-	1,152
Trade receivables	-	-	1,901	1,901
Other receivables	-	-	174	174
	-	1,152	2,075	3,227
Trade payables	-	-	(1,395)	(1,395)
Other payables	-	-	(23)	(23)
Leases	(348)	-	-	(348)
Bank overdraft	-	(1,134)	-	(1,134)
	(348)	18	657	327
Sensitivity: increase in interest rates of 5%	-	1	-	1
Sensitivity: decrease in interest rates of 1%	-	-	-	-

The Group's exposure to interest rate risk as at 31 December 2021 is summarised as follows:

	Fixed £'000	Variable £'000	Zero £'000	Total £'000
Cash and cash equivalents	-	881	-	881
Trade receivables	-	-	2,608	2,608
Other receivables	-	-	199	199
	-	881	2,807	3,688
Trade payables	-	-	(1,351)	(1,351)
Other payables	-	-	(61)	(61)
Leases	(505)	-	-	(505)
Bank overdraft	-	(677)	-	(677)
	(505)	204	1,395	1,094
Sensitivity: increase in interest rates of 5%	-	10	-	10
Sensitivity: decrease in interest rates of 1%	-	(2)	-	(2)

Sensitivity shows the effect on equity and statement of comprehensive income.

Notes to the Annual Report and Accounts

Continued

Currency risk

The Group operates in overseas markets and is subject to currency exposure on transactions undertaken during the year. The Group hedges the transactions where possible by buying goods and selling them in the same currency. The Group also has bank facilities available for hedging purposes.

A summary of foreign currency financial assets and liabilities as stated in the statement of financial position together with a sensitivity analysis showing the effect of a 10% change in rate with Sterling is shown below:

	Currency	Sterling balance 2022 £'000	Currency balance 2022 C'000	Sterling balance 2021 £'000	Currency balance 2021 C'000
Financial assets	Euro	235	€266	288	€344
Financial liabilities	Euro	(98)	€(111)	(90)	€(107)
Net balance	Euro	137	€155	198	€237
Effect of 10% Sterling increase			(12)		(18)
Effect of 10% Sterling decrease			(15)		22
Financial assets	USD	1,943	\$2,695	2,933	\$3,963
Financial liabilities	USD	(1,018)	\$(1,232)	(778)	\$(1,051)
Net balance	USD	925	\$1,463	2,155	\$2,912
Effect of 10% Sterling increase			(110)		(196)
Effect of 10% Sterling decrease			134		239

Sensitivity shows the effect on equity and statement of comprehensive income. A 10% change is shown to enable an objective calculation to be made on exchange rates which may be assumed for the future.

As at 31 December 2022 the Group had no outstanding foreign currency contract (2021: the Group had outstanding forward foreign currency contracts which all matured within three months of the year end and committed the Group to selling 1,500,000 US Dollars and to receive a fixed Sterling amount).

The forward currency contracts are measured at fair value, which is determined using the valuation techniques that utilise observable inputs. The key inputs used in valuing the derivatives are the forward exchange rates for USD:GBP. The fair value of the forward-foreign currency contracts at 31 December 2022 is £nil (2021: loss of £2,000).

Credit risk

The Group's exposure to credit risk is limited to the carrying value of financial assets at the statement of financial position date, summarised as follows:

Gross payments	2022 £'000	2021 £'000
Trade receivables	1,901	2,608
Other receivables	174	199
Cash and cash equivalents	1,152	881
	3,227	3,688

The credit risk associated with the cash is limited as the counterparties have high credit ratings assigned by international credit-rating agencies. The principal credit risk arises therefore from trade receivables. The seven largest customer balances at the end of the year make up 82% (2021: 85%) of the above trade receivables.

In order to manage credit risk, the Directors set limits for customers based on a combination of payment history, third party credit references and use of credit insurance. These limits are reviewed regularly. The maturity of overdue debts and details of impairments and amounts written off are set out in note 16.

Notes to the Annual Report and Accounts

Continued

Capital requirements and management

Interest bearing loans and borrowings are monitored regularly to ensure the Group has sufficient liquidity and its exposure to interest rate risk is mitigated. Management consider the capital of the Group comprises the share capital as detailed in note 18 and interest bearing loans and borrowings as detailed in note 19. The Company satisfies the Companies Act 2006 requirement to hold £50,000 issued share capital of which at least 25% is paid up. See note 18.

The Group's capital management objectives are:

- o to ensure the Group's ability to continue as a going concern; and
- o to provide an adequate return to shareholders

The Group monitors capital on the basis of the gearing ratio calculated as net debt divided by total capital. Net debt is calculated as total borrowings as shown in the consolidated statement of financial position less cash and cash equivalents. Total capital is calculated as equity as shown in the consolidated statement of financial position plus net debt. The Group's goal in capital management is to maintain an optimal gearing ratio (the ratio of net debt over debt plus equity).

The Group manages the capital structure and makes adjustments to it in the light of changes in economic conditions and the risk characteristics of the underlying assets. In order to maintain or adjust the capital structure, the Group may adjust the amount of dividends paid to shareholders, return capital to shareholders, issue new shares, or sell assets to reduce debt.

The gearing ratios at 31 December 2022 and 2021 were as follows:

	2022 £'000	2021 £'000
Total borrowings (note 19)	1,482	1,182
Cash and cash equivalents (note 17)	(1,152)	(881)
Net debt	330	301
Total equity (note 18)	1,703	3,472
Borrowings	1,482	1,182
Overall financing	3,185	4,654
Gearing ratio	10%	6%

The gearing ratios are in line with the management's working capital financing strategy.

24. Events since statement of financial position date

On 9 March 2023 the Company entered into a £1 million convertible loan agreement with Sea Pearl Ventures Limited with the following main terms:

- o Loan principal: £1,000,000 (unsecured)
- o Conversion at 1 year and 30 days (no earlier)
- o Conversion price: 80% of the volume weighted average share price for the 3 months prior to conversion
- o Interest: 7% per annum, payable as accrued on repayment and/or conversion
- o Symphony able to repay the loan in full or in part before conversion at its discretion

There have been no other material events since the statement of financial position date.

The following pages contain the financial statements for the parent company, prepared in accordance with the Financial Reporting Standard 101, 'Reduced Disclosure Framework' ('FRS 101')

Company statement of financial position

at 31 December 2022

Company number 03676824

	Note	2022 £'000	2021 £'000
Fixed assets			
Investments	26	1,309	1,190
		1,309	1,190
Current assets			
Trade and other receivables	27	6,929	7,028
Cash and cash equivalents		729	292
		7,658	7,320
Trade and other payables: amounts falling due within one year	28	110	87
Net current assets		7,548	7,233
Net assets		8,857	8,423
Equity			
Share capital	30	1,848	1,793
Share premium account		4,854	3,910
Retained earnings		2,155	2,720
		8,857	8,423

The Company has applied the exemption under section 408 of the Companies Act 2006 not to present a statement of comprehensive income for the year ended 31 December 2022.

The loss after tax for the financial year 2022 within the annual report and accounts of the Company was £684,000 (2021: profit £457,000).

These annual report and accounts were approved by the Directors on 26 May 2023 and are signed on their behalf by:

I Bristow FCCA

Chief Financial Officer

The accompanying notes form an integral part of these annual report and accounts.

Company statement of changes in equity for the year ended 31 December 2022

	Share capital £'000	Share premium £'000	Retained earnings £'000	Total equity £'000
For the year to 31 December 2022				
Balance at 1 January 2022	1,793	3,910	2,720	8,423
Share option reserve movement	-	-	119	119
Issue of share capital	55	944	-	999
Transactions with owners	55	944	119	1,118
Total comprehensive income for the year	-	-	(684)	(684)
Balance at 31 December 2022	1,848	4,854	2,155	8,857
For the year to 31 December 2021				
Balance at 1 January 2021	1,768	3,185	2,223	7,176
Share option reserve movement	-	-	40	40
Issue of share capital	25	725	-	750
Transactions with owners	25	725	40	790
Total comprehensive income for the year	-	-	457	457
Balance at 31 December 2021	1,793	3,910	2,720	8,423

The accompanying notes form an integral part of these annual report and accounts.

Notes to the Company statement of financial position

25. Basis of preparation and significant accounting policies

Basis of preparation

Symphony Environmental Technologies plc ("The Company"), is a public limited company. It is incorporated and domiciled in England (Company number 03676824). The address of its registered office is 6 Elstree Gate, Elstree Way, Borehamwood, Hertfordshire, WD6 1JD, England. The Company's shares are listed on the AIM market of the London Stock Exchange.

The principal activity of the Company is to hold investments in subsidiaries which develop and supply environmental plastic additives and products.

The individual annual report and accounts have been prepared in accordance with United Kingdom accounting standards, including Financial Reporting Standard 101 – 'Reduced Disclosure Framework: Disclosure exemptions from international accounting standards in conformity with the requirements of the Companies Act 2006 for qualifying entities' ('FRS 101'), and with the Companies Act 2006. This separate annual report and accounts have been prepared on a going concern basis, under the historical cost basis, as modified by the recognition of certain financial assets and liabilities measured at fair value.

Financial reporting standard 101 - reduced disclosure exemptions

The Company has taken advantage of the following disclosure exemptions under FRS 101:

- o the requirements of IAS 7 Statement of Cash Flows
- o the requirements of IFRS 7 Financial Instruments: Disclosures
- o the requirements of paragraphs 91-99 of IFRS 13 Fair Value Measurement
- o the requirement in paragraph 38 of IAS 1 'Presentation of Financial Statements' to present comparative information in respect of:
 - o paragraph 79(a)(iv) of IAS 1;
 - o paragraph 73(e) of IAS 16 Property, Plant and Equipment;
 - o paragraph 118(e) of IAS 38 Intangible Assets;
- o the requirements of paragraphs 10(d), 10(f), 16, 38A, 38B, 38C, 38D, 40A, 40B, 40C, 40D, 111 and 134-136 of IAS 1 Presentation of Financial Statements
- o the requirements of paragraphs 30 and 31 of IAS 8 Accounting Policies, Changes in Accounting Estimates and Errors

- o the requirements of paragraph 17 of IAS 24 Related Party Disclosures
- o the requirements in IAS 24 Related Party Disclosures to disclose related party transactions entered into between two or more members of a group, provided that any subsidiary which is a party to the transaction is wholly owned by such a member
- o the requirements of paragraphs 134(d)-134(f) and 135(c)-135(e) of IAS 36 Impairment of Assets.

The Company has taken advantage of section 408 of the Companies Act 2006 and has not included its own statement of comprehensive income in these annual report and accounts.

The annual report and accounts are presented in Sterling, the functional and presentational currency of the Company and are expressed in round thousands unless otherwise stated (£'000s).

New standards and interpretations have been issued but are not expected to have a material impact on the Company's annual report and accounts.

Property, plant and equipment

Tangible fixed assets are stated at cost, net of depreciation and any provision for impairment.

Depreciation is calculated so as to write off the cost of an asset, less its estimated residual value, over the useful economic life of that asset as follows:

Motor vehicles - 25% reducing balance.

Taxation

Current tax is the tax currently payable based on taxable profit for the year.

Deferred income taxes are calculated using the liability method on temporary differences. Deferred tax is generally provided on the difference between the carrying amounts of assets and liabilities and their tax bases. Tax losses available to be carried forward as well as other income tax credits to the Company are assessed for recognition as deferred tax assets, insofar as the Company is entitled to UK tax credits on qualifying research and development expenditure, such amounts are presented in the income tax line within statement of comprehensive income.

Deferred tax liabilities are provided in full, with no discounting. Deferred tax assets are recognised to the extent that it is probable that the underlying deductible temporary differences will be able to be offset against future taxable income. Current and deferred tax assets and liabilities are calculated at tax rates that are expected to apply to their respective period of realisation, provided they are enacted or substantively enacted at the statement of financial position date.

Notes to the Company statement of financial position

Continued

Changes in deferred tax assets or liabilities are recognised as a component of tax expense in profit or loss, except where they either relate to items that are charged or credited directly to equity in which case the related deferred tax is also charged or credited directly to equity, or where they relate to items charged or credited in other comprehensive income the deferred tax change is recognised in other comprehensive income.

Foreign currencies

Monetary assets and liabilities in foreign currencies are translated into Sterling at the rates of exchange ruling at the statement of financial position date. Transactions in foreign currencies are translated into Sterling at the rate of exchange ruling at the date of the transaction. Exchange differences are taken into account in arriving at the operating profit.

Investments - Company

Investments in subsidiaries are accounted for at cost less impairment in the individual annual report and accounts.

Impairment of assets

At each reporting date fixed assets are reviewed to determine whether there is any indication that those assets have suffered an impairment loss. If there is an indication of possible impairment, the recoverable amount of any affected asset is estimated and compared with its carrying amount. If estimated recoverable amount is lower, the carrying amount is reduced to its estimated recoverable amount, and an impairment loss is charged immediately to statement of comprehensive income.

If an impairment loss subsequently reverses, the carry amount of the asset is increased to the revised estimate of its recoverable amount, but not in excess of the amount that would have been determined had no impairment loss been recognised for the asset in prior years. A reversal of an impairment loss is recognised immediately in statement of comprehensive income.

Financial instruments

Financial liabilities and equity instruments are classified according to the substance of the contractual arrangements entered into. An equity instrument is any contract that evidences a residual interest in the assets of the entity after deducting all of its financial liabilities.

Where the contractual obligations of the financial instruments (including share capital) are equivalent to a similar debt instrument, those financial instruments are classified as financial liabilities. Financial liabilities are presented as such in the statement of financial position. Finance costs are calculated so as to produce a constant rate of return on the outstanding liability.

Where the contractual terms of share capital do not have any terms meeting the definition of a financial liability then this is classified as an equity instrument. Dividends and distributions relating to equity instruments are debited direct to equity.

Equity

Equity comprises the following:

- o "Share capital" represents the nominal value of equity shares;
- o "Share premium" represents the excess over nominal value of the fair value of consideration received for equity shares, net of expenses of the share issue and after capital reduction; and
- o "Retained earnings" represents non-distributed reserves.

Equity-settled share-based payments

Warrants and options granted to employees which relate to salary sacrifices of employees employed by this company are attributed a fair value by reference to the services provided. This fair value is charged to statement of comprehensive income over the vesting period when the service is provided with a corresponding credit taken to shareholders' funds.

Significant judgements and estimates

Preparation of the annual report and accounts requires management to make significant judgements and estimates. The items in the parent company annual report and accounts where these estimates have been made include:

Estimates - impairment of investments

An impairment loss is recognised for the amount by which the assets or cash generating unit's carrying amount exceeds its recoverable amount. To determine the recoverable amount, management estimates expected future cash flows from each cash-generating unit and determines a suitable discount rate in order to calculate the present value of those cash flows. In the process of measuring expected future cash flows management makes assumptions about future operating results. These assumptions relate to future events and circumstances. In most cases, determining the applicable discount rate involves estimating the appropriate adjustment to market risk and the appropriate adjustment to asset-specific risk factors. No impairment has been recognised during the period. See note 26 for the carrying value.

There are no items in the parent company annual report and accounts where judgements have been made.

Notes to the Company statement of financial position

Continued

26. Investments

	Shares in Group Undertaking	Total
Cost		
At 1 January 2022	2,190	2,190
Additions - share option expense (note 18)	119	119
At 31 December 2022	2,309	2,309
Impairment		
At 1 January 2022	1,000	1,000
At 31 December 2022	1,000	1,000
Net book value		
At 31 December 2022	1,309	1,309
At 31 December 2021	1,190	1,190

Group undertakings are detailed in note 13.

27. Trade and other receivables

	2022 £'000	2021 £'000
Amounts owed by Group undertakings	6,912	7,015
VAT	10	3
Prepayments	7	10
	6,929	7,028

The Directors consider that the carrying value of amounts owed by Group undertakings approximate to their fair values. Included in the amounts owed by Group undertakings is an adjustment for expected credit losses of £4,601,000 (2021: £3,394,000). The Company applies the IFRS 9 simplified approach to measuring expected credit losses (ECL) which uses a lifetime expected loss allowance in respect to amounts owed by Group undertakings. The ECL balance has been determined based on historical data available to management in addition to forward looking information utilising management knowledge.

28. Trade and other payables: amounts falling due within one year

	2022 £'000	2021 £'000
Trade payables	47	10
Accruals	63	77
	110	87

29. Contingent liabilities

The Company has guaranteed all monies due to its bankers by Symphony Environmental Limited. At 31 December 2022 the net indebtedness of this company amounted to £1,571,000 (2021: £677,000). The Company has guaranteed the lease rental payable by Symphony Environmental Limited in respect to the Group's head office in Borehamwood amounting to £342,000 as at 31 December 2022 (2021: £475,000).

30. Share capital

The Company's share capital is detailed in note 18 of the Group consolidated accounts.

31. Directors and employees

All employees of Symphony Environmental Technologies plc are Directors. See note 6 of the Group consolidated accounts. The average number of staff employed by the Company during the financial year amounted to:

	2022 No.	2021 No.
Management	4	3
The aggregate payroll costs of the above were:	2022 £'000	2021 £'000
Wages and salaries	58	48
Social security costs	3	1
	61	49

The company has taken advantage of the FRS 101 exemption that allows intra-Group transactions with a 100% subsidiary to not be disclosed. There were no other related party transactions throughout the period.

32. Events since statement of financial position date

On 9 March 2023 the Company entered into a £1 million convertible loan agreement with Sea Pearl Ventures Limited with the following main terms:

- o Loan principal: £1,000,000 (unsecured)
- o Conversion at 1 year and 30 days (no earlier)
- o Conversion price: 80% of the volume weighted average share price for the 3 months prior to conversion
- o Interest: 7% per annum, payable as accrued on repayment and/or conversion
- o Symphony able to repay the loan in full or in part before conversion at its discretion

There have been no other material events since the statement of financial position date.

Company Information

○ Company registration number

03676824

○ Registered office

6 Elstree Gate
Elstree Way
Borehamwood
Hertfordshire
WD6 1JD

○ Directors

Michael Laurier

Chief Executive Officer

Ian Bristow FCCA

Chief Financial Officer

Michael Stephen LL.M

Commercial Director & Deputy Chairman

Nicolas Clave

Non-Executive Director & Interim Chairman

Shaun Robinson

Non-Executive Director

Robert (Bob) Wigley

Non-Executive Director

Alexander Brennan

Executive Director

○ Secretary

Ian Bristow

○ Nominated adviser and joint broker

Zeus Capital Limited
125 Old Broad Street
London
EC2N 1AR

○ Joint broker

Hybridan LLP
1 Poultry
London
EC2R 8EJ

○ Bankers

HSBC Bank Plc
103 Station Road
Edgware
Middlesex
HA8 7JJ

○ Solicitors


Eversheds Sutherland (International) LLP
1 Wood Street
London
EC2V 7WS

○ Auditor

Mazars LLP
Chartered Accountants and
Statutory Auditor
The Pinnacle
160 Midsummer Boulevard
Milton Keynes
MK9 1FF

○ Registrars

Link Group
10th Floor
Central Square
29 Wellington Street
Leeds
LS1 4DL



Making Plastic Smarter 
Symphony
environmental