



ELEMENTOS LIMITED

ABN 49 138 468 756

CONSOLIDATED FINANCIAL REPORT FOR THE YEAR ENDED 30 JUNE 2018

Contents

Cautionary Statements	2
Corporate Information	3
Review of Operations	4
Interests in Tenements (and Annual Mineral Resources and Ore Reserves Statement)	11
Directors' Report	13
Auditor's Independence Declaration	29
Shareholder Information	30
Corporate Governance Statement	33
Consolidated Statement of Profit or Loss and Other Comprehensive Income for the Year Ended 30 June 2018	41
Consolidated Statement of Financial Position as at 30 June 2018	42
Consolidated Statement of Changes In Equity for the Year Ended 30 June 2018	43
Consolidated Statement of Cash Flows for the Year Ended 30 June 2018	44
Notes To The Consolidated Financial Statements for the Year Ended 30 June 2018	45
Directors' Declaration	66
Independent Auditor's Report	67

Cautionary Statements

Forward-looking statements

This document may contain certain forward-looking statements. Such statements are only predictions, based on certain assumptions and involve known and unknown risks, uncertainties and other factors, many of which are beyond the company's control. Actual events or results may differ materially from the events or results expected or implied in any forward-looking statement.

The inclusion of such statements should not be regarded as a representation, warranty or prediction with respect to the accuracy of the underlying assumptions or that any forward-looking statements will be or are likely to be fulfilled.

Elementos undertakes no obligation to update any forward-looking statement to reflect events or circumstances after the date of this document (subject to securities exchange disclosure requirements). The information in this document does not take into account the objectives, financial situation or particular needs of any person or organisation. Nothing contained in this document constitutes investment, legal, tax or other advice.

Mineral Resources and Ore Reserves

Elementos confirms that Mineral Resource and Ore Reserve estimates used in this document were estimated, reported and reviewed in accordance with the guidelines of the Australian Code for the Reporting of Exploration Results, Mineral Resources and Ore Reserves (The JORC Code) 2012 edition.

Elementos confirms that it is not aware of any new information or data that materially affects the Mineral Resource or Ore Reserve information included in the following announcements:

- "Cleveland Open Pit - High-Grade Mineral Resource Defined" announced on 3 March 2015;
- "Cleveland Tailings Ore Reserve" released on the 3 August 2015;
- "Cleveland Open Pit study adds \$21m to cash flow" released on 20 August 2015; and
- "Underground study doubles life of Tasmanian mine and adds \$90 in pre-tax cash" released on 1 September 2015

The Company also confirms that all material assumptions and technical parameters underpinning the estimates in the Cleveland Mineral Resources and Reserves continue to apply and have not materially changed. Elementos also confirms the form and context in which the Competent Person's findings are presented have not been materially modified from the dates of the announcements.

A separate Competent Person sign-off for the Annual Mineral Resources and Ore Reserves Statement is set out in the Interests in Tenements section of this report.

Scoping study results and mining inventories

The scoping studies referred to in this document are based on a low-level technical and economic assessment, which are insufficient to support estimation of Ore Reserves, or to provide assurance of an economic development case at this stage, or to provide certainty that the conclusions of the scoping studies will be realised.

Elementos advises that the scoping study results are partly drawn from Inferred Resources. There is a low level of geological confidence associated with Inferred Mineral Resources and there is no certainty that further exploration work will result in the conversion of Inferred Mineral Resources to Indicated Mineral Resources or that the production target itself will be realised.

The term "mining inventory" is used to describe Indicated and Inferred Mineral Resource within the mine design. Whereas an Ore Reserve, as defined by the JORC code (2012 Edition), must be based on a study at pre-feasibility study level or better and must not include Inferred Mineral Resources. As such, no Ore Reserve can be publicly declared on the basis of these scoping studies.

Corporate Information

Directors and Company Secretary

Mr Andy Greig (Non-executive Chairman)

Mr Christopher Dunks (Executive Director)

Mr Calvin Treacy (Non-executive Director)

Mr Corey Nolan (Non-executive Director, Chairman of the Audit and Risk Committee)

Mr Duncan Cornish (Company Secretary)

Head Office and Registered Office

Elementos Limited

Level 10, 110 Market Street

Brisbane QLD 4000

Tel: +61 7 3212 6299

Fax: +61 7 3212 6250

www.elementos.com.au

Auditor

BDO Audit Pty Ltd

Level 10, 12 Creek Street

Brisbane QLD 4000

Tel: +61 7 3237 5999

Fax: +61 7 3221 9227

www.bdo.com.au

Share Registry

Boardroom Pty Limited

Level 12, 225 George Street

Sydney NSW 2000

Tel: 1300 737 760

Fax: 1300 653 459

www.boardroomlimited.com.au

Stock Exchange Listing

Australian Securities Exchange Ltd

ASX Code: ELT

Australian Business Number

49 138 468 756

Solicitor

HopgoodGanim Lawyers

Level 8, Waterfront Place

1 Eagle Street

Brisbane QLD 4000

Tel: +61 7 3024 0000

Fax: +61 7 3024 0300

www.hopgoodganim.com.au

Banker

National Australian Bank Limited

Level 19, 259 Queen Street

Brisbane QLD 4000

Review of Operations

The Company's strategy is to create sustainable shareholders value through the development of a portfolio of tin assets. Excellent progress was made at Cleveland with the completion of the first drilling program since the project acquisition more than seven years ago. A new resource estimate is being compiled and will be released to the market shortly, potentially paving the way to move towards the development of a small-scale open cut and tailings retreatment processing facility. Further metallurgical testing is planned to examine opportunities for enhancing the project economics.

The Company recently announced the implementation of a new corporate strategy to create a robust portfolio of tin assets, at various stages of development, through the acquisition of the Oropesa tin project in Spain and Temengor tin project in Malaysia.

The Company believes Oropesa is one of the best undeveloped tin resources in the Western World. Attractions include, a large JORC Mineral Resource based on more than 54,000 metres of drilling, open-cut mining potential, simple metallurgy and processing, access to development infrastructure, support from local stakeholders and in a top-rated mining jurisdiction. A Feasibility Study is in progress, Environmental Studies complete and a Mining Licence Application lodged.

A Memorandum of Understanding was signed with a private Malaysian Company, Empire Tin Mining Sdn Bhd, to negotiate a joint venture on the Temengor Tin Project in northern peninsular Malaysia. The Temengor tin project is centred on the historical Temengor tin mine which only operated for a small period of time from 1926 to 1932. The Company believes through the application of modern exploration techniques it can define new resources.

The fundamentals for the global tin industry remain robust, and this has translated into steady LME tin pricing between of between US\$18,800 and US\$22,000 per tonne during the reporting period. The price outlook remains robust with tin playing an important role in the strongly growing energy storage industries and supply constrained by the lack of new high-quality development projects.

It's an exciting time to be a Shareholder of Elementos. The Oropesa Tin Project in Spain provides a solid platform from which the Company can move from explorer to producer quickly. The addition of the Temengor project in Malaysia adds strength to the Company's project portfolio, with the potential for the project to meet the future increasing global demand for tin.

CLEVELAND PROJECT – TASMANIA

The Cleveland Project is located at Luina about 80 kilometres from Burnie in north-western Tasmania. The tin province in northwest Tasmania hosts some of the world's highest grade and most productive tin mines, including Renison Bell, Mt. Bischoff and Cleveland. The region has well-developed infrastructure and a strong mining culture. The site is linked to Burnie Port by sealed roads. Accessible power runs through the Cleveland exploration licence area.

Cleveland hosts tin and copper mineralisation in tailings, open cut and underground Mineral Resources, and a separate tungsten Mineral Resource. The Company has completed a number of studies assessing the potential of developing these resources.

During 2017/18, the Company's focus was to target potential extensions to the existing open cut Mineral Resource (800,000t @ 0.81% Sn and 0.27% Cu) through a new drilling programme. The Company believes a larger resource base would substantially improve the economic returns and lower the risk profile of the project. The Company's objective is to move towards production and cash flow, through a low-capital, staged development strategy. The initial focus is to develop the open-cut and tailings Mineral Resources and Ore Reserves, and then transition to underground mining once cash flows have been established.

Review of Operations

The Company completed the diamond drilling programme in the first quarter of 2018. The diamond drilling programme forms part of the first exploration programme carried out at Cleveland since the underground mine closed in 1986. Nineteen diamond drill holes were completed during the programme, for a total of 1676 metres. Eighteen of the drill holes were targeted at extensions to the existing open cut resource, including testing new ground magnetic anomalies for mineralisation. One drill hole (C2116) was planned as a metallurgical test work sample hole.



Figure 1. Cleveland project strategically located close to infrastructure in a world class tin mineralisation district

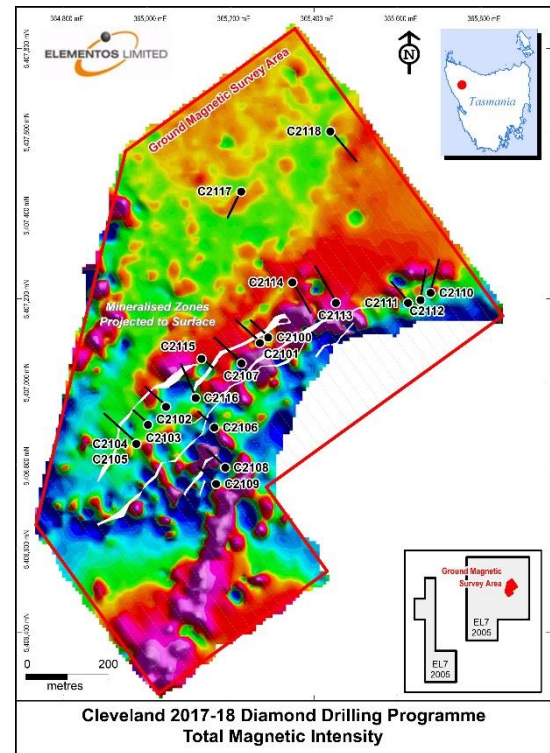


Figure 2. 2017-18 Diamond Drilling Programme Drill Hole Location Plan-overlying Total Intensity Ground Magnetic Survey Data

ID	Easting GDA94	Northing GDA94	RL	Azimuth True	Dip	Total Depth	Target	Results
C2102	365045	5406939	406	312	-15	67.9	Khaki's Lode	3.9m @ 0.49% Sn & 0.15% Cu from 32.1m, and 4.5m @ 0.05% Sn & 0.05% Cu from 51m
C2104	364976	5406858	369	312	-40	107.7	Khaki's Lode	3.9m @ 0.78% Sn & 0.25% Cu from 67.1m
C2106	365157	5406885	372	312	-30	60	Hall's Lode	1m @ 0.59% Sn & 0.72% Cu from 44.5m, and 0.5m @ 0.49% Sn & 0.05% Cu from 74.2m
C2107	365225	5407047	454	312	-30	101.2	Henry's Lode	2m @ 0.61% Sn & 0.34% Cu from 74.2m
C2108	365186	5406794	313	312	-45	84.5	Battery's Lode	8m @ 0.05 Sn from 57m & 2m @ 0.49% Cu from 61.5m
C2109	365162	5406762	314	312	-55	97.4	Battery's Lode	0.9m @ 0.48% Sn & 0.08% Cu from 50.7m
C2113	365453	5407198	426	330	-5	98.3	Extension of Henry's and Khaki Lode	3m @ 2.21% Sn & 0.27% Cu from 75m
C2115	365125	5407053	461	132	-60	74.4	Khaki's Lode	12.7m @ 0.15% Sn, 2.04% Zn & 0.14% Cu from 61.3m, inc. 1.5m @ 0.83% Sn, 10.36% Zn & 0.76% Cu from 61.3m
C2116	365111	5406974	415	336	-3	86.3	Khaki's Lode	Metallurgical sample. Series of ore lenses from 32.5 - 68m

Table 1. Cleveland Diamond Drilling Programme – Significant Mineralised Intercepts

Review of Operations

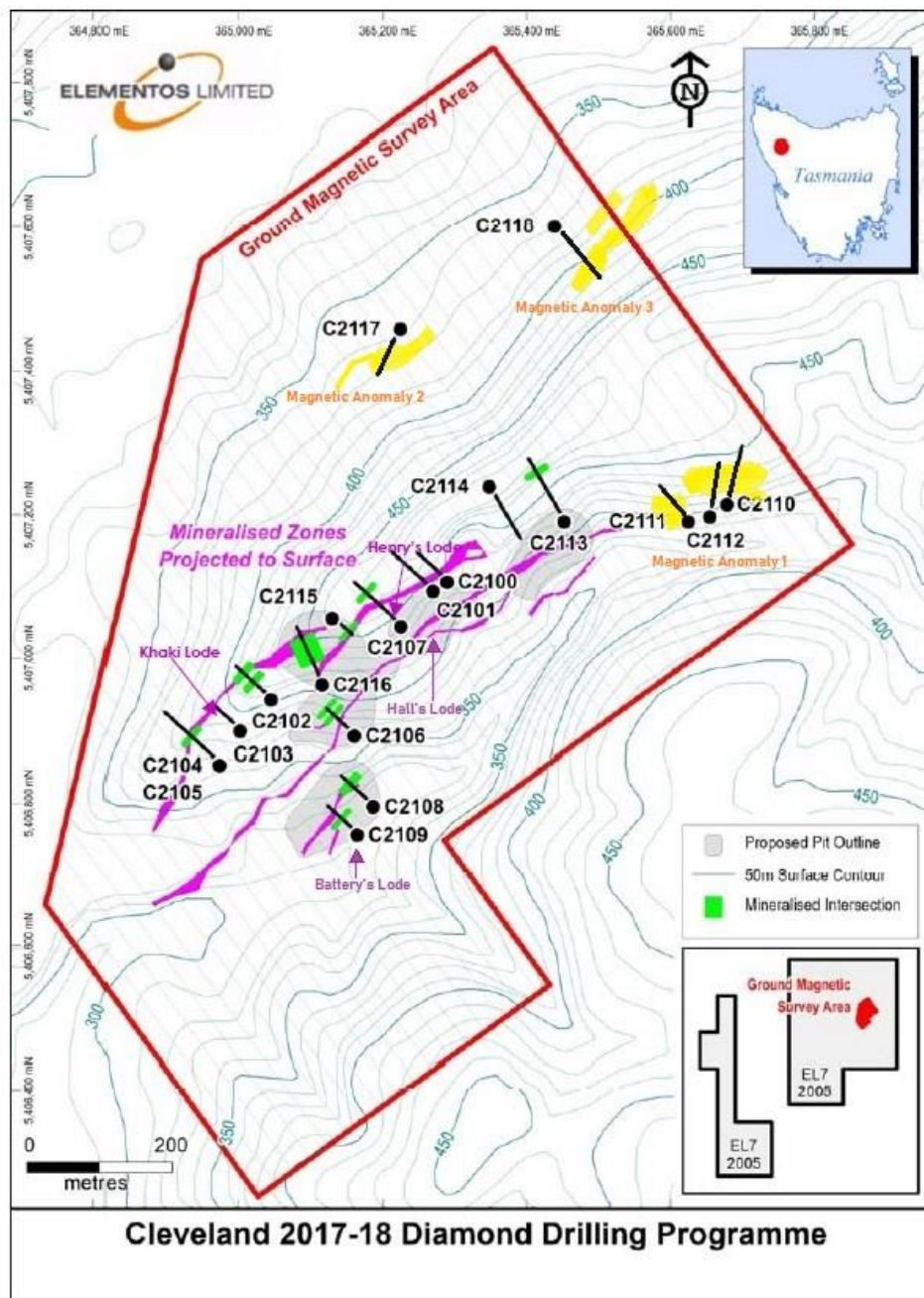


Figure 3. 2018 Diamond Drilling programme showing Mineralised Intercepts

The results of the drilling program are outlined in Table 1. The Company is nearing completion of a detailed review of the Cleveland Mineral Resource estimate, which includes incorporating information collected during the recently completed diamond drilling programme.

The Cleveland Project will continue to be steadily progressed towards development with the next phases of work including completion of a metallurgical test work programme on hard rock samples (last carried out in 1986), the assessment of the potential for a larger initial open pit operation, the design and location of a new tailings storage facility and detailed financial modelling of a 'life of mine' combined open pit – tailings – underground operation as a prelude to commencing a detailed feasibility study.

Review of Operations

Open Pit Tin-Copper Mineral Resource (at 0.35% Sn cut-off)

NOTE: this Open Pit Tin-Copper Mineral Resource is a sub-set of the Total Tin-Copper Mineral Resource noted below

Category	Tonnage	Sn Grade	Contained Sn	Cu Grade	Contained Cu
Indicated	0.80 Mt	0.81%	6,500t	0.27	2,300t
Inferred	0.01 Mt	0.99%	140t	0.34	50t

Table subject to rounding errors; Sn = tin, Cu = copper

Total Tin-Copper Mineral Resource (at 0.35% Sn cut-off)

Category	Tonnage	Sn Grade	Contained Sn	Cu Grade	Contained Cu
Indicated	5.00 Mt	0.69%	34,500t	0.28%	14,000t
Inferred	2.44 Mt	0.56%	13,700t	0.19%	4,600t

Table subject to rounding errors; Sn = tin, Cu = copper

Tailings Ore Reserve (at 0% Sn cut-off)

Category	Tonnage	Sn Grade	Contained Sn	Cu Grade	Contained Cu
Probable	3.7 Mt	0.29%	11,000t	0.13%	5,000t

Table subject to rounding errors; Sn=tin, Cu=copper

Underground Tungsten Mineral Resource (at 0.20% WO₃ cut-off)

Category	Tonnage	WO ₃ Grade
Inferred	4 Mt	0.30%

Table subject to rounding errors; WO₃ = tungsten oxide

This information on the tungsten resource was prepared and first disclosed under the JORC Code 2004. It has not been updated since to comply with the JORC Code 2012 on the basis that the information has not materially changed since it was last reported.

Table 2. Cleveland Mineral Resources and Ore Reserves

OROPESA TIN PROJECT - SPAIN

The Company announced on the 31st July 2018 that it had signed a binding Heads of Agreement with Eurotin Limited (TSX-V: TIN) to acquire 96% of the Oropesa Tin Project located in Spain (**Oropesa**).

The Company believes Oropesa to be one of the best undeveloped tin resources in the Western World. Attractions include;

- a large JORC Mineral Resource of 67,520t of contained tin based on more than 54,000 metres of drilling,
- open-cut mining potential,
- a well established metallurgical processing flowsheet has been developed with recoveries of 74% to a high grade concentrate containing 62% tin,
- access to development infrastructure, and
- support from local stakeholders.

A Feasibility Study is in progress, Environmental Studies are complete and a Mining Licence Application has been lodged with the regional authorities.

Review of Operations

The acquisition of Oropesa represents an excellent strategic fit with the organisations core capability of developing mining projects, with specific emphasis on its experience in tin. Oropesa is a near-term development project and cash flow generation opportunity, being acquired at a very attractive valuation. The Company believes it will create significant share value-uplift potential for shareholders as the project is well advanced towards development.

The Oropesa tin project contains a JORC compliant Measured, Indicated and Inferred Resource of 67,520 tonnes of tin (see Table 3). The Company believes there is potential to identify other resources in the tenement package and expand the scale of the project in the future.

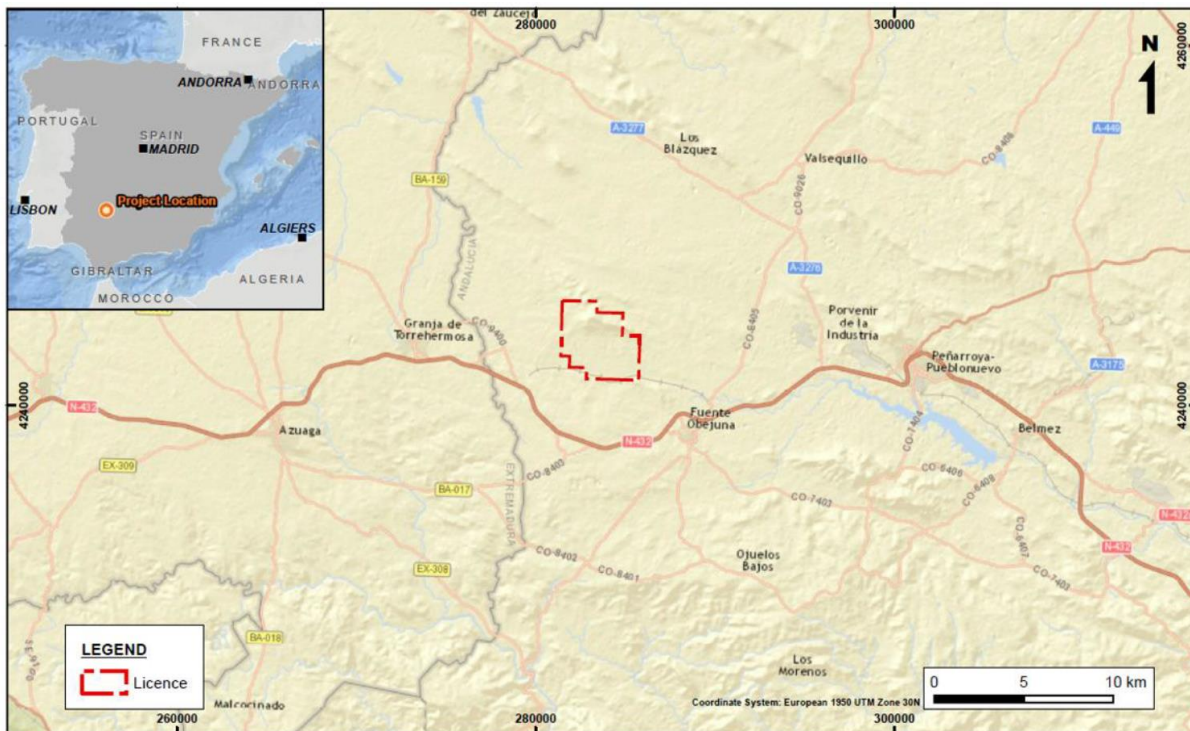


Figure 4. Location Plan for Oropesa in Spain

Oropesa Global Mineral Resource Estimate (0.15% Sn cut-off)

Category	Tonnage	Sn Grade	Contained Sn
Measured	0.33 Mt	1.09%	3,585t
Indicated	9.01 Mt	0.53%	47,320t
Inferred	3.20 Mt	0.52%	16,615t

Table 3. Oropesa Mineral Resource Estimate

TEMENGOR TIN PROJECT - MALAYSIA

On the 21st June 2018 the Company signed a non-binding Memorandum of Understanding (**MOU**) with Empire Tin Mining Sdn Bhd (Empire). The MOU provides exclusivity to negotiate a Farm-in and Joint Venture Agreement on the Temengor Tin Project in the state of Perak, Malaysia. The Temengor Tin Project is an exploration and development project centred on the historical Temengor Tin Mine, which is located approximately 250 kilometres to the north of Kuala Lumpur.

Review of Operations



Figure 5. Location of the Temengor Tin Project, Malaysia

The Temengor Mine was operated as a hydraulic eluvial mining operation between 1926 and 1932 by the London Stock Exchange listed Temengor Tin Mining Company Limited. Up to ten monitors (water jets) were used to remove deeply weathered granite which contained sheeted quartz veins that contained tin mineralisation in the form of cassiterite. The tin was extracted from the material removed by hydraulic mining by a series of sluices or 'palongs'. A conversion to hard rock mining was planned to commence in the early 1930's but was unsuccessful due to a shortage of capital during the Great Depression. Archived records indicate that all hard rock exploration activities on the Temengor project area ceased in 1937. Exploration and mining activity in the Temengor region became dormant during World War 2 and subsequent years due to adverse security conditions up until the 1980's. Road access to the region was cut-off by the construction of the Temengor Dam in 1978. The project area is covered by two exploration licences that cover a total area of 1950 hectares. Empire has exclusive rights to the transfer of the two exploration licences from Menteri Besar Incorporated, a Perak State owned investment corporation.

The Temengor project has similar geological characteristics as the Rahman Hydraulic Tin Mine, which is 50 kilometres to the northwest of Temengor. Rahman Hydraulic is one of the few mines in Malaysia that converted from hydraulic to hard rock mining and is still operating today after 100 years of operations, producing 2,200 tonnes of tin in concentrate in 2017.

The Directors believe the Temengor region has the potential to contain a significant hard rock tin deposit and have dedicated a considerable amount of resources to researching this historical mine site. The Company will leverage its significant experience and expertise in tin exploration and development developed at Cleveland and apply it to the Temengor project on completion of the Joint Venture documentation.

Review of Operations



Figure 6. *Historical eluvial workings at Temengor, Malaysia*

Interests in Tenements (and Annual Mineral Resources and Ore Reserves Statement)

Elementos Limited held the following interests in tenements as at the date of this report:

Tenement Name	Tenement Number	Area (Hectares)	Elementos Interest	Location of Tenements
Cleveland	EL7/2005	5,993	100%	Tasmania

A summary of the Group's annual review of its ore reserves and mineral resources of its Cleveland project located in Tasmania at 30 June 2018 compared to 30 June 2017 is set out below.

Open Pit Tin-Copper Mineral Resource (at 0.35% Sn cut-off)

NOTE: this Open Pit Tin-Copper Mineral Resource is a sub-set of the Total Tin-Copper Mineral Resource noted above

30 June 2017 and 30 June 2018 – unchanged

Category	Tonnage	Sn Grade	Contained Sn	Cu Grade	Contained Cu
Indicated	0.8 Mt	0.81%	6,500t	0.27	2,300t
Inferred	0.01 Mt	0.99%	140t	0.34	50t

Table subject to rounding errors; Sn = tin, Cu = copper

Total Tin-Copper Mineral Resource (at 0.35% Sn cut-off)

30 June 2017 and 30 June 2018 – unchanged

Category	Tonnage	Sn Grade	Contained Sn	Cu Grade	Contained Cu
Indicated	5.0 Mt	0.69%	34,500t	0.28%	14,000t
Inferred	2.4 Mt	0.56%	13,700t	0.19%	4,600t

Table subject to rounding errors; Sn = tin, Cu = copper

Underground Tungsten Mineral Resource (at 0.20% WO₃ cut-off) ¹

30 June 2017 and 30 June 2018 – unchanged

Category	Tonnage	WO ₃ Grade
Inferred	4 Mt	0.30%

Table subject to rounding errors; WO₃ = tungsten oxide

Tailings Ore Reserve (at 0% Sn cut-off) ²

30 June 2017 and 30 June 2018 – unchanged

Category	Tonnage	Sn Grade	Contained Sn	Cu Grade	Contained Cu
Probable	3.7 Mt	0.29%	11,000t	0.13%	5,000t

Table subject to rounding errors; Sn = tin, Cu = copper

¹ This information was prepared and first disclosed under the JORC Code 2004. It has not been updated since to comply with the JORC Code 2012 on the basis that the information has not materially changed since it was last reported.

² Announced per the JORC Code 2012 on 3 August 2015 "Cleveland Tailings Ore Reserve"

Interests in Tenements (and Annual Mineral Resources and Ore Reserves Statement)

The Group confirms that it has obtained new information or data (since 30 June 2018) that materially affects the Mineral Resources and Ore Reserves set out above, however the assessment of the changes to the Mineral Resources and Reserves was ongoing at the time of writing and was not completed in time to be included in this report.

The Group regularly reviews its Mineral Resources and Reserves to assess their reasonableness, engaging suitably qualified competent person/s where required. A summary of the governance and controls applicable to the Group's Mineral Resources and Reserves processes is as follows:

- Review and validation of drilling and sampling methodology and data spacing, geological logging, data collection and storage, sampling and analytical quality control;
- Geological interpretation — review of known and interpreted structure, lithology and weathering controls;
- Estimation methodology — relevant to mineralisation style and proposed mining methodology;
- Comparison of estimation results with previous mineral resource models, and with results using alternate modelling methodologies;
- Visual validation of block model against raw composite data; and
- Peer review by senior company personnel and independent consultants as required.

This Annual Mineral Resources and Ore Reserves Statement:

- is based on, and fairly represents, information and supporting documentation prepared by the competent person (referred to on page 2); and
- has been approved by Mr Chris Creagh who is a Member of the Australasian Institute of Mining and Metallurgy and is the Chief Executive Officer of Elementos Ltd. Mr Creagh is qualified geologist with sufficient experience which is relevant to the style of mineralisation and type of deposit under consideration and to the activity which he is undertaking, to qualify as a Competent Person as defined in the 2012 Edition of the "Australasian Code for Reporting of Exploration Results, Mineral Resources and Ore Reserves". Mr Creagh has approved the Annual Mineral Resource and Ore Reserve Statement in the form and context in which it appears in this Annual Report.

Directors' Report

The directors submit their report on the consolidated entity ("Group") consisting of Elementos Limited and the entities it controlled at the end of, and during, the financial year ended 30 June 2018.

Directors

The following persons were directors of Elementos Limited during the financial year and up to the date of this report, unless otherwise stated:

Mr Andy Greig
Mr Chris Dunks
Mr Corey Nolan
Mr Calvin Treacy

Information on Directors

The board has a strong combination of technical, managerial and capital markets experience. Expertise and experience includes operating and mineral exploration in Australia. The names and qualifications of the current directors are summarised as follows:

Andy Greig

Non- Executive Chairman

Mr Greig (GDipBus (Monash); Fellow, ATSE) recently retired from a 35-year career with Bechtel Group, Inc., the globally renowned engineering, construction and project management company. Mr Greig was a director of Bechtel Group, Inc., and for 13 years through 2014; the President of its Mining and Metals Global Business Unit.

Mr Greig has deep experience in the engineering and construction of large mining and minerals processing projects around the world. He is a business graduate of Monash University, and a Fellow of the Australian Academy of Technological Sciences and Engineering.

Mr Greig has not held any other (ASX listed) directorships in the last three years.

Chris Dunks

Executive Director

Mr Dunks (BEng (Mech), GAICD) is currently the Managing Director of Synergen Met Pty Ltd, a Brisbane-based company that is commercialising novel minerals processing technology.

Mr Dunks was a Founder and Managing Director of Rockwell Minerals Pty Ltd, the company that merged with Elementos in 2013, and negotiated the original deal to purchase the Cleveland Project. Mr Dunks's experience over the last 20 years has been dominated by working on major minerals processing, refining and power projects both in Australia and the USA.

Mr Dunks's experience has been in mechanical design, construction management and supervision, project controls, project management, contract negotiation, business development and new technology commercialisation. He has worked extensively with Bechtel, Worley Parsons, SNC Lavalin and Jacobs (Aker Kvaerner).

Mr Dunks was originally appointed as a Non-Executive Director of Elementos in November 2015. Following the resignation of the Company's CEO in July 2016, Mr Dunks continued the Company's permitting and partnering process in an Executive Director capacity.

Mr Dunks is a member of the Audit and Risk Committee.

Mr Dunks has not held any other (ASX listed) directorships in the last three years.

Directors' Report

Corey Nolan

Non-executive Director

Mr Nolan (BCom, MMEE, Graduate of AICD) has 20 years of diverse experience in the resources sector. This has included experience in mining operations, global resource evaluation, and the financing and development of new opportunities in Australia, South Africa, Asia and South America.

Mr Nolan is a qualified mineral economist. He has held specialist roles as an equities analyst in the mining and natural resources sector of stock broking firms Morgan Stanley and Wilson HTM. During this period, he undertook detailed coverage of the Australian and global resources sector including the commodities market.

Mr Nolan has been a Director at PWC in the corporate finance and valuations practice, specialising in resources industry valuations for Australian and global resources firms.

Mr Nolan is a member of the Audit and Risk Committee.

During the past three years, Mr Nolan has also served as a director of ASX listed companies Leyshon Resources Limited (February 2014 to August 2018) and Platina Resources Limited (August 2018 to current).

Calvin Treacy

Non-executive Director

Mr Treacy (BEng, MBA, MAICD) has over 20 years senior management experience in mining, mining technology and manufacturing. He has a strong track record of founding and growing companies, and brings a wealth of experience in the areas of strategic planning and capital raising.

Mr Treacy is a qualified Mechanical Engineer and holds a Masters of Business Administration, with extensive experience across a range of industries and positions.

Mr Treacy has worked in a range of roles including Non-executive Director, Chief Executive Officer, Chief Operating Officer and Production Manager, providing a blend of experience from hands-on management through to executive oversight and strategic management.

Mr Treacy is a member of the Audit and Risk Committee.

Mr Treacy has not held any other (ASX listed) directorships in the last three years.

Company Secretary

Duncan Cornish held the position of Company Secretary during the financial year and up to the date of this report. Mr Cornish is a Chartered Accountant with significant experience as public company CFO and Secretary, focused on junior resource companies, as well as financial, administration and governance.

Mr Cornish is an accomplished and highly efficient corporate administrator and manager. Duncan has more than 20 years' experience in the accountancy profession both in England and Australia, mainly with the accountancy firms Ernst & Young and PricewaterhouseCoopers.

He has extensive experience in all aspects of company financial reporting, corporate regulatory and governance areas, business acquisition and disposal due diligence, capital raising and company listings and company secretarial responsibilities, and serves as corporate secretary and chief financial officer of several Australian and Canadian public companies.

Mr. Cornish holds a Bachelor of Business (Accounting) and is a member of the Chartered Accountants Australia and New Zealand.

Directors' Report

Interests in Securities

As at the date of this report, the interests of each director in shares and options issued by the Company are shown in the table below:

Directors	Shares	Options
A. Greig	272,226,820	-
C. Dunks	19,687,505	-
C. Nolan	4,737,486	-
C. Treacy	28,000,004	-

Principal Activities

The principal activity of the Group during the year was project development in Australia. The Group is developing the Cleveland tin-copper-tungsten Project through a staged, low-capital development strategy, which minimises upfront capital, with cash flow funding future stages. This ensures maximum benefit from capital expenditure, delivering optimal value to shareholders.

Operating Results

The Group's operating loss for the financial year, after applicable income tax was \$819,933 (2017: \$769,493).

Dividends Paid or Recommended

There were no dividends paid or recommended during the financial year.

Review of Operations

Information on the operations of the Group during the financial year and up to the date of this report is set out separately in the Annual Report under Review of Operations.

Review of Financial Condition

Capital Structure

At 30 June 2017, the Company had 949,297,823 ordinary shares and 20,300,000 unlisted options on issue.

Between 9 August 2017 and 21 August 2017, 237,324,642 shares were issued pursuant to the rights issue announced on 29 June 2017 and 337,324,642 unlisted options (exercisable at 0.60 cents per option expiring on 30 June 2018) were issued pursuant to the placement and rights issue announced on 29 June 2017.

On 21 August 2017 45,371,137 unlisted options (exercisable at 0.60 cents per option expiring on 30 June 2018) were exercised in to 45,371,137 shares.

Between 30 August 2017 and 7 February 2018, 51,833,622 unlisted options (exercisable at 0.60 cents per option expiring on 30 June 2018) were exercised in to 51,833,622 shares.

On 9 February 2018 30,000,000 Performance Rights were issued to Chris Creagh, CEO, for nil consideration.

Directors' Report

On 20 March 2018 9,300,000 unlisted options (exercisable at \$0.02956 each) expired.

Between 26 April 2018 and 30 June 2018 a further 48,185,686 unlisted options (exercisable at 0.60 cents per option expiring on 30 June 2018) were exercised in to 48,185,686 shares. The balance of the (\$0.60 cent) options on issue (186,616,145) expired on 30 June 2018.

At 30 June 2018, the Company had 1,332,012,910 ordinary shares, 11,000,000 unlisted (ESOP) options and 30,000,000 performance rights on issue.

On 4 July 2018, 5,318,052 unlisted options (exercisable at 0.60 cents per option expiring on 30 June 2018) were exercised in to 5,318,052 shares. An option exercise form, plus the required exercise funds for the options exercised, were received prior to 30 June 2018 (the expiry date of the options).

On 31 July 2018 1,000,000 unlisted options exercisable at \$0.01165 each expired.

As at the date of this report, the Company had 1,337,330,692 ordinary shares, 10,000,000 unlisted options and 30,000,000 performance rights on issue.

Financial Position

At 30 June 2018, the Group's net assets totalled \$6,212,845 (2017: \$4,795,541) which included cash assets of \$936,562 (2017: \$655,868). The movement in net assets largely resulted from the following factors:

- Operating losses of \$819,933; and
- Equity raisings totalling \$2,296,291 (before costs) and receipt of ATO R&D refunds of \$144,641 during the period were partially offset by cash outflows from operating activities (\$740,421) and cash outflows on exploration and evaluation assets (\$719,461).

Throughout the year the Group focussed on:

- progressing environment approvals and mining licences;
- completing technical studies required to attract suitable project partner/s and corporate/project funding; and
- exploring innovative ways of enhancing the value of the Group's Cleveland Project

This focus resulted in sourcing additional equity funding to progress the Cleveland Project, repay borrowings and investigate additional tin projects.

The Group's working capital, being current assets less current liabilities has increased from \$42,319 in 2017 to \$874,884 in 2018, principally due to the additional equity raisings (reduced by ongoing exploration expenditure and repayment of borrowings).

Treasury policy

The Group does not have a formally established treasury function. The Board is responsible for managing the Group's finance facilities. The Group does not currently undertake hedging of any kind and is not directly exposed to material currency risks.

Liquidity and funding

Following the capital raisings and debt reduction completed between June and August 2017, the Group has sufficient funds to finance its operations and exploration activities, and to allow the Group to take advantage of favourable business opportunities, not specifically budgeted for, or to fund unforeseen expenditure.

Directors' Report

Significant Changes in State of Affairs

There were no significant changes in the state of affairs of the Group in the financial year.

Events After Reporting Date

On 31 July 2018, the Company announced (in separate announcements) that:

- it had signed a binding Heads of Agreement (**HoA**) with Eurotin Limited (TSX-V: TIN) (**Eurotin**) to acquire the 96% owned Oropesa Tin Project located in Spain (**Oropesa**); and
- the Company has received binding commitments for a private placement to raise \$1.2 million at \$0.006 per share (Placement) to support the completion of the Oropesa transaction and general working capital purposes.

The Company believes Oropesa is one of the best undeveloped tin resources in the Western World. Attractions include, a large JORC Mineral Resource based on more than 54,000 metres of drilling, open-cut mining potential, simple metallurgy and processing, access to development infrastructure, and support from local stakeholders. A Feasibility Study is in progress, Environmental Studies complete and a Mining Licence Application lodged.

The acquisition represents an excellent strategic fit with the organisations core capability of developing tin projects, a fundamental driver of Eurotin's decision to partner with Elementos to deliver the Oropesa project.

Oropesa is a near-term development project and cash flow generation opportunity, being acquired at a very attractive valuation. The Company believes it will create significant share value-uplift potential for shareholders as the project is well advanced towards development.

Consideration for the acquisition is the issue of one billion fully paid Elementos shares which are to be distributed pro-rata to Eurotin's shareholders. The transaction is subject to completion of due diligence and shareholder approvals. The Company expects to complete its due diligence enquires by 5 October 2018 and proceed to progress the various regulatory and shareholders approvals necessary to complete the acquisition.

The Company also expects to complete the Placement to sophisticated investors by 5 October 2018 using the Company's existing placement capacity under the ASX Listing Rules.

Other than the events noted above, there are no other matters or circumstances that have arisen since the end of the year which significantly affected or may significantly affect the operations of the Group, the results of those operations, or the state of affairs of the Group in future financial years.

Business Results

The prospects of the Group in progressing their exploration projects in Tasmania may be affected by a number of factors. These factors are similar to most exploration companies moving through exploration phase and attempting to get projects into development. Some of these factors include:

- Exploration - the results of the exploration activities may be such that the estimated resources are insufficient to justify the financial viability of the projects. Elementos undertakes extensive exploration and product quality testing prior to establishing JORC compliant resource estimates and to (ultimately) support mining feasibility studies. The Company engages external experts to assist with the evaluation of exploration results where required and utilises third party competent persons to prepare JORC resource statements or suitably qualified senior management of the Company. Economic feasibility modelling of projects will be conducted in conjunction with third party experts and the results of which will usually be subject to independent third party peer review

Directors' Report

- Regulatory and Sovereign - the Company currently operates in Australia and deals with local regulatory authorities in relation to the exploration of its properties. The Company may not achieve the required local regulatory approvals to continue exploration or properly assess development prospects. The Company takes appropriate legal and technical advice to ensure it manages its compliance obligations appropriately.
- Social Licence to Operate – the ability of the Company to secure and undertake exploration and development activities within prospective areas is also reliant upon satisfactory resolution of native title and (potentially) overlapping tenure. To address this risk, the Company develops strong, long term effective relationships with landholders with a focus on developing mutually acceptable access arrangements. The Company takes appropriate legal and technical advice to ensure it manages its compliance obligations appropriately.
- Environmental - All phases of mining and exploration present environmental risks and hazards. Elementos's operations in Australia are subject to environmental regulation pursuant to a variety of state and municipal laws and regulations. Environmental legislation provides for, among other things, restrictions and prohibitions on spills, releases or emissions of various substances produced in association with mining operations. Compliance with such legislation can require significant expenditures and a breach may result in the imposition of fines and penalties, some of which may be material. Environmental legislation is evolving in a manner expected to result in stricter standards and enforcement, larger fines and liability and potentially increased capital expenditures and operating costs. Environmental assessments of proposed projects carry a heightened degree of responsibility for companies and directors, officers and employees. The Company assesses each of its projects very carefully with respect to potential environmental issues, in conjunction with specific environmental regulations applicable to each project, prior to commencing field exploration. Periodic reviews are undertaken once field exploration commences.
- Safety - Safety is of critical importance in the planning, organisation and execution of Elementos's exploration and development activities. Elementos is committed to providing and maintaining a working environment in which its employees are not exposed to hazards that will jeopardise an employee's health, safety or the health and safety of others associated with our business. Elementos recognise that safety is both an individual and shared responsibility of all employees, contractors and other persons involved with the operation of the organisation. The Company has a comprehensive Safety and Health Management system which is designed to minimise the risk of an uncontrolled safety and health event and to continuously improving safety culture within the organisation.
- Funding - the Company will require additional funding to continue exploration and potentially move from the exploration phase to the development phases of its projects. There is no certainty that the Company will have access to available financial resources sufficient to fund its exploration, feasibility or development costs at those times.
- Market - there are numerous factors involved with exploration and early stage development of its projects, including variance in commodity price and labour costs which can result in projects being uneconomical.

Directors' Report

Environmental Issues

The Group is subject to significant environmental regulations under the laws of the Commonwealth of Australia and states of Australia in which the Group currently operates.

The directors monitor the Group's compliance with environmental obligations. The directors are not aware of any compliance breach arising during the year and up to the date of this report.

Native Title

Mining tenements that the Group currently holds, are subject to Native Title claims. The Group has a policy that is respectful of the Native Title rights and is continuing to negotiate with relevant indigenous bodies.

Remuneration Report (Audited)

This report details the nature and amount of remuneration for each director and other key management personnel.

The names of key management personnel of Elementos Ltd who have held office during the financial year are:

Andy Greig	Director – Non-executive Chairman
Chris Dunks	Director – Executive
Corey Nolan	Director - Non-executive
Calvin Treacy	Director - Non-executive
Chris Creagh	Chief Executive Officer
Duncan Cornish	Chief Financial Officer and Company Secretary

The Group's remuneration policy seeks to align director and executive objectives with those of shareholders and business, while at the same time, recognising the early development stage of the Group and the criticality of funds being utilised to achieve development objectives. The board believes the current policy has been appropriate and effective in achieving a balance of these objectives.

The Group's remuneration policy provides for long-term incentives to be offered through a director and employee share option plan and also through a performance rights plan (approved at the Company's 2017 AGM). Options may be granted under these plans to align directors', executives', employees' and shareholders' interests. Two methods may be used to achieve this aim, the first being performance rights and options that vest upon reaching or exceeding specific predetermined objectives, and the second being options granted with higher exercise prices (than the share price at issue) rewarding share price growth.

The board of directors is responsible for determining and reviewing the Group's remuneration policy, remuneration levels and performance of both executive and non-executive directors. Independent external advice will be sought when required. No independent external advice was sought during the current year.

Directors' Report

Performance-Based Remuneration

Performance-based remuneration includes both short-term and long-term incentives and is designed to reward key management personnel for reaching or exceeding specific objectives or as recognition for strong individual performance. Short-term incentives are available to eligible staff of the Group and may be comprised of cash bonuses, determined on a discretionary basis by the board. No short-term incentives were made available during the year.

Long-term incentives are comprised of share options and performance rights, which are granted from time-to-time to encourage sustained strong performance in the realisation of strategic outcomes and growth in shareholder value.

The exercise price of the options is determined after taking into account the underlying share price performance in the period leading up to the date of grant and if applicable, performance conditions attached to the share options. Subject to specific vesting conditions, each option is convertible into one ordinary share.

Chris Creagh (CEO) was issued with 30,000,000 Performance Rights for nil consideration on 9 February 2018, pursuant to Board approval and the shareholder approved Performance Rights Plan. Each Performance Right carries the right to one Elementos Limited ordinary share, subject to satisfaction of certain performance hurdles/vesting conditions. The performance period for the performance rights expires on 30 June 2020.

Performance Rights shall be divided into tranches of the amounts set out in Column 1, vesting on satisfaction of conditions set out in Column 2:

Column 1	Column 2
(1) 4,000,000	On continuous employment with the Company until 31 March 2018
(2) 2,000,000	On successful completion of the Definitive Feasibility Study
(3) 3,000,000	On continuous employment with the Company until 1 January 2019
(4) 3,000,000	On final approval of Environmental Permitting by any relevant authority
(5) 4,000,000	On completion of a capital raising (debt or equity, or a combination) sufficient to fund construction of a project and Elementos' corporate costs
(6) 4,000,000	On continuous employment with the Company until 1 January 2020
(7) 10,000,000	On the commissioning of a process plant that uses the low concentrate, roasting, leaching and electrowinning technology introduced to Elementos and reaching 80% of planned monthly production rate for a period of 3 months at any site operated by Elementos

Note: If the technology referred to in Tranche 7 is not implemented, Tranche 7 is subject to change by Elementos at its sole discretion.

If a vesting condition is satisfied after the Employee's employment ends, the Board may in its absolute discretion (acting reasonably) assess and rate the Employee's performance or contribution toward the satisfaction of a vesting condition ('Performance Rating') in which event the Performance Rights for that Tranche will convert in the limited proportion set out in the table below ('Determined Rights'), and otherwise do not convert to ordinary Shares:

Directors' Report

Performance Rating	% Performance Rights capable of converting
Excellent	100%
Very Good	75%
Good	50%
Fair	25%
Poor	0%

The Group's policy for determining the nature and amount of remuneration of board members and key executives is set out below.

Directors

Board policy is to remunerate non-executive directors at market rates for comparable companies for time, commitment and responsibilities. The maximum aggregate amount of fees that can be paid to non-executive directors is subject to approval by shareholders at the Annual General Meeting and is not linked to the performance of the Group. The maximum aggregate amount of fees that can be paid to non-executive directors approved by shareholders is currently \$250,000. One-third, by number, of non-executive directors retires by rotation at the Company's Annual General Meeting. Retiring directors are eligible for re-election by shareholders at the Annual General Meeting of the Company. The appointment conditions of the non-executive directors are set out and agreed in letters of appointment.

The Company currently believes it is prudent it continues to maintain a very low-cost corporate overhead and preserve its cash resources. Consequently, non-executive director fees are \$25,000 per annum (including superannuation) to each non-executive director. The Company's chairman, Andy Greig has chosen to not accept a (director) fee. Chris Dunks was appointed as an executive director and his fee was increased to \$73,000 per annum (including superannuation) from 1 August 2016. If directors perform services for the Company that, in the opinion of the other directors, is outside the scope of the ordinary duties of the director, the Company may pay that director for those services in addition to the remuneration outlined above.

Executives

The remuneration structure for executives is based on a number of factors, including length of service, particular experience of the individual concerned, and overall performance of the Group.

The executives receive payments provided for under an employment or service agreement, which may include cash, superannuation, short-term incentives, and equity based performance remuneration.

Chris Creagh was appointed Chief Executive Officer (CEO) on 1 January 2017, having previously held the position of Operations Manager since August 2016. The key terms of the employment agreement with Chris Creagh are:

- Total Fixed Remuneration of \$200,000 per annum (inclusive of superannuation);
- Annual cash bonus at the discretion of the board (no STI was granted during the 2018 or 2017 financial years);
- Incentive package of 30,000,000 performance rights (issued on 9 February 2018); and
- 90 days' notice of termination by either party.

Directors' Report

The Company has a services agreement with Corporate Administration Services Pty Ltd ("CAS") and Duncan Cornish, the Company's CFO and Company Secretary. Under the agreement, CAS also provides accounting, bookkeeping and administrative services. Both Elementos and CAS are entitled to terminate the agreement upon giving not less than three months' written notice. The base fee under the services agreement is \$120,000 per annum. On 21 December 2015 Duncan Cornish was issued with 10,000,000 unlisted options exercisable at 1.25 cents each on or before 31 July 2019 (vested immediately on issue).

Remuneration Details of Key Management Personnel

The remuneration of the key management personnel of Elementos Limited for the year ended 30 June 2018 was as follows:

Year Ended 30 June 2018

Key Management Personnel	Short Term Benefits		Equity Settled Shares	Equity Settled Performance Rights	Post-Employment Superannuation	Total	Performance related %	% consisting of options/ rights
	Salary & Fees	Bonuses						
	\$	\$	\$	\$	\$	\$		
A. Greig	-	-	-	-	-	-	-	-
C. Dunks	72,996	-	-	-	-	72,996	-	-
C. Nolan	22,831	-	-	-	2,169	25,000	-	-
C. Treacy	25,831	-	-	-	2,169	25,000	-	-
C. Creagh	182,648	-	-	50,819	17,352	250,819	20.3%	-
D. Cornish	120,000	-	-	-	-	120,000	-	-
	421,306	-	-	50,819	21,690	493,815		

Directors' Report

The remuneration of the key management personnel of Elementos Limited for the year ended 30 June 2017 was as follows:

Year Ended 30 June 2017

Key Management Personnel	Short Term Benefits		Equity Settled Shares	Equity Settled Performance Rights	Post-Employment Super-annuation	Total	Performance related %	% consisting of options
	Salary & Fees	Bonuses						
	\$	\$	\$	\$	\$	\$		
A. Greig	-	-	-	-	-	-	-	-
C. Dunks	72,093	-	-	-	-	72,093	-	-
C. Nolan	22,831	-	-	-	2,169	25,000	-	-
C. Treacy	25,649	-	-	-	2,169	27,818	-	-
C. Creagh ⁽¹⁾	122,994	-	-	-	8,676	131,670	-	-
D. Cornish	120,000	-	-	-	-	120,000	-	-
T. McManus ⁽²⁾	10,261	-	-	-	267	10,528	-	-
	373,828	-	-	-	13,281	387,109		

*Notes:

1. Appointed Operations Manager from 24-Aug-16, then appointed CEO from 1-Jan-17

2. Resigned 6 July 2016

The percentage of equity-based remuneration for persons who were key management personnel of the Group during the year ended 30 June 2018 is set out below:

Key Management Personnel	Proportion of Remuneration	
	Equity Based	Salary and Fees
A. Greig	n/a	n/a
C. Dunks	-	100%
C. Nolan	-	100%
C. Treacy	-	100%
C. Creagh	20.3%	79.7%
D. Cornish	-	100%

Directors' Report

Company Performance, Shareholder Wealth, and Director and Executive Remuneration

During the financial year, the Company has generated losses as its principal activity was mineral exploration.

The following table shows the share price of the Company since 2011.

	30 June 2018	30 June 2017	30 June 2016	30 June 2015	30 June 2014	30 June 2013	30 June 2012	30 June 2011
Share Price at year end (\$)	0.006	0.0084	0.008	0.010	0.02	0.015	0.079	0.225

As the Company is still in the exploration and development stage, the link between remuneration, company performance and shareholder wealth is tenuous. Share prices are subject to the influence of metal prices and market sentiment towards the sector, and as such, increases and decreases might occur independent of executive performance and remuneration.

Options Held by Key Management Personnel

Details of options held directly, indirectly or beneficially by key management personnel during the year ended 30 June 2018 were as follows:

Key Management Personnel	Balance at 1 July 2017	Granted as Compensation	Acquired (Rights Issue)	Exercised	Expired	Balance at 30 June 2018	Total Vested 30 June 2018	Total Vested and Exercisable 30 June 2018
A. Greig	-	-	45,371,137	(45,371,137)	-	-	-	-
C. Dunks	-	-	3,937,501	-	(3,937,501)	-	-	-
C. Nolan	-	-	884,086	-	(884,086)	-	-	-
C. Treacy	6,200,000	-	1,150,000	-	(7,350,000)	-	-	-
C. Creagh	-	-	227,273	(227,273)	-	-	-	-
D. Cornish	10,000,000	-	-	-	-	10,000,000	10,000,000	10,000,000
	16,200,000	-	51,569,997	(45,598,410)	(12,171,587)	10,000,000	10,000,000	10,000,000

Options Granted as Remuneration

As noted above, there were no options issued to key management personnel during the year ended 30 June 2018.

Performance Rights Held by Key Management Personnel

Chris Creagh (CEO) is the only key management personnel who has been issued performance rights. Details of the performance rights held directly, indirectly or beneficially by Chris Creagh during the year ended 30 June 2018 were as follows:

Key Management Personnel	Balance at 1 July 2017	Granted as Compensation	Exercised	Expired	Balance at 30 June 2018	Total Vested 30 June 2018	Total Vested and Exercisable 30 June 2018
C. Creagh	-	30,000,000	-	-	30,000,000	4,000,000	4,000,000

Directors' Report

Shares Held by Key Management Personnel

Details of shares held directly, indirectly or beneficially by key management personnel during the year ended 30 June 2018 were as follows:

Key Management Personnel	Balance at 1 July 2017	Granted as Compensation	Received on Exercise of Options	Acquisitions	Balance at 30 June 2018
A. Greig	181,484,546	-	45,371,137	45,371,137	272,226,820
C. Dunks	15,750,004	-	-	3,937,501	19,687,505
C. Nolan	3,853,400	-	-	884,086	4,737,486
C. Treacy	26,850,004	-	-	1,150,000	28,000,004
C. Creagh	909,091	-	227,273	227,273	1,363,637
D. Cornish	2,497,272	-	-	629,917	3,127,189
	231,344,317	-	45,598,410	52,199,914	329,142,641

Other transactions with Key Management Personnel

On 23 December 2015, the Company executed a loan deed with the Company's Non-Executive Chairman Mr Andy Greig, a related party, with the following key terms:

- Loan amount = \$500,000
- Loan term = 2 years
- Interest rate = 6.0%
- Unsecured
- No conversion rights
- No requirement to repay principal or pay interest during the loan term
- Repayable by the Company at any time (during the loan term)

On 24 February 2017, the Company and Andy Greig agreed to extend the repayment date of the loan to 31 December 2018. All other terms and conditions of the loan remain unchanged.

During the year ended 30 June 2018 the loan was repaid in full, as follows:

- Andy Greig subscribed for his full entitlement in the Company's Rights Issue of 45,371,137 shares and 45,371,137 free attaching unlisted options (exercisable at 0.60 cents per option expiring on 30 June 2018) at a costs of 0.60 cents per share (and free attaching option). Andy Greig utilised the Rights Issue debt conversion facility to take up his Rights Issue entitlement costing \$272,226, and reduce his loan by the same amount.
- Andy Greig exercised 45,371,137 unlisted options (exercisable at 0.60 cents per option expiring on 30 June 2018) in to 45,371,137 shares paying the exercise price of \$272,226 by reducing his loan by the same amount.
- The Company made a final cash payment of \$4,989 to pay the residual balance of the loan and any accrued interest.

End of Remuneration Report

Directors' Report

Options

At the date of this report, the unissued ordinary shares of the Company under options are as follows:

Unlisted Options

Grant Date/s	Expiry Date	Exercise Price	No. Under Option
26 August 2015	31 July 2019	1.215 cents	10,000,000

Performance Rights

At the date of this report, the number of Performance Rights in issue is as follows:

Grant Date/s	Expiry Date	Exercise Price	No. Rights
9 February 2018	30 June 2020	Nil	30,000,000

During the year ended 30 June 2018, 30,000,000 performance rights were issued to Key Management Personnel.

There have been no unissued shares or interests under option of any controlled entity within the economic entity during or since reporting date. Option and Performance Right holders do not have any rights to participate in any share issue or other interests in the Company or any other entity.

Directors' Meetings

The meetings attended by each director during the financial year were:

Directors	Board		Audit & Risk Committee	
	Meetings	Attended	Meetings	Attended
A. Greig	3	3	1*	0*
C. Dunks	3	3	1	1
C. Nolan	3	3	1	1
C. Treacy	3	3	1	1

* Mr Greig is not a member of the Audit & Risk Committee.

Corporate Governance

In recognising the need for the highest standards of corporate behaviour and accountability, the directors of Elementos Limited support and, where practicable or appropriate, have adhered to the ASX Principles of Corporate Governance. The Company's corporate governance statement is set out in this Annual Report.

Directors' Report

Indemnification and Insurance of Directors and Auditors

The Company has entered into a Deed with each of the directors whereby the Company has agreed to provide certain indemnities to each director to the extent permitted by the Corporations Act and to use its best endeavours to obtain and maintain directors' and officers' indemnity insurance, subject to such insurance being available at reasonable commercial terms.

The economic entity has paid premiums to insure each of the directors of the Company against liabilities for costs and expenses incurred by them in defending any legal proceedings arising out of their conduct while acting in the capacity of director of the Company, other than conduct involving a wilful breach of duty in relation to the Company. The contracts include a prohibition on disclosure of the premium paid and nature of the liabilities covered under the policy.

The Company has not given an indemnity or entered into an agreement to indemnify, or paid or agreed to pay insurance premiums in respect of any person who is or has been an auditor of the Company or a related entity during the year and up to the date of this report.

Proceedings on Behalf of the Company

No person has applied for leave of Court to bring proceedings on behalf of the Company or intervene in any proceedings to which the Company is a party for the purpose of taking responsibility on behalf of the Company for all or any part of those proceedings. The Company was not a party to any such proceedings during the year.

Non-Audit Services

The auditors did not provide any non-audit services during the year (2017: Nil).

Future Developments and Likely Outlook

Existing project – Cleveland

Following the recent results of the latest drilling program, the Company is nearing completion of a detailed review of the Cleveland Mineral Resource estimate, which includes incorporating information collected during the recently completed diamond drilling programme.

The Cleveland Project will continue to be steadily progressed towards development with the next phases of work including completion of a metallurgical test work programme on hard rock samples (last carried out in 1986), the assessment of the potential for a larger initial open pit operation, the design and location of a new tailings storage facility and detailed financial modelling of a 'life of mine' combined open pit – tailings – underground operation as a prelude to commencing a detailed feasibility study.

Acquisition

The Company announced on 31 July 2018 that it had signed a binding Heads of Agreement with Eurotin Limited (TSX-V: TIN) to acquire 96% of the Oropesa Tin Project located in Spain (Oropesa).

The Company believes Oropesa to be one of the best undeveloped tin resources in the Western World. A Feasibility Study is in progress, Environmental Studies are complete and a Mining Licence Application has been lodged with the regional authorities.

Directors' Report

The transaction is subject to completion of due diligence and shareholder approvals. The Company expects to complete its due diligence enquires by 5 October 2018 and proceed to progress the various regulatory and shareholders approvals necessary to complete the acquisition.

Farm-in

On 21 June 2018 the Company signed a non-binding Memorandum of Understanding (MOU) with Empire Tin Mining Sdn Bhd (Empire) The MOU provides exclusivity to negotiate a Farm-in and Joint Venture Agreement on the Temengor Tin Project in the state of Perak, Malaysia. The Temengor Tin Project is an exploration and development project centred on the historical Temengor Tin Mine, which is located approximately 250 kilometres to the north of Kuala Lumpur.

The exclusivity period for Elementos to negotiate a Farm-in and Joint Venture Agreement on the Temengor Tin Project expires on 9 October 2018.

Auditor's Independence Declaration

The lead auditor's independence declaration under section 307C of the Corporations Act 2001 is attached to this financial report.

Signed in accordance with a resolution of the board of directors.



Chris Dunks
Director

Dated 25 September 2018
Brisbane, Queensland

Auditor's Independence Declaration



Tel: +61 7 3237 5999
Fax: +61 7 3221 9227
www.bdo.com.au

Level 10, 12 Creek St
Brisbane QLD 4000
GPO Box 457 Brisbane QLD 4001
Australia

DECLARATION OF INDEPENDENCE BY D P WRIGHT TO THE DIRECTORS OF ELEMENTOS LIMITED

As lead auditor of Elementos Limited for the year ended 30 June 2018, I declare that, to the best of my knowledge and belief, there have been:

1. No contraventions of the auditor independence requirements of the *Corporations Act 2001* in relation to the audit; and
2. No contraventions of any applicable code of professional conduct in relation to the audit.

This declaration is in respect of Elementos Limited and the entities it controlled during the period.

A handwritten signature in black ink, appearing to read 'D P Wright', is written over a light grey rectangular background.

D P Wright
Director

BDO Audit Pty Ltd

Brisbane, 25 September 2018

Shareholder Information

Additional information required by the Australian Securities Exchange and not shown elsewhere in this report is as follows. The information is current as at 11 September 2018.

(a) Distribution of equity securities

The number of holders, by size of holding, in each class of security are:

	Ordinary Shares		Unlisted Options (1.215c @ 31-Jul-19)	
	No. Holders	No. Shares	No. Holders	No. Options
1 - 1,000	65	14,220	-	-
1,001 - 5,000	73	224,248	-	-
5,001 - 10,000	73	588,281	-	-
10,001 - 100,000	263	11,560,313	-	-
100,001 and over	393	1,324,943,900	1	10,000,000
Total	867	1,337,330,962	1	10,000,000

	Performance Rights	
	No. Holders	No. Rights
1 - 1,000	-	-
1,001 - 5,000	-	-
5,001 - 10,000	-	-
10,001 - 100,000	-	-
100,001 and over	1	30,000,000
Total	1	30,000,000

The number of shareholders holding less than a marketable parcel is 435.

Shareholder Information

(b) Twenty Largest Shareholders

The names of the twenty largest holders of Quoted Ordinary Shares are:

#	Registered Name	Number of Shares	% of total Shares
1	BOND STREET CUSTODIANS LIMITED	272,226,820	20.36%
2	JERVOIS MINING LTD	100,000,000	7.48%
3	KEO PROJECTS PTY LTD	71,505,195	5.35%
4	BOURSE SECURITIES PTY LTD	67,366,667	5.04%
5	JAMES CALAWAY*	60,020,768	4.49%
6	327TH P & C NOMINEES PTY LTD	41,879,192	3.13%
7	MR CALVIN PATRICK TREACY*	28,000,004	2.09%
8	MR MICHAEL DAVID ADAMS & MRS CAROL ADAMS	27,299,095	2.04%
9	SANGWILL PTY LTD	25,100,000	1.88%
10	SIXTH ERRA PTY LTD*	22,182,605	1.66%
11	MR JOHN DOUGLAS JEFFERY & MRS ELSPETH LOUISE JEFFERY	20,000,000	1.50%
12	MR CHRISTOPHER JOHN STAPLES*	19,800,762	1.48%
13	MR CHRISTOPHER JAMES DUNKS*	19,687,505	1.47%
14	1514341 ONTARIO INC	17,200,000	1.29%
15	KOKONG HOLDINGS PTY LIMITED	16,768,693	1.25%
16	MR WILLIAM RICHARDS GOODALL	16,659,095	1.25%
17	MR TERRY TAYLOR & MRS LYNDA LOUISE TAYLOR	13,873,410	1.04%
18	J P MORGAN NOMINEES AUSTRALIA LIMITED	13,379,546	1.00%
19	RICHARD SEVILLE AND ASSOCIATES PTY LTD	11,340,087	0.85%
20	HUMBER HAWKE PTY LTD	11,000,000	0.82%
	Top 20 Total	875,289,444	65.45%
	Total of Securities	1,337,330,962	

* Merged holding

Shareholder Information

(c) Substantial Shareholders

The Company notes that, as at the date of this report, the following shareholders own substantial shareholdings ($\geq 5.0\%$) in Elementos Limited:

Name of Shareholder	Ordinary Shares	% of total Shares
BOND STREET CUSTODIANS LIMITED	272,226,820	20.36%
JERVOIS MINING LTD	100,000,000	7.48%
KEO PROJECTS PTY LTD	71,505,195	5.35%
BOURSE SECURITIES PTY LTD	67,366,667	5.04%

(d) Voting rights

All ordinary shares carry one vote per share without restriction.

Options do not carry voting rights.

(e) Restricted securities

The Group currently has no restricted securities on issue.

(f) On-market buy back

There is not a current on-market buy-back in place.

(g) Business objectives

The Group has used its cash and assets that are readily convertible to cash in a way consistent with its business objectives.

Corporate Governance Statement

The board of directors of Elementos Limited is responsible for the corporate governance of the consolidated entity. The Board guides and monitors the business and affairs of Elementos Limited on behalf of the shareholders by whom they are elected and to whom they are accountable.

Elementos Limited's Corporate Governance Statement (which can be found on the Company's website www.elementos.com.au) is structured with reference to the Australian Securities Exchange ("ASX") Corporate Governance Council's (the "Council") "Corporate Governance Principles and Recommendations, 3rd Edition", which are as follows:

Principle 1	Lay solid foundations for management and oversight
Principle 2	Structure the board to add value
Principle 3	Act ethically and responsibly
Principle 4	Safeguard integrity in corporate reporting
Principle 5	Make timely and balanced disclosure
Principle 6	Respect the rights of security holders
Principle 7	Recognise and manage risk
Principle 8	Remunerate fairly and responsibly

A copy of the eight Corporate Governance Principles and Recommendations can be found on the ASX's website.

The Board is of the view that, during the reporting period, with the exception of the departures from the ASX Guidelines as set out below, it otherwise complies with all of the ASX Guidelines.

Roles and Responsibilities of the Board and Management

ASX CGC Principle 1

Lay solid foundations for management and oversight.

Role of the Board

The Board of Directors is pivotal in the relationship between shareholders and management and the role and responsibilities of the Board underpin corporate governance.

The Board is committed to administering the policies and procedures with openness and integrity, pursuing the true spirit of corporate governance commensurate with the Group's needs.

Generally, the powers and obligations of the Board are governed by the Corporations Act and the general law.

Without limiting those matters, the Board expressly considers itself responsible for the following:

- Ensuring compliance with the Corporations Act, ASX Listing Rules (where appropriate) and all relevant laws;
- Oversight of the Group including its framework of control and accountability systems to enable risk to be assessed and managed;
- Appointing and removing the chief executive officer;
- Ratifying the appointment and, where appropriate, removal of senior executives including the chief financial officer and the Group secretary;
- Input into and final approval of management's development of corporate strategy and performance objectives;
- Monitoring senior executive's performance and implementation of strategy;
- Ensuring appropriate resources are available to senior executives;
- Approving and monitoring the progress of major capital expenditure, capital management and acquisitions and divestitures;

Corporate Governance Statement

- Approving and overseeing Committees where appropriate to assist in the Board's function and powers.

The Functions, Powers and Responsibilities of the Board are set out in the Company's Corporate Governance Charter which is available from the corporate governance section of the Group's website.

The board meets on a regular basis to review the performance of the Company against its goals both financial and non-financial. In normal circumstances, prior to the scheduled board meetings, each board member is provided with a formal board package containing appropriate management and financial reports.

Appropriate background checks are conducted on proposed new directors and material information about a director being re-elected is provided to security holders.

Written agreements are entered in to with directors and senior management clearly setting out their roles and responsibilities.

The company secretary works directly with the chair and the executive director on the functioning of all board and committee procedures.

Diversity

The Group is committed to workplace diversity and ensuring a diverse mix of skills amongst its directors, officers and employees.

Recommendation 1.5 requires that listed entities should establish a policy concerning diversity. Whilst the Group does not currently have a Diversity policy due to its size and nature of its operations, it strives to attract the best person for the position regardless of gender, age, ethnicity or cultural background.

As at 30 June 2018, the proportion of women in the whole organisation is as follows:

	Male	Female
Board Members	4	-
Officers	1	-
Employees	-	1

Performance Evaluation

The Board (in carrying out the functions of the Remuneration and Nomination Committees) considers remuneration and nomination issues annually and otherwise as required in conjunction with the regular meetings of the Board.

No formal performance evaluation of the CEO has been undertaken to date.

No formal performance evaluation of the non-executive directors was undertaken during the year ended 30 June 2018.

Corporate Governance Statement

Board Composition ASX CGC Principle 2

Structure of the Board to add value

Nomination Committee

Recommendation 2.1 requires the Board to establish a nomination committee.

Although the Board has adopted a Nominations Committee Charter, the Board has not formally established a Nominations Committee as the Directors consider that the Company is currently not of a size nor are its affairs of such complexity as to justify the formation of this Committee. The Board as a whole is able to address these issues and is guided by the Nominations Committee Charter. The Company will review this position annually and determine whether a Nominations Committee needs to be established.

The Nomination Committee Charter is set out in the Company's Corporate Governance Charter which is available from the corporate governance section of the Group's website.

The Company is developing an appropriate board skills matrix. The skills, experience and expertise relevant to the position of each director who is in office at the date of the Annual Report is detailed in the Directors' report.

Corporate Governance Council Recommendation 2.4 requires a majority of the Board to be independent Directors. The Corporate Governance Council defines independence as being free from any interest, position, association or relationship that might influence, or reasonably be perceived to influence, in a material capacity to bring independent judgement to bear on issues before the board and to act in the best interests of the entity and its security holders generally.

In the context of Director independence, "materiality" is considered from both the Group and the individual Director perspective. The determination of materiality requires consideration of both quantitative and qualitative elements. An item is presumed to be material (unless there is qualitative evidence to the contrary) if it is equal to or greater than 10% of the appropriate base amount.

Qualitative factors considered included whether a relationship is strategically important, the competitive landscape, the nature of the relationship and the contractual or other arrangements governing it and other factors which point to the actual ability of the Director in question to shape the direction of the Group.

In accordance with the Council's definition of independence above and the materiality thresholds set, all of the Company's directors are not considered to be independent and therefore the Group does not currently comply with Recommendation 2.4:

Name	Position	Reason for non-compliance
A. Greig	Non-Executive Chairman	Director is a substantial (>5%) shareholder
C. Dunks	Executive Director	Director is engaged by the Company in an executive capacity

Corporate Governance Statement

Elementos Limited considers industry experience and specific expertise, as well as general corporate experience, to be important attributes of its Board members. The Directors noted above have been appointed to the Board of Elementos Limited due to their considerable industry and corporate experience. The term in office held by each Director in office at the date of this report is as follows:

Name	Term in Office
A. Greig	2 years, 11 months
C. Dunks	2 years, 11 months
C. Nolan	9 years 2 months
C. Treacy	4 years 11 months

Directors have the right to seek independent professional advice in the furtherance of their duties as directors at the Group's expense. Written approval must be obtained from the chair prior to incurring any expense on behalf of the Group. Informal induction is provided to any new directors.

Act Ethically and Responsibly ASX CGC Principle 3

Code of Conduct

The Directors are subject to certain stringent legal requirements regulating the conduct both in terms of their internal conduct as directors and in their external dealings with third parties both on their own and on behalf of the Group.

To assist directors in discharging their duty to the Group and in compliance with relevant laws to which they are subject, the Group has adopted a Corporate Ethics Policy and Corporate Code of Conduct within its Corporate Governance Charter.

The Corporate Ethics Policy sets out rules binding Directors in respect of:

- a Directors' legal duties as an officer of the Company;
- a Directors' obligations to make disclosures to the ASX and the market generally; and
- dealings by Directors in shares in the Company.

The Corporate Ethics Policy, as set out in the Company's Corporate Governance Charter is available from the corporate governance section of the Group's website.

Safeguard Integrity in Corporate Reporting ASX CGC Principle 4 Audit Committee

The Board has established an Audit and Risk Management Committee which operates under a charter approved by the Board.

Recommendation 4.1 states that an audit committee should be structured so that it:

- i. consists only non-executive directors;
- ii. consists of a majority of independent directors;
- iii. is chaired by an independent chair, who is not the chair of the Board; and
- iv. has at least three members.

Corporate Governance Statement

The members of the Audit & Risk Management Committee are Corey Nolan, Calvin Treacy and Chris Dunks. The Committee is chaired by an independent director (Corey Nolan). While Messrs Nolan and Treacy are both non-executive directors, Chris Dunks is engaged in an executive capacity. The majority of the Committee are independent directors, with only Chris Dunks not considered as being independent (based on the Council's definition). The Company does not presently comply fully with Recommendation 4.1 having not met point i above.

All members of the Audit & Risk Management Committee are considered financially literate in the context of the Company's affairs. The Company believes that given the size and nature of its operations, non-compliance by the Company with Recommendation 4.1 will not be detrimental to the Company.

The number of meetings of the Audit & Risk Management Committee held during the year and the number of meetings attended by each Director was as follows:

	Audit & Risk Management Committee	
	Number of meetings held while in office	Meetings attended
C. Nolan	1	1
C. Dunks	1	1
C. Treacy	1	1

The Audit Committee Charter is set out in the Company's Corporate Governance Charter which is available from the corporate governance section of the Group's website.

Certification of financial reports

The Executive Director has made the following certifications to the Board:

- That the Group's financial reports are complete and present a true and fair view, in all material respects, of the financial position and performance of the Group and are in accordance with relevant accounting standards;
- The integrity of the reports is founded on a sound system of financial risk management and internal compliance and control.

The Chief Financial Officer has made the following certifications to the Board:

- That the Group's financial reports are complete and present a true and fair view, in all material respects, of the financial position and performance of the Group and are in accordance with relevant accounting standards;
- The integrity of the reports is founded on sound system of financial risk management and internal compliance and control.

The Group ensures that its external auditor is present at the AGM to answer any questions with regard to the efficacy of the financial statement audit and the associated independent audit report.

Continuance Disclosure ASX CGC Principle 5

Make timely and balanced disclosure

The Group duly complies with ASX and ASIC requirements for the timely and accurate reporting of the Group's financial activities, thus ensuring that the Group has disclosed all information which has a material impact on shareholders. This includes the Annual Financial Report, Interim Financial Report, quarterly cash flows, new and relinquished tenements and changes in directors and shareholder interests and other events which are identified to be material. All ASX announcements are available on the Group's website.

Corporate Governance Statement

The Company Secretary is responsible for communication with the ASX, including responsibility for ensuring compliance with the continuous disclosure requirements of the ASX Listing Rules and oversight of information distributed to the ASX.

Respect The Rights of Security Holders

ASX CGC Principle 6

The Board of directors undertakes to ensure that shareholders are informed of all major developments affecting the Group. Information is communicated to shareholders through the annual report, interim financial report, announcements made to the ASX, notices of Annual General and Extraordinary General Meetings, the AGM and Extraordinary General Meetings.

The Board encourages full participation of shareholders at Annual and Extraordinary General Meetings to ensure a high level of accountability and identification with the Group's direction, strategy and goals. In particular, shareholders are responsible for voting on the re-election of directors.

The Group also offers shareholders the option to receive ASX announcements and other notices from the Company electronically.

Risk Management

ASX CGC Principle 7

Recognise and manage risk

The Board has established an Audit and Risk Management Committee which operates under a charter approved by the Board.

Recommendation 7.1 states that an audit committee should be structured so that it:

- i. consists only non-executive directors;
- ii. consists of a majority of independent directors;
- iii. is chaired by an independent chair, who is not the chair of the Board; and
- iv. has at least three members.

The members of the Audit & Risk Management Committee are Corey Nolan, Calvin Treacy and Chris Dunks. The Committee is chaired by an independent director (Corey Nolan). While Messrs Nolan and Treacy are both non-executive directors, Chris Dunks is engaged in an executive capacity. The majority of the Committee are independent directors, with only Chris Dunks not considered as being independent (based on the Council's definition). The Company does not presently comply fully with Recommendation 7.1 having not met point i above.

All members of the Audit & Risk Management Committee are considered to have sufficient technical, legal and industry experience in the context of the Company's affairs to properly assess the risks facing the Group. The Company believes that given the size and nature of its operations, non-compliance by the Company with Recommendation 7.1 will not be detrimental to the Company.

Corporate Governance Statement

The number of meetings of the Audit & Risk Management Committee held during the year and the number of meetings attended by each Director was as follows:

	Audit & Risk Management Committee	
	Number of meetings held while in office	Meetings attended
C. Nolan	1	1
C. Dunks	1	1
C. Treacy	1	1

The Company has developed a basic framework for risk management and internal compliance and control systems which cover organisational, financial and operational aspects of the Company's affairs. Further detail of the Company's risk management policies can be found within the Audit and Risk Management Committee Charter.

Recommendation 7.2 requires that the Board review the Company's risk management framework and disclose whether such a review has taken place. Business risks are considered regularly by the Board and management at management and Board meetings. A formal report to the Board as to the effectiveness of the management of the Company's material business risks has not been formally undertaken.

The Audit and Risk Management Committee Charter is set out in the Company's Corporate Governance Charter which is available from the corporate governance section of the Group's website.

The Company does not have a separate internal audit function. The board considers that the Company is not currently of the size or complexity to justify a separate internal audit function, and that appropriate internal financial controls are in place. Such controls are monitored by senior financial management and the Audit and Risk Committee.

The Directors' Report sets out some of the key risks relevant to the Company and its operations. Although not specifically defined as such, the risks include economic, environmental and social sustainability risks. As noted above, the Company regularly reviews risks facing the Company and adopts appropriate mitigation strategies where possible.

Remuneration

ASX CGC Principle 8

Remunerate fairly and responsibly

Remuneration Committee

The Board has not established a Remuneration Committee which operates under a charter approved by the Board.

Although the Board has adopted a Remuneration Committee Charter, the Board has not formally established a Remuneration Committee as the Directors consider that the Company is currently not of a size nor are its affairs of such complexity as to justify the formation of this Committee. The Board as a whole considers themselves to have sufficient legal, corporate, commercial and industry experience in the context of the Company's affairs to properly assess the remuneration issues required by the Group and is able to address these issues while being guided by the Remuneration Committee Charter. The Company will review this position annually and determine whether a Remuneration Committee needs to be established.

Corporate Governance Statement

The Company believes that given the size and nature of its operations, non-compliance by the Company with Recommendation 8.1 will not be detrimental to the Company.

It is the Company's objective to provide maximum stakeholder benefit from the retention of a high quality Board and Executive team by remunerating directors and key executives fairly and appropriately with reference to relevant employment market conditions. To assist in achieving this objective, the Board links the nature and amount of executive Directors' and officer's remuneration to the Group's financial and operations performance. The expected outcomes of the remuneration structure are:

- retention and motivation of key Executives
- attraction of quality management to the Group
- performance incentives which allow executives, management and staff to share the rewards of the success of Elementos Limited.

For details on the amount of remuneration and all monetary and non-monetary components for Key Management Personnel during the period, please refer to the Remuneration Report within the Directors' Report. In relation to the payment of bonuses, options and other incentive payments, discretion is exercised by the Remuneration Committee and the Board, having regard to the overall performance of Elementos Limited and the performance of the individual during the period.

There is no scheme to provide retirement benefits to directors other than statutory superannuation.

The Remuneration Committee Charter is set out in the Company's Corporate Governance Charter which is available from the corporate governance section of the Group's website.

Remuneration Policy

The Group's remuneration policy is also further detailed in the Remuneration Report in the Directors Report.

Non-Executive Director Remuneration

Non-executive directors are remunerated at market rates for time, commitment and responsibilities. Non-executive directors are remunerated by fees as determined by the Board with the aggregate directors' fee pool limit of \$250,000. The maximum aggregate amount of fees that can be paid to non-executive directors is subject to approval by shareholders at the Annual General Meeting. Independent consultancy sources provide advice, as required; ensuring remuneration is in accordance with market practice. Fees for non-executive Directors are not linked to the performance of the Group. However, to align Directors' interests with shareholders interests, the Directors are encouraged to hold shares in the Company and are, subject to approval by shareholders, periodically offered options and/or performance rights.

The Company has adopted a Trading Policy that includes a prohibition on hedging, aimed at ensuring participants do not enter in to arrangements which would have the effect of limited their exposure to risk relating to an element of their remuneration.

Other Information

Further information relating to the Group's corporate governance practices and policies has been made publicly available on the Group's web site.

Consolidated Statement of Profit or Loss and Other Comprehensive Income For the Year Ended 30 June 2018

	Note	30 June 2018 \$	30 June 2017 \$
Revenue		22,658	2,841
Corporate and administrative expenses	2	(842,591)	(711,408)
Write-off of exploration assets	5	-	(60,926)
Loss before income tax expense		(819,933)	(769,493)
Income tax expense	3	-	-
Loss for the period attributable to members of the parent entity		(819,933)	(769,493)
Other comprehensive income			
Items that may be reclassified to profit or loss:			
Exchange gains on translation of foreign operations		-	-
Other comprehensive income for the period, net of tax		-	-
Total comprehensive loss attributable to members of the parent entity		(819,933)	(769,493)
Basic and diluted loss per share (cents per share)	11	(0.07)	(0.09)

The accompanying notes form part of these financial statements.

Consolidated Statement of Financial Position

As at 30 June 2018

	Note	30 June 2018 \$	30 June 2017 \$
CURRENT ASSETS			
Cash and cash equivalents	4	936,562	655,868
Trade and other receivables		5,834	284
Total Current Assets		942,396	656,152
NON-CURRENT ASSETS			
Exploration and evaluation assets	5	5,326,936	4,745,500
Plant and equipment		31,426	1,722
Other non-current assets		7,000	6,000
Total Non-Current Assets		5,365,362	4,753,222
TOTAL ASSETS		6,307,758	5,409,374
CURRENT LIABILITIES			
Trade and other payables	6	62,330	68,175
Borrowings	7	5,182	545,658
Total Current Liabilities		67,512	613,833
NON-CURRENT LIABILITIES			
Borrowings	7	27,401	-
Total Non-Current Liabilities		27,401	-
TOTAL LIABILITIES		94,913	613,833
NET ASSETS		6,212,845	4,795,541
EQUITY			
Contributed equity	8	15,578,119	13,391,701
Reserves		119,849	133,200
Accumulated losses		(9,485,123)	(8,729,360)
TOTAL EQUITY		6,212,845	4,795,541

The accompanying notes form part of these financial statements.

Consolidated Statement of Changes in Equity For the Year Ended 30 June 2018

	Note	Issued Capital	Accumulated Losses	Share- Based Payments Reserve	Foreign Currency Translation Reserve	Total
		\$	\$	\$	\$	\$
Balance at 30 June 2016		12,407,382	(8,087,967)	261,300	-	4,580,715
Loss for the period		-	(769,493)	-	-	(769,493)
Total comprehensive income		-	(769,493)	-	-	(769,493)
Issue of shares	8	1,050,000	-	-	-	1,050,000
Transaction costs	8	(65,681)	-	-	-	(65,681)
Transfer of expired options		-	128,100	(128,100)	-	-
Balance at 30 June 2017		13,391,701	(8,729,360)	133,200	-	4,795,541
Loss for the period		-	(819,933)	-	-	(819,933)
Total comprehensive income		-	(819,933)	-	-	(819,933)
Issue of shares	8	2,296,291	-	-	-	2,296,291
Transaction costs	8	(109,873)	-	-	-	(109,873)
Transfer of expired options		-	64,170	(64,170)	-	-
Issue performance rights		-	-	50,819	-	50,819
Balance at 30 June 2018		15,578,119	(9,485,123)	119,849	-	6,212,845

The accompanying notes form part of these financial statements.

Consolidated Statement of Cash Flows

For the Year Ended 30 June 2018

		30 June 2018	30 June 2017
		\$	\$
CASH FLOWS FROM OPERATING ACTIVITIES			
Interest received		11,144	2,841
Payments to suppliers and employees		(751,565)	(696,600)
Net cash used in operating activities	10	(740,421)	(693,759)
CASH FLOWS FROM INVESTING ACTIVITIES			
Payments for exploration and evaluation assets		(719,461)	(354,585)
Refunds of security deposits		11,934	-
Research and development refunds		144,641	211,838
Lease payments		(4,516)	-
Purchase of property, plant and equipment		-	(10,626)
Net cash used in investing activities		(567,402)	(153,373)
CASH FLOWS FROM FINANCING ACTIVITIES			
Proceeds from issue of shares		1,751,837	1,050,000
Costs associated with share issues		(158,331)	(14,268)
Repayment of loan		(4,989)	-
Net cash provided by financing activities		1,588,517	1,035,732
Net increase/(decrease) in cash held		280,694	188,600
Cash at Beginning of Year		655,868	467,268
Cash at End of Year	4	936,562	655,868

The accompanying notes form part of these financial statements.

Notes to the Consolidated Financial Statements For the Year Ended 30 June 2018

NOTE 1: SUMMARY OF SIGNIFICANT ACCOUNTING POLICIES

The financial statements are general purpose financial statements that have been prepared in accordance with the Corporations Act 2001, Australian Accounting Standards and Interpretations, and other authoritative pronouncements of the Australian Accounting Standards Board. Elementos Limited is a for-profit entity for the purpose of preparing the financial statements. The financial statements are presented in Australian dollars.

The principal activity of the Group during the year was project development in Australia. The Group is developing the Cleveland tin-copper-tungsten Project through a staged, low-capital development strategy, which minimises upfront capital, with cash flow funding future stages. This ensures maximum benefit from capital expenditure, delivering optimal value to shareholders.

Compliance with Australian Accounting Standards ensures that the financial statements and notes also comply with International Financial Reporting and Interpretation Standards. The financial statements are for the consolidated entity consisting of Elementos Limited and its Controlled Entities. Elementos Limited is a public company, incorporated and domiciled in Australia. The financial statements have been prepared on an accruals basis and are based on historical cost modified by the measurement at fair value of selected non-current assets, financial assets and liabilities. The financial report was authorised for issue on 25 September 2018 by the directors of the Company.

Separate financial statements for Elementos Limited as an individual entity are no longer presented following a change to the Corporations Act 2001. However, financial information required for Elementos Limited as an individual entity is included in Note 21.

Material accounting policies adopted in the preparation of these financial statements are presented below. They have been consistently applied unless otherwise stated.

Going Concern

The financial statements have been prepared on a going concern basis which contemplates the continuity of normal business activities and the realisation of assets and discharge of liabilities in the ordinary course of business. The ability of the Group to maintain continuity of normal business activities and to pay its debts as and when they fall due is dependent on the ability of the Group to successfully raise additional capital and/or successful exploration and subsequent exploitation of areas of interest through sale or development. The Group has not generated any revenues from operations. During the year ended 30 June 2018, the Group raised \$1,751,837 of cash through equity raisings and option exercises (before costs and after debt reduction). Since 30 June 2018 the Group has received a commitment to raise a further \$1,200,000 of cash through an equity raising (before costs) on or about 5 October 2018.

Should the Group not be able to raise further capital, dispose of assets when required or manage its expenditure so as to conserve cash over the coming 12 months, there exists a material uncertainty regarding the Group's ability to continue as a going concern and realise its assets and settle its liabilities and commitments in the normal course of business and at the amounts stated in the financial statements. The financial report does not include any adjustments relating to the recoverability or classification of recorded asset amounts, or to the amounts or classification of liabilities which might be necessary should the Group not be able to continue as a going concern.

Notes to the Consolidated Financial Statements for the Year Ended 30 June 2018

NOTE 1: SUMMARY OF SIGNIFICANT ACCOUNTING POLICIES (CONTINUED)**Principles of Consolidation***Subsidiaries*

The consolidated financial statements incorporate the assets and liabilities of all subsidiaries of Elementos Limited ("Company" or "parent entity") as at 30 June 2018, and the results of all subsidiaries for the year then ended. Elementos Limited and its subsidiaries together are referred to in these financial statements as "the Group" or "the economic entity".

The names of the subsidiaries are contained in Note 19. All subsidiaries have a 30 June financial year end and are accounted for by the parent entity at cost.

Subsidiaries are all entities over which the Group has control. The Group has control over an entity when the Group is exposed to, or has a right to, variable returns from its involvement with the entity, and has the ability to use its power to affect those returns. Subsidiaries are fully consolidated from the date on which control is transferred to the Group. They are de-consolidated from the date that control ceases.

Intercompany transactions, balances and unrealised gains on transactions between Group companies are eliminated. Unrealised losses are also eliminated unless the transaction provides evidence of the impairment of the asset transferred. Accounting policies of controlled entities have been changed where necessary to ensure consistency with the policies adopted by the Group.

Changes in ownership interests

When the Group ceases to have control, joint control or significant influence, any retained interest in the entity is remeasured to its fair value, with the change in the carrying amount recognised in profit or loss.

The fair value is the initial carrying amount for the purposes of subsequently accounting for the retained interest as an associate, joint venture or financial asset. In addition, any amounts previously recognised in other comprehensive income in respect of that entity are accounted for as if the Group had directly disposed of the related assets or liabilities. This may mean that amounts previously recognised in other comprehensive income are reclassified to profit or loss.

Segment Reporting

Operating segments are reported in a manner consistent with the internal reporting provided to the chief operating decision maker. The chief operating decision maker, who is responsible for allocating resources and assessing performance of the operating segments, has been identified as the Managing Director/Chief Executive Officer.

Income Tax

The income tax expense/(income) for the year comprises current income tax expense/(income) and deferred tax expense/(income). Current income tax expense charged to profit or loss is the tax payable on taxable income calculated using applicable income tax rates enacted, or substantially enacted, as at reporting date. Current tax liabilities/(assets) are therefore measured at the amounts expected to be paid to/(recovered from) the relevant taxation authority. Deferred income tax expense reflects movements in deferred tax asset and deferred tax liability balances during the period as well as unused tax losses. Current and deferred income tax expense/(income) is charged or credited directly to equity instead of profit or loss when the tax relates to items that are credited or charged directly to equity.

Notes to the Consolidated Financial Statements for the Year Ended 30 June 2018

NOTE 1: SUMMARY OF SIGNIFICANT ACCOUNTING POLICIES (CONTINUED)**Income Tax (continued)**

Deferred tax assets and liabilities are calculated at the tax rates that are expected to apply to the period when the asset is realised or the liability is settled, based on tax rates enacted or substantively enacted at reporting date. Their measurement also reflects the manner in which management expects to recover or settle the carrying amount of the related asset or liability.

Deferred tax assets and liabilities are ascertained based on temporary differences arising between the tax bases of assets and liabilities and their carrying amounts in the financial statements. Deferred tax assets also result where amounts have been fully expensed but future tax deductions are available. No deferred income tax will be recognised from the initial recognition of an asset or liability, excluding a business combination, where there is no effect on accounting or taxable profit or loss.

The Company and its Australian 100% owned controlled entities have formed a tax consolidated group.

Members of the Group entered into a tax sharing arrangement. The agreement provides for the allocation of income tax liabilities between the entities in proportion to their contribution to the Group's taxable income. The head entity of the tax consolidated Group is Elementos Ltd.

Deferred tax assets relating to temporary differences and unused tax losses are recognised only to the extent that it is probable that future taxable profit will be available against which the benefits of the deferred tax asset can be utilised. The amount of benefits brought to account or which may be realised in the future is based on the assumption that no adverse change will occur in income taxation legislation and the anticipation that the economic entity will derive sufficient future assessable income to enable the benefit to be realised and comply with the conditions of deductibility imposed by the law.

Exploration and Evaluation Assets

Exploration and evaluation expenditure incurred is accumulated in respect of each identifiable area of interest. Such expenditures comprise net direct costs and an appropriate portion of related overhead expenditure but do not include overheads or administration expenditure not having a specific nexus with a particular area of interest. These costs are only carried forward to the extent that they are expected to be recouped through the successful development of the area or where activities in the area have not yet reached a stage which permits reasonable assessment of the existence of economically recoverable reserves and active or significant operations in relation to the area are continuing.

A regular review has been undertaken on each area of interest to determine the appropriateness of continuing to carry forward costs in relation to that area of interest.

A provision is raised against exploration and evaluation assets where the directors are of the opinion that the carried forward net cost may not be recoverable or the right of tenure in the area lapses. The increase in the provision is charged against the results for the year. Accumulated costs in relation to an abandoned area are written off in full against profit or loss in the year in which the decision to abandon the area is made.

When production commences, the accumulated costs for the relevant area of interest are amortised over the life of the area according to the rate of depletion of the economically recoverable reserves.

Notes to the Consolidated Financial Statements for the Year Ended 30 June 2018

NOTE 1: SUMMARY OF SIGNIFICANT ACCOUNTING POLICIES (CONTINUED)**Restoration Costs**

Costs of site restoration are provided over the life of the facility from when exploration commences and are included in the costs of that stage. Site restoration costs include the dismantling and removal of mining plant, equipment and building structures, waste removal, and rehabilitation of the site in accordance with clauses of the exploration and mining permits. Such costs have been determined using estimates of future costs, current legal requirements and technology on an undiscounted basis.

Any changes in the estimates for the costs are accounted for on a prospective basis. In determining the costs of site restoration, there is uncertainty regarding the nature and extent of the restoration due to community expectations and future legislation. Accordingly, the costs have been determined on the basis that the restoration will be completed within one year of abandoning the site.

The economic entity currently has no obligation for any restoration costs in relation to discontinued operations, nor is it currently liable for any future restoration costs in relation to current areas of interest. Consequently, no provision for restoration has been deemed necessary.

Impairment of Non-Financial Assets

At each reporting date, the economic entity reviews the carrying values of its tangible and intangible assets to determine whether there is any indication that those assets have been impaired. If such an indication exists, the recoverable amount of the asset, being the higher of the asset's fair value less costs to sell and value in use, is compared to the asset's carrying value. Any excess of the asset's carrying value over its recoverable amount is expensed to profit or loss. No impairment existed at balance date.

Financial Instruments*Recognition and Initial Measurement*

Financial instruments, incorporating financial assets and financial liabilities, are recognised when the entity becomes a party to the contractual provisions of the instrument. Trade date accounting is adopted for financial assets.

Financial instruments are initially measured at fair value plus transactions costs where the instrument is not classified as at fair value through profit or loss. Transaction costs related to instruments classified as at fair value through profit or loss are expensed to profit or loss immediately.

Derecognition

Financial assets are derecognised where the contractual rights to receipt of cash flows expires or the asset is transferred to another party whereby the entity no longer has any significant continuing involvement in the risks and benefits associated with the asset.

Financial liabilities are derecognised where the related obligations are either discharged, cancelled or expire. The difference between the carrying value of the financial liability extinguished or transferred to another party and the fair value of consideration paid, including the transfer of non-cash assets or liabilities assumed, is recognised in profit or loss.

Classification and Subsequent Measurement

Financial instruments are subsequently measured at fair value, amortised cost using the effective interest rate method, or cost.

Notes to the Consolidated Financial Statements for the Year Ended 30 June 2018

NOTE 1: SUMMARY OF SIGNIFICANT ACCOUNTING POLICIES (CONTINUED)**Financial Instruments (continued)**

Fair value is the price that would be received to sell an asset or paid to transfer an assets. Amortised cost is calculated as:

- (a) the amount at which the financial asset or financial liability is measured at initial recognition;
- (b) less principal repayments;
- (c) plus or minus the cumulative amortisation of the difference, if any, between the amount initially recognised and the maturity amount calculated using the effective interest method; and
- (d) less any reduction for impairment.

The effective interest method is used to allocate interest income or interest expense over the relevant period and is equivalent to the rate that exactly discounts estimated future cash payments or receipts (including fees, transaction costs and other premiums or discounts) through the expected life (or when this cannot be reliably predicted, the contractual term) of the financial instrument to the net carrying amount of the financial asset or financial liability. Revisions to expected future net cash flows will necessitate an adjustment to the carrying value with a consequential recognition of an income or expense in profit or loss.

The economic entity does not designate any interests in subsidiaries, associates or joint venture entities as being subject to the requirements of accounting standards specifically applicable to financial instruments.

Loans and receivables

Loans and receivables are non-derivative financial assets with fixed or determinable payments that are not quoted in an active market and are subsequently measured at amortised cost.

Available-for-sale financial assets

Available-for-sale financial assets are non-derivative financial assets that are either designated as such or that are not classified in any of the other categories. They comprise investments in the equity of other entities where there is neither a fixed maturity nor fixed or determinable payments.

Financial Liabilities

Non-derivative financial liabilities (excluding financial guarantees) are subsequently measured at amortised cost.

Impairment

At each reporting date, the economic entity assesses whether there is objective evidence that a financial instrument has been impaired. In the case of available-for-sale financial instruments, a significant or prolonged decline in the value of the instrument is considered to determine whether an impairment has arisen. Impairment losses are recognised in profit or loss.

Cash and Cash Equivalents

Cash and cash equivalents include cash on hand, deposits held at call with banks and other short-term highly liquid investments with original maturities of less than 3 months.

Notes to the Consolidated Financial Statements for the Year Ended 30 June 2018

NOTE 1: SUMMARY OF SIGNIFICANT ACCOUNTING POLICIES (CONTINUED)**Issued Capital**

Ordinary shares are classified as equity. Transaction costs (net of tax where the deduction can be utilised) arising on the issue of ordinary shares are recognised in equity as a reduction of the share proceeds received.

Share Based Payments and Performance Rights

The economic entity makes equity-settled share based payments to directors, employees and other parties for services provided or the acquisition of exploration assets. Where applicable, the fair value of the equity is measured at grant date and recognised as an expense over the vesting period, with a corresponding increase to an equity account. The fair value of shares is ascertained as the market bid price. The fair value of options is ascertained using a binomial lattice pricing model which incorporates all market vesting conditions. Where applicable, the number of shares and options expected to vest is reviewed and adjusted at each reporting date such that the amount recognised for services received as consideration for the equity instruments granted shall be based on the number of equity instruments that eventually vest.

Where the fair value of services rendered by other parties can be reliably determined, this is used to measure the equity-settled payment.

Revenue

Interest revenue is recognised on a proportional basis taking into account the interest rates applicable to the financial assets.

Employee Benefits*Short-term employee benefit obligations*

Liabilities for wages and salaries, including non-monetary benefits, annual leave and accumulating sick leave expected to be settled wholly within 12 months after the end of the reporting period are recognised in liabilities in respect of employees' services rendered up to the end of the reporting period and are measured at amounts expected to be paid when the liabilities are settled.

Goods and Services Tax (GST)

Revenues, expenses and assets are recognised net of the amount of GST (or overseas VAT), except where the amount of GST incurred is not recoverable. In these circumstances the GST (or overseas VAT) is recognised as part of the cost of acquisition of the asset or as part of an item of the expense. Receivables and payables in the statement of financial position are shown inclusive of GST. Cash flows are presented in the statement of cash flows on a gross basis except for the GST component of investing and financing activities which are disclosed as operating cash flows.

Foreign Currency Transactions and Balances*Functional and presentation currency*

The functional and presentation currency of Elementos Ltd and its Australian subsidiaries is Australian dollars (\$A).

Notes to the Consolidated Financial Statements for the Year Ended 30 June 2018

NOTE 1: SUMMARY OF SIGNIFICANT ACCOUNTING POLICIES (CONTINUED)**Foreign Currency Transactions and Balances (continued)***Transactions and balances*

Foreign currency transactions are translated into functional currency using the exchange rates prevailing at the date of the transaction. Foreign currency monetary items are translated at the year-end exchange rate. Non-monetary items measured at historical cost continue to be carried at the exchange rate at the date of the transaction. Non-monetary items measured at fair value are reported at the exchange rate at the date when fair values were measured. Exchange differences arising on the translation of monetary items are recognised in profit or loss, except where deferred in equity as a qualifying cash flow or net investment hedge.

Group Companies

The financial results and position of foreign operations whose functional currency is different from the economic entity's presentation currency are translated as follows:

- assets and liabilities are translated at period-end exchange rates prevailing at that reporting date;
- income and expenses are translated at average exchange rates for the period;
- retained earnings are translated at the exchange rates prevailing at the date of the transaction.

Exchange differences arising on translation of foreign operations are recognised in other comprehensive income.

Government grants

Grants from the government are recognised at their fair value where there is a reasonable assurance that the grant will be received and the group will comply with all attached conditions.

Government grants relating to costs are deferred and recognised in the profit or loss over the period necessary to match them with the costs that they are intended to compensate.

Government grants relating to exploration and evaluation assets that have been capitalised are recognised by deducting the grant received from the carrying amount of the exploration and evaluation asset recognised on the statement of financial position.

Earnings Per Share (EPS)

Basic earnings per share is calculated by dividing the loss attributable to equity holders of the Company, excluding any costs of servicing equity other than ordinary shares, by the weighted average number of ordinary shares outstanding during the financial period adjusted for any bonus elements in ordinary shares issued during the period.

Diluted earnings per share adjusts the figures used in the determination of basic earnings per share to take into account the after income tax effect of interest and other financing costs associated with dilutive potential ordinary shares and the weighted average number of shares assumed to have been issued for no consideration in relation to dilutive potential ordinary shares.

Notes to the Consolidated Financial Statements for the Year Ended 30 June 2018

NOTE 1: SUMMARY OF SIGNIFICANT ACCOUNTING POLICIES (CONTINUED)**New and Amended Standards and Interpretations Adopted During the Year**

None of the new standards and amendments to standards that are mandatory for the first time for the financial year beginning 1 July 2018 affected any of the amounts recognised in the current period or any period prior and are not likely to affect future periods.

New and amended standards issued that are not yet effective during the year have not been adopted in preparing these financial statements. These standards include:

1 – AASB 15 - Revenue from Contracts with Customers – applicable to annual reporting periods beginning on or after 1 January 2018.

2 – AASB 9 - Financial Instruments – applicable to annual reporting periods beginning on or after 1 January 2018.

3 – AASB 16 - Leases – applicable to annual reporting periods beginning on or after 1 January 2019.

None of these are expected to have a significant effect on the financial statements when they are first applied.

Fair Values

Fair values may be used for financial asset and liability measurement as well as for sundry disclosures. Fair value is the price that would be received to sell an asset or paid to transfer a liability in an orderly transaction between market participants at the measurement date. It is based on the presumption that the transaction takes place either in the principal market for the asset or liability or, in the absence of a principal market, in the most advantageous market. The principal or most advantageous market must be accessible to, or by, the Group.

Fair value is measured using the assumptions that market participants would use when pricing the asset or liability assuming that market participants act in their best economic interest. The fair value measurement of a non-financial asset takes into account the market participant's ability to generate economic benefits by using the asset at its highest and best use or by selling it to another market participant that would use the asset at its highest and best use. In measuring fair value, the Group uses valuation techniques that maximise the use of observable inputs and minimise the use of unobservable inputs.

Critical Accounting Estimates and Judgements

The directors evaluate estimates and judgments incorporated into the financial statements based on historical knowledge and best available current information. Estimates assume a reasonable expectation of future events and are based on current trends and economic data, obtained both externally and within the economic entity.

Key Judgements:

Exploration and Evaluation Assets

The economic entity performs regular reviews on each area of interest to determine the appropriateness of continuing to carry forward costs in relation to that area of interest. These reviews are based on detailed surveys and analysis of drilling results performed to reporting date. Exploration and evaluation assets at 30 June 2018 were \$5,326,936 (2017: \$4,745,000).

Notes to the Consolidated Financial Statements for the Year Ended 30 June 2018

NOTE 1: SUMMARY OF SIGNIFICANT ACCOUNTING POLICIES (CONTINUED)

Critical Accounting Estimates and Judgements (continued)

Deferred Tax Assets

The Company is subject to income taxes in Australia and jurisdictions where it has foreign operations. Significant judgement is required in determining the worldwide provision for income taxes. There are certain transactions and calculations undertaken during the ordinary course of business for which the ultimate tax determination is uncertain. The consolidated entity estimates its tax liabilities based on the consolidated entity's understanding of the tax law. Where the final tax outcome of these matters is different from the amounts that were initially recorded, such differences will impact the current and deferred income tax assets and liabilities in the period in which such determination is made.

In addition, the consolidated entity has recognised deferred tax assets relating to carried forward tax losses to the extent there are sufficient taxable temporary differences (deferred tax liabilities) relating to the same taxation authority and the same subsidiary against which the unused tax losses can be utilised. However, utilisation of the tax losses also depends on the ability of the entity, which is not part of the tax consolidated group, to satisfy certain tests at the time the losses are recouped. Due to the parent entity acquiring the entity that holds the losses it is expected that the entity will fail to satisfy the continuity of ownership test and therefore has to rely on the same business test. As at 30 June 2018 the consolidated entity has not received advice that the losses are unavailable, however should this change in the future the consolidated entity may be required to derecognise these losses.

NOTE 2: EXPENSES

	30 June 2018	30 June 2017
	\$	\$
Included in expenses are the following items:		
Depreciation	2,774	10,002
ASX, ASIC, share registry expenses	58,413	33,173
Business development and investor relations costs	167,155	131,852
Legal fees	6,611	4,373
Insurances	30,682	29,696
Audit, tax and external accounting fees	88,025	101,530
Interest	3,785	30,000
Employee benefits expense comprises:		
Salaries and wages	149,534	102,816
Consulting fees	183,396	200,880
Contributions to defined contribution plans	29,249	14,520
Equity settled securities	50,819	-
Annual leave expensed	1,535	7,690

Notes to the Consolidated Financial Statements for the Year Ended 30 June 2018

NOTE 3: INCOME TAX EXPENSE

	30 June 2018	30 June 2017
	\$	\$
The prima facie tax on the operating loss is reconciled to income tax expense as follows:		
Prima facie tax/(benefit) on loss from ordinary activities before income tax at 27.5% (2017: 27.5%)	(245,980)	(230,848)
Adjust for tax effect of:		
Non-deductible amounts	(21,211)	(55,346)
Tax loss not recognised	167,109	146,568
Temporary differences recognised	-	-
Under/Over	100,082	139,626
Income tax expense/(benefit)	-	-

Deferred tax assets and liabilities not recognised, the net benefit of which will only be realised if the conditions for deductibility as set out in Note 1 occur:

Temporary differences	-	-
Tax losses	4,117,690	3,950,581

The Group has carried forward tax losses of \$15,301,014 in Australia, which must satisfy the Continuity of Ownership Test, or failing that, the Same Business Test, in order to be utilised in the future.

NOTE 4: CASH AND CASH EQUIVALENTS

	30 June 2018	30 June 2017
	\$	\$
Cash at bank and on hand	425,819	645,868
Short term deposits	510,743	10,000
	936,562	655,868

Notes to the Consolidated Financial Statements for the Year Ended 30 June 2018

NOTE 5: EXPLORATION AND EVALUATION ASSETS

	30 June 2018	30 June 2017
	\$	\$
Exploration and evaluation expenditure carried forward in respect of areas of interest are:		
Exploration and evaluation phase - at cost	5,326,936	4,745,500
Movement in exploration and evaluation assets:		
Opening balance - at cost	4,745,500	4,681,891
Capitalised exploration expenditure	726,077	336,373
Exploration and evaluation assets written off	-	(60,926)
Total exploration and evaluation assets	5,471,577	4,957,338
Less research and development refunds	(144,641)	(211,838)
Carrying amount at the end of the year	5,326,936	4,745,500

Recoverability of the carrying amount of exploration assets is dependent on the successful development and commercial exploitation of projects, or alternatively, through the sale of the areas of interest.

NOTE 6: TRADE AND OTHER PAYABLES

	30 June 2018	30 June 2017
	\$	\$
Current:		
Trade payables and accrued expenses	53,105	60,485
Short term employee benefits	9,225	7,690
Total payables (unsecured)	62,330	68,175

The average credit period on purchases of goods and services is 30 days. No interest is paid on trade payables.

NOTE 7: BORROWINGS

	30 June 2018	30 June 2017
	\$	\$
Current:		
Unsecured:		
Loan from related party	-	500,000
Accrued interest (on loan from related party)	-	45,658
Hire purchase lease	5,182	-
Total unsecured non-current liability	5,182	545,658
Non-Current:		
Unsecured:		
Hire purchase lease	27,401	-
Total unsecured non-current liability	27,401	-

Notes to the Consolidated Financial Statements for the Year Ended 30 June 2018**NOTE 7: BORROWINGS (CONTINUED)**

	2017	Cash flows	Interest accrued	Debt conversion – rights issue	Debt conversion-option exercise	2018
Loan from related party	545,658	(4,989)	3,783	(272,226)	(272,226)	-
Hire purchase lease	-	30,901	1,682	-	-	32,583
	545,658	25,912	5,465	(272,226)	(272,226)	32,583

On 23 December 2015, the Company executed a loan deed with the Company's Non-Executive Chairman Mr Andy Greig, a related party, with the following key terms:

- Loan amount = \$500,000
- Loan term = 2 years
- Interest rate = 6.0%
- Unsecured
- No conversion rights
- No requirement to repay principal or pay interest during the loan term
- Repayable by the Company at any time (during the loan term)

On 24 February 2017, the Company and Andy Greig agreed to extend the repayment date of the loan to 31 December 2018. All other terms and conditions of the loan remain unchanged.

During the year ended 30 June 2018 the loan was repaid in full, as follows:

- Andy Greig subscribed for his full entitlement in the Company's Rights Issue of 45,371,137 shares and 45,371,137 free attaching unlisted options (exercisable at 0.60 cents per option expiring on 30 June 2018) at a costs of 0.60 cents per share (and free attaching option). Andy Greig utilised the Rights Issue debt conversion facility to take up his Rights Issue entitlement costing \$272,226, and reduce his loan by the same amount.
- Andy Greig exercised 45,371,137 unlisted options (exercisable at 0.60 cents per option expiring on 30 June 2018) in to 45,371,137 shares paying the exercise price of \$272,226 by reducing his loan by the same amount.
- The Company made a final cash payment of \$4,989 to pay the residual balance of the loan and any accrued interest.

Notes to the Consolidated Financial Statements for the Year Ended 30 June 2018

NOTE 8: CONTRIBUTED EQUITY

Fully paid ordinary shares

		2018		2017	
		No. of Shares	\$	No. of Shares	\$
Balance as at 1 July		949,297,823	13,391,701	767,479,642	12,407,382
Other share issues:					
26 October 2016	(a)	-	-	64,333,636	353,835
14 December 2016	(b)	-	-	17,484,545	96,165
30 June 2017	(c)	-	-	100,000,000	600,000
9 August 2017	(d)	153,985,709	923,914	-	-
21 August 2017	(e)	83,338,933	500,034	-	-
21 August 2017	(f)	45,371,137	272,227	-	-
Various	(g)	100,019,308	600,116	-	-
Balance as at 30 June		1,332,012,910	15,687,992	949,297,823	13,457,382
Total transaction costs associated with share issues			(109,873)		(65,681)
Net issued capital			15,578,119		13,391,701

Ordinary shareholders are entitled to participate in dividends and the proceeds on the winding up of the company in proportion to the number of and amount paid on the shares held. Every ordinary shareholder present at a meeting in person or by proxy is entitled to one vote on a show of hands or by poll. Ordinary shares have no par value.

Notes for the above table, relating to the year ended 30 June 2018, are:

- (a) & (b) Issued at 0.55 cents each, pursuant to a private placement
- (c) Issued at 0.60 cents each, pursuant to a private placement
- (d) Issued at 0.60 cents each, pursuant to a rights issue
- (e) Issued at 0.60 cents each, pursuant to a rights issue
- (f) Issued at 0.60 cents each upon the exercise of options
- (g) Between 30 August 2017 and 27 June 2018 - issued at 0.60 cents each upon the exercise of options

(Incentive) Options

	Note	Weighted average exercise price (cents)	30 June 2018 No. of Options	Weighted average exercise price (cents)	30 June 2017 No. of Options
Unlisted Share Options		1.21	11,000,000	2.01	20,300,000
Balance at the beginning of the reporting period		2.01	20,300,000	2.67	43,850,000
Options issued during the period:					
Issued to staff and consultants	18	-	-	-	-
Expired		2.96	(9,300,000)	3.20	(23,550,000)
Exercisable at end of year		1.21	11,000,000	2.01	20,300,000

Notes to the Consolidated Financial Statements for the Year Ended 30 June 2018

NOTE 8: CONTRIBUTED EQUITY (CONTINUED)

(Other) Options

	Note	Weighted average exercise price (cents)	30 June 2018 No. of Options	Weighted average exercise price (cents)	30 June 2017 No. of Options
Unlisted Share Options		-	-	-	-
Balance at the beginning of the reporting period		-	-	-	-
Options issued during the period:		0.60	337,324,642		
Options exercised during the period		0.60	(145,390,445)		-
Expired		0.60	(186,616,145)	-	-
Exercisable at end of year		0.60	5,318,052	-	-

Capital Management

Exploration companies such as Elementos Limited are funded almost exclusively by share capital. In December 2015, the Group also entered in to a loan agreement set out in more detail in Note 7 (Borrowings). The loan was repaid during the 2018 financial year.

Management controls the capital of the Group to ensure it can fund its operations and continue as a going concern. Capital management policy is to fund its exploration activities principally by way of equity, and where required, debt and/or project finance. No dividend will be paid while the Group is in exploration stage. There are no externally imposed capital requirements.

There have been no other changes to the capital management policies during the year.

NOTE 9: RESERVES

Foreign Currency Translation Reserve

The foreign currency translation reserve recorded exchange differences arising on translation of foreign controlled subsidiaries. Amounts were reclassified during the period to profit or loss as the foreign operations have been abandoned.

Share-Based Payments Reserve

The share-based payment reserve is used to recognise the fair value of options issued to employees. This reserve can be reclassified as retained earnings if options lapse.

Notes to the Consolidated Financial Statements for the Year Ended 30 June 2018

NOTE 10: CASH FLOW INFORMATION

	30 June 2018	30 June 2017
	\$	\$
Reconciliation of Cash Flow from Operations with Loss after Income Tax:		
Loss after income tax	(819,933)	(769,493)
Non-cash flows in loss from ordinary activities:		
Depreciation	2,774	10,002
Exploration expenditure written off	-	60,926
Equity settled compensation	50,819	-
Deposit refund	(11,934)	-
Interest on borrowings	-	30,000
Changes in operating assets and liabilities:		
(Increase)/Decrease in receivables	(5,550)	1,736
(Increase)/Decrease in prepayments and other assets	(630)	708
(Decrease)/Increase in payables	44,033	(27,638)
Cash flows from operations	(740,421)	(693,759)

NOTE 11: LOSS PER SHARE

	30 June 2018	30 June 2017
	\$	\$
Net loss used in the calculation of basic and diluted LPS	(819,933)	(769,493)
Weighted average number of ordinary shares outstanding during the period used in the calculation of basic LPS	1,229,332,530	820,997,906

Options are considered potential ordinary shares. Options issued are not presently dilutive and were not included in the determination of diluted loss per share for the period. Shares and options issued subsequent to 30 June 2018 are also not dilutive.

NOTE 12: COMMITMENTS

(a) Exploration Commitments

The Group has certain obligations to expend minimum amounts on exploration in tenement areas. These obligations may be varied from time to time and are expected to be fulfilled in the normal course of operations of the Group.

The following commitments exist at balance date but have not been brought to account. If the relevant option to acquire a mineral tenement is relinquished, the expenditure commitment also ceases. The Group has the option to negotiate new terms or relinquish the tenements and also to meet expenditure requirements by joint venture or farm-in arrangements.

	30 June 2018	30 June 2017
	\$	\$
Not later than 1 year	1,000,000	1,000,000
Later than 1 year but not later than 5 years	-	-
Total commitment	1,000,000	1,000,000

(b) Operating Lease Commitments

The Group has no operating leases (2017: nil).

Notes to the Consolidated Financial Statements for the Year Ended 30 June 2018

NOTE 13: CONTINGENT LIABILITIES

There were no contingent liabilities at the end of the reporting period.

NOTE 14: RELATED PARTY TRANSACTIONS

Parent Entity

Elementos Limited is the legal parent and ultimate parent entity of the Group, owning 100% of all subsidiaries at 30 June 2018.

Subsidiaries

Interest in subsidiaries are disclosed in Note 19.

Key Management Personnel

	30 June 2018	30 June 2017
	\$	\$
Short-term employee benefits	421,306	373,828
Post-employment benefits	21,690	13,281
Equity-based payments	50,819	-
	493,815	387,109

On 23 December 2015, the Company executed a loan deed with the Company's Non-Executive Chairman Mr Andy Greig, a related party, for up to \$500,000. The loan was repaid during the 2018 financial year. Further details are contained in Note 7 (Borrowings).

The Company has a services agreement with Corporate Administration Services Pty Ltd ("CAS") and Duncan Cornish, the Company's CFO and Company Secretary. Under the agreement, CAS also provides accounting, bookkeeping and administrative services. Both Elementos and CAS are entitled to terminate the agreement upon giving not less than three months' written notice. The base fee under the services agreement is \$120,000 per annum. On 21 December 2015 Duncan Cornish was issued with 10,000,000 unlisted options exercisable at 1.25 cents each on or before 31 July 2019 (vested immediately on issue)

NOTE 15: SHARE-BASED PAYMENTS

Director and Employee Share-based Payments

Share based payment expense recognised during the year:

	30 June 2018	30 June 2017
	\$	\$
Share based payment expense recognised during the period:		
Performance Rights issued to an employee under performance rights plan	50,819	-
	50,819	-

Notes to the Consolidated Financial Statements for the Year Ended 30 June 2018

NOTE 15: SHARE-BASED PAYMENTS (continued)

During the year ended 30 June 2018, 30,000,000 performance rights were granted to the Company's Chief Executive Officer, Chris Creagh, one of the Group's key management personnel, under the (shareholder approved) Performance rights Plan. The performance rights have seven tranches that each have difference test dates, vesting dates and vesting conditions. All of the Performance Rights have an expiry date of 30 June 2020.

The Company obtained an independent valuation of the Performance Rights, who took into account the share price at grant date and the (director) estimated probability of achieving each vesting condition. These values were then spread evenly (for each tranche) over the period to the test date for each tranche.

Performance Rights shall be divided into tranches of the amounts set out in Column 1, vesting on satisfaction of conditions set out in Column 2:

Column 1	Column 2
(1) 4,000,000	On continuous employment with the Company until 31 March 2018
(2) 2,000,000	On successful completion of the Definitive Feasibility Study
(3) 3,000,000	On continuous employment with the Company until 1 January 2019
(4) 3,000,000	On final approval of Environmental Permitting by any relevant authority
(5) 4,000,000	On completion of a capital raising (debt or equity, or a combination) sufficient to fund construction of a project and Elementos' corporate costs
(6) 4,000,000	On continuous employment with the Company until 1 January 2020
(7) 10,000,000	On the commissioning of a process plant that uses the low concentrate, roasting, leaching and electrowinning technology introduced to Elementos and reaching 80% of planned monthly production rate for a period of 3 months at any site operated by Elementos

Note: If the technology referred to in Tranche 7 is not implemented, Tranche 7 is subject to change by Elementos at its sole discretion.

If a vesting condition is satisfied after the Employee's employment ends, the Board may in its absolute discretion (acting reasonably) assess and rate the Employee's performance or contribution toward the satisfaction of a vesting condition ('Performance Rating') in which event the Performance Rights for that Tranche will convert in the limited proportion set out in the table below ('Determined Rights'), and otherwise do not convert to ordinary Shares:

Performance Rating	% Performance Rights capable of converting
Excellent	100%
Very Good	75%
Good	50%
Fair	25%
Poor	0%

Notes to the Consolidated Financial Statements for the Year Ended 30 June 2018

NOTE 16: AUDITOR'S REMUNERATION

Remuneration for the auditor of the parent entity:

	30 June 2018	30 June 2017
	\$	\$
BDO Audit Pty Ltd and its related entities:		
Auditing or reviewing the financial reports	43,443	34,343
	43,443	34,343

NOTE 17: FINANCIAL RISK MANAGEMENT

(a) Financial Risk Management Policies

The Elementos Group's financial instruments comprises cash balances, receivables and payables, loans to and from subsidiaries and a loan from a related party (which was repaid in 2018). The main purpose of these financial instruments is to provide finance for Group operations.

Treasury Risk Management

Key executives of the Company meet on a regular basis to analyse exposure and to evaluate treasury management strategies in the context of the most recent economic conditions and forecasts.

The board of directors has overall responsibility for the establishment and oversight of the Group's risk management framework. Management is responsible for developing and monitoring the risk management policies and reports to the board.

Financial Risks

The main risks the Group is exposed to through its financial instruments are interest rate risk, credit risk and liquidity risk. These risks are managed through monitoring of forecast cash flows, interest rates, economic conditions and ensuring adequate funds are available.

Interest Rate Risk

The Group's exposure to interest rate risk, which is the risk that a financial instrument's cash flows from interest will fluctuate as a result of changes in market interest rates, arises in relation to the Group's bank balances. This risk is managed through careful placement of surplus funds in interest bearing bank accounts.

The Company has performed sensitivity analysis relating to its exposure to interest rate risk. At year end, the effect on profit and equity as a result of a 1% change in the interest rate, with all other variables remaining constant, is immaterial (2017: immaterial).

Liquidity Risk

Liquidity risk is the risk that the Group will not be able meet its financial obligations as they fall due. This risk is managed by ensuring, to the extent possible, that there is sufficient liquidity to meet liabilities when due, without incurring unacceptable losses or risking damage to the Group's reputation.

The economic Group's activities are funded from equity and where required and available debt and/or project finance. There is no requirement to repay principal or pay interest on the related party loan during the loan term.

Notes to the Consolidated Financial Statements for the Year Ended 30 June 2018

NOTE 17: FINANCIAL RISK MANAGEMENT (CONTINUED)

Credit Risk

The maximum exposure to credit risk, excluding the value of any collateral or other security, at balance date to recognised financial assets, is their carrying amount, net of any provisions for impairment of those assets, as disclosed in the statement of financial position and notes to the financial statements.

Credit risk arises from exposures to deposits with financial institutions and sundry receivables.

Credit risk is managed and reviewed regularly by key executives. The key executives monitor credit risk by actively assessing the rating quality and liquidity of counter parties:

- only banks and financial institutions with an 'A' rating are utilised; and
- all other entities are rated for credit worthiness taking into account their size, market position and financial standing.

At 30 June 2018, there was no concentration of credit risk, other than bank balances and on geographical basis with most financial assets in Australia (2017: nil).

(b) Financial Instrument Composition and Contractual Maturity Analysis

	30 June 2018	30 June 2017
	\$	\$
Financial assets:		
Within 6 months:		
cash & cash equivalents (i)	936,562	655,868
receivables (ii)	5,834	284
	942,396	656,152
Financial liabilities:		
Within 6 months:		
payables (ii)	(62,330)	(68,175)
Within 18 months:		
loan	(7,888)	(545,658)
	(70,218)	(613,833)

(i) Floating interest rates, with weighted average effective interest rate 1.79%, with an average maturity of 10 days.

(ii) Non-interest bearing. The contractual cash flows do not differ to the carrying amount.

(c) Fair Values

Fair values of financial assets and financial liabilities are materially in line with carrying values due to their short term nature.

Notes to the Consolidated Financial Statements for the Year Ended 30 June 2018

NOTE 18: SEGMENT REPORTING

Operating segments have been determined on the basis of reports reviewed by the board of directors and the Chief Executive Officer (chief operating decision makers) in assessing performance and determining the allocation of resources. The Group is managed primarily on a geographic basis, that is, the location of the respective areas of interest (tenements) in Australia. Operating segments are determined on the basis of financial information reported to the board of directors which is at the consolidated entity level. The Group does not have any products or services that it derives revenue from. The Group's exploration and development activities in Australia is the Group's sole focus, primarily focused around tin and copper. The Group's previous exploration activities in Argentina and Chile have been discontinued and/or sold.

Accordingly, management currently identifies the Group as having only one reportable segment, being the exploration of mineral assets in Australia. There have been no changes in the operating segments during the year. Accordingly, all significant operating decisions are based upon analysis of the consolidated entity as one segment. The financial results from this segment are equivalent to the financial statements of the Group as a whole.

NOTE 19: SUBSIDIARIES

The consolidated financial statements incorporate the assets, liabilities and results of the following wholly-owned subsidiaries in accordance with the accounting policy described in Note 1:

	Country of incorporation	Ownership interest	
		2018	2017
Rockwell Minerals Pty Ltd	Australia	100%	100%
Rockwell Minerals (Tasmania) Pty Ltd	Australia	100%	100%
Elementos Minerales S.A.	Argentina	100%	100%
Elementos Chile Limitada	Chile	100%	100%

NOTE 20: EVENTS AFTER REPORTING PERIOD

On 31 July 2018, the Company announced (in separate announcements) that:

- it had signed a binding Heads of Agreement (**HoA**) with Eurotin Limited (TSX-V: TIN) (**Eurotin**) to acquire the 96% owned Oropesa Tin Project located in Spain (**Oropesa**); and
- the Company has received binding commitments for a private placement to raise \$1.2 million at \$0.006 per share (Placement) to support the completion of the Oropesa transaction and general working capital purposes.

The Company believes Oropesa is one of the best undeveloped tin resources in the Western World. Attractions include, a large JORC Mineral Resource based on more than 54,000 metres of drilling, open-cut mining potential, simple metallurgy and processing, access to development infrastructure, and support from local stakeholders. A Feasibility Study is in progress, Environmental Studies complete and a Mining Licence Application lodged.

The acquisition represents an excellent strategic fit with the organisations core capability of developing tin projects, a fundamental driver of Eurotin's decision to partner with Elementos to deliver the Oropesa project.

Oropesa is a near-term development project and cash flow generation opportunity, being acquired at a very attractive valuation. The Company believes it will create significant share value-uplift potential for shareholders as the project is well advanced towards development.

Notes to the Consolidated Financial Statements for the Year Ended 30 June 2018

NOTE 20: EVENTS AFTER REPORTING PERIOD (CONTINUED)

Consideration for the acquisition is the issue of one billion fully paid Elementos shares which are to be distributed pro-rata to Eurotin's shareholders. The transaction is subject to completion of due diligence and shareholder approvals. The Company expects to complete its due diligence enquires by 5 October 2018 and proceed to progress the various regulatory and shareholders approvals necessary to complete the acquisition.

The Company also expects to complete the Placement to sophisticated investors by 5 October 2018 using the Company's existing placement capacity under the ASX Listing Rules.

Other than the events noted above, there are no other matters or circumstances that have arisen since the end of the year which significantly affected or may significantly affect the operations of the Group, the results of those operations, or the state of affairs of the Group in future financial years.

NOTE 21: PARENT ENTITY INFORMATION

The following information relates to the parent entity, Elementos Limited at 30 June 2018. This information has been prepared using consistent accounting policies as presented in Note 1.

	30 June 2018	30 June 2017
	\$	\$
Current assets	939,506	655,020
Non-current assets	8,129,317	6,722,117
Total assets	9,068,823	7,377,137
Current liabilities	76,337	623,084
Non-current liabilities	27,401	-
Total liabilities	103,738	623,084
Contributed equity	31,473,650	29,287,232
Reserves	119,849	1,270,522
Accumulated losses	(22,628,414)	(23,803,701)
Total equity	8,965,085	6,754,053
Loss for the period	(823,168)	(1,549,399)
Other comprehensive income for the period	-	-
Total comprehensive income for the period	(823,168)	(1,549,399)

The Company has no contingent liabilities, nor has it entered into any guarantees in relation to the debts of its subsidiaries (2017: nil).

The Company has not entered into any contractual commitments for the acquisition of property, plant and equipment (2017: nil).

NOTE 22: COMPANY DETAILS

The registered office and principal place of business is:
 Level 10, 110 Mary Street
 Brisbane, Queensland, 4000 Australia

NOTE 23: DIVIDENDS & FRANKING CREDITS

There were no dividends paid or recommended during the financial year. There are no franking credits available to the shareholders of the Company.

Directors' Declaration

The directors of the Company declare that:

1. The attached financial statements and notes are in accordance with the Corporations Act 2001, including:
 - a. complying with Australian Accounting Standards and Interpretations which, as stated in accounting policy note 1 to the financial statements, constitutes explicit and unreserved compliance with International Financial Reporting Standards (IFRS); and
 - b. giving a true and fair view of the consolidated entity's financial position as at 30 June 2018 and of its performance for the financial year ended on that date.
2. The chief executive officer and chief financial officer have each declared under section 295A that:
 - a. the financial records of the Company for the financial year have been properly maintained in accordance with section 286 of the Corporations Act 2001;
 - b. the financial statements and notes for the financial year comply with the Australian Accounting Standards and Interpretations; and
 - c. the financial statements and notes for the financial year give a true and fair view.
3. In the directors' opinion there are reasonable grounds to believe that the Company will be able to pay its debts as and when they become due and payable.

This declaration is made in accordance with a resolution of the board of directors.



Chris Dunks
Director

25 September 2018
Brisbane, Queensland

INDEPENDENT AUDITOR'S REPORT

To the members of Elementos Limited

Report on the Audit of the Financial Report

Opinion

We have audited the financial report of Elementos Limited (the Company) and its subsidiaries (the Group), which comprises the consolidated statement of financial position as at 30 June 2018, the consolidated statement of profit or loss and other comprehensive income, the consolidated statement of changes in equity and the consolidated statement of cash flows for the year then ended, and notes to the financial report, including a summary of significant accounting policies and the directors' declaration.

In our opinion the accompanying financial report of the Group, is in accordance with the *Corporations Act 2001*, including:

- (i) Giving a true and fair view of the Group's financial position as at 30 June 2018 and of its financial performance for the year ended on that date; and
- (ii) Complying with Australian Accounting Standards and the *Corporations Regulations 2001*.

Basis for opinion

We conducted our audit in accordance with Australian Auditing Standards. Our responsibilities under those standards are further described in the *Auditor's responsibilities for the audit of the Financial Report* section of our report. We are independent of the Group in accordance with the *Corporations Act 2001* and the ethical requirements of the Accounting Professional and Ethical Standards Board's APES 110 *Code of Ethics for Professional Accountants* (the Code) that are relevant to our audit of the financial report in Australia. We have also fulfilled our other ethical responsibilities in accordance with the Code.

We confirm that the independence declaration required by the *Corporations Act 2001*, which has been given to the directors of the Company, would be in the same terms if given to the directors as at the time of this auditor's report.

We believe that the audit evidence we have obtained is sufficient and appropriate to provide a basis for our opinion.

Material uncertainty related to going concern

We draw attention to Note 1 in the financial report which describes the events and/or conditions which give rise to the existence of a material uncertainty that may cast significant doubt about the group's ability to continue as a going concern and therefore the group may be unable to realise its assets and discharge its liabilities in the normal course of business.

Our opinion is not modified in respect of this matter.

Key audit matters

Key audit matters are those matters that, in our professional judgement, were of most significance in our audit of the financial report of the current period. These matters were addressed in the context of our audit of the financial report as a whole, and in forming our opinion thereon, and we do not provide a separate opinion on these matters. In addition to the matter described in the *Material uncertainty related to going concern* section, we have determined the matters described below to be the key audit matters to be communicated in our report.

Carrying value of exploration and evaluation assets

Key audit matter	How the matter was addressed in our audit
<p>Refer to Note 5 in the financial report.</p> <p>The Group carries exploration and evaluation assets as at 30 June 2018 in relation to the application of the Group's accounting policy for exploration and evaluation assets.</p> <p>The recoverability of exploration and evaluation asset is a key audit matter due to:</p> <ul style="list-style-type: none"> • The significance of the total balance; and • The level of procedures undertaken to evaluate management's application of the requirements of AASB 6 <i>Exploration for and Evaluation of Mineral Resources</i> ('AASB 6') in light of any indicators of impairment that may be present. 	<p>Our procedures included, but were not limited to the following:</p> <ul style="list-style-type: none"> • Obtaining evidence that the Group has valid rights to explore in the areas represented by the capitalised exploration and evaluation expenditure by obtaining supporting documentation such as license agreements and also considering whether the Group maintains the tenements in good standing • Making enquiries of management with respect to the status of ongoing exploration programs in the respective areas of interest and assessing the Group's cashflow budget for the level of budgeted spend on exploration projects and held discussions with directors of the Group as to their intentions and strategy • Enquiring of management, reviewing ASX announcements and reviewing directors' minutes to ensure that the Group had not decided to discontinue activities in any applicable areas of interest and to assess whether there are any other facts or circumstances that existed to indicate impairment testing was required.

Other information

The directors are responsible for the other information. The other information comprises the information in the Group's annual report for the year ended 30 June 2018, but does not include the financial report and the auditor's report thereon.

Our opinion on the financial report does not cover the other information and we do not express any form of assurance conclusion thereon.

In connection with our audit of the financial report, our responsibility is to read the other information and, in doing so, consider whether the other information is materially inconsistent with the financial report or our knowledge obtained in the audit or otherwise appears to be materially misstated.

If, based on the work we have performed, we conclude that there is a material misstatement of this other information, we are required to report that fact. We have nothing to report in this regard.

Responsibilities of the directors for the Financial Report

The directors of the Company are responsible for the preparation of the financial report that gives a true and fair view in accordance with Australian Accounting Standards and the *Corporations Act 2001* and for such internal control as the directors determine is necessary to enable the preparation of the financial report that gives a true and fair view and is free from material misstatement, whether due to fraud or error.

In preparing the financial report, the directors are responsible for assessing the ability of the group to continue as a going concern, disclosing, as applicable, matters related to going concern and using the going concern basis of accounting unless the directors either intend to liquidate the Group or to cease operations, or has no realistic alternative but to do so.

Auditor's responsibilities for the audit of the Financial Report

Our objectives are to obtain reasonable assurance about whether the financial report as a whole is free from material misstatement, whether due to fraud or error, and to issue an auditor's report that includes our opinion. Reasonable assurance is a high level of assurance, but is not a guarantee that an audit conducted in accordance with the Australian Auditing Standards will always detect a material misstatement when it exists. Misstatements can arise from fraud or error and are considered material if, individually or in the aggregate, they could reasonably be expected to influence the economic decisions of users taken on the basis of this financial report.

A further description of our responsibilities for the audit of the financial report is located at the Auditing and Assurance Standards Board website at:

http://www.auasb.gov.au/auditors_responsibilities/ar1.pdf

This description forms part of our auditor's report.



Report on the Remuneration Report

Opinion on the Remuneration Report

We have audited the Remuneration Report included in pages 19 to 25 of the directors' report for the year ended 30 June 2018.

In our opinion, the Remuneration Report of Elementos Limited, for the year ended 30 June 2018, complies with section 300A of the *Corporations Act 2001*.

Responsibilities

The directors of the Company are responsible for the preparation and presentation of the Remuneration Report in accordance with section 300A of the *Corporations Act 2001*. Our responsibility is to express an opinion on the Remuneration Report, based on our audit conducted in accordance with Australian Auditing Standards.

BDO Audit Pty Ltd

BDO

A handwritten signature in black ink, appearing to read 'D P Wright', is written over a faint, circular BDO logo.

D P Wright
Director

Brisbane, 25 September 2018