



*We care for your loved ones*  
**like we would our own.**

**2012 ANNUAL REPORT**

Dear Shareholders,

In 2012, we generated \$1.08 in earnings per share for the year on an adjusted basis, meeting our expectations<sup>1</sup>. We generated revenue from continuing operations of \$1 billion 488 million. This is an increase of \$20 million, or 1 percent over 2011 results from greater hospice and non-Medicare home health revenue, offsetting a decline in our Medicare home health business.

We'd like to thank our leadership and employees for their hard work and dedication, which has helped our company achieve its goals during a challenging time in health care. Over the course of 2012, our team stabilized our Medicare home health admission rates after we experienced a decrease in 2011. We grew our non-Medicare home health business revenue, with admissions up 26 percent. Our hospice business generated same-store admissions growth of 2 percent. We also continued generating efficiencies in our operations by lowering our cost structure as we responded to lower volume levels in the second half of 2012. This is a delicate balancing act for any organization, and we appreciate our more than 15,000 employees and our leadership team for being focused on achieving these objectives.

## Delivering on our strategy in 2012

In addition, in 2012 we delivered on key initiatives that are a part of our long-term strategy:

**a) Technology:** We completed 33 percent of the development work for AMS3, our next generation electronic health record and clinical operating system, which we expect to generate meaningful cost savings when fully implemented. We anticipate that the system will begin deployment in the fourth quarter of 2013 and be fully rolled out to our care centers over a 24 month time period.

**b) Diversification:** Over the past two years we have directed efforts to shift our payor mix to a more diversified revenue portfolio including managed care (such as Medicare Advantage plans), Medicaid and commercial. As a result our non-Medicare business grew in 2012. We believe growth in non-Medicare home health admissions is fundamental to our Company's long-term success for a number of reasons:

- >> First, we believe it supports our Medicare business by making us a preferred partner for our referring physicians and hospitals;
- >> Second, we are planning to be selective in our approach to managed care contracting, focusing upon business that will contribute positively to our bottom line;
- >> Third, managed care is growing at a faster rate than traditional Medicare with favorable long-term growth projections. For example, in 2012, most if not all of the net new growth associated with Medicare beneficiaries was absorbed into Medicare Advantage plans;
- >> Fourth, while differences exist today in pay models, margins, and even how to measure "value", we believe these differences will converge over time; and
- >> Fifth, at the end of the day, all payors including the Center for Medicare and Medicaid Services (CMS) have the same goal – they want to do business with providers that can deliver cost-effective care. We believe we are building the home care company that will deliver this result.

**c) Clinical Excellence:** Amedisys continued to deliver strong clinical and patient satisfaction outcomes in 2012. We exceeded or met the average outcome scores of competitors within our service area in seven of the nine outcome measurements tracked by CMS and we exceeded the average satisfaction scores of competitors within our service area in each of the five CMS patient satisfaction measurements.

<sup>1</sup>Reference financial highlights at the end of the Shareholder Letter.

Importantly, our care teams have been very focused on reducing our 30-day acute care hospitalization rate (ACH rate) across our organization. In 2012, Amedisys lowered our ACH rate 1/2 percent across the nation – a key metric that our partners at hospitals, managed care payors and CMS are watching carefully.

## A unique strategy for long-term success

I would now like to take a moment to provide clarity regarding our long-term business strategy, highlighting where our strategy is similar to – but more importantly, differs from – that of our competitors.

The similarities are apparent. A focus on:

1. **Organic Medicare growth**
2. **Acquisitions**
3. **Joint ventures**

Moving into 2013, we believe the following strategies will differentiate us from our competitors and will position us for long-term success:

1. **Our investment in technology**
2. **Our evolving care model**

Amedisys' focus on leveraging health care technology is critical to build a collaborative continuum of care whereby we will work as part of an integrated health care team in managing our patients' age-related disease processes. In furtherance of this objective, we have made a major investment to upgrade our IT infrastructure. We believe our new AMS3 clinical operating software system will improve documentation, enable operational efficiencies, reduce compliance and revenue risk, and most importantly, provide greater ease of connectivity and enhance information sharing capabilities across the various health care providers within the continuum of care. This is **mission critical functionality** in today's increasingly interconnected health care world. We believe AMS3 will help us improve patient outcomes and should provide us with a strategic advantage to become the provider of choice among hospitals and physicians desiring to work collaboratively with post-acute providers to deliver integrated and effective patient care.

The health care industry is changing dramatically in order to better respond to the needs of our rapidly expanding chronically ill patient population. As it relates to our population, health care is moving away from a fee-for-service "treat and cure" focus to a managed chronic care model.

### **Amedisys intends to respond to that call by focusing on:**

- >> Delivering care transitions on a national scale;
- >> Aligning home health care and hospice seamlessly with palliative care, creating a continuum that can manage the entire post-acute care needs of a patient from diagnosis of complex illness through the end-of-life;
- >> Executing a focused managed care strategy with new care management processes that meet both patient needs and managed care payor expectations;
- >> Partnering with physicians, hospitals, health systems and managed care payors to become a preferred provider while participating in bundles and accountable care organizations (ACOs).


The health care industry is changing and we plan to change with it.

We believe that our care model can generate significant health care savings for our nation and that we are well positioned to deliver on this opportunity. We also believe these investments will yield positive long-term value for our patients, partners, employees and shareholders.

Thank you to our board of directors, leadership team and employees for your dedication to our mission.

Thank you to our shareholders for your support and confidence.

With regards,



William F. Borne, Chairman and Chief Executive Officer

## FINANCIAL HIGHLIGHTS – AMEDISYS, INC. 2012

Year Ended December 31,	2012	2011	2010
Net Service Revenue	\$ 1,487,905	\$ 1,468,305	\$ 1,601,070
Operating (Loss) Income	\$ (112,205)	\$ (469,975)	\$ 211,281
Net (Loss) Income from Continuing Operations Attributable to Amedisys, Inc.	\$ (82,305)	\$ (374,955)	\$ 123,349
Adjusted Net Income Attributable to Amedisys, Inc. Per Diluted Share*	\$ 1.08	\$ 2.29	\$ 4.62
Weighted Average Common Shares Outstanding - Diluted	29,896	28,693	28,484
Amedisys, Inc. Stockholders' Equity	\$ 452,340	\$ 518,868	\$ 877,857

(Amounts in thousands, except Per Share Data)

\*Adjusted net income attributable to Amedisys, Inc. per diluted share is a non-GAAP measure that excludes certain items described below:

### Adjusted Net Income Attributable to Amedisys, Inc. Per Diluted Share Reconciliation:

Year Ended December 31,	2012	2011	2010
Net (Loss) Income Attributable to Amedisys, Inc. Per Diluted Share	\$ (2.75)	\$ (13.07)	\$ 4.33
Goodwill and Other Intangibles Impairment Charge	4.17	15.25	--
Noncontrolling Interests Portion of Impairment Charges	(0.50)	--	--
Legal Fees—Investigations	0.16	0.15	0.12
Restructuring Severance	0.04	0.07	0.07
Exit Activities	0.01	0.07	0.24
Debt Costs/Lawsuit Settlement/Tax Credits/Valuation Allowance Adjustment	(0.05)	(0.07)	--
CMS Bonus	--	(0.10)	(0.08)
GA Indigent Care Liability Reduction	--	--	(0.08)
Certain Other Adjustments	--	(0.01)	0.02
Adjusted Net Income Attributable to Amedisys, Inc. Per Diluted Share	\$ 1.08	\$ 2.29	\$ 4.62

**UNITED STATES  
SECURITIES AND EXCHANGE COMMISSION  
Washington D.C. 20549**

**FORM 10-K**

**ANNUAL REPORT PURSUANT TO SECTION 13 OR 15(d) OF THE SECURITIES EXCHANGE ACT OF 1934**

For the fiscal year ended: December 31, 2012

OR

**TRANSITION REPORT PURSUANT TO SECTION 13 OR 15(d) OF THE SECURITIES EXCHANGE ACT OF 1934**

For the transition period from \_\_\_\_\_ to \_\_\_\_\_

Commission File Number: 0-24260



**AMEDISYS, INC.**

(Exact Name of Registrant as Specified in its Charter)

Delaware  
(State or other jurisdiction of  
incorporation or organization)

11-3131700  
(I.R.S. Employer  
Identification No.)

5959 S. Sherwood Forest Blvd., Baton Rouge, LA 70816

(Address of principal executive offices, including zip code)

(225) 292-2031 or (800) 467-2662

(Registrant's telephone number, including area code)

**Securities registered pursuant to Section 12(b) of the Act:**

Title of Each Class Common Stock, par value \$0.001 per share (Title of each class)	Name of Each Exchange on Which Registered The NASDAQ Global Select Market (Name of each exchange on which registered)

**Securities registered pursuant to Section 12(g) of the Act: None**

Indicate by check mark whether the issuer is a well-known seasoned issuer, as defined in Rule 405 of the Securities Act. Yes  No

Indicate by check mark if the registrant is not required to file reports pursuant to Section 13 or 15(d) of the Act. Yes  No

Indicate by check mark whether the registrant (1) has filed all reports required to be filed by Section 13 or 15(d) of the Securities Exchange Act of 1934 during the preceding 12 months (or for such shorter period that the registrant was required to file such reports), and (2) has been subject to such filing requirements for the past 90 days. Yes  No

Indicate by check mark whether the registrant has submitted electronically and posted on its corporate Web site, if any, every Interactive Data File required to be submitted and posted pursuant to Rule 405 of Regulation S-T (§232.405 of this chapter) during the preceding 12 months (or for such shorter period that the registrant was required to submit and post such files). Yes  No

Indicate by check mark if disclosure of delinquent filers pursuant to Item 405 of Regulation S-K (§ 229.405 of this chapter) is not contained herein, and will not be contained, to the best of registrant's knowledge, in definitive proxy or information statements incorporated by reference in Part III of this Form 10-K or any amendment to this Form 10-K.

Indicate by check mark whether the registrant is a large accelerated filer, an accelerated filer, a non-accelerated filer, or a smaller reporting company. See the definitions of "large accelerated filer," "accelerated filer" and "smaller reporting company" in Rule 12b-2 of the Exchange Act. (Check one):

Large accelerated filer  Accelerated filer  Non-accelerated filer  Smaller reporting company   
(Do not check if a smaller reporting company)

Indicate by check mark whether the registrant is a shell company (as defined in Rule 12b-2 of the Act). Yes  No

The aggregate market value of the voting and non-voting common stock held by non-affiliates of the registrant, based on the last sale price as quoted by the NASDAQ Global Select Market on June 30, 2012 (the last business day of the registrant's most recently completed second fiscal quarter) was \$316,344,764. For purposes of this determination shares beneficially owned by executive officers, directors and ten percent stockholders have been excluded, which does not constitute a determination that such persons are affiliates.

As of March 7, 2013, the registrant had 31,381,594 shares of Common Stock outstanding.

**DOCUMENTS INCORPORATED BY REFERENCE**

Portions of the registrant's definitive Proxy Statement for its 2013 Annual Meeting of Stockholders (the "2013 Proxy Statement") to be filed pursuant to the Securities Exchange Act of 1934 with the Securities and Exchange Commission within 120 days of December 31, 2012 are incorporated herein by reference into Part III of this Annual Report on Form 10-K.



## TABLE OF CONTENTS

PART I.		
	SPECIAL CAUTION CONCERNING FORWARD-LOOKING STATEMENTS .....	1
ITEM 1.	BUSINESS .....	2
ITEM 1A.	RISK FACTORS .....	14
ITEM 1B.	UNRESOLVED STAFF COMMENTS .....	31
ITEM 2.	PROPERTIES .....	31
ITEM 3.	LEGAL PROCEEDINGS .....	31
ITEM 4.	MINE SAFETY DISCLOSURES .....	31
PART II.		
ITEM 5.	MARKET FOR REGISTRANT’S COMMON EQUITY, RELATED STOCKHOLDER MATTERS AND ISSUER PURCHASES OF EQUITY SECURITIES .....	32
ITEM 6.	SELECTED FINANCIAL DATA .....	34
ITEM 7.	MANAGEMENT’S DISCUSSION AND ANALYSIS OF FINANCIAL CONDITION AND RESULTS OF OPERATIONS .....	36
ITEM 7A.	QUANTITATIVE AND QUALITATIVE DISCLOSURE ABOUT MARKET RISK .....	53
ITEM 8.	FINANCIAL STATEMENTS AND SUPPLEMENTARY DATA .....	53
ITEM 9.	CHANGES IN AND DISAGREEMENTS WITH ACCOUNTANTS ON ACCOUNTING AND FINANCIAL DISCLOSURE .....	53
ITEM 9A.	CONTROLS AND PROCEDURES .....	53
ITEM 9B.	OTHER INFORMATION .....	56
PART III.		
ITEM 10.	DIRECTORS, EXECUTIVE OFFICERS AND CORPORATE GOVERNANCE .....	56
ITEM 11.	EXECUTIVE COMPENSATION .....	56
ITEM 12.	SECURITY OWNERSHIP OF CERTAIN BENEFICIAL OWNERS AND MANAGEMENT AND RELATED STOCKHOLDER MATTERS .....	56
ITEM 13.	CERTAIN RELATIONSHIPS AND RELATED TRANSACTIONS, AND DIRECTOR INDEPENDENCE .....	56
ITEM 14.	PRINCIPAL ACCOUNTING FEES AND SERVICES .....	56
PART IV.		
ITEM 15.	EXHIBITS, FINANCIAL STATEMENT SCHEDULES .....	57
	SIGNATURES .....	58
	FINANCIAL STATEMENTS .....	F-1
EXHIBIT INDEX		
	EX-21.1 LIST OF SUBSIDIARIES	
	EX-23.1 CONSENT OF KPMG LLP	
	EX-31.1 SECTION 302 CERTIFICATION OF CEO	
	EX-31.2 SECTION 302 CERTIFICATION OF CFO	
	EX-32.1 SECTION 906 CERTIFICATION OF CEO	
	EX-32.2 SECTION 906 CERTIFICATION OF CFO	
	EX-101 INTERACTIVE DATA FILE	





## **SPECIAL CAUTION CONCERNING FORWARD-LOOKING STATEMENTS**

*When included in this Annual Report on Form 10-K, or in other documents that we file with the Securities and Exchange Commission (“SEC”) or in statements made by or on behalf of the Company, words like “believes,” “belief,” “expects,” “plans,” “anticipates,” “intends,” “projects,” “estimates,” “may,” “might,” “would,” “should” and similar expressions are intended to identify forward-looking statements as defined by the Private Securities Litigation Reform Act of 1995. These forward-looking statements involve a variety of risks and uncertainties that could cause actual results to differ materially from those described therein. These risks and uncertainties include, but are not limited to the following: changes in Medicare and other medical payment levels, our ability to open care centers, acquire additional care centers and integrate and operate these care centers effectively, changes in or our failure to comply with existing Federal and state laws or regulations or the inability to comply with new government regulations on a timely basis, competition in the home health industry, changes in the case mix of patients and payment methodologies, changes in estimates and judgments associated with critical accounting policies, our ability to maintain or establish new patient referral sources, our ability to attract and retain qualified personnel, changes in payments and covered services due to the economic downturn and deficit spending by Federal and state governments, future cost containment initiatives undertaken by third-party payors, our access to financing due to the volatility and disruption of the capital and credit markets, our ability to meet debt service requirements and comply with covenants in debt agreements, business disruptions due to natural disasters or acts of terrorism, our ability to integrate and manage our information systems, and changes in or developments with respect to any litigation or investigations relating to the Company, including the SEC investigation and the U.S. Department of Justice Civil Investigative Demands and various other matters, many of which are beyond our control.*

*Because forward-looking statements are inherently subject to risks and uncertainties, some of which cannot be predicted or quantified, you should not rely on any forward-looking statement as a prediction of future events. We expressly disclaim any obligation or undertaking and we do not intend to release publicly any updates or changes in our expectations concerning the forward-looking statements or any changes in events, conditions or circumstances upon which any forward-looking statement may be based, except as required by law. For a discussion of some of the factors discussed above as well as additional factors, see Part I, Item 1A. – “Risk Factors” and Part II, Item 7– “Critical Accounting Policies” within “Management’s Discussion and Analysis of Financial Condition and Results of Operations.”*

*Unless otherwise provided, “Amedisys,” “we,” “us,” “our,” and the “Company” refer to Amedisys, Inc. and our consolidated subsidiaries and when we refer to 2012, 2011 and 2010, we mean the twelve month period then ended December 31, unless otherwise provided.*

*A copy of this Annual Report on Form 10-K for the year ended December 31, 2012 as filed with the SEC, including all exhibits, is available on our internet website at <http://www.amedisys.com> on the “Investors” page under the “SEC Filings” link.*

## PART I

### ITEM 1. BUSINESS

#### Overview

Amedisys, Inc. (NASDAQ: AMED) is a “health care at home” company delivering personalized home health and hospice care to more than 360,000 patients each year. Amedisys is focused on delivering the care that is best for our patients, whether that is home-based recovery and rehabilitation after an operation or injury, care focused on empowering them to manage a chronic disease, palliative care for those with a terminal illness, or hospice care at the end of life.

Our mission is to help lead the patient-centered revolution by providing state-of-the-art, innovative health care at home. This means rethinking how America views aging and health issues related to growing older. It requires a monumental shift, from different providers managing one disease at a time in a vacuum, to managing a patient’s disease process – through communication, technology, care transition and education – from the very beginning of one disease to subsequent age-related illnesses through the end of life.

We believe we are well-positioned to provide this comprehensive, patient-centered care and have a nationwide care network and the technological capability to link patients, doctors, pharmacists and caregivers – improving patient outcomes, reducing costs and keeping our loved ones where they want to be, at home, enjoying life.

Our chronic care management programs and technology infrastructure enable us to deliver quality care based upon evidence-based best practices. We are a recognized innovator, being one of the first in the industry to equip our clinicians with point-of-care laptop technology and our referring physicians with an internet portal that enables seamless real-time coordination of patient care. We also have developed a care transitions program. Our care transitions program is designed to reduce unnecessary hospital readmissions through patient and caregiver health coaching and care coordination, which starts in the hospital and continues through completion of the patient’s home health plan of care.

As of December 31, 2012, we owned and operated 435 Medicare-certified home health care centers, 97 Medicare-certified hospice care centers and two hospice inpatient units, in 38 states within the United States, the District of Columbia and Puerto Rico.

Our services are primarily paid for by Medicare due to the age demographics of our patient base (average age 81). Medicare represented approximately 82%, 85%, and 86% of our net service revenue in 2012, 2011 and 2010, respectively. We are working to diversify our sources of payment by contracting with an increasing number of managed care providers. In 2012, we had 283 active home healthcare and hospice managed care agreements. We remain focused on developing and maintaining a profitable and strategically important managed care contract portfolio.

In addition, Amedisys is actively pursuing health care reform initiatives led by the Centers for Medicare and Medicaid Services (“CMS”) including bundled payment for care improvement initiatives and accountable care organizations (“ACOs”). We are currently pursuing participation in five bundled payment initiatives and three ACOs.

Amedisys was originally incorporated in Louisiana in 1982 by William F. Borne, our founder, Chief Executive Officer and Chairman of the Board; transferred our operations to a Delaware corporation, which was incorporated in 1994; and became a publicly traded company in August of that year. Our common stock is currently traded on the NASDAQ Global Select Market under the trading symbol “AMED”.

#### Home Health Care:

There is no place like home as the most preferred environment when recovering from an illness, injury or surgical procedure. It is the place where family, friends and familiar surroundings make patients feel most

comfortable and recover faster. The Medicare home health benefit is available to homebound patients who require ongoing intermittent skilled care. Our services are provided by highly trained and skilled home health care professionals dedicated to the care and comfort of our patients.

Our care team includes:

- Skilled Nursing
- Nurse Practitioners
- Home Health Aides
- Physical Therapy
- Occupational Therapy
- Speech Therapy
- Medical Social Workers

Our chronic care clinical programs incorporate evidence-based best practices for patients with chronic diseases. These programs incorporate national clinical standards and use patient education to empower patients and their caregivers with self-care management skills. Our chronic care programs include programs for cardiovascular, respiratory, diabetes, behavioral health, rehabilitative and medical surgical conditions. Our care team also utilizes care transitions program that helps patients move safely from the hospital to their homes with the appropriate post-acute care. Our hospital and health system partners want to ensure their patients have a smooth transition home as well as prevent avoidable readmissions.

Effective October 2012, Medicare began to impose a financial penalty upon hospitals that have excessive rates of patient readmissions within 30 days after hospital discharge. We believe this new regulation provides significant opportunities for us and other post-acute providers who can demonstrate the ability to reduce or maintain patient acute care hospital readmission rates at or below an acceptable level. We are working to take advantage of this opportunity by striving to further improve the quality of care we provide, as well as implementing disease management programs designed to be responsive to the needs of patients served by the hospitals we call upon, so as to expand our business by garnering more referrals from hospitals.

#### Hospice Care:

Hospice is a special form of care that is designed to provide comfort and support for those who are facing a terminal illness. It is a compassionate form of care that promotes dignity and affirms quality of life for the patient, family members and other loved-ones.

Individuals with a terminal illness such as heart disease, pulmonary disease, dementia, Alzheimer's, HIV/AIDS or cancer are considered eligible for hospice care, if they have a life expectancy of six months or less.

Amedisys' specialized team of hospice professionals works with the patient, family members and attending physician to develop a plan of care that will best meet the patient's and family's needs.

Our team is a dedicated support network for the patient and includes:

- The Patient and Family
- Attending Physician
- Hospice Physician
- Nurses
- Social Workers

- Home Health Aides
- Volunteers
- Bereavement Counselors
- Spiritual Counselors

We began establishing palliative care services in selected markets during 2012. Palliative care provides pain and symptom management to patients living with a chronic disease. We utilize nurse practitioners working with collaborating physicians to treat patients who are not hospice eligible but need palliation to manage their disease.

#### Financial Information:

Financial information for our home health and hospice segments can be found in our consolidated financial statements included in this Annual Report on Form 10-K.

#### **Vision, Mission and Strategy**

***Our Vision:*** To be the premier “health care at home” company in the communities we serve.

***Our Mission:*** To provide cost-efficient, quality health care services to the patients entrusted to our care.

***Our Strategy:*** To focus on clinical and operational excellence, as well as differentiated growth.

#### Clinical Excellence

**Deliver high quality patient outcomes.** We believe the clinical outcomes we have achieved for our home health patients are among the best in the industry. This can be seen in quality data collected and reported by CMS, which shows that for the twelve month period ending September 2012 we met or exceeded 7 out of the 9 measurement categories in the footprint we serve and were above the national average in 6 out of the 9 measurement categories.

**Deploy technology to better coordinate and standardize care for our patients across the continuum.** We have adopted technology to provide better, more efficient care for patients, including telemonitoring and a laptop point-of-care (POC) system that enable us to provide a uniform standard of high quality care. Additionally, we have designed a method of communicating electronically with patients’ supervising physicians to provide seamless, real-time access to patient data through our MercuryDoc system.

**Provide clinical care programs with a highly-skilled clinical team.** We have led, and intend to continue to lead, the industry in clinical care and we believe our team members are some of the best in the industry at delivering care to our patients.

#### Operational Excellence

**Proven operating model.** Our size allows us to take advantage of certain economies of scale in billing, accounting, marketing, training, purchasing and information technologies. We have developed an operating model that we believe provides a successful balance between the roles and responsibilities undertaken by our care centers and the roles and responsibilities undertaken by our consolidated corporate operations.

**Integrated technology and management systems.** We have invested significant time and resources in our information technology and real-time management and monitoring capabilities. For example, we have POC laptop devices, developed and deployed a proprietary, Windows™-based clinical software system and implemented an electronic physician communication system (MercuryDoc), which together are used to collect assessment data, schedule and log patient visits, communicate with our patients’ physicians regarding plans of

care and monitor treatments and outcomes in accordance with established medical standards. We believe that our investments in technology have helped us enhance our internal financial and compliance controls, and—most importantly—improve the quality of care we provide to our patients, permitting our patients to achieve better outcomes more rapidly than before.

**Strengthen our operational infrastructure.** At the care center level, we have strived to develop a cost-efficient operating model and are currently working towards sharing resources among our care centers that are located within a reasonable proximity to one another to further improve our operating model. We manage all patient care and utilization on a real-time basis from both a clinical and financial perspective through a system of exception reporting. At the corporate level, our geographic focus and investment in infrastructure and information systems enable us to leverage regional and senior management resources. We believe that it is essential that we strengthen our financial and clinical infrastructure in order to increase our scalability and operating efficiency.

#### Differentiated Growth

**Emphasize internal growth.** We believe the rapidly growing population of aging Americans, particularly the baby boomer population currently ages 49 to 67, will create a significant need for home health and hospice providers to deliver cost-effective, quality health care for complex chronic conditions. We plan to target growth in geographic markets in which we already have a significant market presence. We believe this strategy will offer more efficiencies as we look to share resources among our care centers that are located within a reasonable proximity to one another. We intend to focus on the internal growth of our Medicare patient admissions by: continued development and deployment of our specialty programs, continued referral source communication enhancements, pursuing targeted start-ups, achieving clinical differentiation, and entering into new managed care contracts and health system and hospital partnerships.

**Pursue strategic acquisition opportunities.** We believe our focus on evidence-based, high quality health care, our strong infrastructure, including our people, processes and technology, as well as our financial strength provide us with a strategic advantage when assessing potential acquisitions. In evaluating strategic acquisitions, we strive to employ a disciplined strategy based on defined criteria, which include, but are not limited to, clinical excellence, high-quality service, a sound compliance track record, a strong referral base and a compatible payor mix. In addition to our acquisitions, we are currently pursuing partnerships or joint ventures with health systems and hospitals.

#### **Our Employees**

At February 28, 2013, we employed approximately 15,200 employees, consisting of approximately 11,600 home health care employees, 2,400 hospice care employees and 1,200 corporate and divisional support employees.

#### **Payment for Our Services**

##### Home Health Medicare

The Medicare home health benefit is available both for patients who need care following discharge from a hospital and patients who suffer from chronic conditions that require ongoing but intermittent care. As a condition of participation under Medicare, beneficiaries must be homebound (meaning that the beneficiary is unable to leave his/her home without a considerable and taxing effort), require intermittent skilled nursing, physical therapy or speech therapy services, and receive treatment under a plan of care established and periodically reviewed by a physician. Medicare rates are based on the severity of the patient's condition, his or her service needs and other factors relating to the cost of providing services and supplies, bundled into 60-day episodes of care. An episode starts with the first day a billable visit is performed and ends 60 days later or upon discharge, if earlier. If a patient is still in treatment on the 60<sup>th</sup> day, a recertification assessment is undertaken to determine whether the patient needs additional care. If the patient's physician determines that further care is necessary, another episode begins on the 61<sup>st</sup> day (regardless of whether a billable visit is rendered on that day) and ends 60 days later. The first day of a consecutive episode, therefore, is not necessarily the new episode's first billable visit.

CMS added two regulations to the Medicare prospective payment system (“PPS”) that became effective April 1, 2011: (1) a face-to-face encounter requirement and (2) changes to the therapy assessment schedule, which require additional patient evaluations and certifications. As a condition for Medicare payment, the first regulation mandates that prior to certifying a patient’s eligibility for the home health benefit, the certifying physician must document that he or she, or an allowed non-physician practitioner, has had a face-to-face encounter with the patient. The second regulation mandates that periodic assessments be made by a professional qualified therapist at designated intervals, including at least once every 30 days during a therapy patient’s course of treatment.

Annually, the Medicare program base episodic rates are set through Federal legislation, as follows:

<u>Period</u>	<u>Base episode payment</u>
January 1, 2010 through December 31, 2010 .....	\$2,313
January 1, 2011 through December 31, 2011 .....	2,192
January 1, 2012 through December 31, 2012 .....	2,139
January 1, 2013 through December 31, 2013 .....	2,138

Payments can be adjusted for: (a) an outlier payment if our patient’s care was unusually costly; (b) a low utilization payment adjustment (“LUPA”) if the number of visits during the episode was fewer than five; (c) a partial payment if our patient transferred to another provider or we received a patient from another provider before completing the episode; (d) a payment adjustment based upon the level of therapy services required (with various incremental adjustments made for additional visits, with larger payment increases associated with the sixth, fourteenth and twentieth visit thresholds); (e) the number of episodes of care provided to a patient, regardless of whether the same home health provider provided care for the entire series of episodes; (f) changes in the base episode payments established by the Medicare program; (g) adjustments to the base episode payments for case mix and geographic wages; and (h) recoveries of overpayments. In addition, Medicare can also make various adjustments to payments received if we are unable to produce appropriate billing documentation or acceptable authorizations.

Home Health Non-Medicare

Payments from Medicaid and private insurance carriers are based on episodic-based rates (60-day episode of care) or per visit rates depending upon the terms and conditions established with such payors. Episodic-based rates paid by our non-Medicare payors are paid in a similar manner and subject to the same adjustments as discussed above for Medicare; however, these rates can vary based upon negotiated terms.

Hospice Medicare

The Medicare hospice benefit is also available to Medicare-eligible patients with terminal illnesses, certified by a physician, where life expectancy is six months or less. Medicare rates are based on standard prospective rates for delivering care over a base 90-day or 60-day period (90-day episodes of care for the first two episodes and 60-day episodes of care for any subsequent episodes). Payments are based on daily rates for each day a beneficiary is enrolled in the hospice benefit. Rates are set based on specific levels of care, are adjusted by a wage index to reflect health care labor costs across the country and are established annually through Federal legislation. The levels of care are routine care, general inpatient care, continuous home care and respite care. For 2012, our Medicare routine care revenue accounted for approximately 99% of our total Medicare hospice service revenue and our average Medicare reimbursement was \$146 per routine care day.

We bill Medicare for hospice services on a monthly basis and our payments are subject to two fixed annual caps, which are assessed on a provider number basis. Generally, each hospice care center has its own provider number. However, where we have created branch care centers to help our parent care centers serve a geographic location, the parent and branch may have the same provider number. The annual caps per patient, known as hospice caps,

are calculated and published by the Medicare fiscal intermediary on an annual basis and cover the twelve month period from November 1 through October 31. The caps can be subject to annual and retroactive adjustments, which can cause providers to owe money back to Medicare if such caps are exceeded.

The two caps are detailed below:

- ***Inpatient Cap.*** This cap limits the number of days of inpatient care (both respite and general) under a provider number to 20% of the total number of days of hospice care (both inpatient and in-home) furnished to all patients served. The daily payment rate for any inpatient days of service in excess of the cap amount is calculated at the routine home care rate, with excess amounts due back to Medicare; and
- ***Overall Payment Cap.*** This cap is calculated by the Medicare fiscal intermediary at the end of each hospice cap period to determine the maximum allowable payments per provider number. We estimate our potential cap exposure using information available for both inpatient day limits as well as per beneficiary cap amounts. The total cap amount for each provider is calculated by multiplying the number of beneficiaries electing hospice care during the period by a statutory amount that is indexed for inflation.

Our ability to stay within these limitations depends on a number of factors, each determined on a provider number basis, including the average length of stay and mix in level of care.

Effective April 1, 2011, CMS implemented its hospice regulation requiring that a hospice physician or nurse practitioner have a face-to-face encounter with hospice patients during the 30 day period prior to the 180th-day recertification (third benefit period) and each subsequent recertification, to gather clinical findings to determine continued eligibility for hospice care, and that the certifying hospice physician or nurse practitioner attest that such a visit took place.

#### Hospice Non-Medicare

Non-Medicare payors pay at rates different from established Medicare rates for hospice services, which are based on separate, negotiated agreements. We bill and are paid based on these agreements.

#### **Controls over Our Business System Infrastructure**

We establish and maintain processes and controls over coding, clinical operations, billing, patient recertifications and compliance to help monitor and promote compliance with Medicare requirements.

- ***Coding***—Specified diagnosis codes are assigned to each of our patients based on their particular health condition and ailment (such as diabetes, coronary artery disease or congestive heart failure). Because coding regulations are complex and are subject to frequent change, we maintain controls surrounding our coding process. In order to reduce associated risk, we provide coding training and annual update training for new care center directors and clinical managers; provide coding training during orientation for new employees; provide monthly specialized coding education; circulate a clinical operations quality newsletter; obtain outside expert coding instruction; utilize coding software in our POC system; and have automated coding edits based on pre-defined compliance metrics in our POC system.
- ***Clinical Operations***—Regulatory requirements allow patients to be admitted to home health care if they are considered homebound and require certain clinical services. These clinical services include: educating the patient about their disease; assessment and observation of disease status; delivery of clinical skills such as wound care; administration of injections or intravenous fluids; and management and evaluation of a patient's plan of care. In order to help monitor and promote compliance with regulatory requirements, we complete audits of patient charts; administer survey guideline education; hold recurrent homecare regulatory education; utilize outside expert regulatory services; and have a toll-free hotline to offer additional assistance.

- **Billing**—We maintain controls over our billing processes to help promote accurate and complete billing. In order to promote the accuracy and completeness of our billing, we have annual billing compliance testing; use formalized billing attestations; limit access to billing systems; hold weekly operational meetings; use automated daily billing operational indicators; and take prompt corrective action with employees who knowingly fail to follow our billing policies and procedures in accordance with a well-publicized “Zero Tolerance Policy”.
- **Patient Recertification**—In order to be recertified for an additional episode of care, a patient must continue to meet qualifying criteria and have a continuing medical need. This could be caused by changes to the patient’s medical regimen or by modified care protocols within the episode of care. The patient’s progress towards goals is evaluated prior to recertification. As with the initial episode of care, a recertification requires approval of the patient’s physician. Before any employee recommends recertification to a physician, we conduct a care center level, multidisciplinary care team conference. We also monitor centralized automated compliance recertification metrics to identify, monitor, and, where we deem appropriate, audit care centers that have relatively high recertification levels.
- **Compliance**—The quality and reputation of our personnel and operations are critical to our success. We develop, implement and maintain ethics, compliance and quality improvement programs as a component of the centralized corporate services provided to our home health and hospice care centers. Our ethics and compliance program includes a Code of Ethical Business Conduct for our employees, officers, directors and affiliates and a process for reporting regulatory or ethical concerns to our Chief Compliance Officer through a confidential hotline, which is augmented by exit interviews of departing employees and monthly interviews with randomly-selected, current employees. We promote a culture of compliance within our company through persistent messages from our senior leadership concerning the necessity of strict compliance with legal requirements and company policies and procedures. We also employ a comprehensive compliance training program that includes mandatory compliance training and testing for all new employees upon hire and annually for all staff thereafter. In addition to our compliance training, we also conduct numerous proactive, compliance audits based on key risk metrics, which are conducted by clinical auditors who work for our Compliance Department.

### **Our Regulatory Environment**

We are highly regulated by Federal, state and local authorities. Regulations and policies frequently change, and we monitor changes through trade and governmental publications and associations. Our home health and hospice subsidiaries are certified by CMS and therefore are eligible to receive payment for services through the Medicare system.

We are also subject to Federal, state and local laws and regulations dealing with issues such as occupational safety, employment, medical leave, insurance, civil rights, discrimination, building codes, environmental issues and adverse event reporting and recordkeeping. Federal, state and local governments are expanding the number of regulatory requirements on businesses.

We have set forth below a discussion of the regulations that we believe most significantly affect our home health and hospice businesses.

### ***Licensure, Certificates of Need (CON) and Permits of Approval (POA)***

Home health and hospice care centers operate under licenses granted by the health authorities of their respective states. Additionally, certain states, including a number in which we operate, carefully restrict new entrants into the market based on demographic and/or competitive changes. In such states, expansion by existing providers or entry into the market by new providers is permitted only where a given amount of unmet need exists, resulting either from population increases or a reduction in competing providers. These states ration the availability of markets through a CON process, which is periodically evaluated. Currently, state health authorities in 17 states



and the District of Columbia and Puerto Rico require a CON or, in the State of Arkansas, a POA, in order to establish and operate a home health care center, and state health authorities in 12 states and the District of Columbia and Puerto Rico require a CON to operate a hospice care center.

We operate home health care centers in the following CON states: Alabama, Alaska, Arkansas (POA), Georgia, Kentucky, Maryland, Mississippi, New Jersey, New York, North Carolina, South Carolina, Tennessee, Washington and West Virginia, as well as the District of Columbia and Puerto Rico. We provide hospice related services in the following CON states: Alabama, Maryland, North Carolina, Tennessee, Washington and West Virginia.

In every state where required, our locations possess a license and/or CON or POA issued by the state health authority that determines the local service areas for the home health or hospice care center. In general, the process for opening a home health or hospice care center begins by a provider submitting an application for licensure and certification to the state and Federal regulatory bodies, which is followed by a testing period of transmitting data from the applicant to CMS. Once this process is complete, the care center receives a provider agreement and corresponding number and can begin billing for services that it provides. For those states that require a CON or POA, the provider must also complete a separate application process before billing can commence. In addition, states with CON and POA laws place limits on the construction and acquisition of health care facilities and operations and the expansion of existing facilities and services. In these states, approvals are required for capital expenditures exceeding amounts above the prescribed thresholds.

State CON and POA laws generally provide that, prior to the addition of new capacity, the construction of new facilities or the introduction of new services, a designated state health planning agency must determine that a need exists for those beds, facilities or services. The process is intended to promote comprehensive health care planning, assist in providing high-quality health care at the lowest possible cost and avoid unnecessary duplication by ensuring that only those health care facilities and operations that are needed will be built and opened.

#### ***Professional Licensure, Certification, Accreditation and Related Laws and Guidelines***

We have invested in new business lines that are complementary to our existing home health and hospice businesses, but require compliance with additional regulatory requirements. These new business lines consist of (i) palliative care, which is designed to relieve pain and suffering for patients who do not qualify for, or have not elected, the hospice benefit, and (ii) house calls medical practices. These new practices are billed pursuant to Medicare Part B, rather than Medicare Part A which governs both home health and hospice, and utilize house calls nurse practitioners (“NPs”), physician assistants (“PAs”) and physicians (collectively with NPs and PAs, “Clinical Professionals”). Our Clinical Professionals are subject to numerous federal, state and local licensing laws and regulations, relating to, among other things, professional credentialing and professional ethics. Clinical Professionals are also subject to state and Federal regulation regarding prescribing medication and controlled substances. Each state defines the scope of practice of Clinical Professionals through legislation and through the respective Boards of Medicine and Nursing, and many states require that NPs and PAs work in collaboration with or under the supervision of a physician. These requirements may vary significantly from state to state. There are penalties for non-compliance with these laws and standards, including loss of professional license, civil or criminal fines and penalties, federal health care program disenrollment, loss of billing privileges, and exclusion from participation in various governmental and other third-party healthcare programs.

Reimbursement for palliative care and house calls services is generally conditioned on our Clinical Professionals providing the correct procedure and diagnosis codes and properly documenting both the service itself and the medical necessity for the service. Incorrect or incomplete documentation and billing information, or the incorrect selection of codes for the level and type of service provided, could result in non-payment for services rendered or lead to allegations of billing fraud.

### ***Medicare Participation***

Our care centers must comply with regulations promulgated by the United States Department of Health and Human Services in order to participate in the Medicare program and receive Medicare payments. Among other things, these regulations, known as “conditions of participation,” relate to the type of facility, its personnel and its standards of medical care, as well as its compliance with state and local laws and regulations. CMS has indicated that it will be revising the current home health conditions of participation but has not yet announced the publication date of such revisions. In 2012, CMS adopted alternative sanction enforcement options which allow CMS (i) effective July 1, 2013, to impose temporary management, direct plans of correction, or direct training, and (ii) effective July 1, 2014, to impose payment suspensions and civil monetary penalties in each case on providers out of compliance with the conditions of participation.

CMS has engaged a number of third party firms, including Recovery Audit Contractors (“RACs”), Program Safeguard Contractors (“PSCs”), Zone Program Integrity Contractors (“ZPICs”) and Medicaid Integrity Contributors (“MICs”), to conduct extensive reviews of claims data and state and Federal government health care program laws and regulations applicable to healthcare providers. These audits evaluate the appropriateness of billings submitted for payment. In addition to identifying overpayments, audit contractors can refer suspected violations of law to government enforcement authorities.

### ***Federal and State Anti-Fraud and Anti-Kickback Laws***

As a provider under the Medicare and Medicaid systems, we are subject to various anti-fraud and abuse laws, including the Federal health care programs’ anti-kickback statute and, where applicable, its state law counterparts. Subject to certain exceptions, these laws prohibit any offer, payment, solicitation or receipt of any form of remuneration to induce or reward the referral of business payable under a government health care program or in return for the purchase, lease, order, arranging for, or recommendation of items or services covered under a government health care program. Affected government health care programs include any health care plans or programs that are funded by the United States government (other than certain Federal employee health insurance benefits/programs), including certain state health care programs that receive Federal funds, such as Medicaid. A related law forbids the offer or transfer of anything of value, including certain waivers of co-payment obligations and deductible amounts, to a beneficiary of Medicare or Medicaid that is likely to influence the beneficiary’s selection of health care providers, again subject to certain exceptions. Violations of the anti-fraud and abuse laws can result in the imposition of substantial civil and criminal penalties and, potentially, exclusion from furnishing services under any government health care program. In addition, the states in which we operate generally have laws that prohibit certain direct or indirect payments or fee-splitting arrangements between health care providers where they are designed to obtain the referral of patients from a particular provider.

### ***Stark Laws***

Congress adopted legislation in 1989, known as the “Stark Law,” that generally prohibited a physician from ordering clinical laboratory services for a Medicare beneficiary where the entity providing that service has a financial relationship (including direct or indirect ownership or compensation relationships) with the physician (or a member of his/her immediate family), and further prohibits such entity from billing for or receiving payment for such services, unless a specified exception is available. The Stark Law was amended through additional legislation, known as “Stark II,” which became effective January 1, 1993. That legislation extended the Stark Law prohibitions beyond clinical laboratory services to a more extensive list of statutorily defined “designated health services,” which includes, among other things, home health services, durable medical equipment and outpatient prescription drugs. Violations of the Stark Law result in payment denials and may also trigger civil monetary penalties and program exclusion. Several of the states in which we conduct business have also enacted statutes similar in scope and purpose to the Federal fraud and abuse laws and the Stark Laws. These state laws may mirror the Federal Stark Laws or may be different in scope. The available guidance and enforcement activity associated with such state laws varies considerably.

### ***Federal and State Privacy and Security Laws***

The Administrative Simplification provisions of the Health Insurance Portability and Accountability Act of 1996, as amended (“HIPAA”), directed that the Secretary of the U.S. Department of Health and Human Services (“HHS”) promulgate regulations prescribing standard requirements for electronic health care transactions and establishing protections for the privacy and security of individually identifiable health information, known as “protected health information.” The HIPAA transactions regulations establish form, format and data content requirements for most electronic health care transactions, such as health care claims that are submitted electronically. The HIPAA privacy regulations establish comprehensive requirements relating to the use and disclosure of protected health information. The HIPAA security regulations establish minimum standards for the protection of protected health information that is stored or transmitted electronically. Violations of the privacy and security regulations are punishable by civil and criminal penalties.

The American Recovery and Economic Reinvestment Act of 2009 (“ARRA”), signed into law by President Obama on February 17, 2009, contained significant changes to the privacy and security provisions of HIPAA, including major changes to the enforcement provisions. Among other things, ARRA significantly increased the amount of civil monetary penalties that can be imposed for violations of HIPAA. ARRA also authorized state attorneys general to bring civil enforcement actions under HIPAA. These enhanced penalties and enforcement provisions went into effect immediately upon enactment of ARRA. ARRA also required that HHS promulgate regulations requiring that certain notifications be made to individuals, to HHS and potentially to the media in the event of breaches of the privacy of protected health information. These breach notification regulations went into effect on September 23, 2009, and HHS began to enforce violations on February 22, 2010. Violations of the breach notification provisions of HIPAA can trigger the increased civil monetary penalties described above.

ARRA’s numerous other changes to HIPAA have delayed effective dates and require the issuance of implementing regulations by HHS. On July 14, 2010, the HHS Office for Civil Rights (“OCR”) published proposed regulations designed to implement a number of changes called for by ARRA, but the proposed regulations have not yet been finalized. The changes to HIPAA enacted as part of ARRA reflect a Congressional intent that HIPAA’s privacy and security provisions be more strictly enforced. It is likely that these changes will stimulate increased enforcement activity and enhance the potential that health care providers will be subject to financial penalties for violations of HIPAA.

In addition to the Federal HIPAA regulations, most states also have laws that protect the confidentiality of health information. Also, in response to concerns about identity theft, many states have adopted so-called “security breach” notification laws that may impose requirements regarding the safeguarding of personal information, such as social security numbers and bank and credit card account numbers, and that impose an obligation to notify persons when their personal information has or may have been accessed by an unauthorized person. Some state security breach notification laws may also impose physical and electronic security requirements. Violation of state security breach notification laws can trigger significant monetary penalties.

### ***The False Claims Act***

The Federal False Claims Act gives the Federal government an additional way to police false bills or requests for payment for health care services. Under the False Claims Act, the government may fine any person who knowingly submits, or participates in submitting, claims for payment to the Federal government which are false or fraudulent, or which contain false or misleading information. Any person who knowingly makes or uses a false record or statement to avoid paying the Federal government, or knowingly conceals or avoids an obligation to pay money to the Federal government, may also be subject to fines under the False Claims Act. Under the False Claims Act, the term “person” means an individual, company, or corporation. The Federal government has widely used the False Claims Act to prosecute Medicare and other governmental program fraud in areas such as violations of the Federal anti-kickback statute or the Stark Laws, coding errors, billing for services not provided, and submitting false cost reports. The False Claims Act has also been used to prosecute people or entities that bill services at a higher reimbursement rate than is allowed and that bill for care that is not medically necessary. In

addition to government enforcement, the False Claims Act authorizes private citizens to bring qui tam or “whistleblower” lawsuits, greatly extending the practical reach of the False Claims Act. The penalty for violation of the False Claims Act is a minimum of \$5,500 for each fraudulent claim plus three times the amount of damages caused to the government as a result of each fraudulent claim.

The Fraud Enforcement and Recovery Act of 2009 (“FERA”) amended the False Claims Act with the intent of enhancing the powers of government enforcement authorities and whistleblowers to bring False Claims Act cases. In particular, FERA attempts to clarify that liability may be established not only for false claims submitted directly to the government, but also for claims submitted to government contractors and grantees. FERA also seeks to clarify that liability exists for attempts to avoid repayment of overpayments, including improper retention of Federal funds. FERA also included amendments to False Claims Act procedures, expanding the government’s ability to use the Civil Investigative Demand process to investigate defendants, and permitting government complaints in intervention to relate back to the filing of the whistleblower’s original complaint. FERA is likely to increase both the volume and liability exposure of False Claims Act cases brought against health care providers.

In addition to the False Claims Act, the Federal government may use several criminal statutes to prosecute the submission of false or fraudulent claims for payment to the Federal government. Many states have similar false claims statutes that impose liability for the types of acts prohibited by the False Claims Act. As part of the Deficit Reduction Act of 2005 (the “DRA”), Congress provided states an incentive to adopt state false claims acts consistent with the Federal False Claims Act. Additionally, the DRA required providers who receive \$5 million or more annually from Medicaid to include information on Federal and state false claims acts, whistleblower protections and the providers’ own policies on detecting and preventing fraud in their written employee policies.

#### ***Civil Monetary Penalties***

The United States Department of Health and Human Services may impose civil monetary penalties upon any person or entity who presents, or causes to be presented, certain ineligible claims for medical items or services. The amount of penalties varies, depending on the offense, from \$2,000 to \$50,000 per violation. In addition, persons who have been excluded from the Medicare or Medicaid program and still retain ownership in a participating entity, or who contract with excluded persons, may be penalized. Penalties also are applicable in certain other cases, including violations of the Federal anti-kickback statute, payments to limit certain patient services and improper execution of statements of medical necessity.

#### ***FDA Regulation***

The U.S. Food and Drug Administration (“FDA”) regulates medical device user facilities, which include home health care providers. FDA regulations require user facilities to report patient deaths and serious injuries to FDA and/or the manufacturer of a device used by the facility if the device may have caused or contributed to the death or serious injury of any patient. FDA regulations also require user facilities to maintain files related to adverse events and to establish and implement appropriate procedures to ensure compliance with the above reporting and recordkeeping requirements. User facilities are subject to FDA inspection, and noncompliance with applicable requirements may result in warning letters or sanctions including civil monetary penalties, injunction, product seizure, criminal fines and/or imprisonment.

#### ***Patient Protection and Affordable Care Act***

In March 2010, comprehensive health care reform legislation was signed into law in the United States through the passage of the Patient Protection and Affordable Care Act and the Health Care and Education Reconciliation Act (collectively, “PPACA”). However, it is difficult to predict the full impact of PPACA due to the law’s complexity and current lack of full implementing regulations or interpretive guidance, as well our inability to foresee how CMS and other participants in the health care industry will respond to the choices available to them

under the law. Many provisions in PPACA are scheduled to become effective over the next several years, but many of the implementing regulations for these statutory provisions have not yet been published. PPACA calls for a number of changes to be made over time that will likely have a significant impact upon the health care delivery system. For example, PPACA mandates decreases in home health reimbursement rates, including a rebasing of the home health payment system beginning in 2014 that will be phased in over a four-year period. These reimbursement changes are described in detail in Part II, Item 7, "Recent Developments." PPACA has established a number of new requirements impacting our business operations, and promises to give rise to other changes that could significantly impact our businesses in the future. For example, PPACA also mandates the creation of a home health value-based purchasing program, the development of quality measures, and the testing of alternative payment and delivery models, including ACOs and the Bundled Payments for Care Improvement initiative. See Part 1, Item IA, "Risk Factors," "Risks Related to Laws and Government Regulations" for a more complete discussion of PPACA and the risks it presents to our businesses.

### **Our Competitors**

There are few barriers to entry in the home health and hospice jurisdictions that do not require certificates of need or permits of approval. Our primary competition in these jurisdictions comes from local privately, publicly, and hospital-owned health care providers. We compete based on the availability of personnel, the quality of services, expertise of visiting staff, and, in certain instances, on the price of our services. In addition, we compete with a number of non-profit organizations that finance acquisitions and capital expenditures on a tax-exempt basis or receive charitable contributions that are unavailable to us.

### **Available Information**

Our company website address is [www.amedisys.com](http://www.amedisys.com). We use our website as a channel of distribution for important company information. Important information, including press releases, analyst presentations and financial information regarding our company, is routinely posted on and accessible on the Investor Relations subpage of our website, which is accessible by clicking on the tab labeled "Investors" on our website home page. We also use our website to expedite public access to time-critical information regarding our company in advance of or in lieu of distributing a press release or a filing with the SEC disclosing the same information. Therefore, investors should look to the "Investors" subpage of our web site for important and time-critical information. Visitors to our website can also register to receive automatic e-mail and other notifications alerting them when new information is made available on the "Investors" subpage of our website. In addition, we make available on the Investors subpage of our website (under the link "SEC Filings"), free of charge, our annual reports on Form 10-K, quarterly reports on Form 10-Q, current reports on Form 8-K, ownership reports on Forms 3, 4 and 5 and any amendments to those reports as soon as practicable after we electronically file such reports with the SEC. Further, copies of our Certificate of Incorporation and Bylaws, our Code of Ethical Business Conduct, our Corporate Governance Guidelines and the charters for the Audit, Compensation, Nominating and Corporate Governance and Quality of Care Committees of our Board are also available on the Investors subpage of our website (under the link "Corporate Governance").

Additionally, the public may read and copy any of the materials we file with the SEC at the SEC's Public Reference Room at 100 F Street, NE, Room 1580, Washington, D.C. 20549. Information on the operation of the Public Reference Room may be obtained by calling the SEC at (800) SEC-0330. Our electronically filed reports can also be obtained on the SEC's internet site at <http://www.sec.gov>.

## ITEM 1A. RISK FACTORS

*The risks described below, and risks described elsewhere in this Form 10-K, could have a material adverse effect on our business and consolidated financial condition, results of operations and cash flows and the actual outcome of matters as to which forward-looking statements are made in this Form 10-K. The risk factors described below and elsewhere in this Form 10-K are not the only risks faced by Amedisys. Our business and consolidated financial condition, results of operations and cash flows may also be materially adversely affected by factors that are not currently known to us, by factors that we currently consider immaterial or by factors that are not specific to us, such as general economic conditions.*

*If any of the following risks are actually realized, our business and consolidated financial condition, results of operations and cash flows could be materially adversely affected. In that case, the trading price of our common stock could decline.*

*You should refer to the explanation of the qualifications and limitations on forward-looking statements under “Special Caution Concerning Forward-Looking Statements.” All forward-looking statements made by us are qualified by the risk factors described below.*

### **Risks Related to Reimbursement**

***Because a high percentage of our revenue is derived from Medicare, reductions in Medicare rates, rate increases that do not cover cost increases and/or significant changes to the Medicare payment methodology or eligibility requirements could have a material adverse effect on our business and consolidated financial condition, results of operations and cash flows.***

Our net service revenue is primarily derived from Medicare, which accounted for 82%, 85% and 86% of our revenue during 2012, 2011 and 2010, respectively. Payments received from Medicare are subject to changes made through Federal legislation. These changes, as further detailed in Item 1, “Payment for Our Services,” can include changes to base episode payments and adjustments for home health services, changes to cap limits and per diem rates for hospice services and changes to Medicare eligibility and documentation requirements or changes designed to restrict utilization. When such changes are implemented, we must also modify our internal billing processes and procedures accordingly, which can require significant time and expense. Any similar changes, including retroactive adjustments, adopted in the future by CMS could have a material adverse effect on our business and consolidated financial condition, results of operations and cash flows.

There are continuing efforts to reform governmental health care programs that could result in major changes in the health care delivery and reimbursement system on a national and state level, including changes directly impacting the reimbursement systems for our home health and hospice care centers. Though we cannot predict what, if any, reform proposals will be adopted, health care reform and legislation may have a material adverse effect on our business and our financial condition, results of operations and cash flows through decreasing payments made for our services. We could be affected adversely by the continuing efforts of governmental and private third party payors to contain health care costs. We cannot assure you that reimbursement payments under governmental and private third party payor programs, including Medicare supplemental insurance policies, will remain at levels comparable to present levels or will be sufficient to cover the costs allocable to patients eligible for reimbursement pursuant to these programs. These changes could have a material adverse effect on our business and consolidated financial condition, results of operations and cash flows.

***Our hospice operations are subject to two annual Medicare caps. If such caps were to be exceeded by any of our hospice providers, our business and consolidated financial condition, results of operations and cash flows could be materially adversely affected.***

With respect to our hospice operations, overall payments made by Medicare to each provider number (generally corresponding to a hospice care center) are subject to an inpatient cap amount and an overall payment cap, which are calculated and published by the Medicare fiscal intermediary on an annual basis covering the period from

November 1 through October 31. If payments received by any one of our hospice provider numbers exceeds either of these caps, we may be required to reimburse Medicare for payments received in excess of the caps, which could have a material adverse effect on our business and consolidated financial condition, results of operations and cash flows.

***The economic downturn, any deepening of the economic downturn, continued deficit spending by the Federal government or state budget pressures may result in a reduction in payments and covered services.***

Adverse developments in the United States could lead to a reduction in Federal government expenditures, including governmentally funded programs in which we participate, such as Medicare and Medicaid. In addition, if at any time the Federal government is not able to meet its debt payments unless the Federal debt ceiling is raised, and legislation increasing the debt ceiling is not enacted, the Federal government may stop or delay making payments on its obligations, including funding for government programs in which we participate, such as Medicare and Medicaid. Failure of the government to make payments under these programs could have a material adverse effect on our business and consolidated financial condition, results of operations and cash flows. Further, any failure by the United States Congress to complete the Federal budget process and fund government operations may result in a Federal government shutdown, potentially causing us to incur substantial costs without reimbursement under the Medicare program, which could have a material adverse effect on our business and consolidated financial condition, results of operations and cash flows. As an example, the failure of the 2011 Joint Select Committee to meet its Deficit Reduction goal will result in an automatic reduction in Medicare home and hospice payments of 2% in 2013. Currently, the 2% reduction has been postponed until April 1, 2013.

Historically, state budget pressures have resulted in reductions in state spending. Given that Medicaid outlays are a significant component of state budgets, we can expect continuing cost containment pressures on Medicaid outlays for our services. In addition, continued unfavorable economic conditions may affect the number of patients enrolled in managed care programs and the profitability of managed care companies, which could result in reduced payment rates and could have a material adverse effect on our business and consolidated financial condition, results of operations and cash flows.

***Future cost containment initiatives undertaken by private third party payors may limit our future revenue and profitability.***

Our non-Medicare revenue and profitability are affected by continuing efforts of third party payors to maintain or reduce costs of health care by lowering payment rates, narrowing the scope of covered services, increasing case management review of services and negotiating pricing. There can be no assurance that third party payors will make timely payments for our services, and there is no assurance that we will continue to maintain our current payor or revenue mix. We are continuing our efforts to develop our non-Medicare sources of revenue and any changes in payment levels from current or future third party payors could have a material adverse effect on our business and consolidated financial condition, results of operations and cash flows.

**Risks Related to Laws and Government Regulations**

***We are the subject of a number of inquiries by the Federal government, any of which could result in substantial penalties against us.***

We are the subject of a number of inquiries by the Federal government, and we have made voluntary disclosures to the Federal government concerning several matters. During the 111<sup>th</sup> and 112<sup>th</sup> United States Congresses, the Senate Finance Committee conducted an inquiry focused on the major publicly traded home health corporations, relating to our policies and practices regarding home therapy visits and therapy utilization trends. On October 3, 2011, the Senate Finance Committee publicly issued a report titled “Staff Report on Home Health and the Medicare Therapy Threshold,” which recommended that CMS “must move toward taking therapy out of the payment model.” Following the initiation in May 2010 of the Senate Finance Committee inquiry, we, as well as the other major publicly traded home health care companies, received a notice of formal investigation from the SEC accompanied by a subpoena for documents relating to the matters under review by the Senate Finance

Committee and other matters involving our operations. We also received Civil Investigative Demands (“CIDs”) issued by the U.S. Department of Justice (“DOJ”) pursuant to the Federal False Claims Act, requiring the delivery of a wide range of documents and information relating to our clinical and business operations, including reimbursement and billing claims submitted to Medicare for home health services, and related compliance activities. Subsequently, the Company and certain current and former employees have received additional CIDs from DOJ for information and/or testimony. In May 2012, we made a disclosure to CMS under that agency’s Stark Law Self-Referral Disclosure Protocol relating to certain services agreements between a subsidiary of ours and a large physician group. In addition, we made disclosure to various governmental agencies, including, in October 2012, to the Office of Counsel to the Inspector General of the United States Department of Health and Human Services (the “OIG”) pursuant to the OIG Provider Self-Disclosure Protocol regarding certain clinical documentation issues and eligibility requirements at two hospice care centers. We cooperated with the Senate Finance Committee inquiry, are cooperating with the ongoing DOJ investigations and voluntary self-disclosures, and are responding to all government requests. However, we cannot predict when these matters will be resolved, the outcome of these matters or their impact on our business. An adverse outcome in these matters could include the commencement of civil and/or criminal proceedings, as well as substantial fines, penalties and/or administrative remedies, including the loss of the right to participate in the Medicare program. In addition, resolution of these matters could involve the imposition of additional and costly compliance obligations. Finally, if these matters continue over a long period of time, they could divert the attention of management from the day-to-day operations of our business and impose significant administrative burdens on us. These potential consequences, as well as any adverse outcome from these investigations or other investigations initiated by the government at any time, could have a material adverse effect on our business and consolidated financial condition, results of operations and cash flows.

***Pending civil litigation could have a material adverse effect on the Company.***

We and certain of our current and former directors, senior executives and other employees are defendants in a Federal securities class action, an ERISA class action and a shareholder derivative action. We are also a defendant in several wage and hour law putative collective and class action lawsuits. See Part IV, Item 15, “Note 10, Commitments and Contingencies” for a more detailed description of these proceedings. These actions remain in preliminary stages and it is not yet possible to assess their probable outcome or our potential liability, if any. We cannot provide any assurances that the legal and other costs associated with the defense of these actions, the amount of time required to be spent by management on these matters and the ultimate outcome of these actions will not have a material adverse effect on our business and consolidated financial condition, results of operations and cash flows.

***Our insurance may not cover all of the costs associated with defending the pending Federal securities class action, ERISA class action and shareholder derivative action and the ongoing Federal government investigation, and any potential liability costs associated with such matters, and we maintain no insurance that covers any portion of the pending wage and hour putative collective and class action lawsuits.***

With respect to the pending securities and ERISA class actions, the shareholder derivative action and the ongoing Federal government investigations, we maintain directors’ and officers’ liability insurance that we believe should cover a portion of the legal costs and potential liability costs associated with certain of these matters. However, such insurance coverage does not extend to all of these expenditures, and the insurance limits may be insufficient even with respect to expenditures that would otherwise be covered. In addition, we may be obligated to indemnify (and advance legal expenses to) both current and former officers, employees and directors in connection with these matters. Furthermore, our insurance carriers may seek to deny coverage in some or all of these matters, in which case we may have to fund the indemnification amounts owed to such directors and officers ourselves. If our insurance coverage for any or some of these matters is denied or is not adequate, it may have a material adverse effect on our business and consolidated financial condition, results of operations and cash flows. We do not maintain any insurance that will cover any part of the wage and hour putative collective and class action lawsuits in which we are defendants.



***We are subject to extensive government regulation. Any changes to the laws and regulations governing our business, or to the interpretation and enforcement of those laws or regulations, could have a material adverse effect on our business and consolidated financial condition, results of operations and cash flows.***

Our industry is subject to extensive Federal and state laws and regulations. See Part I, Item 1, “Our Regulatory Environment” for additional information on such laws and regulations. Federal and state laws and regulations impact how we conduct our business, the services we offer and our interactions with patients, our employees and the public and impose certain requirements on us such as:

- licensure and certification;
- adequacy and quality of health care services;
- qualifications of health care and support personnel;
- quality and safety of medical equipment;
- confidentiality, maintenance and security issues associated with medical records and claims processing;
- relationships with physicians and other referral sources;
- operating policies and procedures;
- policies and procedures regarding employee relations;
- addition of facilities and services;
- billing for services;
- requirements for utilization of services; and
- reporting and maintaining records regarding adverse events.

These laws and regulations, and their interpretations, are subject to change. Changes in existing laws and regulations, or their interpretations, or the enactment of new laws or regulations could have a material adverse effect on our business and consolidated financial condition, results of operations and cash flows by:

- increasing our administrative and other costs;
- increasing or decreasing mandated services;
- causing us to abandon business opportunities we might have otherwise pursued;
- decreasing utilization of services;
- forcing us to restructure our relationships with referral sources and providers; or
- requiring us to implement additional or different programs and systems.

Additionally, we are subject to various routine and non-routine reviews, audits and investigations by the Medicare and Medicaid programs and other Federal and state governmental agencies, which have various rights and remedies against us if they assert that we have overcharged the programs or failed to comply with program requirements. Violation of the laws governing our operations, or changes in interpretations of those laws, could result in the imposition of fines, civil or criminal penalties, and the termination of our rights to participate in Federal and state-sponsored programs and/or the suspension or revocation of our licenses. If we become subject to material fines, or if other sanctions or other corrective actions are imposed on us, our business and consolidated financial condition, results of operations and cash flows could be materially adversely affected.

***We face periodic and routine reviews, audits and investigations under our contracts with Federal and state government agencies and private payors, and these audits could have adverse findings that may negatively impact our business.***

As a result of our participation in the Medicare and Medicaid programs, we are subject to various governmental reviews, audits and investigations to verify our compliance with these programs and applicable laws and

regulations. We also are subject to audits under various government programs, including the RAC, ZPIC, PSC and MIC programs, in which third party firms engaged by CMS conduct extensive reviews of claims data and medical and other records to identify potential improper payments under the Medicare program. Private pay sources also reserve the right to conduct audits. If billing errors are identified in the sample of reviewed claims, the billing error can be extrapolated to all claims filed which could result in a larger overpayment than originally identified in the sample of reviewed claims. Our costs to respond to and defend reviews, audits and investigations may be significant and could have a material adverse effect on our business and consolidated financial condition, results of operations and cash flows. Moreover, an adverse review, audit or investigation could result in:

- required refunding or retroactive adjustment of amounts we have been paid pursuant to the Federal or state programs or from private payors;
- state or Federal agencies imposing fines, penalties and other sanctions on us;
- loss of our right to participate in the Medicare program, state programs, or one or more private payor networks; or
- damage to our business and reputation in various markets.

These results could have a material adverse effect on our business and consolidated financial condition, results of operations and cash flows.

***If a care center fails to comply with the conditions of participation in the Medicare program, that care center could be subjected to sanctions or terminated from the Medicare program.***

Each of our care centers must comply with required conditions of participation in the Medicare program. If we fail to meet the conditions of participation at a care center, we may receive a notice of deficiency from the applicable state surveyor. If that care center then fails to institute an acceptable plan of correction to remediate the deficiency within the correction period provided by the state surveyor, that care center could be terminated from the Medicare program or subjected to alternative sanctions. CMS outlined its alternative sanction enforcement options through a regulation published in 2012; under the regulation, CMS may (i) effective July 1, 2013, impose temporary management, direct a plan of correction, or direct training and (ii) effective July 1, 2014, impose payment suspensions and civil monetary penalties, in each case, upon providers who fail to comply with the conditions of participation. Termination of one or more of our care centers from the Medicare program for failure to satisfy the program's conditions of participation, or the imposition of alternative sanctions, could disrupt operations, require significant attention by management, or have a material adverse effect on our business and reputation and consolidated financial condition, results of operations and cash flows. CMS has announced that it is currently revising the Medicare conditions of participation for home health care centers across the industry, with an unknown effective date. We do not know at this time what effect the revisions will have on our operations, and there can be no assurances that the revisions will not have a material adverse effect on our business and consolidated financial condition, results of operations and cash flows.

***We are subject to Federal and state laws that govern our financial relationships with physicians and other health care providers, including potential or current referral sources.***

We are required to comply with Federal and state laws, generally referred to as "anti-kickback laws," that prohibit certain direct and indirect payments or other financial arrangements between health care providers that are designed to encourage the referral of patients to a particular provider for medical services. In addition to these anti-kickback laws, the Federal government has enacted specific legislation, commonly known as the "Stark Law," that prohibits certain financial relationships, specifically including ownership interests and compensation arrangements, between physicians (and the immediate family members of physicians) and providers of designated health services, such as home health care centers, to whom the physicians refer patients. Some of these same financial relationships are also subject to additional regulation by states. Although we believe we have structured our relationships with physicians and other potential referral sources to comply with these laws where applicable, we cannot assure you that courts or regulatory agencies will not interpret state and Federal

anti-kickback laws and/or the Stark Law and similar state laws regulating relationships between health care providers and physicians in ways that will adversely implicate our practices or that isolated instances of noncompliance will not occur. For example, in May 2012, we made a disclosure to CMS under that agency's Stark Law Self-Referral Disclosure Protocol relating to certain services agreements between a subsidiary of ours and a large physician group. Violations of Federal or state Stark or "anti-kickback" laws could lead to criminal or civil fines or other sanctions, including denials of government program reimbursement or even exclusion from participation in governmental health care programs, that could have a material adverse effect on our business and consolidated financial condition, results of operations and cash flows.

***We may face significant uncertainty in the industry due to government health care reform.***

The health care industry in the United States is subject to fundamental changes due to ongoing health care reform efforts and related political, economic and regulatory influences. In March 2010, comprehensive health care reform legislation was signed into law in the United States through the passage of the Patient Protection and Affordable Health Care Act and the Health Care and Education Reconciliation Act (collectively, "PPACA"). However, it is difficult to predict the full impact of PPACA due to the law's complexity and current lack of implementing regulations or interpretive guidance, as well our inability to foresee how CMS and other participants in the health care industry will respond to the choices available to them under the law. Many provisions in PPACA are scheduled to become effective over the next several years, but not all the implementing regulations for these statutory provisions have been published.

PPACA makes a number of changes to Medicare payment rates and also calls for a rebasing of the home health payment system beginning in 2014 that will be phased in over a four-year period. These reimbursement changes are described in detail in Part II, Item 7 "Management's Discussion and Analysis of Financial Condition and Results of Operations: Recent Developments."

As described in Item 1, "Payments for Our Services," CMS added two regulations that became effective April 1, 2011: (1) a face-to-face encounter requirement for home health and hospice services and (2) changes to the home health therapy assessment schedule, which requires additional patient evaluations and certifications. These and other regulations implementing the provisions of the PPACA may similarly increase our costs, decrease our revenues, expose us to expanded liability or require us to revise the ways in which we conduct our business.

PPACA also calls for a number of other changes to be made over time that will likely have a significant impact upon the health care delivery system. For example, PPACA mandates creation of a home health value-based purchasing program, the development of quality measures, and decreases in home health reimbursement rates, including rebasing, as further described in Part II, Item 7 "Management's Discussion and Analysis of Financial Condition and Results of Operations: Recent Developments." In addition, PPACA requires the Secretary of Health and Human Services to test different models for delivery of care, some of which will involve home health services. It also requires the Secretary to establish a national pilot program for integrated care for patients with certain conditions, bundling payment for acute hospital care, physician services, outpatient hospital services (including emergency department services) and post-acute care services, which would include home health. In advance of the national pilot program, the newly created CMS Innovation Center is launching the Bundled Payments for Care Improvement initiative designed to encourage doctors, hospitals and other health care providers, including home health providers, to work together to better coordinate care for patients both when they are in the hospital and after they are discharged. In October 2011 CMS published final Medicare Shared Savings Program regulations, which use accountable care organizations ("ACOs") to facilitate coordination and cooperation among providers to improve the quality of care for Medicare fee-for-service beneficiaries and reduce unnecessary costs. PPACA further directs the Secretary to conduct a study to evaluate cost and quality of care among efficient home health care centers and specifically focusing on access to care and treating Medicare beneficiaries with varying severity levels of illness, and provide a report to Congress no later than March 1, 2014. At this time, it is not possible to predict with any certainty how these initiatives will be implemented and what impact they may have on our business.

In addition, various health care reform proposals similar to the Federal reforms described above have also emerged at the state level, including in several states which we operate. Moreover, in January 2011, the Medicare Payment Advisory Commission voted to recommend to Congress that it make additional changes to the home health payment system, noting that such recommendations may include further payment reductions and/or a beneficiary copayment obligation. We cannot predict with certainty what health care initiatives, if any, will be implemented at the state level, or what the ultimate effect of Federal health care reform or any future legislation or regulation may have on us or on our business and consolidated financial condition, results of operations and cash flows.

Finally, in addition to impacting our Medicare businesses, PPACA may also significantly affect our non-Medicare businesses. PPACA makes many changes to the underwriting and marketing practices of private payors. The resulting economic pressures could prompt these payors to seek to lower their rates of reimbursement for the services we provide. At this time, it is not possible to estimate what impact PPACA may have on our non-Medicare businesses.

### **Risks Related to our Growth Strategies**

***We may not succeed in our efforts to evolve from a traditional home health and hospice care company to a company focused on bringing home a continuum of care whereby we play a key role in managing our patients' age-related disease processes from onset through the end of life. If this strategy is not successful, our financial performance could be adversely affected.***

Our long-term strategy is to evolve from a traditional home health and hospice care company to a company focused on bringing home a continuum of care to better serve the needs of our nation's seniors and diversify our sources of payment so as to become less reliant upon Medicare. To this end, we are developing and acquiring new business lines that will complement our existing home care and hospice business and help seniors manage their health more effectively and stay in their homes longer. We are also working to develop or acquire new business lines that are focused on managing our patients' age-related disease processes from onset through the end of life. These new business lines focus on expanding the range of health care services provided within patients' homes, including through utilization of house calls physicians, nurse practitioners ("NPs") and physician assistants ("PAs"), and developing technology that assists with coordinating patient care, developing new care transition processes and promoting patient education. Developing or acquiring new lines of business can be time consuming and expensive, and there can be no assurance that our efforts in these areas will ultimately be successful. Further, the development or acquisition of new lines of business requires significant attention from our management team, and if events occur that distract our management's attention and resources, our business performance could be negatively impacted. In addition, we may expend significant resources to acquire or develop and introduce new business lines that are ultimately not accepted by patients, payors or referral sources for multiple reasons, including, but not limited to, a failure to successfully market the new business lines to patients, payors and referral sources, competition from existing and new competitors and a failure to introduce new business lines in a timely manner. The risks associated with new lines of business could have a material adverse effect on our business and consolidated financial condition, results of operations and cash flows.

***We may not succeed in our efforts to develop palliative care and house call business lines, which are subject to additional rules, prohibitions, regulations and reimbursement requirements that differ from our primary home health and hospice operations.***

Two new lines of business that we have recently entered are (i) palliative care, a type of care focused upon relieving pain and suffering in patients who do not qualify for, or who have not yet elected, the hospice benefit and (ii) medical house calls. The expansion into new lines of business related to palliative care and house calls exposes us additional risks, in part because these new business lines requires us to comply with additional Federal and state laws and regulations that differ from those that govern the home health and hospice businesses. In addition to the regulatory risks described in Part I, Item 1A, "Risks Related to Laws and Government

Regulations”, these new lines of business require compliance with different Federal and state requirements governing licensure, enrollment, documentation, prescribing, coding, billing and collection of coinsurance and deductibles, among other requirements. For example, Medicare reimbursement for our new palliative care and house calls business is under Medicare Part B, rather than Medicare Part A, which covers home health and hospice. Part B differs in many respects from Part A, including by requiring the payment and collection of patient deductibles and co-insurance. Additionally, some states have prohibitions on the corporate practice of medicine and fee-splitting, which generally prohibit business entities from owning or controlling medical practices or may limit the ability of medical professionals to share professional service income with non-professional or business interests. Compliance with applicable regulations may cause us to incur expenses that we have not anticipated, and if we are unable to comply with these additional legal requirements, we may incur liability, which could have a material adverse effect on our business and consolidated financial condition, results of operations and cash flows.

***Our internal growth strategies depend on our ability to maintain and build upon our market positions in geographic areas where we currently have a significant market presence. If our internal growth strategies are unsuccessful, or if we are not able to maintain and build upon our market presence in our leading markets, our business and consolidated financial condition, results of operations and cash flows could be materially adversely affected.***

We have made a decision to emphasize internal growth by maintaining and building upon our market positions in geographic areas where we currently have a significant market presence. This will likely involve sharing resources among geographically proximate care centers, the continued development and deployment of our specialty programs, continued enhancement of communications with referral sources, opening targeted start-up care centers in existing leading markets and entering into collaborative relationships or joint ventures with health systems and hospitals. If these strategies are unsuccessful it could have a material adverse effect on our business and consolidated financial condition, results of operations and cash flows. We face competition for potential collaborative relationships and joint venture candidates, which may limit the number of opportunities available to us. Further, we may not be able to identify suitable relationship or joint venture opportunities in the future or any such opportunities, if identified, may not be consummated on favorable terms, if at all. Without successful collaborations or joint ventures in markets where we already have a significant market presence, our future growth rates could decline. In addition, any future collaborations or joint ventures, if consummated, may not be successful in achieving further growth and market penetration.

***We may enter into risk-bearing partnerships with payors and other providers. If this strategy is not successful, our financial performance could be adversely affected.***

We plan to take advantage of various voluntary opportunities afforded by PPACA to enter into risk-based partnerships designed to encourage health care providers, including home health providers, to assume financial accountability for outcomes and work together to better coordinate care for patients, both when they are in the hospital and after they are discharged. We view these initiatives as important means to progress toward our long-term strategic plan, improve our clinical capabilities, develop our relationships with hospitals, physicians, managed care payors and other referral sources, and prepare for the possibility that Medicare may in the future require us to participate in a capitated or value-based payment system. These initiatives include the CMS Bundled Payments for Care Improvement initiative (“BCPI”), the CMS Innovation Advisors Program, the Medicare Shared Savings Program (“ACOs”), the CMS Innovation Center Pioneer Accountable Care Organization program (“Pioneer ACOs”), the CMS Community-Based Care Transitions Program and the Independence at Home Demonstration. Under these programs, we would have the ability to receive additional payments if we are able to deliver quality care at a cost that is lower than established benchmarks, but would also have the risk of incurring financial penalties if we are not successful in doing so.

Advancing these initiatives can be time consuming and expensive, and there can be no assurance that our efforts in these areas will ultimately be successful. Further, these initiatives require significant attention from our

management team, and if events occur that distract our management's attention and resources, our business performance could be negatively impacted. In addition, if we succeed in our efforts to enter into these risk-based partnerships but fail to deliver quality care at a cost consistent with our expectations, we would be subject to significant financial penalties. These initiatives could have a material adverse effect on our business and consolidated financial condition, results of operations and cash flows.

***Our external growth strategies depend on our ability to pursue targeted acquisition opportunities. If such opportunities are not available on favorable terms, or if we are not able to successfully integrate newly-acquired care centers into our existing operations, our business and consolidated financial condition, results of operations and cash flows could be materially adversely affected.***

As part of our external growth strategies, we will continue to pursue the acquisition of care centers, or assets of care centers, in targeted markets. We cannot guarantee that we will be able to identify, negotiate and complete suitable acquisition opportunities on favorable terms. We also face competition for acquisition candidates. Further, pursuing acquisitions could strain our resources, including management, information systems, regulatory compliance, logistics and other controls. This could require us to incur expenses for hiring additional qualified personnel, retaining professionals to assist in developing the appropriate control systems and expanding our information technology infrastructure. Additionally, acquisitions involve significant risks and uncertainties, including difficulties in recouping partial episode payments and other types of misdirected payments for services from the previous owners; difficulties integrating acquired personnel and business practices into our business; the potential loss of key employees, referral sources or patients of acquired care centers; the delay in payments associated with change in ownership, control and the internal process of the Medicare fiscal intermediary; and the assumption of liabilities and exposure to unforeseen liabilities of acquired care centers. We may not be able to fully integrate the operations of the acquired businesses with our current business structure in an efficient and cost-effective manner. The failure to effectively integrate any of these businesses could have a material adverse effect on our business and consolidated financial condition, results of operations and cash flows.

***State efforts to regulate the establishment or expansion of health care providers could impair our ability to expand our operations.***

Some states require health care providers (including skilled nursing facilities, hospice care centers, home health care centers and assisted living facilities) to obtain prior approval, known as a CON or POA, in order to commence operations. See Part I, Item 1, "Our Regulatory Environment" for additional information on CONs and POAs. If we are not able to obtain such approvals, our ability to expand our operations could be impaired, which could have a material adverse effect on our business and consolidated financial condition, results of operations and cash flows.

***Federal regulation may impair our ability to consummate acquisitions or open new care centers.***

Changes in Federal laws or regulations may materially adversely impact our ability to acquire care centers or open new start-up care centers. For example, PPACA authorized CMS to impose temporary moratoria on the enrollment of new Medicare providers, if deemed necessary to combat fraud, waste or abuse under government programs. The moratoria on new enrollments may be applied to categories of providers or to specific geographic regions. If a moratorium is imposed on the enrollment of new home health or hospice providers in a geographic area we desire to service, it could have a material impact on our ability to open new care centers. Additionally, in 2010, CMS implemented and amended a regulation known as the "36 Month Rule" that is applicable to home health care center acquisitions. Subject to certain exceptions, the 36 Month Rule prohibits buyers of certain home health care centers – those that either enrolled in Medicare or underwent a change in majority ownership fewer than 36 months prior to the acquisition – from assuming the Medicare billing privileges of the acquired care center. These changes in Federal laws and regulations, and similar future changes, may further increase competition for acquisition targets and could have a material detrimental impact on our acquisition strategy.

## **Risks Related to our Operations**

***Because we are limited in our ability to control rates received for our services, our business and consolidated financial condition, results of operations and cash flows could be materially adversely affected if we are not able to maintain or reduce our costs to provide such services.***

As Medicare is our primary payor and rates are established through Federal legislation, we have to manage our costs of providing care to achieve a desired level of profitability. Additionally, non-Medicare rates are difficult for us to negotiate as such payors are under pressure to reduce their own costs. As a result, we manage our costs in order to achieve a desired level of profitability including, but not limited to, centralization of various processes, the use of technology and management of the number of employees utilized. If we are not able to continue to streamline our processes and reduce our costs, our business and consolidated financial condition, results of operations and cash flows could be materially adversely affected.

***Our industry is highly competitive, with few barriers to entry.***

There are few barriers to entry in home health markets that do not require a CON or POA. Our primary competition comes from local privately-owned and hospital-owned health care providers. We compete based on the availability of personnel; the quality of services, expertise of visiting staff; and in certain instances, on the price of our services. Increased competition in the future may limit our ability to maintain or increase our market share.

Further, the introduction of new and enhanced service offerings by others, in combination with industry consolidation and the development of strategic relationships by our competitors, could cause a decline in revenue or loss of market acceptance of our services or make our services less attractive. Additionally, we compete with a number of non-profit organizations that can finance acquisitions and capital expenditures on a tax-exempt basis or receive charitable contributions that are unavailable to us.

Managed care organizations and other third party payors continue to consolidate, which enhances their ability to influence the delivery of health care services. Consequently, the health care needs of patients in the United States are increasingly served by a smaller number of managed care organizations. These organizations generally enter into service agreements with a limited number of providers. Our business and consolidated financial condition, results of operations and cash flows could be materially adversely affected if these organizations terminate us as a provider and/or engage our competitors as a preferred or exclusive provider. In addition, should private payors, including managed care payors, seek to negotiate additional discounted fee structures or the assumption by health care providers of all or a portion of the financial risk through prepaid capitation arrangements, our business and consolidated financial condition, results of operations and cash flows could be materially adversely affected.

If we are unable to react competitively to new developments, our operating results may suffer. We cannot assure you that we will be able to compete successfully against current or future competitors, which could have a material adverse effect on our business and consolidated financial condition, results of operations and cash flows.

***If we are unable to maintain relationships with existing patient referral sources or to establish new referral sources, our business and consolidated financial condition, results of operations and cash flows could be materially adversely affected.***

Our success depends on referrals from physicians, hospitals and other sources in the communities we serve and on our ability to maintain good relationships with existing referral sources. Our referral sources are not contractually obligated to refer patients to us and may refer their patients to other providers. Our growth and profitability depends, in part, on our ability to establish and maintain close working relationships with these patient referral sources and to increase awareness and acceptance of the benefits of home health and hospice care by our referral sources and their patients. Our loss of, or failure to maintain, existing relationships or our failure to develop new referral relationships could have a material adverse effect on our business and consolidated financial condition, results of operations and cash flows.

***If we are unable to provide consistently high quality of care, our business will be adversely impacted.***

Providing quality patient care is the cornerstone of our business. Hospitals, physicians and other referral sources refer patients to us in large part because of the quality of care we provide. Clinical quality is becoming increasingly important within our industry. Effective October 2012, Medicare began to impose a financial penalty upon hospitals that have excessive rates of patient readmissions within 30 days from hospital discharge. We believe this new regulation provides a competitive advantage to home health providers who can differentiate themselves based upon quality, particularly by achieving low patient acute care hospitalization readmission rates and by implementing disease management programs designed to be responsive to the needs of patients served by referring hospitals. We are focused intently upon improving our patient outcomes, particularly our patient acute care hospitalization readmission rates. If we should fail to attain our goals regarding acute care hospitalization readmission rates and other quality metrics, we expect our ability to generate referrals would be adversely impacted, which could have a material adverse effect upon our business and consolidated financial condition, results of operations and cash flows.

***We may close additional underperforming care centers in the future.***

During 2010, 2011 and 2012, we reviewed the performance of our portfolio of care centers. Our review considered the current financial performance, market penetration, forecasted market growth and current and future CMS payment revisions. We incurred exit activity costs of \$20.9 million in connection with these closures, including lease termination payments, relocation costs, severance costs and asset and intangible write-offs.

We will continue to monitor the performance of our existing care centers on an ongoing basis and anticipate that additional closures may from time to time occur in the future. We will incur costs and expenses with any additional closures, which may require us to book significant charges in future periods. While any such closures would be part of our efforts to improve our profitability, they would have a negative impact on our revenue and possibly our operating results over the short-term.

***Our business depends on our information systems. Our inability to effectively integrate, manage and keep our information systems secure and operational could disrupt our operations.***

Our business depends on effective, secure and operational information systems which include software that is developed in-house and systems provided by external contractors and other service providers. We have developed and use a proprietary Windows™-based clinical software system with our POC system to collect assessment data, schedule and log patient visits, communicate with patients' physicians regarding their plan of care and monitor treatments and outcomes in accordance with established medical standards. Our clinical software system integrates billing and collections functionality; accounting; human resources; payroll; and employee benefits programs provided by third parties. Problems with, or the failure of, our technology and systems or any system upgrades or programming changes associated with such technology and systems that have problems or fail to function properly could have a material adverse effect on data capture, billing, collections, assessment of internal controls and management and reporting capabilities. Any such problems or failures and the costs incurred in correcting any such problems or failures, could have a material adverse effect on our business and consolidated financial condition, results of operations and cash flows. To the extent these external contractors or other service providers become insolvent or fail to support the software or systems we have licensed from them, our operations could be materially adversely affected.

Our care centers also depend upon our information systems for accounting, billing, collections, risk management, quality assurance, human resources, payroll and other information. If we experience a reduction in the performance, reliability, or availability of our information systems, our operations and ability to produce timely and accurate reports could be materially adversely affected.

Our information systems and applications require continual maintenance, upgrading and enhancement to meet our operational needs. Our acquisition activity requires transitions and integration of various information



systems. We regularly upgrade and expand our information systems' capabilities. If we experience difficulties with the transition and integration of information systems or are unable to implement, maintain, or expand our systems properly, we could suffer from, among other things, operational disruptions, regulatory problems and increases in administrative expenses.

We may be required to expend significant capital and other resources to protect against the threat of security breaches or to alleviate problems caused by breaches, including unauthorized access to patient data and personally identifiable information stored in our information systems, and the introduction of computer viruses to our systems. Our security measures may be inadequate to prevent security breaches and our business operations could be materially adversely affected by Federal and state fines and penalties, cancellation of contracts and loss of patients if security breaches are not prevented.

We have installed privacy protection systems and devices on our network and POC laptops in an attempt to prevent unauthorized access to information in our database. However, our technology may fail to adequately secure the confidential health information and personally identifiable information we maintain in our databases. In such circumstances, we may be held liable to our patients and regulators, which could result in fines, litigation or adverse publicity that could have a material adverse effect on our business and consolidated financial condition, results of operations and cash flows. Even if we are not held liable, any resulting negative publicity could harm our business and distract the attention of management.

Further, our information systems are vulnerable to damage or interruption from fire, flood, power loss, telecommunications failure, break-ins and similar events. A failure to restore our information systems after the occurrence of any of these events could have a material adverse effect on our business and consolidated financial condition, results of operations and cash flows. Because of the confidential health information we store and transmit, loss of electronically stored information for any reason could expose us to a risk of regulatory action and litigation and possible liability and loss.

We believe we have all the necessary licenses from third parties to use technology and software that we do not own. A third party could, however, allege that we are infringing its rights and we may not be able to obtain licenses on commercially reasonable terms from the third party, if at all, or the third party may commence litigation against us. In addition, we may find it necessary to initiate litigation to protect our trade secrets, to enforce our intellectual property rights and to determine the scope and validity of any proprietary rights of others. Any such litigation, or the failure to obtain any necessary licenses or other rights, could materially and adversely affect our business.

***Possible changes in the case mix of patients, as well as payor mix and payment methodologies, could have a material adverse effect on our business and consolidated financial condition, results of operations and cash flows.***

Our revenue is determined by a number of factors, including our mix of patients and the rates of payment among payors. Changes in the case mix of our patients, payment methodologies or the payor mix among Medicare, Medicaid and private payors could have a material adverse effect on our business and consolidated financial condition, results of operations and cash flows.

***Our failure to negotiate favorable managed care contracts, or our loss of existing favorable managed care contracts, could have a material adverse effect on our business and consolidated financial condition, results of operations and cash flows.***

One of our strategies is to diversify our payor sources by increasing the business we do with managed care companies, and we strive to put in place favorable contracts with managed care payors. However, we may not be successful in these efforts. Additionally, there is a risk that the favorable managed care contracts that we put in place may be terminated, and managed care contracts typically permit the payor to terminate the contract without

cause, on very short notice, typically 60 days, which can provide payors leverage to reduce volume or obtain favorable pricing. For example, in July 2012, Humana, Inc. (“Humana”) provided a notice of termination to us, which resulted in our renegotiating a new contract with Humana in October 2012 that will generate lower revenues for us. Our failure to negotiate and put in place favorable managed care contracts, or our failure to maintain in place favorable managed care contracts, could have a material adverse effect on our business and consolidated financial condition, results of operations and cash flows.

***A write off of a significant amount of intangible assets or long-lived assets could have a material adverse effect on our consolidated financial condition, results of operations and cash flows.***

During 2012 and 2011, we determined that goodwill and other intangible assets related primarily to our home health reporting unit were impaired and we recorded non-cash goodwill and other intangible assets impairment charges of \$162.1 million and \$579.9 million, respectively. In addition, a further significant and sustained decline in our stock price and market capitalization, a significant decline in our expected future cash flows, a significant adverse change in the business climate or slower growth rates could result in the need to perform an impairment analysis under Accounting Standard Codification (“ASC”) Topic 350 “Intangibles – Goodwill and Other” in future periods prior to our annual impairment test. If we were to conclude that a future write down of goodwill is necessary, then we would record the appropriate charge, which could result in material charges that are adverse to our consolidated financial condition and results of operations. See Note 5 – “Goodwill and Other Intangible Assets, Net” to our consolidated financial statements for additional information on the impairment.

Because we have grown in part through acquisitions, goodwill and other acquired intangible assets represent a substantial portion of our assets. Goodwill was approximately \$209.6 million as of December 31, 2012 (\$18.2 million for our home health reporting unit and \$191.4 million for our hospice reporting unit) and if we make additional acquisitions, it is likely that we will record additional intangible assets in our consolidated financial statements. We also have long-lived assets consisting of property and equipment and other identifiable intangible assets of \$203.8 million as of December 31, 2012, which we review both on a periodic basis as well as when events or circumstances indicate that the carrying amount of an asset may not be recoverable. If a determination that a significant impairment in value of our unamortized intangible assets or long-lived assets occurs, such determination could require us to write off a substantial portion of our assets. A write off of these assets could have a material adverse effect on our consolidated financial condition and results of operations.

***A shortage of qualified registered nursing staff and other clinicians, such as therapists and nurse practitioners, could materially impact our ability to attract, train and retain qualified personnel and could increase operating costs.***

We compete for qualified personnel with other healthcare providers. Our ability to attract and retain clinicians depends on several factors, including our ability to provide these personnel with attractive assignments and competitive salaries and benefits. We cannot be assured we will succeed in any of these areas. In addition, there are shortages of qualified health care personnel in some of our markets. As a result, we may face higher costs of attracting clinicians and providing them with attractive benefit packages than we originally anticipated which could have a material adverse effect on our business and consolidated financial condition, results of operations and cash flows. In addition, if we expand our operations into geographic areas where health care providers historically have been unionized, or if any of our care center employees become unionized, being subject to a collective bargaining agreement may have a negative impact on our ability to timely and successfully recruit qualified personnel and may increase our operating costs. Generally, if we are unable to attract and retain clinicians, the quality of our services may decline and we could lose patients and referral sources, which could have a material adverse effect on our business and consolidated financial condition, results of operations and cash flows.

***Our insurance liability coverage may not be sufficient for our business needs.***

As a result of operating in the home health industry, our business entails an inherent risk of claims, losses and potential lawsuits alleging incidents involving our employees that are likely to occur in a patient’s home. We maintain professional liability insurance to provide coverage to us and our subsidiaries against these risks.

However, we cannot assure you claims will not be made in the future in excess of the limits of our insurance, nor can we assure you that any such claims, if successful and in excess of such limits, will not have a material adverse effect on our business and consolidated financial condition, results of operations and cash flows. Our insurance coverage also includes fire, property damage and general liability with varying limits. We cannot assure you that the insurance we maintain will satisfy claims made against us or that insurance coverage will continue to be available to us at commercially reasonable rates, in adequate amounts or on satisfactory terms. Any claims made against us, regardless of their merit or eventual outcome, could damage our reputation and business.

***We may be subject to substantial malpractice or other similar claims.***

The services we offer involve an inherent risk of professional liability and related substantial damage awards. As of February 28, 2013, we had approximately 15,200 employees (11,600 home health, 2,400 hospice and 1,200 corporate employees). In addition, we employ direct care workers on a contractual basis to support our existing workforce. Due to the nature of our business, we, through our employees and caregivers who provide services on our behalf, may be the subject of medical malpractice claims. A court could find these individuals should be considered our agents, and, as a result, we could be held liable for their acts or omissions. We cannot predict the effect that any claims of this nature, regardless of their ultimate outcome, could have on our business or reputation or on our ability to attract and retain patients and employees. While we maintain malpractice liability coverage that we believe is appropriate given the nature and breadth of our operations, any claims against us in excess of insurance limits, or multiple claims requiring us to pay deductibles could have a material adverse effect on our business and consolidated financial condition, results of operations and cash flows.

***If we are unable to maintain our corporate reputation, our business may suffer.***

Our success depends on our ability to maintain our corporate reputation, including our reputation for providing quality patient care and for compliance with Medicare requirements and the other laws to which we are subject. Adverse publicity surrounding any aspect of our business, including the death or disability of any of our patients due to our failure to provide proper care, or due to any failure on our part to comply with Medicare requirements or other laws to which we are subject, could negatively affect our Company's overall reputation and the willingness of referral sources to refer patients to us.

***We depend on the services of our executive officers and other key employees.***

Our success depends upon the continued employment of members of our senior management team, including our Chairman and Chief Executive Officer, William F. Borne, our President and Chief Financial Officer, Ronald A. LaBorde, our Executive Vice President of Home Health and Hospice, Jim Robinson, our Chief Medical Officer, Dr. Michael O. Fleming, our Executive Vice President of Administration/Human Resources and Chief Information Officer, G. Patrick Thompson, Jr., our Chief Compliance Officer, Jeffrey D. Jeter, and our General Counsel and Secretary, David R. Bucey. The loss or departure of any one of these executives or other key employees could have a material adverse effect on our business and consolidated financial condition, results of operations and cash flows.

***Our operations could be impacted by natural disasters.***

The occurrence of natural disasters in the markets in which we operate could not only impact the day-to-day operations of our care centers, but could also disrupt our relationships with patients, employees and referral sources located in the affected areas and, in the case of our corporate office, our ability to provide administrative support services, including billing and collection services. In addition, any episode of care that is not completed due to the impact of a natural disaster will generally result in lower revenue for the episode. For example, our corporate office and a number of our care centers are located in the southeastern United States and the Gulf Coast Region, increasing our exposure to hurricanes. Future hurricanes or other natural disasters may have a material adverse effect on our business and consolidated financial condition, results of operations and cash flows.

## **Risks Related to Liquidity**

### ***Delays in payment may cause liquidity problems.***

Our business is characterized by delays from the time we provide services to the time we receive payment for these services. If we have difficulty in obtaining documentation, such as physician orders, experience information system problems or experience other issues that arise with Medicare or other payors, we may encounter additional delays in our payment cycle.

In addition, timing delays may cause working capital shortages. Working capital management, including prompt and diligent billing and collection, is an important factor in achieving our financial results and maintaining liquidity. It is possible that documentation support, system problems, Medicare or other provider issues or industry trends may extend our collection period, which may materially adversely affect our working capital, and our working capital management procedures may not successfully mitigate this risk.

Additionally, our hospice operations may experience payment delays. We have experienced payment delays when attempting to collect funds from state Medicaid programs in certain instances. Delays in receiving payments from these programs may also materially adversely affect our working capital.

### ***The volatility and disruption of the capital and credit markets and adverse changes in the United States and global economies could impact our ability to access both available and affordable financing, and without such financing, we may be unable to achieve our objectives for strategic acquisitions and internal growth.***

The United States and global capital and credit markets have recently experienced extreme volatility and disruption at unprecedented levels. Many financial institutions have recorded significant write-downs of asset values and these write-downs have caused many financial institutions to seek additional capital, to merge with larger and stronger institutions and, in some cases, to fail. Many lenders and institutional investors have reduced, and in some cases, ceased to provide funding to borrowers, including other financial institutions, or have increased their rates significantly.

While we intend to finance strategic acquisitions and internal growth with cash flows from operations and borrowings under our revolving credit facility, we may require sources of capital in addition to those presently available to us. Uncertainty in the capital and credit markets may impact our ability to access capital on terms acceptable to us (i.e. at attractive/affordable rates) or at all, and this may result in our inability to achieve present objectives for strategic acquisitions and internal growth. Further, in the event we need additional funds, and we are unable to raise the necessary funds on acceptable terms, our business and consolidated financial condition, results of operations and cash flows could be materially adversely affected.

### ***Our indebtedness could impact our financial condition and impair our ability to fulfill other obligations.***

As of December 31, 2012, we had total outstanding indebtedness of approximately \$102.7 million, comprised mainly of indebtedness incurred for acquisitions. Our level of indebtedness could have a material adverse effect on our business and consolidated financial position, results of operations and cash flows and impair our ability to fulfill other obligations in several ways, including:

- it could require us to dedicate a portion of our cash flow from operations to payments on our indebtedness, which could reduce the availability of cash flow to fund acquisitions, start-ups, working capital, capital expenditures and other general corporate purposes;
- it could limit our ability to borrow money or sell stock for working capital, capital expenditures, debt service requirements and other purposes;
- it could limit our flexibility in planning for, and reacting to, changes in our industry or business;
- it could make us more vulnerable to unfavorable economic or business conditions; and
- it could limit our ability to make acquisitions or take advantage of other business opportunities.

In the event we incur additional indebtedness, the risks described above could increase.

*The agreements governing our indebtedness contain various covenants that limit our discretion in the operation of our business and our failure to satisfy requirements in these agreements could have a material adverse effect on our business and consolidated financial condition, results of operations and cash flows.*

The agreements governing our indebtedness (the “Debt Agreements”) contain restrictive covenants that require us to comply with or maintain certain financial covenants and ratios and restrict our ability to:

- incur additional debt;
- redeem or repurchase stock, pay dividends or make other distributions;
- make certain investments;
- create liens;
- enter into transactions with affiliates;
- make acquisitions;
- enter into joint ventures;
- merge or consolidate;
- invest in foreign subsidiaries;
- amend acquisition documents;
- enter into certain swap agreements;
- make certain restricted payments;
- transfer, sell or leaseback assets; and
- make fundamental changes in our corporate existence and principal business.

In addition, events beyond our control could affect our ability to comply with and maintain the financial covenants and ratios. Any failure by us to comply with or maintain all applicable financial covenants and ratios and to comply with all other applicable covenants could result in an event of default with respect to the Debt Agreements. If we are unable to obtain a waiver from our lenders in the event of any non-compliance, our lenders could accelerate the maturity of any outstanding indebtedness and terminate the commitments to make further extensions of credit (including our ability to borrow under our revolving credit facility). Any failure to comply with these covenants could have a material adverse effect on our business and consolidated financial condition, results of operations and cash flows.

### **Risks Related to Ownership of Our Common Stock**

*The price of our common stock may be volatile.*

The price at which our common stock trades may be volatile. The stock market from time to time experiences significant price and volume fluctuations that impact the market prices of securities, particularly those of health care companies. The market price of our common stock may be influenced by many factors, including:

- our operating and financial performance;
- variances in our quarterly financial results compared to research analyst expectations;
- the depth and liquidity of the market for our common stock;
- future sales of common stock by the Company or large stockholders or the perception that such sales could occur;
- investor, analyst and media perception of our business and our prospects;
- developments relating to litigation or governmental investigations;
- changes or proposed changes in health care laws or regulations or enforcement of these laws and regulations, or announcements relating to these matters;

- departure of key personnel;
- changes in the Medicare, Medicaid and private insurance payment rates for home health and hospice;
- announcements by us or our competitors of significant contracts, acquisitions, strategic partnerships, joint ventures or capital commitments; or
- general economic and stock market conditions.

In addition, the stock market in general, and the NASDAQ Global Select Market (“NASDAQ”) in particular, has experienced price and volume fluctuations that we believe have often been unrelated or disproportionate to the operating performance of health care provider companies. These broad market and industry factors may materially reduce the market price of our common stock, regardless of our operating performance. Securities class-action cases have often been brought against companies following periods of volatility in the market price of their securities.

The activities of short sellers could reduce the price or prevent increases in the price of our common stock. “Short sale” is defined as the sale of stock by an investor that the investor does not own. Typically, investors who sell short believe the price of the stock will fall, and anticipate selling shares at a higher price than the purchase price at which they will buy the stock. As of December 31, 2012, investors held a short position of approximately 3.3 million shares of our common stock which represented 10.4% of our outstanding common stock. The anticipated downward pressure on our stock price due to actual or anticipated sales of our stock by some institutions or individuals who engage in short sales of our common stock could cause our stock price to decline.

***Sales of substantial amounts of our common stock or preferred stock, or the availability of those shares for future sale, could materially impact our stock price and limit our ability to raise capital.***

The following table presents information about our outstanding common and preferred stock and our outstanding securities exercisable for or convertible into shares of common stock:

	<u>As of December 31, 2012</u>
Common stock outstanding . . . . .	31,086,619
Preferred stock outstanding . . . . .	—
Common stock available under 2008 Omnibus Incentive Compensation Plan . . . . .	2,687,706
Stock options outstanding and exercisable . . . . .	243,886
Non-vested stock outstanding . . . . .	643,353
Non-vested stock units outstanding . . . . .	—

If we were to sell substantial amounts of our common stock in the public market or if there was a public perception that substantial sales could occur, the market price of our common stock could decline. These sales or the perception of substantial future sales may also make it difficult for us to sell common stock in the future to raise capital.

***Our Board of Directors may use anti-takeover provisions or issue stock to discourage a change of control.***

Our certificate of incorporation currently authorizes us to issue up to 60,000,000 shares of common stock and 5,000,000 shares of undesignated preferred stock. Our Board of Directors may cause us to issue additional stock to discourage an attempt to obtain control of our company. For example, shares of stock could be sold to purchasers who might support our Board of Directors in a control contest or to dilute the voting or other rights of a person seeking to obtain control. In addition, our Board of Directors could cause us to issue preferred stock entitling holders to vote separately on any proposed transaction, convert preferred stock into common stock, demand redemption at a specified price in connection with a change in control, or exercise other rights designed to impede a takeover.

The issuance of additional shares may, among other things, dilute the earnings and equity per share of our common stock and the voting rights of common stockholders.

We have implemented other anti-takeover provisions or provisions that could have an anti-takeover effect, including advance notice requirements for director nominations and stockholder proposals. These provisions, and others that our Board of Directors may adopt hereafter, may discourage offers to acquire us and may permit our Board of Directors to choose not to entertain offers to purchase us, even if such offers include a substantial premium to the market price of our stock. Therefore, our stockholders may be deprived of opportunities to profit from a sale of control.

**ITEM 1B. UNRESOLVED STAFF COMMENTS**

None.

**ITEM 2. PROPERTIES**

Our corporate headquarters are located in Baton Rouge, Louisiana in an 110,000 square feet building that we own. As of December 31, 2012, we believe we have adequate space to accommodate our corporate staff located in the Baton Rouge area for the foreseeable future.

In addition to our corporate headquarters, we also lease facilities for our home health and hospice care centers and own one hospice inpatient unit and lease one hospice inpatient unit. Generally, these leases have an initial term of three years, but range from one to seven years. Most of these leases also contain an option to extend the lease period. The following table shows the location of our 435 Medicare-certified home health, 97 hospice care centers and two hospice inpatient units at December 31, 2012:

<u>State</u>	<u>Home Health</u>	<u>Hospice</u>	<u>State</u>	<u>Home Health</u>	<u>Hospice</u>
Alaska . . . . .	1	—	Missouri . . . . .	6	—
Alabama . . . . .	30	7	New Jersey . . . . .	2	2*
Arkansas . . . . .	6	—	New York . . . . .	5	—
Arizona . . . . .	6	—	New Hampshire . . . . .	2	4*
California . . . . .	12	—	North Carolina . . . . .	8	10
Colorado . . . . .	2	—	Ohio . . . . .	6	1
Connecticut . . . . .	4	2	Oklahoma . . . . .	8	—
Delaware . . . . .	2	—	Oregon . . . . .	4	2
Florida . . . . .	37	—	Pennsylvania . . . . .	10	6
Georgia . . . . .	67	6	Rhode Island . . . . .	1	2
Idaho . . . . .	2	1	South Carolina . . . . .	19	9
Illinois . . . . .	5	—	Tennessee . . . . .	51	10
Indiana . . . . .	10	1	Texas . . . . .	17	1
Kansas . . . . .	2	1	Virginia . . . . .	22	1
Kentucky . . . . .	25	—	Washington . . . . .	1	1
Louisiana . . . . .	12	7	West Virginia . . . . .	11	5
Massachusetts . . . . .	9	10	Wisconsin . . . . .	2	—
Maine . . . . .	2	5	Wyoming . . . . .	4	3
Maryland . . . . .	9	2	Washington, D.C. . . . .	1	—
Mississippi . . . . .	11	—	Carolina, Puerto Rico . . . . .	1	—
			Total	<u>435</u>	<u>99</u>

\* Includes one hospice inpatient unit

**ITEM 3. LEGAL PROCEEDINGS**

See Part IV, Item 15, “Note 10, Commitments and Contingencies” for information concerning our legal proceedings.

**ITEM 4. MINE SAFETY DISCLOSURES**

Not applicable.

## PART II

### ITEM 5. MARKET FOR REGISTRANT'S COMMON EQUITY, RELATED STOCKHOLDER MATTERS AND ISSUER PURCHASES OF EQUITY SECURITIES

#### Market Information and Holders

Our common stock trades on the NASDAQ under the trading symbol "AMED." The following table presents the range of high and low sales prices for our common stock for the periods indicated as reported on NASDAQ:

	Price Range of Common Stock	
	High	Low
Year Ended December 31, 2012:		
First Quarter .....	\$14.73	\$ 9.35
Second Quarter .....	15.51	9.51
Third Quarter .....	15.95	11.15
Fourth Quarter .....	13.99	9.52
Year Ended December 31, 2011:		
First Quarter .....	\$38.87	\$30.26
Second Quarter .....	35.59	24.90
Third Quarter .....	27.76	12.64
Fourth Quarter .....	14.74	9.12

As of March 7, 2013, there were approximately 554 holders of record of our common stock.

#### Dividend Policy

We have not declared or paid any cash dividends on our common stock or any other of our securities and do not expect to pay cash dividends for the foreseeable future. We currently intend to retain our future earnings, if any, to fund the development and growth of our business. Future decisions concerning the payment of dividends will depend upon our results of operations, financial condition, capital expenditure plans and debt service requirements, as well as such other factors as our Board of Directors, in its sole discretion, may consider relevant. In addition, our outstanding indebtedness restricts, and we anticipate any additional future indebtedness may restrict, our ability to pay cash dividends.

#### Purchases of Equity Securities

The following table provides the information with respect to purchases made by us of shares of our common stock during each of the months during the three-month period ended December 31, 2012:

Period	(a) Total Number of Share (or Units) Purchased	(b) Average Price Paid per Share (or Unit)	(c) Total Number of Shares (or Units) Purchased as Part of Publicly Announced Plans or Programs	(d) Maximum Number (or Approximate Dollar Value) of Shares (or Units) That May Yet Be Purchased Under the Plans or Programs
October 1, 2012 to October 31, 2012 .....	314	\$13.12	—	\$—
November 1, 2012 to November 30, 2012 ....	3,067	11.64	—	—
December 1, 2012 to December 31, 2012 ....	3,755	11.11	—	—
	7,136(1)	\$11.42	—	\$—

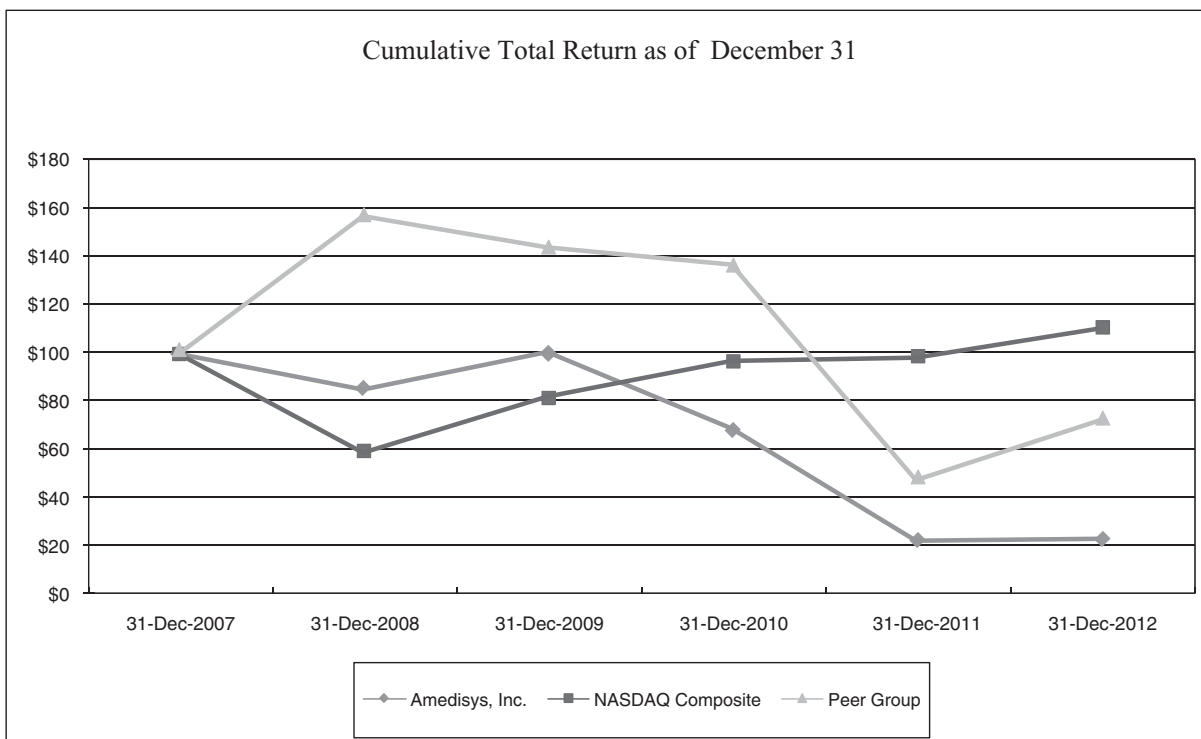
- (1) Consists of shares of common stock surrendered to us by certain employees to:
- i. satisfy tax withholding obligations in connection with the vesting of stock previously awarded to such employees under our 2008 Omnibus Incentive Compensation Plan.



- ii. satisfy tax withholding obligations in connection with the exercise of stock options previously awarded to such employees under our 1998 Stock Option Plan.

### Stock Performance Graph

The Performance Graph below compares the cumulative total stockholder return on our common stock, \$0.001 par value per share, for the five-year period ended December 31, 2012, with the cumulative total return on the NASDAQ composite index and an industry peer group over the same period (assuming the investment of \$100 in our common stock, the NASDAQ composite index and the industry peer group) on December 31, 2007 and the reinvestment of dividends. The peer group we selected is comprised of: Gentiva Health, Inc. (“GTIV”), LHC Group, Inc. (“LHCG”) and Almost Family, Inc. (“AFAM”). The cumulative total stockholder return on the following graph is historical and is not necessarily indicative of future stock price performance. No cash dividends have been paid on our common stock.



	<u>12/31/2007</u>	<u>12/31/2008</u>	<u>12/31/2009</u>	<u>12/31/2010</u>	<u>12/31/2011</u>	<u>12/31/2012</u>
Amedisys, Inc. ....	\$100.00	\$ 85.20	\$100.16	\$ 69.04	\$22.49	\$ 23.30
NASDAQ Composite .....	\$100.00	\$ 59.03	\$ 82.25	\$ 97.32	\$98.63	\$110.78
Peer Group .....	\$100.00	\$157.28	\$144.40	\$137.17	\$47.69	\$ 72.48

*This stock performance information is “furnished” and shall not be deemed to be “soliciting material” or subject to Regulation 14A under the Securities Exchange Act of 1934 (the “Exchange Act”), shall not be deemed “filed” for purposes of Section 18 of the Exchange Act or otherwise subject to the liabilities of that section, and shall not be deemed incorporated by reference in any filing under the Securities Act of 1933, as amended, or the Exchange Act, whether made before or after the date of this report and irrespective of any general incorporation by reference language in any such filing, except to the extent we specifically incorporate the information by reference.*

## ITEM 6. SELECTED FINANCIAL DATA

The selected consolidated financial data presented below is derived from our audited consolidated financial statements for the five-year period ended December 31, 2012, based on our continuing operations. The financial data for the years ended December 31, 2012, 2011 and 2010 should be read together with our consolidated financial statements and related notes included in Part IV, Item 15 “Exhibits and Financial Statement Schedules” and the information included in Item 7, “Management’s Discussion and Analysis of Financial Condition and Results of Operations” herein.

	<u>2012 (1)(2)(3)(4)</u>	<u>2011 (4)(5)(6)(7)</u>	<u>2010 (5)(6)(7)(8)</u>	<u>2009</u>	<u>2008 (9)(10)</u>
	(Amounts in thousands, except per share data)				
<b>Income Statement Data:</b>					
Net service revenue . . . . .	\$1,487,905	\$1,468,305	\$1,601,070	\$1,482,494	\$1,168,303
Operating (loss) income from continuing operations . . . . .	\$ (112,205)	\$ (469,975)	\$ 211,281	\$ 238,847	\$ 161,046
Net (loss) income from continuing operations attributable to Amedisys, Inc. . . . .	\$ (82,305)	\$ (374,955)	\$ 123,349	\$ 140,550	\$ 89,104
Net (loss) income from continuing operations attributable to Amedisys, Inc. per basic share . . .	\$ (2.75)	\$ (13.07)	\$ 4.40	\$ 5.16	\$ 3.37
Net (loss) income from continuing operations attributable to Amedisys, Inc. per diluted share . . . . .	\$ (2.75)	\$ (13.07)	\$ 4.33	\$ 5.06	\$ 3.31

- (1) During 2012, we incurred costs associated with the prepayment of the term loan and a portion of our existing senior notes associated with our March 26, 2008 Senior Credit Facility, which amounted to \$4.7 million (\$2.8 million, net of tax).
- (2) During 2012, we received \$3.6 million (\$2.1 million, net of tax) as the result of a lawsuit settlement.
- (3) During 2012, we incurred legal expenses related to the U.S. Department of Justice Civil Investigative Demand and SEC investigation. These costs amount to \$8.5 million (5.0 million, net of tax).
- (4) During 2012 and 2011, we recorded a \$162.1 million (\$110.2 million, net of tax and non-controlling interest) and a \$579.9 million (\$438.4 million, net of tax) charge for the impairment of goodwill and other intangibles. During 2011, we also released a valuation allowance related to specific deferred tax assets which amount to \$1.9 million.
- (5) During 2011 and 2010, we received CMS bonus payments as the result of a pay for performance demonstration which amounted to \$4.7 million (\$2.9 million, net of tax) and \$3.6 million (\$2.2 million, net of tax), respectively.
- (6) During 2011 and 2010, we incurred certain costs associated with the realignment of our operations and legal expenses related to the United States Senate Committee on Finance inquiry and SEC and DOJ investigations. These costs amounted to \$10.1 million (\$6.1 million, net of tax) and \$9.6 million (\$5.8 million, net of tax), respectively.
- (7) During 2011 and 2010, we incurred certain costs associated with our exit activities of \$3.4 million (\$2.0 million, net of tax) and \$11.4 million (\$7.0 million, net of tax), respectively (see Part IV, Item 15, “Note 13, Exit Activity” for further details).
- (8) During 2010, we settled our Georgia indigent care liability for the years 2007 through 2009 for \$3.7 million (\$2.2 million, net of tax).
- (9) On March 26, 2008, we acquired 100% of the stock of TLC, a privately-held provider of home nursing services with 92 home health and 11 hospice care centers located in 22 states and the District of Columbia, and on February 28, 2008, we acquired the stock of Family Home Health Care, Inc. and Comprehensive Home Healthcare Services, Inc. (“HMA”), a home health provider with 24 care centers in Tennessee and Kentucky.
- (10) During 2008, certain TLC integration costs were incurred primarily for the payment of severance for TLC employees and for the conversion of the acquired TLC care centers to our operating systems, including our POC network. The costs were included in general and administrative expenses and amounted to \$4.0 million (\$2.4 million, net of tax) for 2008.

	<u>2012</u>	<u>2011</u>	<u>2010</u>	<u>2009</u>	<u>2008</u>
	(Amounts in thousands)				
<b>Balance Sheet Data:</b>					
Total assets . . . . .	\$730,595	\$858,285	\$1,299,863	\$1,172,386	\$1,070,303
Total debt, including current portion . . . . .	\$102,711	\$145,439	\$ 181,866	\$ 215,153	\$ 328,574
Total Amedisys, Inc. stockholders' equity . . . . .	\$452,340	\$518,868	\$ 877,857	\$ 735,166	\$ 561,335
Cash dividends declared per common share . . . . .	\$ —	\$ —	\$ —	\$ —	\$ —

**ITEM 7. MANAGEMENT’S DISCUSSION AND ANALYSIS OF FINANCIAL CONDITION AND RESULTS OF OPERATIONS**

*The following discussion and analysis provides information we believe is relevant to an assessment and understanding of our results of operations and financial condition for 2012, 2011 and 2010 . This discussion should be read in conjunction with our audited financial statements included in Part IV, Item 15, “Exhibits and Financial Statement Schedules” and Part I, Item 1, “Business” of this Annual Report on Form 10-K. The following analysis contains forward-looking statements about our future revenues, operating results and expectations. See “Special Caution Concerning Forward-Looking Statements” for a discussion of the risks, assumptions and uncertainties affecting these statements as well as Part I, Item 1A, “Risk Factors.”*

**Overview**

We are a leading provider of high-quality, low-cost home health services to the chronic, co-morbid, aging American population, with approximately 82%, 85% and 86% of our revenue derived from Medicare for 2012, 2011 and 2010, respectively. During 2012, we had \$1,487.9 billion in net service revenue, recorded a net loss per diluted share of \$(2.79) and had cash flow from operations of \$69.5 million. During 2012, we recorded a \$162.1 million impairment charge of goodwill and other intangibles as a result of the decline in our market capitalization and operating forecasts during 2012 – see “Goodwill Impairment” below for additional information.

Our operations involve servicing patients through our two reportable business segments: home health and hospice. Our home health segment delivers a wide range of services in the homes of individuals who may be recovering from an illness, injury or surgery. Our hospice segment provides care that is designed to provide comfort and support for those who are facing a terminal illness. As of December 31, 2012, we owned and operated 435 Medicare-certified home health care centers, 97 Medicare-certified hospice care centers and two hospice inpatient units, in 38 states within the United States, the District of Columbia and Puerto Rico, as detailed below:

	<u>Owned and Operated Care Centers</u>	
	<u>Home Health</u>	<u>Hospice</u>
At December 31, 2010 .....	486	67
Acquisitions .....	—	23
Start-ups .....	8	4
Closed/Consolidated .....	<u>(55)</u>	<u>(7)</u>
At December 31, 2011 .....	439	87
Acquisitions .....	1	10
Start-ups .....	3	4
Closed/Consolidated .....	<u>(8)</u>	<u>(4)</u>
At December 31, 2012 .....	<u>435</u>	<u>97</u>

In accordance with applicable accounting guidance, the care centers which were closed in 2012 (three home health care centers) and 2011 (27 home health care centers and two hospice care centers) are presented as discontinued operations in our consolidated financial statements.

When we refer to “same store business,” we mean home health and hospice care centers that we have operated for at least the last twelve months; when we refer to “acquisitions,” we mean home health and hospice care centers that we acquired within the last twelve months; and when we refer to “start-ups,” we mean home health or hospice care centers opened by us in the last twelve months. Once a care center has been in operation for a twelve month period, the results for that particular care center are included as part of our same store business from that date forward. Non-Medicare revenue, admissions, recertifications or completed episodes, includes home health revenue, admissions, recertifications or completed episodes of care for those payors that pay on an episodic or per visit basis, which includes Medicare Advantage programs and private payors.

## **Goodwill Impairment**

We completed our annual impairment test of goodwill and intangible assets as of October 31, 2012, and recorded a non-cash goodwill and other intangible assets impairment charge of \$162.1 million during the fourth quarter of 2012 primarily related to our home health unit. Our hospice reporting unit's fair value exceeded the book value by 9%. Our hospice reporting unit goodwill at December 31, 2012 was \$191.4 million. In addition, a further significant and sustained decline in our stock price and market capitalization, a significant decline in our expected future cash flows, a significant adverse change in the business climate or slower growth rates could result in the need to perform an impairment analysis prior to our annual impairment test under Accounting Standard Codification ("ASC") Topic 350 "Intangibles – Goodwill and Other" in future periods. See Note 5 to our consolidated financial statements for additional information on the impairment charge.

## **Recent Developments**

### *Governmental Inquiries and Investigations and Stockholder Litigation*

See Note 10 to our consolidated financial statements for a discussion of and updates regarding the governmental inquiries and investigations, self-disclosure matters and class action litigation we are involved in. No assurances can be given as to the timing or outcome of these items.

### *Health Care Reform*

In March 2010, President Obama signed into law the Patient Protection and Affordable Care Act ("PPACA") and the Health Care and Education Reconciliation Act of 2010 ("HCERA"), which amends the PPACA (collectively, the "Health Care Reform Bills"). The Health Care Reform Bills make a number of changes to Medicare payment rates, including the reinstatement of the 3% home health rural add-on, which began on April 1, 2010 (expiring January 1, 2016). The Health Care Reform Bills also include a systematic rebasing of the amount Centers for Medicare and Medicaid Services ("CMS") reimburses for home health services, to be phased in over four years, beginning in 2014. We anticipate that many of the provisions of the Health Care Reform Bills may be subject to further clarification and modification through the rule-making process. It is uncertain at this time the effect that rebasing will have on our future results of operations or cash flows.

### *Payment*

In November 2012, CMS issued a final rule to update and revise Medicare home health reimbursement rates for the calendar year 2013. The final rule includes a 2.3% market basket increase, a 1% reduction mandated by the PPACA, and a negative 1.32% case-mix adjustment. The net effect of these changes is a 0.04% decrease in the base rate. Additionally, the wage index was updated which impacts providers differently depending on their geographic location, and a change was made to the outlier eligibility standard. In total, CMS estimates that the effect of all changes will result in a 0.01% reduction in reimbursement to home health providers.

In July 2012, CMS issued a notice to update and revise the Medicare hospice wage index for fiscal year 2013. The notice includes a 2.6% market basket update which is reduced by the following: a productivity adjustment of 0.7%, a 0.3% adjustment from the PPACA and 0.7% for the updated wage index and budget neutrality adjustment factor. The net effect of the notice is a 0.9% increase in the base rate for 2013.

The failure of the 2011 Joint Select Committee to meet its Deficit Reduction goal will result in an automatic reduction in Medicare home health and hospice payments of 2% in 2013. These cuts, in addition to the payment updates discussed above, will go into effect unless a new law is enacted that specifically addresses these cuts. Currently, the 2% reduction will be effective April 1, 2013. However, we have not received guidance as to how this payment reduction will be administered in 2013.

### *National Agreement with Humana*

On July 1, 2012, we received a notice of termination without cause, effective September 30, 2012, of our episodic-based national home health services provider agreement with Humana, Inc. ("Humana"). We signed a new agreement

with Humana, effective October 15, 2012, to receive payment for home health services on a per visit basis. While the new agreement is national in scope, not all markets served under the former agreement will be served under the new agreement. Revenue earned from Humana has been approximately \$65-\$70 million on an annualized basis, and we anticipate the new agreement will generate revenue levels of approximately half this amount. Revenue was impacted beginning in the fourth quarter of 2012; however, the full impact will not occur until 2013.

## Results of Operations

### Consolidated

The following table summarizes our results from continuing operations (amounts in millions):

	<b>For the Years Ended December 31,</b>		
	<b>2012</b>	<b>2011</b>	<b>2010</b>
Net service revenue . . . . .	\$1,487.9	\$1,468.3	1,601.1
Gross margin, excluding depreciation and amortization . . . . .	646.8	687.7	807.1
<i>% of revenue</i> . . . . .	<i>43.5%</i>	<i>46.8%</i>	<i>50.4%</i>
Other operating expenses . . . . .	596.9	577.8	595.8
<i>% of revenue</i> . . . . .	<i>40.1%</i>	<i>39.4%</i>	<i>37.2%</i>
Goodwill and other intangibles impairment charge . . . . .	162.1	579.9	—
Operating (loss) income . . . . .	<u>(112.2)</u>	<u>(470.0)</u>	<u>211.3</u>
Income tax (expense) benefit . . . . .	21.4	103.1	(79.2)
<i>Effective income tax rate</i> . . . . .	<i>(18.0%)</i>	<i>(21.6%)</i>	<i>39.0%</i>
(Loss) income from continuing operations . . . . .	<u>(97.3)</u>	<u>(374.8)</u>	<u>124.0</u>
Net loss from discontinued operations . . . . .	(1.3)	(7.5)	(10.8)
Net loss (income) attributable to noncontrolling interests . . . . .	15.0	(0.1)	(0.7)
Net (loss) income attributable to Amedisys, Inc. . . . .	<u>\$ (83.6)</u>	<u>\$ (382.4)</u>	<u>112.5</u>

### *Year Ended December 31, 2012 Compared to the Year Ended December 31, 2011*

Our operating income, excluding the \$162 million and \$580 million goodwill and other intangibles impairment charges in 2012 and 2011, declined \$60 million primarily the result of the 2012 CMS rate cut of approximately \$43 million. Additionally, we had lower home health Medicare volumes, offset by an increase in non-Medicare volumes which were at a lower margin. Our hospice operations benefitted from a full year impact of our Beacon hospice acquisition which closed in June 2011. Other operating expenses increased \$19 million, with \$10 million the result of increases in our provision for doubtful accounts related to the increase in our non-Medicare revenue and depreciation expense. The remainder is from increased worker's compensation expenses, severance costs, and information technology costs associated with the rollout of our Point-of-Care ("POC") technology to our hospice division.

During the fourth quarter of 2012, we entered into a new unsecured bank credit facility and amended our senior note agreement and as result we incurred debt prepayment fees of \$3.6 million and wrote-off unamortized debt issuance costs of \$1.1 million. In addition, we received \$3.6 million from a bankruptcy settlement.

During 2012 and 2011, we recorded a \$162 million and \$580 million impairment charges of goodwill and other intangibles as a result of the decline in our market capitalization and forecasts. We recognized a deferred tax benefit of \$37 million and \$141 million as a result of the impairment charges during 2012 and 2011, respectively.

In addition to the \$37 million and \$141 million deferred tax benefits discussed above, tax expense for 2012 includes a favorable adjustment of \$2 million related to various credits for state employment and training and state and federal research and development and tax expense for 2011 included a favorable adjustment of \$2 million related to the release of a valuation allowance on specific deferred tax assets related to the utilization of state net operating losses during the third quarter of 2011.

**Year Ended December 31, 2011 Compared to the Year Ended December 31, 2010**

Our operating income from continuing operations, excluding the \$580 million goodwill and other intangibles impairment charge, declined \$101 million from 2010 as our home health operating income decreased \$114 million, our hospice operating income increased \$21 million and corporate operating expenses increased \$8 million. Approximately \$62 million of the decrease in our home health operating income resulted from the 2011 CMS rate cut. In addition, our home health division experienced declines in Medicare volumes and declines in revenue per episode in excess of the rate cut which further impacted our performance. Our hospice division benefitted from the acquisition of Beacon Hospice, Inc. (“Beacon”) which added approximately \$50 million in revenue. The increase in our corporate operating expenses primarily related to additional salary costs, depreciation and amortization, legal fees and growth in our corporate services related to our Beacon acquisition.

During 2011, we recorded a \$580 million impairment charge of goodwill and other intangibles. We recognized a deferred tax benefit of \$141 million as a result of the impairment charge.

In addition to the \$141 million deferred tax benefit discussed above, income tax expense for 2011 included a one-time favorable adjustment of \$2 million related to the release of a valuation allowance on specific deferred tax assets related to the utilization of state net operating losses during the third quarter of 2011.

Home Health Division

During 2012, management revised its measurement of the home health segment’s operating income (loss) to include certain expenses previously captured in the corporate support function which are directly attributable to the support of the home health segment. Prior periods have been restated to conform to this presentation. The following table summarizes our home health segment’s results from continuing operations:

	<b>For the Years Ended December 31,</b>		
	<b>2012</b>	<b>2011</b>	<b>2010</b>
<b>Financial Information (in millions):</b>			
Medicare .....	\$ 952.6	\$ 1,037.7	\$ 1,242.6
Non-Medicare .....	245.4	212.8	219.9
Net service revenue .....	1,198.0	1,250.5	1,462.5
Cost of service .....	691.1	664.0	719.9
Gross margin .....	506.9	586.5	742.6
Other operating expenses .....	382.5	366.5	408.4
Operating income before impairment(1) .....	<u>\$ 124.4</u>	<u>\$ 220.0</u>	<u>\$ 334.2</u>
<b>Key Statistical Data:</b>			
<b>Medicare:</b>			
<i>Same Store Volume(2):</i>			
Revenue .....	(7%)	(15%)	1%
Admissions .....	0%	(5%)	3%
Recertifications .....	(8%)	(7%)	(11%)
<i>Total:</i>			
Admissions .....	200,590	202,603	216,049
Recertifications .....	139,042	152,118	166,130
Completed episodes .....	329,575	342,836	369,979
Visits .....	6,307,254	6,566,544	7,164,145
Average revenue per completed episode(3) .....	\$ 2,874	\$ 3,027	\$ 3,336
Visits per completed episode(4) .....	18.7	18.7	19.1
<b>Non-Medicare:</b>			
Admissions .....	93,016	73,880	71,136
Recertifications .....	42,400	38,260	37,950
Visits .....	2,074,446	1,754,255	1,716,361
<b>Total:</b>			
Cost per Visit .....	\$ 82.45	\$ 79.80	\$ 81.07
Visits .....	8,381,700	8,320,799	8,880,506

- (1) Operating loss of \$37.2 million and \$359.9 million on a GAAP basis for the years ended December 31, 2012 and 2011, respectively.
- (2) Medicare revenue, admissions or recertifications growth is the percent increase (decrease) in our Medicare revenue, admissions or recertifications for the period as a percent of the Medicare revenue, admissions or recertifications of the prior period.
- (3) Average Medicare revenue per completed episode is the average Medicare revenue earned for each Medicare completed episode of care.
- (4) Medicare visits per completed episode are the home health Medicare visits on completed episodes divided by the home health Medicare episodes completed during the period.

#### ***Year Ended December 31, 2012 Compared to the Year Ended December 31, 2011***

Our operating income declined \$96 million from 2011. The significant factors impacting our performance were the \$43 million reduction in reimbursement and a \$22 million increase in our cost per visit.

#### Net Service Revenue

Revenue declined \$52 million as a result of an \$85 million decrease in our Medicare revenue and a \$33 million increase in our non-Medicare revenue.

Our Medicare revenue decline consisted of approximately a \$53 million rate impact (\$43 million from 2012 CMS rate cut) with the remainder the result of lower recertifications and admissions. The decline in recertifications is the result of a lower census at the beginning of the year and an overall reduction in the number of episodes that our patients required in 2012.

Our non-Medicare revenue increased \$33 million on growth in private contracts signed in 2012. As previously described, our fourth quarter was impacted by a change in the terms of our Humana contract, as it moved from an episodic to per-visit payment. This change adversely impacted revenue in the fourth quarter of 2012; however, the full revenue impact will not be reflected in our results until the first quarter of 2013.

#### Cost of Service, excluding Depreciation and Amortization

Our cost of service increased \$27 million primarily as a result of our increase in cost per visit. The increase in cost per visit was the result of wage inflation and additional clinical support resources. The remainder of the increase in cost of service is due to the increase in our non-Medicare visits.

#### Other Operating Expenses

Other operating expenses, excluding the goodwill and other intangibles impairment charge, increased approximately \$16 million resulting from increases in salaries and wages and an increase in our provision for doubtful accounts, which is reflective of our increase in non-Medicare revenue.

#### ***Year Ended December 31, 2011 Compared to the Year Ended December 31, 2010***

#### Net Service Revenue

During 2011, we experienced significant declines in our volume of admissions and recertification and revenue per episode which contributed to a \$208 million decline in our home health net service revenue excluding the \$4 million for the settlement of our Georgia indigent care liability we recognized during 2010. Approximately \$62 million of the decline in revenue was due to the 5.2% CMS rate cut for 2011 and approximately \$3 million was related to the 2012 CMS rate cut on our episodes in progress at December 31, 2011.



We experienced a decline in Medicare admissions and recertifications during 2011, which accounted for approximately \$91 million of the decline in total Medicare revenue. We believe our admission volumes were negatively impacted by the CMS face-to-face requirements. While our Medicare recertifications as a percentage of completed episodes decreased less than 1%, we experienced a 5% decline in same store Medicare-based recertifications. The primary reason for the decrease is the overall decline in our patient census, driven by the decline in admission volumes.

Our revenue per episode decline of 9% resulted in an approximately \$107 million decrease in revenue, with approximately \$62 million primarily the result of the 5.2% CMS rate cut for 2011. We performed approximately 64,000 therapy visits which became non-billable due to our failure to meet the requirements of the CMS therapy assessment regulation, resulting in an estimated \$11 million reduction in revenue for 2011.

#### Cost of Service, excluding Depreciation and Amortization

The decrease in cost of service was due to the decline in visit volume, which corresponded to our decline in admission and recertification volume in 2011 and a decrease in our cost per visit. We performed approximately 560,000 fewer visits in 2011, which accounted for \$45 million of the decrease. The remainder was due to the decline in cost per visit, which is due primarily to our conversion of therapists to our pay-per-visit models, our focus on productivity and a decline in therapy visits.

#### Other Operating Expenses

Our other operating expenses, excluding the goodwill and other intangibles impairment charge, decreased \$42 million primarily as a result of reductions in salaries and benefits, rent and bad debt expense. A significant portion of the reduction was due to the consolidation of 27 operating care centers during 2011.

#### Hospice Division

During 2012, management revised its measurement of the hospice segment's operating income to include certain expenses previously captured in the corporate support function which are directly attributable to the support of the hospice segment. Prior periods have been restated to conform to this presentation. The following table summarizes our hospice segment's results from continuing operations:

	<b>For the Years Ended December 31,</b>		
	<b>2012</b>	<b>2011</b>	<b>2010</b>
<b>Financial Information (in millions):</b>			
Medicare . . . . .	\$ 273.8	\$ 204.5	\$ 131.0
Non-Medicare . . . . .	16.1	13.3	7.6
Net service revenue . . . . .	289.9	217.8	138.6
Cost of service . . . . .	150.0	116.6	74.1
Gross margin . . . . .	139.9	101.2	64.5
Other operating expenses . . . . .	77.8	51.9	35.8
Operating income before impairment (1) . . . . .	<u>\$ 62.1</u>	<u>\$ 49.3</u>	<u>\$ 28.7</u>
<b>Key Statistical Data:</b>			
Same store Medicare revenue growth (2) . . . . .	13%	19%	21%
Hospice admits . . . . .	19,161	15,889	11,275
Average daily census . . . . .	5,427	4,197	2,832
Revenue per day . . . . .	\$145.94	\$142.14	\$134.09
Cost of service per day . . . . .	\$ 75.43	\$ 75.85	\$ 71.65
Average length of stay . . . . .	99	88	88

- 
- (1) Operating income of \$61.6 million on a GAAP basis for the year ended December 31, 2012.
  - (2) Same store Medicare revenue growth is the percent increase in our Medicare revenue for the period as a percent of the Medicare revenue of the prior period.

#### ***Year Ended December 31, 2012 Compared to the Year Ended December 31, 2011***

Our operating income increased \$13 million primarily as the result of our growth in our average daily census and our ability to keep our cost per day flat over 2011.

##### Net Service Revenue

Our hospice revenue increased \$72 million, primarily as the result of \$36 million from a full year impact of our Beacon acquisition (which closed in June 2011) and \$32 million from an increase in admissions and average daily census at our existing care centers. Our revenue also benefitted from a 2.5% hospice rate increase effective October 1, 2011 offset by a \$1 million increase in our hospice cap adjustment.

##### Cost of Service, excluding Depreciation and Amortization

Our hospice cost of service increased \$33 million which corresponds to our 29% increase in average daily census. Our hospice clinicians are generally paid on a salaried basis, and our care centers are staffed based on their average census.

##### Other Operating Expenses

Our other operating expenses, excluding the other intangibles impairment charge, increased \$26 million as the result of a full year of Beacon operations and an increase in salaries and wages related to wage inflation and census growth.

#### ***Year Ended December 31, 2011 Compared to the Year Ended December 31, 2010***

##### Net Service Revenue

Our hospice revenue increased \$79 million, primarily the result of our Beacon acquisition which added \$50 million. The increase in same store revenue in 2011 was due to a 19% increase in average daily census over 2010. Our 2011 revenue includes an increase related to annual hospice rate increases effective October 1, 2010 and 2011, which were approximately 1.8% and 2.5%, respectively. Additionally, our 2011 hospice revenue is net of a \$1 million hospice cap adjustment, which was down \$0.6 million from 2010.

##### Cost of Service excluding Depreciation and Amortization

Our hospice cost of service increased \$43 million due to acquisition of Beacon and the 19% increase in our same store average daily census. Our same store cost of service increased 19%, which is comparable to our increase in our same store average daily census.

##### Other Operating Expenses

Our other operating expenses increased \$16 million, primarily due to our Beacon acquisition.

## Liquidity and Capital Resources

### Cash Flows

The following table summarizes our cash flows for the periods indicated (amounts in millions):

	For the Years Ended December 31,		
	2012	2011	2010
Cash provided by operating activities . . . . .	\$ 69.5	\$ 141.2	\$206.3
Cash used in investing activities . . . . .	(60.0)	(180.7)	(73.6)
Cash used in financing activities . . . . .	(43.0)	(32.8)	(46.9)
Net decrease in cash and cash equivalents . . . . .	(33.5)	(72.3)	85.8
Cash and cash equivalents at beginning of period . . . . .	48.0	120.3	34.5
Cash and cash equivalents at end of period . . . . .	<u>\$ 14.5</u>	<u>\$ 48.0</u>	<u>\$120.3</u>

Cash provided by operating activities decreased \$71.7 million during 2012 compared to 2011 and decreased \$65.1 million during 2011 compared to 2010 primarily due to the reduction in reimbursement and a decline in operating performance as well as an increase in our days revenue outstanding. The recognition of the goodwill and intangible asset impairment charge of \$162.1 million and \$579.9 million, which resulted in the net loss for 2012 and 2011, is a non-cash item and therefore had no impact on our cash flow from operations.

Cash used in investing activities decreased \$120.7 million during 2012 compared to 2011 primarily due to a decrease in acquisition activities of \$119.7 million. Cash used in investing activities increased \$107.1 million during 2011 compared to 2010 due to our Beacon acquisition (\$126.0 million) offset by a decrease in capital expenditures (\$19.6 million).

Cash used in financing activities increased \$10.2 million during 2012 compared to 2011. We decreased our outstanding long-term obligations net of borrowings by \$42.7 million from December 31, 2011. Cash used in financing activities decreased \$14.1 million during 2011 compared to 2010 due to a decrease in the exercise of stock options, a decrease in repayments on our long-term obligations and the decrease in the repurchase of company stock.

### Liquidity

Typically, our principal source of liquidity is the collection of our patient accounts receivable, primarily through the Medicare program; however, from time to time, we can and do obtain additional sources of liquidity through sales of our equity or by the incurrence of additional indebtedness. As of December 31, 2012, we had \$14.5 million in cash and cash equivalents and \$144.5 million in availability under our \$165.0 million Revolving Credit Facility.

During 2012, we spent \$21.1 million in routine capital expenditures compared to \$19.1 million and \$38.5 million during 2011 and 2010, respectively. Routine capital expenditures primarily include equipment and computer software and hardware. In addition, we spent \$27.2 million in non-routine capital expenditures related to enhancements to our point of care software compared to \$25.3 million and \$25.5 million during 2011 and 2010. Our routine and non-routine capital expenditures for 2013 are expected to be approximately \$20.0 million and \$35.0 million, respectively. Based on our operating forecasts and our debt service requirements, we believe we will have sufficient liquidity to fund our operations, capital requirements and debt service requirements over the next twelve months and into the foreseeable future.

### ***Outstanding Patient Accounts Receivable***

Our patient accounts receivable, net increased \$21.1 million from December 31, 2011 to December 31, 2012. Our cash collection as a percentage of revenue was 100.6% and 103.4% for December 31, 2012 and 2011, respectively. Our days revenue outstanding, net at December 31, 2012 increased 6.2 days since December 31, 2011 and 2.8 days since September 30, 2012 primarily as a result of billing delays associated with the integration of the Beacon care centers to our billing platform. We expect to see continued improvements in cash collections during the first quarter of 2013.

Our patient accounts receivable includes unbilled receivables and are aged based upon our initial service date. At December 31, 2012, our unbilled patient accounts receivable, as a percentage of gross patient accounts receivable, was 32.2%, or \$63.4 million, compared to 28.3%, or \$48.8 million, at December 31, 2011. The increase in our unbilled patient accounts receivable was related to our Beacon acquisition. We monitor unbilled receivables on a care center by care center basis to ensure that all efforts are made to bill claims within timely filing deadlines. The timely filing deadline for Medicare is one year from the date the episode was completed and varies by state for Medicaid-reimbursable services and among insurance companies and other private payors.

Our provision for estimated revenue adjustments (which is deducted from our service revenue to determine net service revenue) and provision for doubtful accounts were as follows for the periods indicated (amounts in millions). We fully reserve for both our Medicare and other patient accounts receivable that are aged over 365 days.

	<b>For the Years Ended December 31,</b>	
	<b>2012</b>	<b>2011</b>
Provision for estimated revenue adjustments (1) . . . . .	\$10.6	\$12.1
Provision for doubtful accounts (2) . . . . .	21.7	13.7
Total . . . . .	<u>\$32.3</u>	<u>\$25.8</u>
As a percent of revenue . . . . .	<u>2.2%</u>	<u>1.8%</u>

- (1) Includes \$0.2 million and \$0.3 million from discontinued operations for the years ended December 31, 2012 and 2011, respectively.
- (2) Includes \$0.1 million and \$0.2 million from discontinued operations for the years ended December 31, 2012 and 2011, respectively.

The following schedules detail our patient accounts receivable, net of estimated revenue adjustments, by payor class, aged based upon initial date of service (amounts in millions, except days revenue outstanding, net):

	<b>0-90</b>	<b>91-180</b>	<b>181-365</b>	<b>Over 365</b>	<b>Total</b>
<b>At December 31, 2012:</b>					
Medicare patient accounts receivable, net (1) . . . . .	<u>\$96.2</u>	<u>\$17.1</u>	<u>\$2.1</u>	<u>\$—</u>	<u>\$115.4</u>
Other patient accounts receivable:					
Medicaid . . . . .	14.9	4.4	2.0	0.3	21.6
Private . . . . .	30.4	12.9	7.8	2.1	53.2
Total . . . . .	<u>\$45.3</u>	<u>\$17.3</u>	<u>\$9.8</u>	<u>\$ 2.4</u>	<u>\$ 74.8</u>
Allowance for doubtful accounts (2) . . . . .					(21.0)
Non-Medicare patient accounts receivable, net . . . . .					<u>\$ 53.8</u>
Total patient accounts receivable, net . . . . .					<u>\$169.2</u>
Days revenue outstanding, net (3) . . . . .					<u>41.5</u>

	<u>0-90</u>	<u>91-180</u>	<u>181-365</u>	<u>Over 365</u>	<u>Total</u>
<b>At December 31, 2011:</b>					
Medicare patient accounts receivable, net (1) .....	\$87.8	\$18.1	\$2.3	\$—	\$108.2
Other patient accounts receivable:					
Medicaid .....	12.3	2.9	1.2	0.3	16.7
Private .....	27.0	6.9	4.9	1.8	40.6
Total .....	<u>\$39.3</u>	<u>\$ 9.8</u>	<u>\$6.1</u>	<u>\$ 2.1</u>	\$ 57.3
Allowance for doubtful accounts (2) .....					(17.4)
Non-Medicare patient accounts receivable, net .....					<u>\$ 39.9</u>
Total patient accounts receivable, net .....					<u>\$148.1</u>
Days revenue outstanding, net (3) .....					<u>35.3</u>

- (1) The following table summarizes the activity and ending balances in our estimated revenue adjustments (amounts in millions), which is recorded to reduce our Medicare outstanding patient accounts receivable to their estimated net realizable value, as we do not estimate an allowance for doubtful accounts for our Medicare claims.

	<b>For the Years Ended December 31,</b>	
	<u>2012</u>	<u>2011</u>
Balance at beginning of period .....	\$ 6.8	\$ 6.5
Provision for estimated revenue adjustments (a) .....	10.6	12.1
Write offs .....	(11.0)	(11.8)
Balance at end of period .....	<u>\$ 6.4</u>	<u>\$ 6.8</u>

- (a) Includes \$0.2 million and \$0.3 million from discontinued operations for the years ended December 31, 2012 and 2011, respectively.

Our estimated revenue adjustments were 5.3% and 5.9% of our outstanding Medicare patient accounts receivable at December 31, 2012 and 2011, respectively.

- (2) The following table summarizes the activity and ending balances in our allowance for doubtful accounts (amounts in millions), which is recorded to reduce only our Medicaid and private payer outstanding patient accounts receivable to their estimated net realizable value.

	<b>For the Years Ended December 31,</b>	
	<u>2012</u>	<u>2011</u>
Balance at beginning of period .....	\$ 17.4	\$ 21.0
Provision for doubtful accounts (a) .....	21.7	13.7
Write offs .....	(18.1)	(17.3)
Balance at end of period .....	<u>\$ 21.0</u>	<u>\$ 17.4</u>

- (a) Includes \$0.1 million and \$0.2 million from discontinued operations for the years ended December 31, 2012 and 2011 respectively.

Our allowance for doubtful accounts was 28.1% and 30.5% of our outstanding Medicaid and private patient accounts receivable at December 31, 2012 and 2011, respectively.

- (3) Our calculation of days revenue outstanding, net is derived by dividing our ending net patient accounts receivable (i.e., net of estimated revenue adjustments and allowance for doubtful accounts ) at December 31, 2012 and 2011 by our average daily net patient revenue for the three-month periods ended December 31, 2012 and 2011, respectively.

## ***Indebtedness***

### *Credit Agreement*

On October 26, 2012, we entered into a Credit Agreement that provides for senior unsecured facilities in an initial aggregate principal amount of up to \$225 million (the “Credit Facilities”). The Credit Facilities are comprised of (a) a term loan facility in an initial aggregate principal amount of \$60 million (the “Term Loan”); and (b) a revolving credit facility in an initial aggregate principal amount of up to \$165 million (the “Revolving Credit Facility”). The Credit Facilities are guaranteed by all of our material wholly-owned subsidiaries. We may increase the aggregate loan amount under the Credit Facilities by a maximum amount of \$100 million subject to receipt from the lenders, at their sole discretion, of commitments totaling the requested amount and the satisfaction of other terms and conditions.

The Revolving Credit Facility provides for and includes within its \$165 million limit a \$15 million swingline facility and commitments for up to \$50 million in letters of credit. The Revolving Credit Facility may be used to provide ongoing working capital and for other general corporate purposes. The final maturity of the Revolving Credit Facility is October 26, 2017.

The proceeds of the Term Loan and existing cash were used to pay off our existing term loan under our \$250 million Revolving Credit Facility dated March 26, 2008 with a principal balance of \$15 million and a portion of our existing senior notes with a principal balance of \$60 million. The final maturity of the Term Loan is October 26, 2017. The Term Loan amortizes beginning December 31, 2012 in 20 equal quarterly installments of \$3.0 million (subject to adjustment for prepayments), with the remaining balance due upon maturity. As of December 31, 2012, the principal balance of the Term Loan was \$57.0 million and is due on October 26, 2017.

The interest rate for the Credit Facilities will be selected by us from the following: (i) the ABR Rate plus the Applicable Margin (the “Base Rate Advance”) or (ii) the Eurodollar Rate plus the Applicable Margin (the “Eurodollar Rate Advance”). The “ABR Rate” means the greatest of (a) the Prime Rate, (b) the Federal Funds Rate plus 0.50% per annum and (c) the Eurodollar Rate for an interest period of one month plus 1% per annum. The “Eurodollar Rate” means the rate at which Eurodollar deposits in the London interbank market for an interest period of one, two, three or six months (as selected by us) are quoted. The “Applicable Margin” means 1.50% per annum for Base Rate Advances and 2.50% per annum for Eurodollar Rate Advances, subject to adjustment depending on our leverage ratio at the end of each quarter as presented in the table below. We are also subject to a commitment fee under the terms of the Credit Facilities, as presented in the table below.

<u>Total Leverage Ratio</u>	<u>Margin for ABR Loans</u>	<u>Margin for Eurodollar Loans</u>	<u>Commitment Fee</u>
≥ 1.50	1.75%	2.75%	0.50%
< 1.50 and ≥ 1.00	1.50%	2.50%	0.45%
< 1.00	1.25%	2.25%	0.40%

Our weighted average interest rate for our five year \$60.0 million Term Loan was 1.7% for 2012 and our five year \$150.0 million term loan was 1.0% for 2011.

The Credit Agreement requires us to meet two financial covenants. One is a leverage ratio of debt to earnings before interest, taxes, depreciation and amortization (“EBITDA”), which cannot exceed 2.0 and the second is a fixed charge coverage ratio of adjusted EBITDA plus rent expense (“EBITDAR”) (less capital expenditures less cash taxes) to scheduled debt repayments plus interest expense plus rent expense, which is required to be greater

than 1.25. The Credit Agreement also contains customary covenants, including, but not limited to, restrictions on (a) incurrence of liens; (b) incurrence of additional debt; (c) sales of assets and other fundamental corporate changes; (d) investments; (e) declarations of dividends; and (f) capital expenditures. These covenants contain customary exclusions and baskets. As of December 31, 2012, our total leverage ratio was 1.1 and our fixed charge coverage ratio was 1.3.

As of December 31, 2012, availability under our \$165.0 million Revolving Credit Facility was \$144.5 million as we had \$20.5 million outstanding in letters of credit.

The Credit Agreement requires at all times that we (i) provide guaranties from wholly-owned subsidiaries that in the aggregate represent not less than 95% of our consolidated net revenues and adjusted EBITDA from all wholly-owned subsidiaries, (ii) provide guarantees from subsidiaries that in the aggregate represent not less than 70% of consolidated adjusted EBITDA, subject to certain exceptions and (iii) provide guarantees from any other subsidiary that is a guarantor of the indebtedness evidenced by our senior notes.

#### *Amendment and Waiver to Note Purchase Agreement*

In addition, on October 26, 2012, we entered into an Amendment (the "Amendment") and a Waiver (the "Waiver") to our Note Purchase Agreement dated March 25, 2008 (the "Note Purchase Agreement").

Pursuant to the Note Purchase Agreement, we issued and sold on March 26, 2008, three series of senior notes, in an aggregate principal amount of \$100 million. The Amendment and the Waiver collectively permit us to repay \$15 million of our Series A Senior Notes, \$10 Million of our Series B Senior Notes and \$35 million of our Series C Senior Notes, in each case prior to their stated date of maturity, and we repaid these amounts on October 26, 2012. A prepayment fee of \$3.6 million was made in connection with the repayment of the senior notes. As of December 31, 2012, our Series A Senior Notes (due March 25, 2013) and Series B Senior Notes (due March 25, 2014) had a principal balance of \$20 million, respectively. The Amendment also generally conforms the Note Purchase Agreement covenants (including exclusions and baskets) to the covenants included in our new Credit Agreement. In addition, as amended by the Amendment, the Note Purchase Agreement financial covenants are identical to those described above with respect to the Credit Agreement.

The Notes are guaranteed by all of our material wholly-owned subsidiaries. As amended by the Amendment, the Note Purchase Agreement requires at all times that we (i) provide guaranties from wholly-owned subsidiaries that in the aggregate represent not less than 95% of our consolidated net revenues and adjusted EBITDA from all wholly-owned subsidiaries, (ii) provide guarantees from subsidiaries that in the aggregate represent not less than 70% of consolidated adjusted EBITDA, subject to certain exceptions and (iii) provide guarantees from any other subsidiary that is a guarantor under the Credit Agreement.

#### *Termination of \$250 Million Revolving Credit Facility*

In connection with the execution of the new Credit Agreement and the amendment and waiver to the Note Purchase Agreement, our \$250 million Revolving Credit Facility dated as of March 26, 2008 was terminated.

#### *Promissory Notes*

Our promissory notes outstanding of \$5.7 million as of December 31, 2012 were generally issued in amounts between \$2.2 million and \$10.8 million and bear interest in a range of 1.0% to 1.97%. These promissory notes are primarily promissory notes issued for software licenses.

### *Contractual Obligations and Medicare Liabilities*

Our future contractual obligations and Medicare liabilities at December 31, 2012 were as follows (amounts in millions):

	<b>Payments Due by Period</b>				
	<b>Total</b>	<b>Less than 1 Year</b>	<b>1-3 Years</b>	<b>4-5 Years</b>	<b>After 5 Years</b>
Long-term obligations	\$102.7	\$35.8	\$45.9	\$21.0	\$—
Interest on long-term obligations (1)	5.8	3.0	2.2	0.6	—
Operating leases (2)	71.5	28.7	34.2	8.6	—
Capital commitments	20.0	20.0	—	—	—
Purchase obligations	26.1	10.7	13.7	1.7	—
Medicare liabilities	1.1	1.1	—	—	—
	<u>\$227.2</u>	<u>\$99.3</u>	<u>\$96.0</u>	<u>\$31.9</u>	<u>\$—</u>

(1) Interest on debt with variable rates was calculated using the current rate of that particular debt instrument at December 31, 2012.

(2) Operating lease obligations for our discontinued operation locations amounted to \$0.9 million at December 31, 2012.

### **Inflation**

We do not believe inflation has significantly impacted our results of operations.

### **Critical Accounting Policies**

The discussion and analysis of our financial condition and results of operations is based upon our consolidated financial statements, which have been prepared in accordance with U.S. generally accepted accounting principles (“U.S. GAAP”). The preparation of these financial statements requires us to make estimates and judgments that affect the reported amounts of assets, liabilities, revenue and expenses and related disclosures of contingent assets and liabilities. On an ongoing basis, we evaluate our estimates, including those related to revenue recognition, collectability of accounts receivable, reserves related to insurance and litigation, goodwill, intangible assets and contingencies. We base these estimates on our historical experience and various other assumptions that we believe to be reasonable under the circumstances, the results of which form the basis for making judgments about the carrying values of assets and liabilities that are not readily apparent from other sources. Actual results experienced may vary materially and adversely from our estimates. To the extent there are material differences between our estimates and the actual results, our future results of operations may be affected.

We believe the following critical accounting policies represent our most significant judgments and estimates used in the preparation of our consolidated financial statements.

### ***Revenue Recognition***

We earn net service revenue through our home health and hospice care centers by providing a variety of services almost exclusively in the homes of our patients. This net service revenue is earned and billed either on an episode of care basis, on a per visit basis or on a daily basis depending upon the payment terms and conditions established with each payor for services provided. We refer to home health revenue earned and billed on a 60-day episode of care as episodic-based revenue.

When we record our service revenue, we record it net of estimated revenue adjustments and contractual adjustments to reflect amounts we estimate to be realizable for services provided, as discussed below. We believe, based on information currently available to us and based on our judgment, that changes to one or more



factors that impact the accounting estimates (such as our estimates related to revenue adjustments, contractual adjustments and episodes in progress) we make in determining net service revenue, which changes are likely to occur from period to period, will not materially impact our reported consolidated financial condition, results of operations, cash flows or our future financial results.

### *Home Health Revenue Recognition*

#### Medicare Revenue

Net service revenue is recorded under the Medicare prospective payment system (“PPS”) based on a 60-day episode payment rate that is subject to adjustment based on certain variables including, but not limited to: (a) an outlier payment if our patient’s care was unusually costly (capped at 10% of total reimbursement per provider number); (b) a low utilization payment adjustment (“LUPA”) if the number of visits was fewer than five; (c) a partial payment if our patient transferred to another provider or we received a patient from another provider before completing the episode; (d) a payment adjustment based upon the level of therapy services required (with various incremental adjustments made for additional visits, with larger payment increases associated with the sixth, fourteenth and twentieth visit thresholds); (e) the number of episodes of care provided to a patient, regardless of whether the same home health provider provided care for the entire series of episodes; (f) changes in the base episode payments established by the Medicare Program; (g) adjustments to the base episode payments for case mix and geographic wages; and (h) recoveries of overpayments.

The Centers for Medicare and Medicaid Services (“CMS”) added two regulations to PPS that became effective April 1, 2011: (1) a face-to-face encounter requirement and (2) changes to the therapy assessment schedule, which require additional patient evaluations and certifications. As a condition for Medicare payment, the first regulation mandates that prior to certifying a patient’s eligibility for the home health benefit, the certifying physician must document that he or she, or an allowed non-physician practitioner, has had a face-to-face encounter with the patient. The second regulation mandates that periodic assessments be made by a professional qualified therapist at designated intervals, including at least once every 30 days during a therapy patient’s course of treatment. Management evaluates the potential for revenue adjustments as a result of these regulations and, when appropriate, provides allowances based upon the best available information.

We make adjustments to Medicare revenue on completed episodes to reflect differences between estimated and actual payment amounts, an inability to obtain appropriate billing documentation or authorizations acceptable to the payor and other reasons unrelated to credit risk. We estimate the impact of such adjustments based on our historical experience, which primarily includes a historical collection rate of over 99% on Medicare claims, and record this estimate during the period in which services are rendered as an estimated revenue adjustment and a corresponding reduction to patient accounts receivable. In addition, management evaluates the potential for revenue adjustments and, when appropriate, provides allowances based upon the best available information. Therefore, we believe that our reported net service revenue and patient accounts receivable will be the net amounts to be realized from Medicare for services rendered.

In addition to revenue recognized on completed episodes, we also recognize a portion of revenue associated with episodes in progress. Episodes in progress are 60-day episodes of care that begin during the reporting period, but were not completed as of the end of the period. We estimate this revenue on a monthly basis based upon historical trends. The primary factors underlying this estimate are the number of episodes in progress at the end of the reporting period, expected Medicare revenue per episode and our estimate of the average percentage complete based on visits performed. As of December 31, 2012 and 2011, the difference between the cash received from Medicare for a request for anticipated payment (“RAP”) on episodes in progress and the associated estimated revenue was immaterial and, therefore, the resulting credits were recorded as a reduction to our outstanding patient accounts receivable in our consolidated balance sheets for such periods.

## Non-Medicare Revenue

*Episodic-based Revenue.* We recognize revenue in a similar manner as we recognize Medicare revenue for episodic-based rates that are paid by other insurance carriers, including Medicare Advantage programs; however, these rates can vary based upon the negotiated terms.

*Non-episodic Based Revenue.* Gross revenue is recorded on an accrual basis based upon the date of service at amounts equal to our established or estimated per-visit rates, as applicable. Contractual adjustments are recorded for the difference between our standard rates and the contracted rates to be realized from patients, third parties and others for services provided and are deducted from gross revenue to determine net service revenue and are also recorded as a reduction to our outstanding patient accounts receivable. In addition, we receive a minimal amount of our net service revenue from patients who are either self-insured or are obligated for an insurance co-payment.

## *Hospice Revenue Recognition*

### Hospice Medicare Revenue

Gross revenue is recorded on an accrual basis based upon the date of service at amounts equal to the estimated payment rates. The estimated payment rates are daily or hourly rates for each of the four levels of care we deliver. The four main levels of care we provide are routine care, general inpatient care, continuous home care and respite care. Routine care accounts for 99% of our total net Medicare hospice service revenue for 2012, 2011 and 2010, respectively. We make adjustments to Medicare revenue for an inability to obtain appropriate billing documentation or authorizations acceptable to the payor and other reasons unrelated to credit risk. We estimate the impact of these adjustments based on our historical experience, which primarily includes our historical collection rate on Medicare claims, and record it during the period services are rendered as an estimated revenue adjustment and as a reduction to our outstanding patient accounts receivable.

Additionally, as Medicare hospice revenue is subject to an inpatient cap limit and an overall payment cap for each provider number, we monitor these caps and estimate amounts due back to Medicare if a cap has been exceeded. We record these adjustments as a reduction to revenue and an increase in other accrued liabilities. We have settled our Medicare hospice reimbursements for all fiscal years through October 31, 2009. We have received a notice of settlement for the Federal cap years ended October 31, 2010 and October 31, 2011, and have reduced our liability by \$0.9 million and \$0.1 million, respectively, and made a payment of \$0.5 million as of December 31, 2012. For the Federal cap years ended October 31, 2010 through October 31, 2013, we have \$4.8 million and \$3.1 million recorded for estimated amounts due back to Medicare in other accrued liabilities as of December 31, 2012 and 2011, respectively. As a result of our adjustments, we believe our revenue and patients accounts receivable are recorded at amounts that will be ultimately realized.

Effective April 1, 2011, CMS implemented its hospice regulation requiring that a hospice physician or nurse practitioner have a face-to-face encounter with hospice patients during the 30 day period prior to the 180th-day recertification (third benefit period) and each subsequent recertification, to gather clinical findings to determine continued eligibility for hospice care, and that the certifying hospice physician or nurse practitioner attest that such a visit took place. Management evaluates the potential for revenue adjustments due to these regulations and when appropriate provides allowances based upon the best available information.

### Hospice Non-Medicare Revenue

We record gross revenue on an accrual basis based upon the date of service at amounts equal to our established rates or estimated per visit rates, as applicable. Contractual adjustments are recorded for the difference between our established rates and the amounts estimated to be realizable from patients, third parties and others for services provided and are deducted from gross revenue to determine our net service revenue and patient accounts receivable.

### *Patient Accounts Receivable*

Our patient accounts receivable are uncollateralized and consist of amounts due from Medicare, Medicaid, other third-party payors and patients. There is no single payor, other than Medicare, that accounts for more than 10% of our total outstanding patient receivables, and thus we believe there are no other significant concentrations of receivables that would subject us to any significant credit risk in the collection of our patient accounts receivable. We fully reserve for accounts which are aged at 365 days or greater. We write off accounts on a monthly basis once we have exhausted our collection efforts and deem an account to be uncollectible.

We believe the credit risk associated with our Medicare accounts, which represent 68% and 73% of our net patient accounts receivable at December 31, 2012 and 2011, respectively, is limited due to (i) our historical collection rate of over 99% from Medicare and (ii) the fact that Medicare is a U.S. government payor. Accordingly, we do not record an allowance for doubtful accounts for our Medicare patient accounts receivable, which are recorded at their net realizable value after recording estimated revenue adjustments as discussed above. During 2012, 2011 and 2010, we recorded \$10.4 million, \$11.8 million and \$6.5 million, respectively, in estimated revenue adjustments to Medicare revenue.

We believe there is a certain level of credit risk associated with non-Medicare payors. To provide for our non-Medicare patient accounts receivable that could become uncollectible in the future, we establish an allowance for doubtful accounts to reduce the carrying amount to its estimated net realizable value.

### *Medicare Home Health*

For our home health patients, our pre-billing process includes verifying that we are eligible for payment from Medicare for the services that we provide to our patients. Our Medicare billing begins with a process to ensure that our billings are accurate through the utilization of an electronic Medicare claim review. We submit a RAP for 60% of our estimated payment for the initial episode at the start of care or 50% of the estimated payment for any subsequent episodes of care contiguous with the first episode for a particular patient. The full amount of the episode is billed after the episode has been completed ("final billed"). The RAP received for that particular episode is then deducted from our final payment. If a final bill is not submitted within the greater of 120 days from the start of the episode, or 60 days from the date the RAP was paid, any RAPs received for that episode will be recouped by Medicare from any other claims in process for that particular provider number. The RAP and final claim must then be re-submitted.

### *Medicare Hospice*

For our hospice patients, our pre-billing process includes verifying that we are eligible for payment from Medicare for the services that we provide to our patients. Our Medicare billing begins with a process to ensure that our billings are accurate through the utilization of an electronic Medicare claim review. Once each patient has been confirmed for eligibility, we will bill Medicare on a monthly basis for the services provided to the patient.

### *Non-Medicare Home Health and Hospice*

For our non-Medicare patients, our pre-billing process primarily begins with verifying a patient's eligibility for services with the applicable payor. Once the patient has been confirmed for eligibility, we will provide services to the patient and bill the applicable payor. Our review and evaluation of non-Medicare accounts receivable includes a detailed review of outstanding balances and special consideration to concentrations of receivables from particular payors or groups of payors with similar characteristics that would subject us to any significant credit risk. We estimate an allowance for doubtful accounts based upon our assessment of historical and expected net collections, business and economic conditions, trends in payment and an evaluation of collectibility based upon the date that the service was provided. Based upon our best judgment, we believe the allowance for doubtful accounts adequately provides for accounts that will not be collected due to credit risk.

## *Insurance*

We are obligated for certain costs associated with our insurance programs, including employee health, workers' compensation and professional liability. While we maintain various insurance programs to cover these risks, we are self-insured for a substantial portion of our potential claims. We recognize our obligations associated with these costs in the period in which a claim is incurred, including with respect to both reported claims and claims incurred but not reported, up to specified deductible limits. These costs have generally been estimated based on historical data of our claims experience. Such estimates, and the resulting reserves, are reviewed and updated by us on a quarterly basis.

## *Goodwill and Other Intangible Assets*

Goodwill represents the amount of the purchase price in excess of the fair values assigned to the underlying identifiable net assets of acquired businesses. Goodwill is not amortized, but is subject to an annual impairment test. Tests are performed more frequently if events occur or circumstances change that would more likely than not reduce the fair value of the reporting unit below its carrying amount. These events or circumstances include but are not limited to, a significant adverse change in the business environment; regulatory environment or legal factors; or a substantial decline in market capitalization of our stock. To determine whether goodwill is impaired, we perform a two-step impairment test. In the first step of the test, the fair values of the reporting units are compared to their aggregate carrying values, including goodwill. If the fair value of the reporting unit is greater than its carrying amount, goodwill is not considered impaired and no further testing is required. If the fair value of the reporting unit is less than its carrying amount, we would proceed to step two of the test. In step two of the test, the implied fair value of the goodwill of the reporting unit is determined by a hypothetical allocation of the fair value calculated in step one to all of the assets and liabilities of that reporting unit (including any recognized and unrecognized intangible assets) as if the reporting unit had been acquired in a business combination and the fair value was reflective of the price paid to acquire the reporting unit. The implied fair value of goodwill is the excess, if any, of the calculated fair value after hypothetical allocation to the reporting unit's assets and liabilities. If the implied fair value of the goodwill is greater than the carrying amount of the goodwill at the analysis date, goodwill is not impaired and the analysis is complete. If the implied fair value of the goodwill is less than the carrying value of goodwill at the analysis date, goodwill is deemed impaired by the amount of that variance.

We calculate the estimated fair value of our reporting units using discounted cash flows as well as a market approach that compares our reporting units' earnings and revenue multiples to those of comparable public companies. To determine fair value we must make assumptions about a wide variety of internal and external factors. Significant assumptions used in the impairment analysis include financial projections of free cash flow (including significant assumptions about operations, in particular expected organic growth rates, future Medicare reimbursement rates, capital requirements and income taxes), long-term growth rates for determining terminal value, and discount rates. Our estimates of discounted cash flows may differ from actual cash flows due to, among other things, economic conditions, changes to our business model or changes in operating performance. These factors increase the risk of differences between projected and actual performance that could impact future estimates of fair value of all reporting units. Significant differences between these estimates and actual cash flows could result in additional impairment in future periods.

We completed our annual impairment test of goodwill as of October 31, 2012 and recognized the following for the fiscal year 2012: a non-cash goodwill impairment charge of \$157.9 million, a non-cash other intangibles impairment charge of \$4.2 million, and a deferred tax benefit of \$37.0 million. See Note 5 – Goodwill and Other Intangible Assets, Net for additional information regarding our annual impairment tests.

Intangible assets consist of Certificates of Need, licenses, acquired names, non-compete agreements and reacquired franchise rights. We amortize non-compete agreements, acquired names that we do not intend to use in the future and reacquired franchise rights on a straight-line basis over their estimated useful lives, which is generally three years for non-compete agreements and up to five years for reacquired franchise rights and acquired names.

## ***Income Taxes***

We use the asset and liability approach for measuring deferred tax assets and liabilities based on temporary differences existing at each balance sheet date using currently enacted tax rates. Our deferred tax calculation requires us to make certain estimates about future operations. Deferred tax assets are reduced by a valuation allowance when we believe it is more likely than not that some portion or all of the deferred tax assets will not be realized. The effect of a change in tax rate is recognized as income or expense in the period that includes the enactment date.

Management regularly assesses the ability to realize deferred tax assets recorded in the Company's entities based upon the weight of available evidence, including such factors as the recent earnings history and expected future taxable income. During 2012, we released a valuation allowance on specific deferred tax assets as a result of the expiration of state net operating loss carry forwards. In the event future taxable income is below management's estimates or is generated in tax jurisdictions different than projected, we could be required to increase the valuation allowance for deferred tax assets. This would result in an increase in our effective tax rate.

## **ITEM 7A. QUANTITATIVE AND QUALITATIVE DISCLOSURES ABOUT MARKET RISK**

We are exposed to market risk from fluctuations in interest rates. Our Revolving Credit Facility and Term Loan carry a floating interest rate which is tied to the Eurodollar rate (*i.e.* LIBOR) and the Prime Rate and therefore, our consolidated statements of operations and our consolidated statements of cash flows will be exposed to changes in interest rates. As of December 31, 2012, the total amount of outstanding debt subject to interest rate fluctuations was \$57.0 million. A 1.0% interest rate change would cause interest expense to change by approximately \$0.6 million annually.

## **ITEM 8. FINANCIAL STATEMENTS AND SUPPLEMENTARY DATA**

Our financial statements are listed under Part IV, Item 15, "Exhibits and Financial Statement Schedules" of this Annual Report on the pages indicated.

## **ITEM 9. CHANGES IN AND DISAGREEMENTS WITH ACCOUNTANTS ON ACCOUNTING AND FINANCIAL DISCLOSURE**

None.

## **ITEM 9A. CONTROLS AND PROCEDURES**

### **Evaluation of Disclosure Controls and Procedures**

We have established disclosure controls and procedures which are designed to provide reasonable assurance of achieving their objectives and to ensure that information required to be disclosed in our reports filed under the Exchange Act is recorded, processed, summarized, disclosed and reported within the time periods specified in the SEC's rules and forms. This information is also accumulated and communicated to our management and Board of Directors to allow timely decisions regarding required disclosure.

In connection with the preparation of this Annual Report on Form 10-K, as of December 31, 2012, under the supervision and with the participation of our management, including our principal executive officer and principal financial officer, we conducted an evaluation of the effectiveness of our disclosure controls and procedures, as such term is defined under Rules 13a-15(e) and 15d-15(e) promulgated under the Exchange Act.

Based on this evaluation, our principal executive officer and principal financial officer concluded that our disclosure controls and procedures were effective at a reasonable assurance level as of December 31, 2012, the end of the period covered by this Annual Report.

## **Management's Annual Report on Internal Control over Financial Reporting**

Our management is responsible for establishing and maintaining adequate internal control over our financial reporting, as such term is defined in Rules 13a-15(f) and 15d-15(f) promulgated under the Exchange Act. Under the supervision and with the participation of our management, including our principal executive officer and our principal financial officer, we conducted an evaluation of the effectiveness of our internal control over financial reporting based on the framework in *Internal Control—Integrated Framework* issued by the Committee of Sponsoring Organizations of the Treadway Commission. Based on our evaluation under the framework in *Internal Control—Integrated Framework*, our management concluded our internal control over financial reporting was effective as of December 31, 2012.

Our internal control system is designed to provide reasonable assurance to our management and Board of Directors regarding the preparation and fair presentation of published financial statements. All internal control systems, no matter how well designed, have inherent limitations. Therefore, even those systems determined to be effective can provide only reasonable assurance with respect to financial statement preparation and presentation.

KPMG LLP, the independent registered public accounting firm that audited our consolidated financial statements included in this Form 10-K, has issued a report on our internal control over financial reporting, which is included herein.

### **Changes in Internal Controls**

There have been no changes in our internal control over financial reporting (as defined in Exchange Act Rule 13a-15(f)) that have occurred during the quarter ended December 31, 2012, that have materially impacted, or are reasonably likely to materially impact, our internal control over financial reporting.

### ***Inherent Limitations on Effectiveness of Controls***

Our management, including our principal executive officer and principal financial officer, does not expect that our disclosure controls or our internal controls over financial reporting will prevent or detect all errors and all fraud. A control system, no matter how well designed and operated, can provide only reasonable, not absolute, assurance that the control system's objectives will be met. The design of a control system must reflect the fact that there are resource constraints, and the benefits of controls must be considered relative to their costs. Further, because of the inherent limitations in all control systems, no evaluation of controls can provide absolute assurance that misstatements due to error or fraud will not occur or that all control issues and instances of fraud, if any, have been detected. These inherent limitations include the realities that judgments in decision-making can be faulty and that breakdowns can occur because of simple error or mistake. Controls can also be circumvented by the individual acts of some persons, by collusion of two or more people, or by management override of the controls. The design of any system of controls is based in part on certain assumptions about the likelihood of future events, and there can be no assurance that any design will succeed in achieving its stated goals under all potential future conditions. Projections of any evaluation of controls' effectiveness to future periods are subject to risks. Over time, controls may become inadequate because of changes in conditions or deterioration in the degree of compliance with policies and procedures. Our disclosure controls and procedures are designed to provide reasonable assurance of achieving their objectives and, based on an evaluation of our controls and procedures, our principal executive officer and our principal financial officer concluded our disclosure controls and procedures were effective at a reasonable assurance level as of December 31, 2012, the end of the period covered by this Annual Report.

## Report of Independent Registered Public Accounting Firm

The Board of Directors and Stockholders  
Amedisys, Inc.:

We have audited Amedisys, Inc.'s internal control over financial reporting as of December 31, 2012, based on criteria established in *Internal Control — Integrated Framework* issued by the Committee of Sponsoring Organizations of the Treadway Commission (COSO). Amedisys, Inc.'s management is responsible for maintaining effective internal control over financial reporting and for its assessment of the effectiveness of internal control over financial reporting, included in the accompanying *Management's Annual Report on Internal Control over Financial Reporting*. Our responsibility is to express an opinion on the Company's internal control over financial reporting based on our audit.

We conducted our audit in accordance with the standards of the Public Company Accounting Oversight Board (United States). Those standards require that we plan and perform the audit to obtain reasonable assurance about whether effective internal control over financial reporting was maintained in all material respects. Our audit included obtaining an understanding of internal control over financial reporting, assessing the risk that a material weakness exists, and testing and evaluating the design and operating effectiveness of internal control based on the assessed risk. Our audit also included performing such other procedures as we considered necessary in the circumstances. We believe that our audit provides a reasonable basis for our opinion.

A company's internal control over financial reporting is a process designed to provide reasonable assurance regarding the reliability of financial reporting and the preparation of financial statements for external purposes in accordance with generally accepted accounting principles. A company's internal control over financial reporting includes those policies and procedures that (1) pertain to the maintenance of records that, in reasonable detail, accurately and fairly reflect the transactions and dispositions of the assets of the company; (2) provide reasonable assurance that transactions are recorded as necessary to permit preparation of financial statements in accordance with generally accepted accounting principles, and that receipts and expenditures of the company are being made only in accordance with authorizations of management and directors of the company; and (3) provide reasonable assurance regarding prevention or timely detection of unauthorized acquisition, use, or disposition of the company's assets that could have a material effect on the financial statements.

Because of its inherent limitations, internal control over financial reporting may not prevent or detect misstatements. Also, projections of any evaluation of effectiveness to future periods are subject to the risk that controls may become inadequate because of changes in conditions, or that the degree of compliance with the policies or procedures may deteriorate.

In our opinion, Amedisys, Inc. maintained, in all material respects, effective internal control over financial reporting as of December 31, 2012, based on criteria established in *Internal Control — Integrated Framework* issued by the Committee of Sponsoring Organizations of the Treadway Commission.

We also have audited, in accordance with the standards of the Public Company Accounting Oversight Board (United States), the consolidated balance sheets of Amedisys, Inc. and subsidiaries as of December 31, 2012 and 2011, and the related consolidated statements of operations, comprehensive (loss) income, stockholders' equity, and cash flows for each of the years in the three-year period ended December 31, 2012, and our report dated March 12, 2013 expressed an unqualified opinion on those consolidated financial statements.

/s/ KPMG LLP

Baton Rouge, Louisiana  
March 12, 2013

## **ITEM 9B. OTHER INFORMATION**

None.

## **PART III**

### **ITEM 10. DIRECTORS, EXECUTIVE OFFICERS AND CORPORATE GOVERNANCE**

The information required by this item is incorporated by reference to the 2013 Proxy Statement to be filed with the SEC within 120 days after the end of the year ended December 31, 2012.

#### **Code of Conduct and Ethics**

We have adopted a code of ethics that applies to all of our directors, officers and employees, including our Chief Executive Officer (principal executive officer) and Chief Financial Officer (principal financial officer). This code of ethics, which is entitled Code of Ethical Business Conduct, is posted at our internet website, <http://www.amedisys.com>. Any amendments to, or waivers of the code of ethics will be disclosed on our website promptly following the date of such amendment or waiver.

### **ITEM 11. EXECUTIVE COMPENSATION**

The information required by this item is incorporated by reference to the 2013 Proxy Statement to be filed with the SEC within 120 days after the end of the year ended December 31, 2012.

### **ITEM 12. SECURITY OWNERSHIP OF CERTAIN BENEFICIAL OWNERS AND MANAGEMENT AND RELATED STOCKHOLDER MATTERS**

The information required by this item is incorporated by reference to the 2013 Proxy Statement to be filed with the SEC within 120 days after the end of the year ended December 31, 2012.

### **ITEM 13. CERTAIN RELATIONSHIPS AND RELATED TRANSACTIONS, AND DIRECTOR INDEPENDENCE**

The information required by this item is incorporated by reference to the 2013 Proxy Statement to be filed with the SEC within 120 days after the end of the year ended December 31, 2012.

### **ITEM 14. PRINCIPAL ACCOUNTING FEES AND SERVICES**

The information required by this item is incorporated by reference to the 2013 Proxy Statement to be filed with the SEC within 120 days after the end of the year ended December 31, 2012.



**PART IV**

**ITEM 15. EXHIBITS AND FINANCIAL STATEMENT SCHEDULES**

(a) 1. Financial Statements

Report of independent registered public accounting firm . . . . .	F-1
Consolidated balance sheets at December 31, 2012 and 2011 . . . . .	F-2
For each of the years in the three-year period ended December 31, 2012:	
Consolidated statements of operations . . . . .	F-3
Consolidated statements of comprehensive (loss) income . . . . .	F-4
Consolidated statements of stockholders' equity . . . . .	F-5
Consolidated statements of cash flows . . . . .	F-6
Notes to consolidated financial statements . . . . .	F-7

2. Financial Statement Schedules

There are no financial statement schedules included in this report as they are either not applicable or included in the financial statements.

3. Exhibits

The Exhibits are listed in the Index of Exhibits Required by Item 601 of Regulation S-K included herewith, which is incorporated by reference.

## SIGNATURES

Pursuant to the requirements of Section 13 or 15(d) of the Securities Exchange Act of 1934, as amended, the Registrant has duly caused this report to be signed on its behalf by the undersigned, thereunto duly authorized.

### AMEDISYS, INC.

By:           /s/ WILLIAM F. BORNE            
           **William F. Borne,**  
           **Chief Executive Officer and**  
           **Chairman of the Board**

Date: March 12, 2013

Pursuant to the requirements of the Securities Exchange Act of 1934, as amended, this report has been signed below by the following persons on behalf of the registrant and in the capacities and on the date indicated:

<u>Signature</u>	<u>Title</u>	<u>Date</u>
<u>          /s/ WILLIAM F. BORNE          </u> <b>William F. Borne</b>	Chief Executive Officer and Chairman of the Board (Principal Executive Officer)	March 12, 2013
<u>          /s/ RONALD A. LABORDE          </u> <b>Ronald A. LaBorde</b>	President, Chief Financial Officer and Member of the Board (Principal Financial Officer)	March 12, 2013
<u>          /s/ SCOTT G. GINN          </u> <b>Scott G. Ginn</b>	Senior Vice President of Accounting and Controller (Principal Accounting Officer)	March 12, 2013
<u>          /s/ JAKE L. NETTERVILLE          </u> <b>Jake L. Netterville</b>	Director	March 12, 2013
<u>          /s/ DAVID R. PITTS          </u> <b>David R. Pitts</b>	Director	March 12, 2013
<u>          /s/ PETER F. RICCHIUTI          </u> <b>Peter F. Ricchiuti</b>	Director	March 12, 2013
<u>          /s/ DONALD A. WASHBURN          </u> <b>Donald A. Washburn</b>	Director	March 12, 2013

## Report of Independent Registered Public Accounting Firm

The Board of Directors and Stockholders  
Amedisys, Inc.:

We have audited the accompanying consolidated balance sheets of Amedisys, Inc. and subsidiaries as of December 31, 2012 and 2011, and the related consolidated statements of operations, comprehensive (loss) income, stockholders' equity, and cash flows for each of the years in the three-year period ended December 31, 2012. These consolidated financial statements are the responsibility of the Company's management. Our responsibility is to express an opinion on these consolidated financial statements based on our audits.

We conducted our audits in accordance with the standards of the Public Company Accounting Oversight Board (United States). Those standards require that we plan and perform the audit to obtain reasonable assurance about whether the financial statements are free of material misstatement. An audit includes examining, on a test basis, evidence supporting the amounts and disclosures in the financial statements. An audit also includes assessing the accounting principles used and significant estimates made by management, as well as evaluating the overall financial statement presentation. We believe that our audits provide a reasonable basis for our opinion.

In our opinion, the consolidated financial statements referred to above present fairly, in all material respects, the financial position of Amedisys, Inc. and subsidiaries as of December 31, 2012 and 2011, and the results of their operations and their cash flows for each of the years in the three-year period ended December 31, 2012, in conformity with U.S. generally accepted accounting principles.

We also have audited, in accordance with the standards of the Public Company Accounting Oversight Board (United States), Amedisys Inc.'s internal control over financial reporting as of December 31, 2012, based on criteria established in *Internal Control—Integrated Framework* issued by the Committee of Sponsoring Organizations of the Treadway Commission (COSO), and our report dated March 12, 2013, expressed an unqualified opinion on the effectiveness of the Company's internal control over financial reporting.

/s/ KPMG LLP

Baton Rouge, Louisiana  
March 12, 2013

**AMEDISYS, INC. AND SUBSIDIARIES**  
**CONSOLIDATED BALANCE SHEETS**  
(Amounts in thousands, except share data)

	As of December 31,	
	2012	2011
<b>ASSETS</b>		
Current assets:		
Cash and cash equivalents . . . . .	\$ 14,545	\$ 48,004
Patient accounts receivable, net of allowance for doubtful accounts of \$20,994, and \$17,438 . . . . .	169,172	148,061
Prepaid expenses . . . . .	10,631	11,321
Other current assets . . . . .	11,440	24,630
Total current assets . . . . .	205,788	232,016
Property and equipment, net of accumulated depreciation of \$113,154 and \$94,266 . . . . .	156,709	148,536
Goodwill . . . . .	209,594	334,695
Intangible assets, net of accumulated amortization of \$23,457 and \$20,611 . . . . .	47,050	50,067
Deferred tax asset . . . . .	92,804	68,649
Other assets, net . . . . .	18,650	24,322
Total assets . . . . .	\$730,595	\$858,285
<b>LIABILITIES AND EQUITY</b>		
Current liabilities:		
Accounts payable . . . . .	\$ 29,175	\$ 25,475
Payroll and employee benefits . . . . .	79,341	82,130
Accrued expenses . . . . .	54,855	68,493
Current portion of long-term obligations . . . . .	35,807	33,888
Current portion of deferred income taxes . . . . .	5,609	11,748
Total current liabilities . . . . .	204,787	221,734
Long-term obligations, less current portion . . . . .	66,904	111,551
Other long-term obligations . . . . .	4,671	4,852
Total liabilities . . . . .	276,362	338,137
Commitments and Contingencies—Note 10		
Equity:		
Preferred stock, \$0.001 par value, 5,000,000 shares authorized; none issued or outstanding . . . . .	—	—
Common Stock, \$0.001 par value, 60,000,000 shares authorized; 31,876,508, and 30,328,549 shares issued; and 31,086,619 and 29,639,735 shares outstanding . . . . .	32	30
Additional paid-in capital . . . . .	450,792	432,390
Treasury Stock at cost 789,889, and 688,814 shares of common stock . . . . .	(17,116)	(15,770)
Accumulated other comprehensive income . . . . .	15	13
Retained earnings . . . . .	18,617	102,205
Total Amedisys, Inc. stockholders' equity . . . . .	452,340	518,868
Noncontrolling interests . . . . .	1,893	1,280
Total equity . . . . .	454,233	520,148
Total liabilities and equity . . . . .	\$730,595	\$858,285

The accompanying notes are an integral part of these consolidated financial statements.

**AMEDISYS, INC. AND SUBSIDIARIES**  
**CONSOLIDATED STATEMENTS OF OPERATIONS**  
(Amounts in thousands, except per share data)

	<b>For the Years Ended December 31,</b>		
	<b>2012</b>	<b>2011</b>	<b>2010</b>
Net service revenue . . . . .	\$1,487,905	\$1,468,305	\$1,601,070
Cost of service, excluding depreciation and amortization . . . . .	841,146	780,606	793,991
General and administrative expenses:			
Salaries and benefits . . . . .	339,528	332,536	340,855
Non-cash compensation . . . . .	7,217	8,292	10,634
Other . . . . .	188,514	184,819	191,807
Provision for doubtful accounts . . . . .	21,676	13,514	18,740
Depreciation and amortization . . . . .	39,926	38,558	33,762
Goodwill and other intangibles impairment charge . . . . .	162,103	579,955	—
Operating expenses . . . . .	<u>1,600,110</u>	<u>1,938,280</u>	<u>1,389,789</u>
Operating (loss) income . . . . .	(112,205)	(469,975)	211,281
Other (expense) income:			
Interest income . . . . .	65	231	435
Interest expense . . . . .	(12,169)	(8,822)	(9,201)
Equity in earnings from equity investments . . . . .	1,695	1,494	3,016
Miscellaneous, net . . . . .	3,917	(837)	(2,294)
Total other expense, net . . . . .	<u>(6,492)</u>	<u>(7,934)</u>	<u>(8,044)</u>
(Loss) income before income taxes . . . . .	(118,697)	(477,909)	203,237
Income tax benefit (expense) . . . . .	21,397	103,076	(79,195)
(Loss) income from continuing operations . . . . .	(97,300)	(374,833)	124,042
Discontinued operations, net of tax . . . . .	(1,283)	(7,509)	(10,769)
Net (loss) income . . . . .	(98,583)	(382,342)	113,273
Net loss (income) attributable to noncontrolling interests . . . . .	14,995	(122)	(693)
Net (loss) income attributable to Amedisys, Inc. . . . .	<u>\$ (83,588)</u>	<u>\$ (382,464)</u>	<u>\$ 112,580</u>
Basic earnings per common share:			
(Loss) income from continuing operations attributable to Amedisys, Inc.			
common stockholders . . . . .	\$ (2.75)	\$ (13.07)	\$ 4.40
Discontinued operations, net of tax . . . . .	(0.04)	(0.26)	(0.38)
Net (loss) income attributable to Amedisys, Inc. common stockholders . . . . .	<u>\$ (2.79)</u>	<u>\$ (13.33)</u>	<u>\$ 4.02</u>
Weighted average shares outstanding . . . . .	<u>29,896</u>	<u>28,693</u>	<u>28,032</u>
Diluted earnings per common share:			
(Loss) income from continuing operations attributable to Amedisys, Inc.			
common stockholders . . . . .	\$ (2.75)	\$ (13.07)	\$ 4.33
Discontinued operations, net of tax . . . . .	(0.04)	(0.26)	(0.38)
Net (loss) income attributable to Amedisys, Inc. common stockholders . . . . .	<u>\$ (2.79)</u>	<u>\$ (13.33)</u>	<u>\$ 3.95</u>
Weighted average shares outstanding . . . . .	<u>29,896</u>	<u>28,693</u>	<u>28,484</u>
Amounts attributable to Amedisys, Inc. common stockholders:			
(Loss) income from continuing operations . . . . .	\$ (82,305)	\$ (374,955)	\$ 123,349
Discontinued operations, net of tax . . . . .	(1,283)	(7,509)	(10,769)
Net (loss) income . . . . .	<u>\$ (83,588)</u>	<u>\$ (382,464)</u>	<u>\$ 112,580</u>

The accompanying notes are an integral part of these consolidated financial statements.

**AMEDISYS, INC. AND SUBSIDIARIES**  
**CONSOLIDATED STATEMENTS OF COMPREHENSIVE (LOSS) INCOME**  
(Amounts in thousands)

	<u>For the Years Ended December 31,</u>		
	<u>2012</u>	<u>2011</u>	<u>2010</u>
Net (loss) income .....	\$(98,583)	\$(382,342)	\$113,273
Other comprehensive income (loss)			
Unrealized gain (loss) on deferred compensation plan assets .....	<u>2</u>	<u>(12)</u>	<u>(89)</u>
Comprehensive (loss) income .....	(98,581)	(382,354)	113,184
Comprehensive loss (income) attributable to non-controlling interests .....	<u>14,995</u>	<u>(122)</u>	<u>(693)</u>
Comprehensive (loss) income attributable to Amedisys, Inc. ....	<u><u>\$(83,586)</u></u>	<u><u>\$(382,476)</u></u>	<u><u>\$112,491</u></u>

The accompanying notes are an integral part of these consolidated financial statements.

**AMEDISYS, INC. AND SUBSIDIARIES**  
**CONSOLIDATED STATEMENTS OF STOCKHOLDERS' EQUITY**  
(Amounts in thousands, except common stock shares)

	Total	Common Stock		Additional Paid-in Capital	Treasury Stock	Accumulated Other Comprehensive Loss (Income)	Retained Earnings	Noncontrolling Interests
		Shares	Amount					
Balance, December 31, 2009	\$ 736,335	28,191,174	\$ 28	\$363,670	\$ (735)	\$114	\$ 372,089	\$ 1,169
Issuance of stock - employee stock								
purchase plan	6,204	188,089	—	6,204	—	—	—	—
Issuance of stock - 401(k) plan	22,762	579,303	1	22,761	—	—	—	—
Exercise of stock options	1,501	118,220	—	1,501	—	—	—	—
Issuance of non-vested stock	—	156,021	—	—	—	—	—	—
Non-cash compensation	10,634	—	—	10,634	—	—	—	—
Tax benefit from stock option								
exercises	2,386	—	—	2,386	—	—	—	—
Surrendered shares	(1,491)	—	—	—	(1,491)	—	—	—
Shares repurchased	(11,796)	—	—	—	(11,796)	—	—	—
Acquired noncontrolling interests	300	—	—	—	—	—	—	300
Noncontrolling interest distribution	(304)	—	—	—	—	—	—	(304)
Net income (loss)	113,273	—	—	—	—	—	112,580	693
Unrealized (loss) on deferred								
compensation plan assets	(89)	—	—	—	—	(89)	—	—
Balance, December 31, 2010	879,715	29,232,807	29	407,156	(14,022)	25	484,669	1,858
Issuance of stock—employee stock								
purchase plan	5,149	242,789	—	5,149	—	—	—	—
Issuance of stock—401(k) plan	12,002	475,715	1	12,001	—	—	—	—
Exercise of stock options	245	7,336	—	245	—	—	—	—
Issuance of non-vested stock	—	369,902	—	—	—	—	—	—
Non-cash compensation	8,292	—	—	8,292	—	—	—	—
Tax deficit from stock options								
cancelled or exercised, restricted								
stock vesting and employee stock								
purchase plan	(453)	—	—	(453)	—	—	—	—
Surrendered shares	(1,748)	—	—	—	(1,748)	—	—	—
Noncontrolling interest distribution	(700)	—	—	—	—	—	—	(700)
Net income (loss)	(382,342)	—	—	—	—	—	(382,464)	122
Unrealized (loss) on deferred								
compensation plan assets	(12)	—	—	—	—	(12)	—	—
Balance, December 31, 2011	520,148	30,328,549	30	432,390	(15,770)	13	102,205	1,280
Issuance of stock—employee stock								
purchase plan	3,913	360,114	—	3,913	—	—	—	—
Issuance of stock—401(k) plan	9,324	729,915	1	9,323	—	—	—	—
Exercise of stock options	156	22,119	—	156	—	—	—	—
Issuance of non-vested stock	—	373,824	1	(1)	—	—	—	—
Non-cash compensation	7,217	—	—	7,217	—	—	—	—
Tax deficit from stock options								
cancelled or exercised, restricted								
stock vesting and employee stock								
purchase plan	(3,045)	—	—	(3,045)	—	—	—	—
Surrendered shares	(1,346)	61,987	—	—	(1,346)	—	—	—
Acquired noncontrolling interests	15,931	—	—	—	—	—	—	15,931
Noncontrolling interest distribution	(323)	—	—	—	—	—	—	(323)
Assets contributed to equity								
investment	839	—	—	839	—	—	—	—
Net income (loss)	(98,583)	—	—	—	—	—	(83,588)	(14,995)
Unrealized gain on deferred								
compensation plan assets	2	—	—	—	—	2	—	—
Balance, December 31, 2012	\$ 454,233	31,876,508	\$ 32	\$450,792	\$(17,116)	\$ 15	\$ 18,617	\$ 1,893

The accompanying notes are an integral part of these consolidated financial statements.

**AMEDISYS, INC. AND SUBSIDIARIES**  
**CONSOLIDATED STATEMENTS OF CASH FLOWS**  
(Amounts in thousands)

	<b>For the Years Ended December 31,</b>		
	<b>2012</b>	<b>2011</b>	<b>2010</b>
<b>Cash Flows from Operating Activities:</b>			
Net (loss) income	\$ (98,583)	\$(382,342)	\$113,273
Adjustments to reconcile net income to net cash provided by operating activities:			
Depreciation and amortization	40,059	39,559	34,589
Provision for doubtful accounts	21,728	13,708	19,214
Non-cash compensation	7,217	8,292	10,634
401(k) employer match	10,013	7,550	22,762
Loss on disposal of property and equipment	1,471	2,440	3,236
Deferred income taxes	(31,161)	(122,402)	25,927
Write off of deferred debt issuance costs	573	—	—
Equity in earnings of equity investments	(1,695)	(1,494)	(3,016)
Amortization of deferred debt issuance costs	1,442	1,576	1,576
Return on equity investment	1,575	1,638	1,765
Goodwill and other intangibles impairment charge	162,103	579,955	—
Changes in operating assets and liabilities, net of impact of acquisitions:			
Patient accounts receivable	(42,840)	(6,526)	(10,494)
Other current assets	10,622	(2,033)	1,981
Other assets	(927)	(258)	(2,387)
Accounts payable	8,072	(1,521)	4,606
Accrued expenses	(19,994)	5,049	(17,813)
Other long-term obligations	(181)	(1,981)	420
Net cash provided by operating activities	<u>69,494</u>	<u>141,210</u>	<u>206,273</u>
<b>Cash Flows from Investing Activities:</b>			
Proceeds from sale of deferred compensation plan assets	312	985	2,592
Proceeds from the sale of property and equipment	631	—	49
Purchases of deferred compensation plan assets	(175)	(545)	(1,089)
Purchases of property and equipment	(48,262)	(44,415)	(63,971)
Purchase of investment	—	(4,500)	(5,000)
Acquisitions of businesses, net of cash acquired	(12,499)	(132,235)	(3,821)
Acquisitions of reacquired franchise rights	—	—	(2,376)
Net cash used in investing activities	<u>(59,993)</u>	<u>(180,710)</u>	<u>(73,616)</u>
<b>Cash Flows from Financing Activities:</b>			
Proceeds from issuance of stock upon exercise of stock options and warrants	156	245	1,501
Proceeds from issuance of stock to employee stock purchase plan	3,913	5,149	6,204
Tax benefit from stock option exercises	—	—	2,386
Non-controlling interest distribution	(323)	(700)	(304)
Proceeds from issuance of long-term obligations	60,000	—	—
Payment of deferred financing fees	(2,265)	—	—
Purchase of company stock	—	—	(11,796)
Principal payments of long-term obligations	(104,441)	(37,485)	(44,838)
Net cash used in financing activities	<u>(42,960)</u>	<u>(32,791)</u>	<u>(46,847)</u>
Net (decrease) increase in cash and cash equivalents	(33,459)	(72,291)	85,810
Cash and cash equivalents at beginning of period	48,004	120,295	34,485
Cash and cash equivalents at end of period	<u>\$ 14,545</u>	<u>\$ 48,004</u>	<u>\$120,295</u>
<b>Supplemental Disclosures of Cash Flow Information:</b>			
Cash paid for interest	<u>\$ 7,779</u>	<u>\$ 7,340</u>	<u>\$ 8,339</u>
Cash paid for income taxes, net of refunds received	<u>\$ 2,945</u>	<u>\$ 11,655</u>	<u>\$ 50,765</u>
<b>Supplemental Disclosures of Non-Cash Financing and Investing Activities:</b>			
Notes payable issued for/assumed in acquisitions	<u>\$ —</u>	<u>\$ 1,058</u>	<u>\$ 750</u>
Notes payable issued for software licenses	<u>\$ 2,214</u>	<u>\$ —</u>	<u>\$ 10,801</u>
Acquired non-controlling interests	<u>\$ 15,931</u>	<u>\$ —</u>	<u>\$ 300</u>

The accompanying notes are an integral part of these consolidated financial statements.



**AMEDISYS, INC. AND SUBSIDIARIES**  
**NOTES TO THE CONSOLIDATED FINANCIAL STATEMENTS**  
**December 31, 2012**

**1. NATURE OF OPERATIONS, CONSOLIDATION AND PRESENTATION OF FINANCIAL STATEMENTS**

Amedisys, Inc., a Delaware corporation, and its consolidated subsidiaries (“Amedisys,” “we,” “us,” or “our”) are a multi-state provider of home health and hospice services with approximately 82%, 85% and 86% of our revenue derived from Medicare for 2012, 2011 and 2010, respectively. As of December 31, 2012, we had 435 Medicare-certified home health care centers, 97 Medicare-certified hospice care centers and two hospice inpatient units in 38 states within the United States, the District of Columbia and Puerto Rico.

*Use of Estimates*

Our accounting and reporting policies conform with U.S. Generally Accepted Accounting Principles (“U.S. GAAP”). In preparing the consolidated financial statements, we are required to make estimates and assumptions that impact the amounts reported in the consolidated financial statements and accompanying notes. Actual results could materially differ from those estimates.

*Reclassifications and Comparability*

Certain reclassifications have been made to prior periods’ financial statements in order to conform to the current period’s presentation. During 2012, 2011 and 2010, we closed 3, 29 and 23 care centers, respectively. In accordance with applicable accounting guidance, the results of operations for these care centers are presented in discontinued operations in our consolidated financial statements. See Note 4 for additional information regarding our discontinued operations.

*Principles of Consolidation*

These consolidated financial statements include the accounts of Amedisys, Inc., and our wholly owned subsidiaries. All significant intercompany accounts and transactions have been eliminated in our accompanying consolidated financial statements, and business combinations accounted for as purchases have been included in our consolidated financial statements from their respective dates of acquisition. In addition to our wholly owned subsidiaries, we also have certain equity investments that are accounted for as set forth below.

*Equity Investments*

We consolidate subsidiaries and/or joint ventures when the entity is a variable interest entity and we are the primary beneficiary or if we have controlling interests in the entity, which is generally ownership in excess of 50%. Third party equity interests in our consolidated joint ventures are reflected as noncontrolling interests in our consolidated financial statements.

For subsidiaries or joint ventures in which we do not have a controlling interest or for which we are not the primary beneficiary, we record such investments under the equity method of accounting.

**2. SUMMARY OF SIGNIFICANT ACCOUNTING POLICIES**

*Revenue Recognition*

We earn net service revenue through our home health and hospice care centers by providing a variety of services almost exclusively in the homes of our patients. This net service revenue is earned and billed either on an episode of care basis, on a per visit basis or on a daily basis depending upon the payment terms and conditions established with each payor for services provided. We refer to home health revenue earned and billed on a 60-day episode of care as episodic-based revenue.

**AMEDISYS, INC. AND SUBSIDIARIES**  
**NOTES TO CONSOLIDATED FINANCIAL STATEMENTS—(Continued)**  
**December 31, 2012**

When we record our service revenue, we record it net of estimated revenue adjustments and contractual adjustments to reflect amounts we estimate to be realizable for services provided, as discussed below. We believe, based on information currently available to us and based on our judgment, that changes to one or more factors that impact the accounting estimates (such as our estimates related to revenue adjustments, contractual adjustments and episodes in progress) we make in determining net service revenue, which changes are likely to occur from period to period, will not materially impact our reported consolidated financial condition, results of operations, cash flows or our future financial results.

*Home Health Revenue Recognition*

Medicare Revenue

Net service revenue is recorded under the Medicare prospective payment system (“PPS”) based on a 60-day episode payment rate that is subject to adjustment based on certain variables including, but not limited to: (a) an outlier payment if our patient’s care was unusually costly (capped at 10% of total reimbursement per provider number); (b) a low utilization payment adjustment (“LUPA”) if the number of visits was fewer than five; (c) a partial payment if our patient transferred to another provider or we received a patient from another provider before completing the episode; (d) a payment adjustment based upon the level of therapy services required (with various incremental adjustments made for additional visits, with larger payment increases associated with the sixth, fourteenth and twentieth visit thresholds); (e) the number of episodes of care provided to a patient, regardless of whether the same home health provider provided care for the entire series of episodes; (f) changes in the base episode payments established by the Medicare Program; (g) adjustments to the base episode payments for case mix and geographic wages; and (h) recoveries of overpayments.

The Centers for Medicare and Medicaid Services (“CMS”) added two regulations to PPS that became effective April 1, 2011: (1) a face-to-face encounter requirement and (2) changes to the therapy assessment schedule, which require additional patient evaluations and certifications. As a condition for Medicare payment, the first regulation mandates that prior to certifying a patient’s eligibility for the home health benefit, the certifying physician must document that he or she, or an allowed non-physician practitioner, has had a face-to-face encounter with the patient. The second regulation mandates that periodic assessments be made by a professional qualified therapist at designated intervals, including at least once every 30 days during a therapy patient’s course of treatment. Management evaluates the potential for revenue adjustments as a result of these regulations and, when appropriate, provides allowances based upon the best available information.

We make adjustments to Medicare revenue on completed episodes to reflect differences between estimated and actual payment amounts, an inability to obtain appropriate billing documentation or authorizations acceptable to the payor and other reasons unrelated to credit risk. We estimate the impact of such adjustments based on our historical experience, which primarily includes a historical collection rate of over 99% on Medicare claims, and record this estimate during the period in which services are rendered as an estimated revenue adjustment and a corresponding reduction to patient accounts receivable. In addition, management evaluates the potential for revenue adjustments and, when appropriate, provides allowances based upon the best available information. Therefore, we believe that our reported net service revenue and patient accounts receivable will be the net amounts to be realized from Medicare for services rendered.

In addition to revenue recognized on completed episodes, we also recognize a portion of revenue associated with episodes in progress. Episodes in progress are 60-day episodes of care that begin during the reporting period, but were not completed as of the end of the period. We estimate this revenue on a monthly basis based upon historical trends. The primary factors underlying this estimate are the number of episodes in progress at the end of the reporting period, expected Medicare revenue per episode and our estimate of the average percentage

**AMEDISYS, INC. AND SUBSIDIARIES**  
**NOTES TO CONSOLIDATED FINANCIAL STATEMENTS—(Continued)**  
**December 31, 2012**

complete based on visits performed. As of December 31, 2012 and 2011, the difference between the cash received from Medicare for a request for anticipated payment (“RAP”) on episodes in progress and the associated estimated revenue was immaterial and, therefore, the resulting credits were recorded as a reduction to our outstanding patient accounts receivable in our consolidated balance sheets for such periods.

Non-Medicare Revenue

*Episodic-based Revenue.* We recognize revenue in a similar manner as we recognize Medicare revenue for episodic-based rates that are paid by other insurance carriers, including Medicare Advantage programs; however, these rates can vary based upon the negotiated terms.

*Non-episodic Based Revenue.* Gross revenue is recorded on an accrual basis based upon the date of service at amounts equal to our established or estimated per-visit rates, as applicable. Contractual adjustments are recorded for the difference between our standard rates and the contracted rates to be realized from patients, third parties and others for services provided and are deducted from gross revenue to determine net service revenue and are also recorded as a reduction to our outstanding patient accounts receivable. In addition, we receive a minimal amount of our net service revenue from patients who are either self-insured or are obligated for an insurance co-payment.

*Hospice Revenue Recognition*

Hospice Medicare Revenue

Gross revenue is recorded on an accrual basis based upon the date of service at amounts equal to the estimated payment rates. The estimated payment rates are daily or hourly rates for each of the four levels of care we deliver. The four levels of care are routine care, general inpatient care, continuous home care and respite care. Routine care accounts for 99% of our total net Medicare hospice service revenue for 2012, 2011 and 2010, respectively. We make adjustments to Medicare revenue for an inability to obtain appropriate billing documentation or acceptable authorizations and other reasons unrelated to credit risk. We estimate the impact of these adjustments based on our historical experience, which primarily includes our historical collection rate on Medicare claims, and record it during the period services are rendered as an estimated revenue adjustment and as a reduction to our outstanding patient accounts receivable.

Additionally, as Medicare hospice revenue is subject to an inpatient cap limit and an overall payment cap for each provider number, we monitor these caps and estimate amounts due back to Medicare if a cap has been exceeded. We record these adjustments as a reduction to revenue and an increase in other accrued liabilities. We have settled our Medicare hospice reimbursements for all fiscal years through October 31, 2009. We have received a notice of settlement for the Federal cap years ended October 31, 2010 and October 31, 2011, and have reduced our liability by \$0.9 million and \$0.1 million, respectively and made a payment of \$0.5 million as of December 31, 2012. For the Federal cap years ended October 31, 2010 through October 31, 2013, we have \$4.8 million and \$3.1 million recorded for estimated amounts due back to Medicare in other accrued liabilities as of December 31, 2012 and 2011, respectively. As a result of our adjustments, we believe our revenue and patients accounts receivable are recorded at amounts that will be ultimately realized.

Effective April 1, 2011, CMS implemented its hospice regulation requiring that a hospice physician or nurse practitioner have a face-to-face encounter with hospice patients during the 30 day period prior to the 180th-day recertification (third benefit period) and each subsequent recertification, to gather clinical findings to determine continued eligibility for hospice care, and that the certifying hospice physician or nurse practitioner attest that such a visit took place. Management evaluates the potential for revenue adjustments due to these regulations and when appropriate provides allowances based upon the best available information.

**AMEDISYS, INC. AND SUBSIDIARIES**  
**NOTES TO CONSOLIDATED FINANCIAL STATEMENTS—(Continued)**  
**December 31, 2012**

Hospice Non-Medicare Revenue

We record gross revenue on an accrual basis based upon the date of service at amounts equal to our established rates or estimated per day rates, as applicable. Contractual adjustments are recorded for the difference between our established rates and the amounts estimated to be realizable from patients, third parties and others for services provided and are deducted from gross revenue to determine our net service revenue and patient accounts receivable.

***Cash and Cash Equivalents***

Cash and cash equivalents include certificates of deposit and all highly liquid debt instruments with maturities of three months or less when purchased.

***Patient Accounts Receivable***

Our patient accounts receivable are uncollateralized and consist of amounts due from Medicare, Medicaid, other third-party payors and patients. There is no single payor, other than Medicare, that accounts for more than 10% of our total outstanding patient receivables, and thus we believe there are no other significant concentrations of receivables that would subject us to any significant credit risk in the collection of our patient accounts receivable. We fully reserve for accounts which are aged at 365 days or greater. We write off accounts on a monthly basis once we have exhausted our collection efforts and deem an account to be uncollectible.

We believe the credit risk associated with our Medicare accounts, which represent 68% and 73% of our net patient accounts receivable at December 31, 2012 and December 31, 2011, respectively, is limited due to our historical collection rate of over 99% from Medicare and the fact that Medicare is a U.S. government payor. Accordingly, we do not record an allowance for doubtful accounts for our Medicare patient accounts receivable, which are recorded at their net realizable value after recording estimated revenue adjustments as discussed above. During 2012, 2011 and 2010, we recorded \$10.4 million, \$11.8 million and \$6.5 million, respectively, in estimated revenue adjustments to Medicare revenue.

We believe there is a certain level of credit risk associated with non-Medicare payors. To provide for our non-Medicare patient accounts receivable that could become uncollectible in the future, we establish an allowance for doubtful accounts to reduce the carrying amount to its estimated net realizable value.

***Medicare Home Health***

For our home health patients, our pre-billing process includes verifying that we are eligible for payment from Medicare for the services that we provide to our patients. Our Medicare billing begins with a process to ensure that our billings are accurate through the utilization of an electronic Medicare claim review. We submit a RAP for 60% of our estimated payment for the initial episode at the start of care or 50% of the estimated payment for any subsequent episodes of care contiguous with the first episode for a particular patient. The full amount of the episode is billed after the episode has been completed (“final billed”). The RAP received for that particular episode is then deducted from our final payment. If a final bill is not submitted within the greater of 120 days from the start of the episode, or 60 days from the date the RAP was paid, any RAPs received for that episode will be recouped by Medicare from any other claims in process for that particular provider number. The RAP and final claim must then be re-submitted.

***Medicare Hospice***

For our hospice patients, our pre-billing process includes verifying that we are eligible for payment from Medicare for the services that we provide to our patients. Our Medicare billing begins with a process to ensure

**AMEDISYS, INC. AND SUBSIDIARIES**  
**NOTES TO CONSOLIDATED FINANCIAL STATEMENTS—(Continued)**  
**December 31, 2012**

that our billings are accurate through the utilization of an electronic Medicare claim review. Once each patient has been confirmed for eligibility, we will bill Medicare on a monthly basis for the services provided to the patient.

*Non-Medicare Home Health and Hospice*

For our non-Medicare patients, our pre-billing process primarily begins with verifying a patient's eligibility for services with the applicable payor. Once the patient has been confirmed for eligibility, we will provide services to the patient and bill the applicable payor. Our review and evaluation of non-Medicare accounts receivable includes a detailed review of outstanding balances and special consideration to concentrations of receivables from particular payors or groups of payors with similar characteristics that would subject us to any significant credit risk. We estimate an allowance for doubtful accounts based upon our assessment of historical and expected net collections, business and economic conditions, trends in payment and an evaluation of collectibility based upon the date that the service was provided. Based upon our best judgment, we believe the allowance for doubtful accounts adequately provides for accounts that will not be collected due to credit risk.

***Property and Equipment***

Property and equipment is stated at cost and we depreciate it on a straight-line basis over the estimated useful lives of the assets. Additionally, we have internally developed computer software for our own use. Such software development costs are capitalized. Additions and improvements (including interest costs for construction of qualifying long-lived assets) are capitalized. Maintenance and repair expenses are charged to expense as incurred. The cost of property and equipment sold or disposed of and the related accumulated depreciation are eliminated from the property and related accumulated depreciation accounts, and any gain or loss is credited or charged to other income (expense).

We generally provide for depreciation over the following estimated useful service lives; additionally, if there are indicators that certain assets may be potentially impaired, we will analyze such assets in accordance with U.S. GAAP.

	Years
Building .....	39
Leasehold improvements .....	Lesser of life or lease or expected useful life
Equipment and furniture .....	3 to 7
Vehicles .....	5 to 10
Computer software .....	3 to 7

The following table summarizes the balances related to our property and equipment for 2012 and 2011 (amounts in millions):

	As of December 31,	
	2012	2011
Land .....	\$ 3.2	\$ 3.2
Building and leasehold improvements .....	25.6	25.2
Equipment and furniture .....	127.8	117.3
Computer software .....	113.3	97.1
	269.9	242.8
Less: accumulated depreciation .....	(113.2)	(94.3)
	\$ 156.7	\$148.5

Depreciation expense for 2012, 2011 and 2010 was \$37.0 million, \$34.3 million and \$26.2 million, respectively.

**AMEDISYS, INC. AND SUBSIDIARIES**  
**NOTES TO CONSOLIDATED FINANCIAL STATEMENTS—(Continued)**  
**December 31, 2012**

***Goodwill and Other Intangible Assets***

Goodwill represents the amount of the purchase price in excess of the fair values assigned to the underlying identifiable net assets of acquired businesses. Goodwill is not amortized, but is subject to an annual impairment test. Tests are performed more frequently if events occur or circumstances change that would more likely than not reduce the fair value of the reporting unit below its carrying amount. These events or circumstances include but are not limited to, a significant adverse change in the business environment; regulatory environment or legal factors; or a substantial decline in market capitalization of our stock. To determine whether goodwill is impaired, we perform a two-step impairment test. In the first step of the test, the fair values of the reporting units are compared to their aggregate carrying values, including goodwill. If the fair value of the reporting unit is greater than its carrying amount, goodwill is not considered impaired and no further testing is required. If the fair value of the reporting unit is less than its carrying amount, we would proceed to step two of the test. In step two of the test, the implied fair value of the goodwill of the reporting unit is determined by a hypothetical allocation of the fair value calculated in step one to all of the assets and liabilities of that reporting unit (including any recognized and unrecognized intangible assets) as if the reporting unit had been acquired in a business combination and the fair value was reflective of the price paid to acquire the reporting unit. The implied fair value of goodwill is the excess, if any, of the calculated fair value after hypothetical allocation to the reporting unit's assets and liabilities. If the implied fair value of the goodwill is greater than the carrying amount of the goodwill at the analysis date, goodwill is not impaired and the analysis is complete. If the implied fair value of the goodwill is less than the carrying value of goodwill at the analysis date, goodwill is deemed impaired by the amount of that variance.

We calculate the estimated fair value of our reporting units using discounted cash flows as well as a market approach that compares our reporting units' earnings and revenue multiples to those of comparable public companies. To determine fair value we must make assumptions about a wide variety of internal and external factors. Significant assumptions used in the impairment analysis include financial projections of free cash flow (including significant assumptions about operations in particular expected organic growth rates, future Medicare reimbursement rates, capital requirements and income taxes), long-term growth rates for determining terminal value, and discount rates. Our estimates of discounted cash flows may differ from actual cash flows due to, among other things, economic conditions, changes to our business model or changes in operating performance. These factors increase the risk of differences between projected and actual performance that could impact future estimates of fair value of all reporting units. Significant differences between these estimates and actual cash flows could result in additional impairment in future periods.

We completed our annual impairment test of goodwill as of October 31, 2012 and recognized the following for the fiscal year 2012: a non-cash goodwill impairment charge of \$157.9 million, a non-cash other intangibles impairment charge of \$4.2 million, and a deferred tax benefit of \$37.0 million. See Note 5 – Goodwill and Other Intangible Assets, Net for additional information regarding our annual impairment tests.

Intangible assets consist of Certificates of Need, licenses, acquired names, non-compete agreements and reacquired franchise rights. We amortize non-compete agreements, acquired names that we do not intend to use in the future and reacquired franchise rights on a straight-line basis over their estimated useful lives, which is generally three years for non-compete agreements and up to five years for reacquired franchise rights and acquired names.

***Debt Issuance Costs***

We amortize deferred debt issuance costs related to our long-term obligations over its term through interest expense, unless the debt is extinguished, in which case unamortized balances are immediately expensed. We amortized \$1.4 million, \$1.6 million and \$1.6 million in deferred debt issuance costs in 2012, 2011 and 2010,

**AMEDISYS, INC. AND SUBSIDIARIES**  
**NOTES TO CONSOLIDATED FINANCIAL STATEMENTS—(Continued)**  
**December 31, 2012**

respectively. As of December 31, 2012 and 2011, we had unamortized debt issuance costs of \$2.5 million and \$2.2 million respectively recorded as other assets in our accompanying consolidated balance sheets. During the fourth quarter of 2012, we expensed \$0.6 million of unamortized debt issuance costs as the associated term loan and a portion of our existing senior notes were terminated. In addition, in connection with our new Credit Agreement and our Amendment and Waiver to Note Purchase Agreement, we recorded \$2.0 million and \$0.3 million, respectively, in deferred debt issuance costs as other assets in our consolidated balance sheet. The unamortized debt issuance costs of \$2.5 million at December 31, 2012, will be amortized over a weighted-average amortization period of 4.3 years.

***Fair Value of Financial Instruments***

The following details our financial instruments where the carrying value and the fair value differ (amounts in millions):

<u>Financial Instrument</u>	<u>Fair Value at Reporting Date Using</u>			
	<u>As of December 31, 2012</u>	<u>Quoted Prices in Active Markets for Identical Items (Level 1)</u>	<u>Significant Other Observable Inputs (Level 2)</u>	<u>Significant Unobservable Inputs (Level 3)</u>
Long-term obligations, excluding capital leases . . .	\$102.7	\$—	\$101.9	\$—

The estimates of the fair value of our long-term debt are based upon a discounted present value analysis of future cash flows. Due to the existing uncertainty in the capital and credit markets the actual rates that would be obtained to borrow under similar conditions could materially differ from the estimates we have used.

The fair value hierarchy is based on three levels of inputs, of which the first two are considered observable and the last unobservable, that may be used to measure fair value. The three levels of inputs are as follows:

- Level 1 – Quoted prices in active markets for identical assets and liabilities.
- Level 2 – Inputs other than Level 1 that are observable, either directly or indirectly, such as quoted prices for similar assets or liabilities; quoted prices in markets that are not active; or other inputs that are observable or can be corroborated by observable market data for substantially the full term of the assets or liabilities.
- Level 3 – Unobservable inputs that are supported by little or no market activity and are significant to the fair value of the assets or liabilities.

For our other financial instruments, including our cash and cash equivalents, patient accounts receivable, accounts payable and accrued expenses, we estimate the carrying amounts' approximate fair value. Our deferred compensation plan assets are recorded at fair value.

***Income Taxes***

We use the asset and liability approach for measuring deferred tax assets and liabilities based on temporary differences existing at each balance sheet date using currently enacted tax rates. Our deferred tax calculation requires us to make certain estimates about future operations. Deferred tax assets are reduced by a valuation allowance when we believe it is more likely than not that some portion or all of the deferred tax assets will not be realized. The effect of a change in tax rate is recognized as income or expense in the period that includes the enactment date. As of December 31, 2012 and 2011 our deferred tax assets were \$92.8 million and \$68.6 million, respectively and our deferred tax liabilities were \$5.6 million and \$11.7 million, respectively.

**AMEDISYS, INC. AND SUBSIDIARIES**  
**NOTES TO CONSOLIDATED FINANCIAL STATEMENTS—(Continued)**  
**December 31, 2012**

Management regularly assesses the ability to realize deferred tax assets recorded in the Company's entities based upon the weight of available evidence, including such factors as the recent earnings history and expected future taxable income. During 2012, we released a valuation allowance on specific deferred tax assets as a result of the expiration of state net operating loss carry forwards. In the event future taxable income is below management's estimates or is generated in tax jurisdictions different than projected, we could be required to increase the valuation allowance for deferred tax assets. This would result in an increase in our effective tax rate.

***Share-Based Compensation***

We record all share-based compensation as expense in the financial statements measured at the fair value of the award. We recognize compensation cost on a straight-line basis over the requisite service period for each separately vesting portion of the award. We reflect the excess tax benefits related to stock option exercises as financing cash flows. Share-based compensation expense for 2012, 2011 and 2010 was \$7.2 million, \$8.3 million and \$10.6 million, respectively, and the total income tax benefit recognized for these expenses was \$1.3 million, \$1.8 million and \$4.1 million, respectively.

***Weighted-Average Shares Outstanding***

Net (loss) income per share attributable to Amedisys, Inc. common stockholders, calculated on the treasury stock method, is based on the weighted average number of shares outstanding during the period. The following table sets forth, for the periods indicated, shares used in our computation of the weighted-average shares outstanding, which are used to calculate our basic and diluted net (loss) income attributable to Amedisys, Inc. common stockholders (amounts in thousands):

	<b>For the Years Ended December 31,</b>		
	<b>2012</b>	<b>2011</b>	<b>2010</b>
Weighted average number of shares outstanding - basic . . . . .	29,896	28,693	28,032
Effect of dilutive securities:			
Stock options . . . . .	—	—	125
Non-vested stock and stock units . . . . .	—	—	327
Weighted average number of shares outstanding - diluted . . . . .	29,896	28,693	28,484
Anti-dilutive securities . . . . .	638	643	41

***Advertising Costs***

We expense advertising costs as incurred. Advertising expense for 2012, 2011 and 2010 was \$4.6 million, \$4.6 million and \$4.9 million, respectively.

**3. ACQUISITIONS**

We complete acquisitions from time to time in order to pursue our strategy of increasing our market presence by expanding our service base and enhancing our position in certain geographic areas as a leading provider of home health and hospice services. The purchase price paid for acquisitions is negotiated through arm's length transactions, with consideration based on our analysis of, among other things, comparable acquisitions and expected cash flows for each transaction. Acquisitions are accounted for as purchases and are included in our consolidated financial statements from their respective acquisition dates. Goodwill generated from acquisitions is recognized for the excess of the purchase price over tangible and identifiable intangible assets because of the expected contributions of the acquisitions to our overall corporate strategy.



**AMEDISYS, INC. AND SUBSIDIARIES**  
**NOTES TO CONSOLIDATED FINANCIAL STATEMENTS—(Continued)**  
**December 31, 2012**

***2012 Acquisitions***

On May 1, 2012, we acquired one home health care center and four hospice care centers in Louisiana for a total purchase price of \$6.4 million (subject to certain adjustments). The purchase price was paid with cash on hand on the date of the transaction. In connection with the acquisition, we recorded goodwill (\$6.0 million), other intangibles (\$0.5 million) and other assets and liabilities, net (\$0.1 million).

On June 1, 2012, we acquired an in-home physicians practice in Florida for a total purchase price of \$2.0 million (subject to certain adjustments). The purchase price was paid with cash on hand on the date of the transaction. In connection with the acquisition, we recorded goodwill (\$1.9 million) and other intangibles (\$0.1 million).

On August 6, 2012, we acquired five hospice care centers in North Carolina for a total purchase price of \$5.8 million (subject to certain adjustments), of which \$3.8 million was included in accrued liabilities as of September 30, 2012. As of December 31, 2012, the \$3.8 million had been released from accrued liabilities and paid to the seller. The purchase price was paid with cash on hand on the date of the transaction. In connection with the acquisition, we recorded goodwill (\$5.5 million) and other intangibles (\$0.3 million).

As of September 30, 2012, we consolidated an investment previously accounted for under the equity method of accounting as we obtained control during the third quarter. The consolidation required the previously-held interest in the investment to be remeasured at fair market value which was based on our valuation as of September 30, 2012. As part of the consolidation, we recorded cash (\$1.6 million), goodwill (\$18.7 million), other intangibles (\$3.1 million), other assets and liabilities, net (\$7.5 million) and non-controlling interest (\$15.9 million).

***2011 Acquisitions***

On June 7, 2011, we acquired Beacon Hospice, Inc. (“Beacon”) for a total purchase price of \$126.0 million, net of cash acquired (subject to certain adjustments), of which \$8.2 million was placed in escrow for indemnification purposes and working capital price adjustments. The purchase price was paid with cash on hand on the date of the transaction. Beacon owned and operated 22 hospice care centers and one inpatient unit servicing the states of Massachusetts, Maine, New Hampshire, Rhode Island and Connecticut. In connection with the acquisition, we recorded goodwill (\$110.4 million), other intangibles (\$10.0 million) and other assets and liabilities, net (\$5.6 million). Approximately \$51.0 million of the \$110.4 million recorded as goodwill is expected to be deductible for income tax purposes over approximately 15 years.

On November 1, 2011, we acquired Hospice of Hackensack University Medical Center (“Hackensack Hospice”) for a total purchase price of \$4.0 million. The purchase price was paid with cash on hand on the date of the transaction. Hackensack Hospice owned and operated one hospice care center and one inpatient unit servicing the state of New Jersey. In connection with the acquisition, we recorded substantially the entire purchase price as goodwill (\$3.7 million) and other intangibles (\$0.3 million).

**AMEDISYS, INC. AND SUBSIDIARIES**  
**NOTES TO CONSOLIDATED FINANCIAL STATEMENTS—(Continued)**  
**December 31, 2012**

The following table contains unaudited pro forma condensed consolidated statement of operations information assuming that the Beacon and Hackensack Hospice transactions closed on January 1, 2010, for the years ended December 31, 2011 and 2010 (amounts in millions, except per share data):

	<u>2011</u>	<u>2010</u>
Net service revenue . . . . .	\$1,502.6	\$1,682.1
Operating (loss) income . . . . .	(467.3)	219.0
Net (loss) income . . . . .	(381.8)	115.3
Basic (loss) earnings per share . . . . .	\$ (13.30)	\$ 4.11
Diluted (loss) earnings per share . . . . .	\$ (13.30)	\$ 4.05

Beacon's revenue and net income included in our consolidated statement of operations from the acquisition date through December 31, 2011 is \$49.6 million and \$11.7 million, respectively. Hackensack Hospice's revenue and net loss included in our consolidated statement of operations from the acquisition date through December 31, 2011 is \$3.2 million and \$(0.3) million, respectively.

**4. DISCONTINUED OPERATIONS**

As part of our ongoing management of our portfolio of care centers, we review each care center's current financial performance, market penetration, forecasted market growth and the impact of proposed CMS payment revisions. As a result of our review, we closed three home health care centers and consolidated five home health care centers and four hospice care centers with care centers servicing the same markets during 2012.

During 2011, we consolidated 27 home health care centers and five hospice care centers with care centers servicing the same markets, closed 27 home health care centers and two hospice care centers and discontinued the start-up process associated with two prospective unopened home health care centers.

During 2010, we consolidated 59 home health care centers and three hospice care centers with care centers servicing the same markets, closed 19 home health care centers and four hospice care centers and discontinued the start-up process associated with 41 prospective unopened home health care centers and six prospective unopened hospice care centers which were incurring expenses. See Note 13 for additional information regarding our exit activities.

In accordance with applicable accounting guidance, the care centers which were closed in 2012 (three home health care centers), 2011 (27 home health care centers and two hospice care centers) and 2010 (19 home health care centers and four hospice care centers) are presented as discontinued operations in our consolidated financial statements.

Net revenues and operating results for the periods presented for the closed care centers are as follows (dollars in millions):

	<u>For the Years Ended December 31,</u>		
	<u>2012</u>	<u>2011</u>	<u>2010</u>
Net revenues . . . . .	\$ 0.1	\$ 17.4	\$ 33.2
(Loss) before income taxes . . . . .	(2.1)	(12.3)	(17.7)
Income tax benefit . . . . .	0.8	4.8	6.9
Discontinued operations, net of tax . . . . .	<u>\$(1.3)</u>	<u>\$ (7.5)</u>	<u>\$(10.8)</u>

**AMEDISYS, INC. AND SUBSIDIARIES**  
**NOTES TO CONSOLIDATED FINANCIAL STATEMENTS—(Continued)**  
**December 31, 2012**

**5. GOODWILL AND OTHER INTANGIBLE ASSETS, NET**

As of October 31, 2012, we concluded that impairment indicators existed based upon our decline in market capitalization, results of operations and recent forecasts. As a result, we performed step one of the goodwill impairment test as prescribed by Accounting Standard Codification (“ASC”) Topic 350 “Intangibles – Goodwill and Other,” which indicated that the fair value of the home health reporting unit was less than the book value of its net assets and the fair value of the hospice reporting unit was greater than the book value of its net assets. Therefore, the required second step of the assessment for the home health reporting unit was performed in which the implied fair value of the home health reporting unit’s goodwill was compared to the book value of that goodwill. The implied fair value of goodwill is determined in the same manner as the amount of goodwill recognized in a business combination, that is, the estimated fair value of the reporting unit is allocated to all of those assets and liabilities of that unit (including both recognized and unrecognized intangible assets) as if the reporting unit had been acquired in a business combination and the estimated fair value of the reporting unit was the purchase price paid. If the carrying amount of the reporting unit’s goodwill is greater than the implied fair value of that reporting unit’s goodwill, an impairment loss is recognized in the amount of the excess and is charged to operations. We determined the fair value of the reporting unit using discounted estimated future cash flows as well as a market approach that compared the home health reporting unit’s earnings and revenue multiples to those of comparable public companies. We were required to allocate a significant portion of the fair value to unrecorded intangible assets such as the Amedisys trade name and Medicare and CON licenses, but in accordance with GAAP, were not permitted to record these assets on our balance sheet.

As of December 31, 2012, we completed our annual impairment test of goodwill and as a result recognized a non-cash goodwill impairment charge of \$157.9 million and a non-cash other intangibles impairment charge of \$4.2 million, primarily related to our home health reporting unit. The goodwill impairment charge is primarily related to a further decline in our market capitalization and the other intangibles impairment charge is due to a change in the fair value of various non-amortizable licenses and trade names. A deferred tax benefit of \$37.0 million was recognized as of December 31, 2012, as a result of the total amount of impairment charges. Included in the non-cash goodwill and other intangibles impairment charges discussed above is \$17.4 million and \$3.1 million, respectively, related to an equity-method investment we were required to consolidate during the third quarter of 2012, as a result of a significant decline in the projected operating forecasts during the fourth quarter of 2012. These impairments did not have any impact on our compliance with our debt covenants or on our cash flows.

During the fiscal year 2011, we recognized the following: a non-cash goodwill impairment charge of \$570.8 million, a non-cash other intangibles impairment charge of \$9.1 million and a deferred tax benefit of \$141.5 million. The impairments primarily resulted from lower forecasted revenues as a result of reimbursement cuts, declining growth rates and lower operating margins from our home health reporting unit. These impairments did not have any impact on our compliance with our debt covenants or on our cash flows.

The fair value valuation of our home health reporting unit’s assets and liabilities in the second step of the assessment fall within Level 3 of the fair value hierarchy due to the use of significant unobservable inputs to determine fair value. The fair value measurements were calculated using unobservable inputs, primarily using the income approach, specifically the discounted cash flow method. The amount and timing of future cash flows within our analysis was based on our most recent forecasts and other estimates.

**AMEDISYS, INC. AND SUBSIDIARIES**  
**NOTES TO CONSOLIDATED FINANCIAL STATEMENTS—(Continued)**  
**December 31, 2012**

The following table summarizes the activity related to our goodwill for 2012, 2011 and 2010 (amounts in millions):

	<b>Goodwill</b>		
	<b>Home Health</b>	<b>Hospice</b>	<b>Total</b>
Balances at December 31, 2009 .....	\$ 719.9	\$ 67.0	\$ 786.9
Additions .....	3.4	1.1	4.5
Balances at December 31, 2010 .....	723.3	68.1	791.4
Additions .....	—	114.1	114.1
Impairment .....	(570.8)	—	(570.8)
Balances at December 31, 2011 .....	152.5	182.2	334.7
Additions .....	23.6	9.2	32.8
Impairment .....	(157.9)	—	(157.9)
Balances at December 31, 2012 .....	<u>\$ 18.2</u>	<u>\$191.4</u>	<u>\$ 209.6</u>

The following table summarizes the activity related to our other intangible assets, net for 2012, 2011 and 2010 (amounts in millions):

	<b>Other Intangible Assets, Net</b>			
	<b>Certificates of Need and Licenses</b>	<b>Acquired Names of Business (1)</b>	<b>Non-Compete Agreements &amp; Reacquired Franchise Rights (2)</b>	<b>Total</b>
Balances at December 31, 2009 .....	\$43.4	\$ 4.7	\$ 9.5	\$57.6
Additions .....	0.5	0.1	2.7	3.3
Write-off .....	(2.2)	—	—	(2.2)
Amortization .....	—	(0.1)	(5.2)	(5.3)
Balances at December 31, 2010 .....	41.7	4.7	7.0	53.4
Additions .....	2.5	7.3	0.5	10.3
Write-off .....	(1.1)	—	—	(1.1)
Impairment .....	(9.1)	—	—	(9.1)
Amortization .....	—	(0.2)	(3.3)	(3.5)
Balances at December 31, 2011 .....	34.0	11.8	4.2	50.0
Additions .....	3.6	—	0.4	4.0
Impairment .....	(3.9)	(0.3)	—	(4.2)
Amortization .....	—	—	(2.8)	(2.8)
Balances at December 31, 2012 .....	<u>\$33.7</u>	<u>\$11.5</u>	<u>\$ 1.8</u>	<u>\$47.0</u>

(1) Acquired Names of Business includes \$11.4 million of unamortized acquired names and \$0.1 million of amortized acquired names which have a weighted-average amortization period of 1.2 years.

(2) The weighted-average amortization period of our non-competitive agreements and reacquired franchise rights is 1.3 and 0.6 years, respectively.

See Note 3 for further details on additions to goodwill and other intangible assets, net.

**AMEDISYS, INC. AND SUBSIDIARIES**  
**NOTES TO CONSOLIDATED FINANCIAL STATEMENTS—(Continued)**  
**December 31, 2012**

The estimated aggregate amortization expense for each of the five succeeding years is as follows (amounts in millions):

2013 .....	\$ 1.7
2014 .....	0.2
2015 .....	—
2016 .....	—
2017 .....	—
	<u>\$ 1.9</u>

**6. DETAILS OF CERTAIN BALANCE SHEET ACCOUNTS**

Additional information regarding certain balance sheet accounts is presented below (amounts in millions):

	<u>As of December 31,</u>	
	<u>2012</u>	<u>2011</u>
Other current assets:		
Payroll tax escrow .....	\$ 1.3	\$ 5.0
Medicare withholds .....	6.3	5.8
Income tax receivable .....	—	8.4
Due from joint ventures .....	1.5	1.4
Other .....	2.3	4.0
	<u>\$11.4</u>	<u>\$24.6</u>
Other assets:		
Workers' compensation deposits .....	\$ 0.5	\$ 0.7
Health insurance deposits .....	1.2	1.2
Other miscellaneous deposits .....	1.1	1.2
Deferred financing fees .....	2.5	2.2
Investment in unconsolidated joint ventures .....	6.6	6.4
Other .....	6.8	12.6
	<u>\$18.7</u>	<u>\$24.3</u>
Accrued expenses:		
Health insurance .....	\$ 9.5	\$11.1
Workers' compensation .....	16.3	14.0
Legal and other settlements .....	6.9	5.9
Lease liability .....	1.2	5.0
Charity care .....	0.6	2.6
Estimated Medicare cap liability .....	4.8	3.1
Other .....	15.6	26.8
	<u>\$54.9</u>	<u>\$68.5</u>

**AMEDISYS, INC. AND SUBSIDIARIES**  
**NOTES TO CONSOLIDATED FINANCIAL STATEMENTS—(Continued)**  
**December 31, 2012**

**7. LONG-TERM OBLIGATIONS**

Long-term debt consisted of the following for the periods indicated (amounts in millions):

	<u>As of December 31,</u>	
	<u>2012</u>	<u>2011</u>
Senior Notes:		
\$35.0 million Series A Notes: semi-annual interest only payments; interest rate at 6.07% per annum; due March 25, 2013 .....	\$ 20.0	\$ 35.0
\$30.0 million Series B Notes: semi-annual interest only payments; interest rate at 6.28% per annum; due March 25, 2014 .....	20.0	30.0
\$35.0 million Series C Notes: semi-annual interest only payments; interest rate at 6.49% per annum; due March 25, 2015 .....	—	35.0
\$150.0 million Term Loan; \$7.5 million principal payments plus accrued interest payable quarterly; interest rate at ABR Rate plus applicable percentage or Eurodollar Rate plus the applicable percentage; due March 26, 2013 .....	—	37.5
\$60.0 million Term Loan; \$3.0 million principal payments plus accrued interest payable quarterly; interest rate at ABR Rate plus applicable percentage or Eurodollar Rate plus the applicable percentage (2.72% at December 31, 2012); due October 26, 2017 .....	57.0	—
Promissory notes .....	5.7	7.9
	<u>102.7</u>	<u>145.4</u>
Current portion of long-term obligations .....	(35.8)	(33.9)
Total .....	<u>\$ 66.9</u>	<u>\$111.5</u>

Maturities of debt as of December 31, 2012 are as follows (amounts in millions):

	<u>Long-term obligations</u>
2013 .....	\$ 35.8
2014 .....	33.9
2015 .....	12.0
2016 .....	12.0
2017 .....	9.0
	<u>\$102.7</u>

***Credit Agreement***

On October 26, 2012, we entered into a Credit Agreement that provides for senior unsecured facilities in an initial aggregate principal amount of up to \$225 million (the “Credit Facilities”). The Credit Facilities are comprised of (a) a term loan facility in an initial aggregate principal amount of \$60 million (the “Term Loan”); and (b) a revolving credit facility in an initial aggregate principal amount of up to \$165 million (the “Revolving Credit Facility”). The Credit Facilities are guaranteed by all of our material wholly-owned subsidiaries. We may increase the aggregate loan amount under the Credit Facilities by a maximum amount of \$100 million subject to receipt from the lenders, at their sole discretion, of commitments totaling the requested amount and the satisfaction of other terms and conditions.

The Revolving Credit Facility provides for and includes within its \$165 million limit a \$15 million swingline facility and commitments for up to \$50 million in letters of credit. The Revolving Credit Facility may be used to provide ongoing working capital and for other general corporate purposes. The final maturity of the Revolving Credit Facility is October 26, 2017.

**AMEDISYS, INC. AND SUBSIDIARIES**  
**NOTES TO CONSOLIDATED FINANCIAL STATEMENTS—(Continued)**  
**December 31, 2012**

The proceeds of the Term Loan and existing cash were used to pay off our existing term loan under our \$250 million Revolving Credit Facility dated March 26, 2008 with a principal balance of \$15 million and a portion of our existing senior notes with a principal balance of \$60 million. The final maturity of the Term Loan is October 26, 2017. The Term Loan amortizes beginning December 31, 2012 in 20 equal quarterly installments of \$3.0 million (subject to adjustment for prepayments), with the remaining balance due upon maturity.

The interest rate in connection with the Credit Facilities shall be selected from the following by us: (i) the ABR Rate plus the Applicable Margin (the “Base Rate Advance”) or (ii) the Eurodollar Rate plus the Applicable Margin (the “Eurodollar Rate Advance”). The ABR Rate means the greatest of (a) the Prime Rate, (b) the Federal Funds Rate plus 0.50% per annum and (c) the Eurodollar Rate for an interest period of one month plus 1% per annum. The “Eurodollar Rate” means the rate at which Eurodollar deposits in the London interbank market for an interest period of one, two, three or six months (as selected by us) are quoted. The “Applicable Margin” means 1.50% per annum for Base Rate Advances and 2.50% per annum for Eurodollar Rate Advances, subject to adjustment depending on our leverage ratio at the end of each quarter as presented in the table below. We are also subject to a commitment fee under the terms of the Credit Facilities, as presented in the table below.

<u>Total Leverage Ratio</u>	<u>Margin for ABR Loans</u>	<u>Margin for Eurodollar Loans</u>	<u>Commitment Fee</u>
≥ 1.50	1.75%	2.75%	0.50%
< 1.50 and ≥ 1.00	1.50%	2.50%	0.45%
< 1.00	1.25%	2.25%	0.40%

Our weighted average interest rate for our five year \$60.0 million Term Loan was 1.7% for 2012 and our five year \$150.0 million term loan was 1.0% for 2011.

The Credit Agreement requires us to meet two financial covenants. One is a leverage ratio of debt to earnings before interest, taxes, depreciation and amortization (“EBITDA”), which cannot exceed 2.0 and the second is a fixed charge coverage ratio of adjusted EBITDA plus rent expense (“EBITDAR”) (less capital expenditures less cash taxes) to scheduled debt repayments plus interest expense plus rent expense, which is required to be greater than 1.25. The Credit Agreement also contains customary covenants, including, but not limited to, restrictions on (a) incurrence of liens; (b) incurrence of additional debt; (c) sales of assets and other fundamental corporate changes; (d) investments; (e) declarations of dividends; and (f) capital expenditures. These covenants contain customary exclusions and baskets. As of December 31, 2012, our total leverage ratio was 1.1 and our fixed charge coverage ratio was 1.3.

As of December 31, 2012, our availability under our \$165.0 million Revolving Credit Facility was \$144.5 million as we had \$20.5 million outstanding in letters of credit.

The Credit Agreement requires at all times that we (i) provide guaranties from wholly-owned subsidiaries that in the aggregate represent not less than 95% of our consolidated net revenues and adjusted EBITDA from all wholly-owned subsidiaries, (ii) provide guarantees from subsidiaries that in the aggregate represent not less than 70% of consolidated adjusted EBITDA, subject to certain exceptions and (iii) provide guarantees from any other subsidiary that is a guarantor of the indebtedness evidenced by our senior notes.

***Amendment and Waiver to Note Purchase Agreement***

In addition, on October 26, 2012, we entered into an Amendment (the “Amendment”) and a Waiver (the “Waiver”) to our Note Purchase Agreement dated March 25, 2008 (the “Note Purchase Agreement”).

**AMEDISYS, INC. AND SUBSIDIARIES**  
**NOTES TO CONSOLIDATED FINANCIAL STATEMENTS—(Continued)**  
**December 31, 2012**

Pursuant to the Note Purchase Agreement, we issued and sold on March 26, 2008, three series of senior notes. The Amendment and the Waiver collectively permit us to repay \$15 million of our Series A Senior Notes, \$10 Million of our Series B Senior Notes and \$35 million of our Series C Senior Notes, in each case prior to their stated date of maturity. A prepayment fee of \$3.6 million was made in connection with the repayment of the senior notes. The Amendment also generally conforms the Note Purchase Agreement covenants (including exclusions and baskets) to the covenants included in our new Credit Agreement. In addition, as amended by the Amendment, the Note Purchase Agreement financial covenants are identical to those described above with respect to the Credit Agreement.

The Notes are guaranteed by all of our material wholly-owned subsidiaries. As amended by the Amendment, the Note Purchase Agreement requires at all times that we (i) provide guaranties from wholly-owned subsidiaries that in the aggregate represent not less than 95% of our consolidated net revenues and adjusted EBITDA from all wholly-owned subsidiaries, (ii) provide guarantees from subsidiaries that in the aggregate represent not less than 70% of consolidated adjusted EBITDA, subject to certain exceptions and (iii) provide guarantees from any other subsidiary that is a guarantor under the Credit Agreement.

***Termination of \$250 Million Revolving Credit Facility***

In connection with the execution of the new Credit Agreement and the amendment and waiver to the Note Purchase Agreement, our \$250 million Revolving Credit Facility dated as of March 26, 2008 was terminated. The remaining unamortized deferred debt issuance costs related to the \$250 million Revolving Credit Facility were written off in proportion to the reduction in the Revolving credit agreement. The balance of the unamortized deferred debt issuance costs related to the \$250 million Revolving Credit Facility shall be deferred and amortized over the term of the new Credit Agreement.

***Promissory Notes***

Our promissory notes outstanding of \$5.7 million as of December 31, 2012 were generally issued in amounts between \$2.2 million and \$10.8 million and bear interest in a range of 1.0% to 1.97%. These promissory notes are primarily promissory notes issued for software licenses.

**8. INCOME TAXES**

We utilize the asset and liability approach to measuring deferred tax assets and liabilities based on temporary differences existing at each balance sheet date using currently enacted tax rates in accordance with FASB's authoritative guidance for income taxes. Deferred tax assets are reduced by a valuation allowance when we believe it is more likely than not that some portion or all of the deferred tax assets will not be realized. Deferred tax assets and liabilities are adjusted for the effects of changes in tax laws and rates on the date of enactment.



**AMEDISYS, INC. AND SUBSIDIARIES**  
**NOTES TO CONSOLIDATED FINANCIAL STATEMENTS—(Continued)**  
**December 31, 2012**

The total provision for income taxes consist of the following (amounts in millions):

	<u>For the Years Ended December 31,</u>		
	<u>2012</u>	<u>2011</u>	<u>2010</u>
Current income tax expense:			
Federal .....	\$ 8.6	\$ 15.6	\$43.7
State and local .....	1.2	3.7	9.6
	<u>9.8</u>	<u>19.3</u>	<u>53.3</u>
Deferred income tax expense/(benefit):			
Federal .....	(25.7)	(103.1)	24.2
State and local .....	(5.5)	(19.3)	1.7
	<u>(31.2)</u>	<u>(122.4)</u>	<u>25.9</u>
Income tax expense/(benefit) .....	<u>\$(21.4)</u>	<u>\$(103.1)</u>	<u>\$79.2</u>

Net deferred tax assets consist of the following components (amounts in millions):

	<u>As of December 31,</u>	
	<u>2012</u>	<u>2011</u>
Current portion of deferred tax assets (liabilities):		
Allowance for doubtful accounts .....	\$ 8.2	\$ 6.8
Accrued expenses .....	1.2	2.0
Workers' compensation .....	6.7	6.1
Deferred revenue .....	(22.0)	(24.5)
Other .....	0.3	(2.1)
Current portion of deferred tax assets (liabilities) .....	<u>(5.6)</u>	<u>(11.7)</u>
Noncurrent portion of deferred tax assets (liabilities):		
Amortization of intangible assets .....	114.0	92.9
Property and equipment .....	(32.4)	(37.0)
Share-based compensation .....	5.2	7.6
Other .....	2.2	1.1
Capital loss carry forward .....	—	0.1
NOL carry forward, expiring beginning in 2012 .....	4.0	4.7
Less: valuation allowance .....	(0.2)	(0.8)
Noncurrent portion of deferred tax assets (liabilities) .....	<u>92.8</u>	<u>68.6</u>
Net deferred tax assets (liabilities) .....	<u>\$ 87.2</u>	<u>\$ 56.9</u>

As of December 31, 2012, we have state net operating loss ("NOL") carry forwards of approximately \$99.5 million.

Our recorded valuation allowance above was established against the deferred tax assets to the extent it has been determined it is more likely than not that those deferred tax assets will not be realized. Future changes in the determination of the realizability of these deferred tax assets and related valuation allowance could result in either a decrease or an increase in our provision for income taxes.

We establish our valuation allowance on deferred tax assets when it is more likely than not that some portion or all of our deferred tax assets will not be realized. Our valuation allowance decreased \$14.1 million from 2011 primarily due to the expiration of state NOLs.

**AMEDISYS, INC. AND SUBSIDIARIES**  
**NOTES TO CONSOLIDATED FINANCIAL STATEMENTS—(Continued)**  
**December 31, 2012**

Our provision for income taxes differs from the amount computed by applying the statutory Federal income tax rate to net (loss) income before income taxes from continuing operations. The sources of the tax effects of the difference are as follows:

	<u>For the Years Ended December 31,</u>		
	<u>2012</u>	<u>2011</u>	<u>2010</u>
Income tax expense/(benefit) computed on federal statutory rate .....	(35.0)%	(35.0)%	35.0%
State income taxes and other, net of federal benefit .....	(2.4)	(2.3)	3.8
Valuation allowance .....	0.1	(0.5)	(0.1)
Tax credits .....	(2.1)	—	—
Goodwill impairment .....	20.9	16.0	—
Nondeductible expenses and other, net .....	<u>0.5</u>	<u>0.2</u>	<u>0.3</u>
Income tax expense/(benefit) .....	<u>(18.0)%</u>	<u>(21.6)%</u>	<u>39.0%</u>

For the year ended December 31, 2012, the effective tax rate on pretax (loss) income from continuing operations was a benefit of 18.0 percent. The effective tax rate for the year ended December 31, 2012, attributable to continuing operations differs from the statutory rate primarily due to state taxes, non-deductible expenses, and tax credits.

The effective tax rate on the pre-tax income from continuing operations for the year ended December 31, 2011, differs from the statutory rate primarily due to a goodwill impairment that was non-deductible for tax purposes and state taxes on operations.

The effective tax rate on the pre-tax income from continuing operations for the year ended December 31, 2010, differs from the statutory rate primarily due to state taxes.

***Uncertain Tax Positions***

We account for uncertain tax positions in accordance with the authoritative guidance for uncertain tax positions. A reconciliation of the beginning and ending amount of unrecognized tax benefits is as follows (amounts in millions):

	<u>For the Years Ended December 31,</u>	
	<u>2012</u>	<u>2011</u>
Balance at beginning of period .....	\$—	\$ 0.7
Plus: additions for tax positions of prior years .....	0.4	—
Less: reductions made for tax positions of prior years .....	<u>—</u>	<u>(0.7)</u>
Balance at end of period .....	<u>\$ 0.4</u>	<u>\$—</u>

As of December 31, 2012, there are \$0.4 million of uncertain tax benefits accrued within the financial statements.

To the extent penalties and interest are assessed on any underpayment of income tax, such amounts are accrued and classified as either a component of tax penalties or interest expense in accrued expenses in our consolidated balance sheet. This is an accounting policy election we made that is a continuation of our historical policy and we intend to consistently apply this policy in the future. As of December 31, 2012, there is less than \$0.01 million of interest and penalties accrued on the balance sheet related to uncertain income tax positions.

**AMEDISYS, INC. AND SUBSIDIARIES**  
**NOTES TO CONSOLIDATED FINANCIAL STATEMENTS—(Continued)**  
**December 31, 2012**

We are subject to income taxes in the United States and in many of the 50 individual states, with significant operations in Louisiana, Alabama, Georgia, and Tennessee. We are open to examination in the United States and in various individual states for tax years ended December 2008 through December 2012. We are also open to examination in various states for the years ended 2001-2012 resulting from net operating losses generated and available for carry forward from those years.

**9. CAPITAL STOCK AND SHARE-BASED COMPENSATION**

We are authorized by our Certificate of Incorporation to issue 60,000,000 shares of common stock, \$0.001 par value and 5,000,000 shares of preferred stock, \$0.001 par value, of which 31,086,619 shares of common stock and no shares of preferred stock were issued and outstanding at December 31, 2012. Our Board of Directors is authorized to fix the dividend rights and terms, conversion and voting rights, redemption rights and other privileges and restrictions applicable to our preferred stock.

***Share-Based Awards***

Our 2008 Omnibus Incentive Compensation Plan (the “Plan”) authorizes the grant of various types of equity-based awards, such as stock awards, restricted stock units, stock appreciation rights and stock options to eligible participants, which include all of our employees and all employees of our 50% or more owned subsidiaries, our non-employee directors and certain consultants. The vesting terms of the awards may be tied to continued employment (or, for our non-employee directors, continued service on the Board of Directors) and/or achievement of certain pre-determined performance goals. We refer to stock awards subject to service-based vesting conditions as “non-vested stock” and restricted stock units subject to service-based and/or performance-based vesting conditions as “non-vested stock units.” The Plan is administered by the Compensation Committee of our Board of Directors, which determines, within the provisions of the Plan, those eligible employees to whom, and the times at which, awards shall be granted. The Compensation Committee, in its discretion, may delegate its authority and duties under the Plan to specified officers; however, only the Compensation Committee may approve the terms of awards to our executive officers.

Equity-based awards may be granted for a number of shares not to exceed, in the aggregate, approximately 3.9 million shares of common stock, and we had approximately 2.7 million shares available at December 31, 2012. The price per share for stock options shall be of no less than the greater of (a) 100% of the fair value of a share of common stock on the date the option is granted or (b) the aggregate par value of the shares of our common stock on the date the option is granted. If a stock option is granted to any owner of 10% or more of our total combined voting power of us and our subsidiaries, the price is to be at least 110% of the fair value of a share of our common stock on the date the award is granted. Each equity-based award vests ratably over a 12 month-to-five year period, with the exception of those issued under contractual arrangements that specify otherwise, that may be exercised during a period as determined by our Compensation Committee or as otherwise approved by our Compensation Committee. The contractual terms of stock options exercised shall not exceed ten years from the date such option is granted.

**AMEDISYS, INC. AND SUBSIDIARIES**  
**NOTES TO CONSOLIDATED FINANCIAL STATEMENTS—(Continued)**  
**December 31, 2012**

***Employee Stock Purchase Plan (“ESPP”)***

We have a plan whereby our eligible employees may purchase our common stock at 85% of the market price at the time of purchase. On June 7, 2012, our stockholders ratified an amendment adopted by our Board of Directors to increase the total number of shares of our common stock authorized for the issuance under our ESPP from 2,500,000 shares to 4,500,000 shares, and as of December 31, 2012, there were 2,014,396 shares available for future issuance. The following is a detail of the purchases that were made or pending Board of Director approval under the plan:

<u>Employee Stock Purchase Plan Period</u>	<u>Shares Issued</u>	<u>Price</u>
2010 and Prior . . . . .	1,851,032	\$14.23
January 1, 2011 to March 31, 2011 . . . . .	38,752	29.75
April 1, 2011 to June 30, 2011 . . . . .	54,323	22.64
July 1, 2011 to September 30, 2011 . . . . .	94,301	12.60
October 1, 2011 to December 31, 2011 . . . . .	103,815	9.27
January 1, 2012 to March 31, 2012 . . . . .	82,619	12.29
April 1, 2012 to June 30, 2012 . . . . .	90,411	10.58
July 1, 2012 to September 30, 2012 . . . . .	83,269	11.75
October 1, 2012 to December 31, 2012 . . . . .	87,082	9.61
	<u>2,485,604</u>	

ESPP expense included in general and administrative expense in our accompanying consolidated income statements was \$0.7 million, \$0.8 million and \$1.1 million for 2012, 2011 and 2010, respectively.

***Stock Options***

We use the Black-Scholes option pricing model to estimate the fair value of our stock options; however there have been no stock options granted during 2012, 2011 or 2010.

The following table presents our stock option activity for 2012:

	<u>Number of Shares</u>	<u>Weighted Average Exercise Price</u>	<u>Weighted Average Contractual Life (Years)</u>
Outstanding options at January 1, 2012 . . . . .	268,007	\$19.00	2.49
Exercised . . . . .	(22,119)	7.05	
Canceled, forfeited or expired . . . . .	(2,002)	19.11	
Outstanding options at December 31, 2012 . . . . .	<u>243,886</u>	<u>\$20.08</u>	<u>1.66</u>
Exercisable options at December 31, 2012 . . . . .	<u>243,886</u>	<u>\$20.08</u>	<u>1.66</u>

The aggregate intrinsic value of our outstanding options and exercisable options at December 31, 2012 was \$0.2 million. Total intrinsic value of options exercised was \$0.1 million, \$0.7 million and \$4.3 million for 2012, 2011 and 2010, respectively.

All of our outstanding options were vested as of October 2008; therefore there was no non-vested stock option activity for 2012.

**AMEDISYS, INC. AND SUBSIDIARIES**  
**NOTES TO CONSOLIDATED FINANCIAL STATEMENTS—(Continued)**  
**December 31, 2012**

***Non-Vested Stock***

We issue shares of non-vested stock with vesting terms ranging from one to five years. The compensation expense is determined based on the market price of our common stock at the date of grant applied to the total number of shares that are anticipated to fully vest. Non-vested stock compensation expense included in general and administrative expenses in our accompanying consolidated income statements was \$6.4 million, \$7.2 million and \$7.6 million for 2012, 2011 and 2010, respectively.

The following table presents our non-vested stock award activity for 2012:

	<u>Number of Shares</u>	<u>Weighted Average Grant Date Fair Value</u>
Non-vested stock at January 1, 2012 .....	568,850	\$32.64
Granted .....	401,249	14.01
Vested .....	(253,862)	33.63
Canceled, forfeited or expired .....	<u>(72,884)</u>	<u>28.92</u>
Non-vested stock at December 31, 2012 .....	<u>643,353</u>	<u>\$20.76</u>

The weighted average grant date fair value of non-vested stock granted was \$14.01, \$27.05 and \$54.29 in 2012, 2011, and 2010, respectively.

At December 31, 2012, there was \$4.9 million of unrecognized compensation cost related to non-vested stock award payments that we expect to be recognized over a weighted average period of 1.4 years.

***Non-Vested Stock Units – Service-Based and Performance-Based Awards***

We issue non-vested stock unit awards that are service-based, performance-based or a combination of both with vesting terms ranging from three to four years. Based on the terms and conditions of these awards, we determine if the awards should be recorded as either equity or liability instruments. The compensation expense is determined based on the market price of our common stock at the date of grant, applied to the total number of units that are anticipated to vest, unless the award specifies differently. Non-vested stock units compensation expense included in general and administrative expenses in our accompanying consolidated income statements was \$0.1 million, \$0.3 million and \$2.0 million for 2012, 2011, and 2010, respectively. We account for such awards similar to our non-vested stock awards; however, no shares of stock are issued to the recipient until the stock unit awards have vested and after the pre-determined delivery date has occurred.

The following table presents our non-vested stock units activity for 2012:

	<u>Number of Shares</u>	<u>Weighted Average Grant Date Fair Value</u>
Non-vested stock at January 1, 2012 .....	28,428	\$27.40
Granted .....	17,023	56.99
Vested .....	(45,451)	38.48
Canceled, forfeited or expired .....	<u>—</u>	<u>—</u>
Non-vested stock units at December 31, 2012 .....	<u>—</u>	<u>\$ —</u>

The weighted average grant date fair value of non-vested stock units granted was \$56.99 and \$27.40 in 2012 and 2011. There were no non-vested stock units granted in 2010.

**AMEDISYS, INC. AND SUBSIDIARIES**  
**NOTES TO CONSOLIDATED FINANCIAL STATEMENTS—(Continued)**  
**December 31, 2012**

During the second quarter of 2012, we awarded performance-based awards to certain employees. The target level established by the award, which was based on the Company's 2012 earnings before interest, taxes and depreciation ("EBITDA"), provided for the recipients to receive 173,396 non-vested stock units if the target was achieved. If the target objective was surpassed to the point of achieving the projected maximum payout, the recipients would receive 260,094 non-vested stock units. As of December 31, 2012, it was determined that the performance-based objectives established by the award were not satisfied and as a result, there were no stock units awarded.

During the second quarter of 2011, we awarded performance-based awards to certain employees. The target level established by the award, which was based on the Company's 2011 return on capital, provided for the recipients to receive 61,583 non-vested stock units if the target was achieved. If the target objective was surpassed to the point of achieving the projected maximum payout, the recipients would receive 92,376 non-vested stock units. As of December 31, 2011, it was determined that the performance-based objectives established by the award were not satisfied and as a result, there were no stock units awarded.

During the second quarter of 2010, we awarded performance-based awards to certain employees. The target level established by the award, which is based on hospitalization rate reduction for the years ending 2010 and 2011, provided for the recipients to receive 25,754 non-vested stock units if the target was achieved. If the target objective was surpassed to the point of achieving the projected maximum payout, the recipients would receive 38,631 non-vested stock units. As of December 31, 2011, it was determined that the performance-based objectives established by the award were satisfied at 79.5% and as a result, 17,023 non-vested stock units were awarded on February 28, 2012. These awards have been included in the table above.

At December 31, 2012, there was no unrecognized compensation cost related to our non-vested stock units.

## **10. COMMITMENTS AND CONTINGENCIES**

### ***Legal Proceedings***

We are involved in the following legal actions:

#### *United States Senate Committee on Finance Inquiry*

During the 111<sup>th</sup> and 112<sup>th</sup> United States Congresses, the Senate Finance Committee conducted an inquiry focused on the major publicly traded home health corporations. On May 12, 2010, we received a letter of inquiry from the Senate Finance Committee requesting documents and information relating to our policies and practices regarding home therapy visits and therapy utilization trends. A similar letter was sent to the other major publicly traded home health care companies. We cooperated with the Committee with respect to this inquiry.

On October 3, 2011, the Committee publicly issued a report titled "Staff Report on Home Health and the Medicare Therapy Threshold." The Committee recommended that the CMS "must move toward taking therapy out of the payment model." We believe that the issuance of the report concludes the Committee's inquiry, but are not in a position to speculate on the potential for future legislative or oversight action by the Committee.

#### *Securities Class Action Lawsuits*

On June 7, 2010, a putative securities class action complaint was filed in the United States District Court for the Middle District of Louisiana against the Company and certain of our current and former senior executives. Additional putative securities class actions were filed in the United States District Court for the Middle District of Louisiana on July 14, July 16, and July 28, 2010.

**AMEDISYS, INC. AND SUBSIDIARIES**  
**NOTES TO CONSOLIDATED FINANCIAL STATEMENTS—(Continued)**  
**December 31, 2012**

On October 22, 2010, the Court issued an order consolidating the putative securities class action lawsuits and the Federal Derivative Actions (described immediately below) for pre-trial purposes. In the same order, the Court appointed the Public Employees Retirement System of Mississippi and the Puerto Rico Teachers' Retirement System as co-lead plaintiffs (together, the "Co-Lead Plaintiffs") for the putative class. On December 10, 2010, the Court also consolidated the ERISA class action lawsuit (described below) with the putative securities class actions and Federal Derivative Actions for pre-trial purposes.

On January 18, 2011, the Co-Lead Plaintiffs filed an amended, consolidated class action complaint (the "Securities Complaint") which supersedes the earlier-filed securities class action complaints. The Securities Complaint alleges that the defendants made false and/or misleading statements and failed to disclose material facts about our business, financial condition, operations and prospects, particularly relating to our policies and practices regarding home therapy visits under the Medicare home health prospective payment system and the related alleged impact on our business, financial condition, operations and prospects. The Securities Complaint seeks a determination that the action may be maintained as a class action on behalf of all persons who purchased the Company's securities between August 2, 2005 and September 28, 2010 and an unspecified amount of damages.

All defendants previously moved to dismiss the Securities Complaint. On June 28, 2012, the United States District Court for the Middle District of Louisiana granted the defendants' motion to dismiss the Securities Complaint. On July 26, 2012, the Co-Lead Plaintiffs filed a motion for reconsideration. Through that motion, the Co-Lead Plaintiffs have asked the Court to rescind its June 28, 2012 dismissal order and to reverse its decision to grant the Defendants' motion to dismiss. In the alternative, the Co-Lead Plaintiffs have asked the Court to modify its dismissal order to grant Co-Lead Plaintiffs permission to file a second amended complaint. Defendants filed a response in opposition to the Co-Lead Plaintiffs' motion for reconsideration in late August 2012. That motion is fully-briefed and remains pending before the court.

*Derivative Actions*

On July 2, 2010, an alleged shareholder of the Company filed a derivative lawsuit in the United States District Court for the Middle District of Louisiana, purporting to assert claims on behalf of the Company against certain of our current and former officers and directors. Three similar derivative suits were filed in the United States District Court for the Middle District of Louisiana on July 15, July 21, and August 2, 2010 (together, the "Federal Derivative Actions"). We are named as a nominal defendant in all of those actions. As noted above, on October 22, 2010, the United States District Court for the Middle District of Louisiana issued an order consolidating the Federal Derivative Actions with the putative securities class action lawsuits and for pre-trial purposes.

On January 18, 2011, the plaintiffs in the Federal Derivative Actions filed a consolidated, amended complaint (the "Derivative Complaint") which supersedes the earlier-filed derivative complaints. The Derivative Complaint alleges that certain of our current and former officers and directors breached their fiduciary duties to the Company by making allegedly false statements, by allegedly failing to establish sufficient internal controls over certain of our home health and Medicare billing practices, by engaging in alleged insider trading, and by committing unspecified acts of waste of corporate assets and unjust enrichment. All defendants in the Federal Derivative Actions, including the Company as a nominal defendant, have moved to dismiss the Derivative Complaint. That motion is fully briefed and remains pending before the court.

On July 23, 2010, a derivative suit was filed in the Nineteenth Judicial District Court, Parish of East Baton Rouge, State of Louisiana. That action also purports to assert claims on behalf of the Company against certain of our current and former officers and directors. On December 8, 2010, the Court entered an order staying the action in deference to the earlier-filed derivative actions pending in federal court.

**AMEDISYS, INC. AND SUBSIDIARIES**  
**NOTES TO CONSOLIDATED FINANCIAL STATEMENTS—(Continued)**  
**December 31, 2012**

*ERISA Class Action Lawsuit*

On September 27, 2010 and October 22, 2010, separate putative class action complaints were filed in the United States District Court for the Middle District of Louisiana against the Company, certain of our current and former senior executives and members of our 401(k) Plan Administrative Committee. The suits allege violations of the Employee Retirement Income Security Act (“ERISA”) since January 1, 2006 and July 1, 2007, respectively. The plaintiffs brought the complaints on behalf of themselves and a class of similarly situated participants in our 401(k) plan. The plaintiffs assert that the defendants breached their fiduciary duties to the 401(k) Plan’s participants by causing the 401(k) plan to offer and hold Amedisys common stock during the respective class periods when it was an allegedly unduly risky and imprudent retirement investment because of our alleged improper business practices. The complaints seek a determination that the actions may be maintained as a class action, an award of unspecified monetary damages and other unspecified relief. As noted above, on December 10, 2010, the Court consolidated the putative ERISA class actions with the putative securities class actions and derivative actions for pre-trial purposes. In addition, on December 10, 2010, the Court appointed interim lead counsel and interim liaison counsel in the ERISA class action.

On March 10, 2011, Wanda Corbin, Pia Galimba and Linda Trammell (the “Co-ERISA Plaintiffs”), filed an amended, consolidated class action complaint (the “ERISA Complaint”), which supersedes the earlier-filed ERISA class action complaints. The ERISA Complaint seeks a determination that the action may be maintained as a class action on behalf of themselves and a class of similarly situated participants in our 401(k) plan from January 1, 2008 through present. All of the defendants have moved to dismiss the ERISA Complaint. That motion is fully briefed and remains pending before the court.

*SEC Investigation*

On June 30, 2010, we received notice of a formal investigation from the SEC and received a subpoena for documents relating to the matters under review by the United States Senate Committee on Finance and other matters involving our operations. We have cooperated with the SEC with respect to this investigation.

*U.S. Department of Justice Civil Investigative Demand (“CID”)*

On September 27, 2010, we received a CID issued by the U.S. Department of Justice pursuant to the federal False Claims Act. The CID requires the delivery of a wide range of documents and information relating to the Company’s clinical and business operations, including reimbursement and billing claims submitted to Medicare for home health services, and related compliance activities. The CID generally covers the period from January 1, 2003. On April 26, 2011, we received a second CID related to the CID issued in September 2010, which generally covers the same time period as the previous CID and requires the production of additional documents. Such CIDs are often associated with previously filed qui tam actions, or lawsuits filed under seal under the False Claims Act (“FCA”), 31 U.S.C. § 3729 et seq. Qui tam actions are brought by private plaintiffs suing on behalf of the federal government for alleged FCA violations. Subsequently, the Company and certain current and former employees have received additional CIDs for additional documents and/or testimony. We are cooperating with the Department of Justice with respect to this investigation and the requests for information and testimony.

*Stark Law*

In May 2012, we made a disclosure to CMS under the agency’s Stark Law Self-Referral Disclosure Protocol relating to certain services agreements between a subsidiary of ours and a large physician group. During some period of time since December 2007, the arrangements appear not to have complied in certain respects with an applicable exemption to the Stark Law referral prohibition. Revenue earned as a result of referrals from the



**AMEDISYS, INC. AND SUBSIDIARIES**  
**NOTES TO CONSOLIDATED FINANCIAL STATEMENTS—(Continued)**  
**December 31, 2012**

physician group since December 2007 was approximately \$4 million. We intend to cooperate with CMS in its review of this matter. On January 11, 2013, one of our subsidiaries received a CID from the United States Attorney's Office for the Northern District of Georgia seeking certain information relating to that subsidiary's relationship with this physician group.

*OIG Self-Disclosure*

In October 2012, we made a disclosure to the Office of Counsel to the Inspector General of the United States Department of Health and Human Services (the "OIG") pursuant to the OIG Provider Self-Disclosure Protocol regarding certain clinical documentation issues and eligibility requirements at two of our hospice care centers. These hospice care centers appear to have not complied in some respects with certain state and Federal regulations relating to clinical documentation and eligibility requirements, including those requiring physicians to certify patient eligibility and requiring patient face-to-face encounters. We are also in discussions with state healthcare authorities regarding this matter. Our review of this matter is ongoing, and we intend to cooperate with the OIG and any other regulatory authorities in their review of this matter.

*Wage and Hour Litigation*

On July 25, 2012, a putative collective and class action complaint was filed in the United States District Court for the District of Connecticut against us in which three former employees allege wage and hour law violations. The former employees claim they were paid on both a per-visit and an hourly basis, thereby misclassifying them as exempt employees and entitling them to overtime pay. The plaintiffs allege violations of Federal and state law and seek damages under the Fair Labor Standards Act ("FLSA"), as well as under the Pennsylvania Minimum Wage Act. Plaintiffs seek class certification of similar employees and seek attorneys' fees, back wages and liquidated damages going back three years under the FLSA and three years under the Pennsylvania statute.

On September 13, 2012, a putative collective and class action complaint was filed in the United States District Court for the Northern District of Illinois against us in which a former employee alleges wage and hour law violations. The former employee claims she was paid on both a per-visit and an hourly basis, thereby misclassifying her as an exempt employee and entitling her to overtime pay. The plaintiff alleges violations of Federal and state law and seeks damages under the FLSA and the Illinois Minimum Wage Law. Plaintiff seeks class certification of similar employees who were or are employed in Illinois and seeks attorneys' fees, back wages and liquidated damages going back three years under the FLSA and three years under the Illinois statute.

We are unable to assess the probable outcome or reasonably estimate the potential liability, if any, arising from the SEC investigation, the U.S. Department of Justice CIDs, the Stark Law matter we have disclosed to CMS, the OIG Self-Disclosure issue and the securities, shareholder derivative, ERISA and wage and hour litigation described above given the preliminary stage of these matters. The Company intends to continue to vigorously defend itself in the securities, shareholder derivative, ERISA and wage and hour litigation matters. No assurances can be given as to the timing or outcome of the SEC investigation, the U.S. Department of Justice CIDs, the Stark Law matter we have disclosed to CMS, the OIG Self-Disclosure issue or the securities, shareholder derivative, ERISA and wage and hour litigation matters described above or the impact of any of the inquiry, investigation or litigation matters on the Company, its consolidated financial condition, results of operations or cash flows, which could be material, individually or in the aggregate.

We recognize that additional putative securities class action complaints and other litigation could be filed, and that other investigations and actions could be commenced, relating to matters involving our home therapy visits and therapy utilization trends or other matters.

**AMEDISYS, INC. AND SUBSIDIARIES**  
**NOTES TO CONSOLIDATED FINANCIAL STATEMENTS—(Continued)**  
**December 31, 2012**

In addition to the matters referenced in this note, we are involved in legal actions in the normal course of business, some of which seek monetary damages, including claims for punitive damages. We do not believe that these normal course actions, when finally concluded and determined, will have a material impact on our consolidated financial condition, results of operations or cash flows.

***Third Party Audits***

From time to time, in the ordinary course of business, we are subject to audits under various governmental programs in which third party firms engaged by CMS conduct extensive review of claims data to identify potential improper payments under the Medicare program.

In January 2010, our subsidiary that provides home health services in Dayton, Ohio received from a Medicare Program Safeguard Contractor (“PSC”) a request for records regarding 137 claims submitted by the subsidiary paid from January 2, 2008 through November 10, 2009 (the “Claim Period”) to determine whether the underlying services met pertinent Medicare payment requirements. Based on the PSC’s findings for 114 of the claims, which were extrapolated to all claims for home health services provided by the Dayton subsidiary paid during the Claim Period, on March 9, 2011, the Medicare Administrative Contractor (“MAC”) for the subsidiary issued a notice of overpayment seeking recovery from our subsidiary of an alleged overpayment of approximately \$5.6 million. Our Dayton subsidiary made requests for redetermination to the MAC, which subsequently issued a series of redetermination decisions (“Redetermination Decisions”), 110 of which were unfavorable. Our subsidiary appealed 85 of the unfavorable Redetermination Decisions to MAXIMUS Federal Services, the qualified independent contractor (“QIC”) designated to process appeals from the MAC’s decisions. In November 2011, the QIC affirmed those Redetermination Decisions. We dispute the QIC’s findings and have requested appeal hearings before an administrative law judge (“ALJ”) in which we will seek to have those findings overturned. A consolidated ALJ hearing has been scheduled for late March 2013. No assurances can be given as to the outcome of the ALJ appeal. As of December 31, 2012, we have recorded no liability with respect to the pending appeals as we do not believe that an estimate of a reasonably possible loss or range of loss can be made at this time.

In July 2010, our subsidiary that provides hospice services in Florence, South Carolina received from a Zone Program Integrity Contractor (“ZPIC”) a request for records regarding a sample of 30 beneficiaries who received services from the subsidiary during the period of January 1, 2008 through March 31, 2010 (the “Review Period”) to determine whether the underlying services met pertinent Medicare payment requirements. We acquired the hospice operations subject to this review on August 1, 2009; the Review Period covers time periods both before and after our ownership of these hospice operations. Based on the ZPIC’s findings for 16 beneficiaries, which were extrapolated to all claims for hospice services provided by the Florence subsidiary billed during the Review Period, on June 6, 2011, the MAC for the subsidiary issued a notice of overpayment seeking recovery from our subsidiary of an alleged overpayment of approximately \$5.5 million. Our Florence subsidiary made requests for redetermination to the MAC, which subsequently issued a series of redetermination decisions (“Florence Redetermination Decisions”), which were favorable for 4 beneficiaries and unfavorable for 12 beneficiaries. The MAC communicated these decisions to the ZPIC, which re-extrapolated the findings and established a new alleged extrapolated overpayment of \$6.3 million. Our subsidiary appealed all of the unfavorable Florence Redetermination Decisions to MAXIMUS Federal Services, the QIC designated to process appeals from the MAC’s decisions. On March 13, 2012, the QIC issued a favorable decision for one beneficiary and unfavorable decisions for 11 beneficiaries. On May 31, 2012, the ZPIC re-extrapolated the findings and established a new alleged extrapolated overpayment of \$6.1 million. We dispute the QIC’s unfavorable findings and have requested appeal hearings before an ALJ in which we will seek to have those findings overturned. The ALJ hearings have not been scheduled, and no assurances can be given as to the timing or outcome of the ALJ appeal. In the event we pay any amount of this alleged overpayment, we are indemnified by the prior owners of the hospice

**AMEDISYS, INC. AND SUBSIDIARIES**  
**NOTES TO CONSOLIDATED FINANCIAL STATEMENTS—(Continued)**  
**December 31, 2012**

operations for amounts relating to the period prior to August 1, 2009. As of December 31, 2012, we have recorded no liability for this claim as we do not believe that an estimate of a reasonably possible loss or range of loss can be made at this time.

In July 2009, Beacon Hospice, Inc., a subsidiary we acquired on June 7, 2011 (“Beacon”), received from Massachusetts Peer Review Organization, Inc. (“MassPro”), an entity contracted with the Massachusetts Office of Medicaid, a request for records regarding 25 beneficiaries in Boston, Framingham and Plymouth, Massachusetts, who received hospice services from Beacon during the period of August 1, 2007 through July 31, 2008 (the “Review Period”) to determine whether the underlying services met pertinent MassHealth Program regulations. Based on MassPro’s findings for 89 of the 112 claims submitted in connection with these beneficiaries, which were extrapolated to all MassHealth claims for hospice services provided by Beacon billed during the Review Period, on February 15, 2012, MassPro issued a notice of overpayment seeking recovery from Beacon of an alleged overpayment of approximately \$6.6 million. The Review Period covers a time before our ownership of Beacon, and in the event we pay any amount of this alleged overpayment, we are indemnified by the prior owners of Beacon for such amounts. An appeal was filed on May 31, 2012. On December 17, 2012, as a result of the appeal, MassPro issued a final notice of determination of overpayment and fines (the “Final Notice”), determining an overpayment in only 35 of the original 112 claims and seeking recovery from Beacon in the amount of \$82,210.65 (the “Final Amount”). In the Final Notice, MassPro did not extrapolate the findings, and Beacon determined not to contest the Final Notice. In January 2013, Amedisys paid the Final Amount to MassPro, and the prior owners of Beacon paid the Final Amount to Amedisys, in accordance with their indemnification obligations set forth in the acquisition document.

***Operating Leases***

We have leased office space at various locations under non-cancelable agreements that expire between 2013 and 2017, and require various minimum annual rentals. Our typical operating leases are for lease terms of three to seven years and may include, in addition to base rental amounts, certain landlord pass-through costs for our pro-rata share of the lessor’s real estate taxes, utilities and common area maintenance costs. Some of our operating leases contain escalation clauses, in which annual minimum base rentals increase over the term of the lease.

Total minimum rental commitments as of December 31, 2012 are as follows (amounts in millions):

2013 .....	\$28.7
2014 .....	21.7
2015 .....	12.5
2016 .....	6.6
2017 .....	2.0
Future years .....	<u>—</u>
Total .....	<u><u>\$71.5</u></u>

In addition, future rental commitments for our discontinued operations locations amounted to \$0.9 million as of December 31, 2012. Rent expense for non-cancelable operating leases was \$32.7 million, \$32.6 million and \$35.2 million for 2012, 2011 and 2010.

***Insurance***

We are obligated for certain costs associated with our insurance programs, including employee health, workers’ compensation and professional liability. While we maintain various insurance programs to cover these risks, we are self-insured for a substantial portion of our potential claims. We recognize our obligations associated with

**AMEDISYS, INC. AND SUBSIDIARIES**  
**NOTES TO CONSOLIDATED FINANCIAL STATEMENTS—(Continued)**  
**December 31, 2012**

these costs, up to specified deductible limits in the period in which a claim is incurred, including with respect to both reported claims and claims incurred but not reported. These costs have generally been estimated based on historical data of our claims experience. Such estimates, and the resulting reserves, are reviewed and updated by us on a quarterly basis.

The following table presents details of our insurance programs, including amounts accrued for the periods indicated (amounts in millions) in accrued expenses in our accompanying balance sheets. The amounts accrued below represent our total estimated liability for individual claims that are less than our noted insurance coverage amounts, which can include outstanding claims and claims incurred but not reported.

<u>Type of Insurance</u>	<u>As of December 31,</u>	
	<u>2012</u>	<u>2011</u>
Health insurance . . . . .	\$ 9.5	\$11.1
Workers' compensation . . . . .	17.3	15.6
Professional liability . . . . .	4.4	3.4
	<u>31.2</u>	<u>30.1</u>
Less: long-term portion . . . . .	<u>(1.0)</u>	<u>(1.6)</u>
	<u>\$30.2</u>	<u>\$28.5</u>

The retention limit per claim for our health insurance, worker's compensation and professional liability is \$0.8 million, \$0.4 million and \$0.3 million, respectively.

***Employment Contracts***

We have commitments related to employment contracts with a number of our senior executives. These contracts generally commit us to pay severance benefits under certain circumstances.

***Other***

We are subject to various other types of claims and disputes arising in the ordinary course of our business. While the resolution of such issues is not presently determinable, we believe that the ultimate resolution of such matters will not have a significant effect on our consolidated financial condition, results of operations and cash flows.

**11. EMPLOYEE BENEFIT PLANS**

***401(K) Benefit Plan***

We maintain a plan qualified under Section 401(k) of the Internal Revenue Code for all employees who have reached 21 years of age, effective the first month after hire date. Under the plan, eligible employees may elect to defer a portion of their compensation, subject to Internal Revenue Service limits.

During 2012 and 2011, our match of contributions to be made to each eligible employee contribution is \$0.375 for every \$1.00 of contribution made up to the first 6% of their salary. During 2010, our match of contributions made to each eligible employee contribution was \$0.75 for every \$1.00 of contributions made up to the first 6% of their salary. The match is discretionary and thus is subject to change at the discretion of management. These contributions are made in the form of our common stock, valued based upon the fair value of the stock as of the end of each calendar quarter end. We expensed approximately \$10.0 million, \$7.4 million and \$22.2 million for 2012, 2011 and 2010, respectively.

**AMEDISYS, INC. AND SUBSIDIARIES**  
**NOTES TO CONSOLIDATED FINANCIAL STATEMENTS—(Continued)**  
**December 31, 2012**

***Deferred Compensation Plan***

We have a Deferred Compensation Plan for additional tax-deferred savings to a select group of management or highly compensated employees. The Deferred Compensation Plan permits participants to defer up to 75% of compensation that would otherwise be payable to them for the calendar year and up to 100% of their annual bonus. In addition, we credit to the participants' accounts such amounts as would have been contributed to our 401(k)/Profit Sharing Plan, but for the limitations that are imposed under the Internal Revenue Code based upon the participants' status as highly compensated employees. We may also make additional discretionary allocations as determined by the Compensation Committee. Amounts credited under the Deferred Compensation Plan are funded into a rabbi trust, which is managed by a trustee. The trustee has the discretion to manage the assets of the Deferred Compensation Plan as deemed fit, thus the assets are not necessarily reflective of the same investment choices made by the participants.

**12. SHARE REPURCHASE PROGRAM**

On August 6, 2010, our Board of Directors authorized a stock repurchase program of up to \$60.0 million of our common stock. Purchases were allowable through open market and privately negotiated transactions, at times and in such amounts as management deemed appropriate, including pursuant to one or more Rule 10b5-1 trading plans. The share repurchase program expired on September 30, 2011.

During 2010, pursuant to this program, we repurchased 495,815 shares of our common stock at a weighted average price of \$23.79 per share and a total cost of approximately \$11.8 million. The repurchased shares are classified as treasury shares.

**13. EXIT ACTIVITIES**

During 2012, we consolidated five operating home health care centers and four operating hospice care centers with care centers servicing the same markets and closed three operating home health care centers. We recorded lease termination liabilities of \$0.9 million and severance of \$0.1 million as of December 31, 2012 of which \$0.2 million is included in discontinued operations.

During 2011, we consolidated 27 operating home health care centers and five operating hospice care centers with care centers servicing the same markets, closed 27 operating home health care centers and two operating hospice care centers and discontinued the start-up process associated with two prospective unopened home health locations.

During 2010, we consolidated 59 operating home health care centers and three operating hospice care centers with care centers servicing the same markets, closed 19 operating home health care centers and four operating hospice care centers and discontinued the start-up process associated with 41 prospective unopened home health locations and six prospective unopened hospice locations which were incurring expenses.

The care centers that were closed in 2012, 2011 and 2010 are presented in discontinued operations in our consolidated financial statements. See Note 4 for additional information.

**AMEDISYS, INC. AND SUBSIDIARIES**  
**NOTES TO CONSOLIDATED FINANCIAL STATEMENTS—(Continued)**  
**December 31, 2012**

As part of our 2011 and 2010 exit activities, we have recorded the following as of December 31, 2011 and 2010 (amounts in millions):

	2011 Exit Activities			2010 Exit Activities			Balance Sheet Line Item	Income Statement Line Item
	Home Health	Hospice	Total	Home Health	Hospice	Total		
Lease Terminations:								
Consolidations . . . . .	\$ 1.3	\$ 0.1	\$ 1.4	\$ 8.6	\$ 0.8	\$ 9.4	Accrued Expenses	General and administrative - other
Closures . . . . .	1.7	—	1.7	1.1	0.5	1.6	Accrued Expenses	Discontinued operations
<b>Total</b> . . . . .	<b>3.0</b>	<b>0.1</b>	<b>3.1</b>	<b>9.7</b>	<b>1.3</b>	<b>11.0</b>		
Relocation costs:								
Consolidations . . . . .	—	—	—	0.5	0.1	0.6	Accrued Expenses	General and administrative - other
Closures . . . . .	—	—	—	0.1	—	0.1	Accrued Expenses	Discontinued operations
<b>Total</b> . . . . .	<b>—</b>	<b>—</b>	<b>—</b>	<b>0.6</b>	<b>0.1</b>	<b>0.7</b>		
Severance:								
Consolidations . . . . .	0.2	—	0.2	0.4	—	0.4	Payroll and employee benefits	General and administrative - salaries and benefits
Closures . . . . .	0.5	—	0.5	0.2	0.1	0.3	Payroll and employee benefits	Discontinued operations
<b>Total</b> . . . . .	<b>0.7</b>	<b>—</b>	<b>0.7</b>	<b>0.6</b>	<b>0.1</b>	<b>0.7</b>		
Intangible write-off:								
Consolidations . . . . .	0.6	0.2	0.8	1.9	0.1	2.0	Intangible Assets	Depreciation and amortization
Closures . . . . .	0.1	0.2	0.3	0.2	—	0.2	Intangible Assets	Discontinued operations
<b>Total</b> . . . . .	<b>0.7</b>	<b>0.4</b>	<b>1.1</b>	<b>2.1</b>	<b>0.1</b>	<b>2.2</b>		
Asset write-off:								
Consolidations . . . . .	0.2	—	0.2	—	—	—	Property and equipment	Miscellaneous, net
Closures . . . . .	0.2	—	0.2	—	—	—	Property and equipment	Discontinued operations
<b>Total</b> . . . . .	<b>0.4</b>	<b>—</b>	<b>0.4</b>	<b>—</b>	<b>—</b>	<b>—</b>		
<b>Total</b>								
Consolidations . . . . .	2.3	0.3	2.6	11.4	1.0	12.4		
Closures . . . . .	2.5	0.2	2.7	1.6	0.6	2.2		
<b>Total</b> . . . . .	<b>\$ 4.8</b>	<b>\$ 0.5</b>	<b>\$ 5.3</b>	<b>\$ 13.0</b>	<b>\$ 1.6</b>	<b>\$ 14.6</b>		

**AMEDISYS, INC. AND SUBSIDIARIES**  
**NOTES TO CONSOLIDATED FINANCIAL STATEMENTS—(Continued)**  
**December 31, 2012**

Our reserve activity for the 2012, 2011 and 2010 closures and consolidations is as follows (amounts in millions):

	2012 Exit Activity		2011 Exit Activity		2010 Exit Activity	
	Lease Termination	Severance	Lease Termination	Severance	Lease Termination	Severance
Balances at December 31, 2009 .....	\$—	\$—	\$—	\$—	\$—	\$—
Charge in 2010 .....	—	—	—	—	10.2	0.7
Cash expenditures in 2010 .....	—	—	—	—	(2.6)	(0.5)
<b>Balances at December 31, 2010 .....</b>	<b>—</b>	<b>—</b>	<b>—</b>	<b>—</b>	<b>7.6</b>	<b>0.2</b>
Charge in 2011 .....	—	—	3.0	0.7	0.8	—
Cash expenditures in 2011 .....	—	—	(0.3)	(0.6)	(3.4)	(0.2)
<b>Balances at December 31, 2011 .....</b>	<b>—</b>	<b>—</b>	<b>2.7</b>	<b>0.1</b>	<b>5.0</b>	<b>—</b>
Charge in 2012 .....	0.9	0.1	0.1	—	—	—
Cash expenditures in 2012 .....	(0.3)	(0.1)	(2.5)	(0.1)	(4.7)	—
Balances at December 31, 2012 .....	<u>\$ 0.6</u>	<u>\$—</u>	<u>\$ 0.3</u>	<u>\$—</u>	<u>\$ 0.3</u>	<u>\$—</u>

**14. VALUATION AND QUALIFYING ACCOUNTS**

The following table summarizes the activity and ending balances in our allowance for doubtful accounts and estimated revenue adjustments (amounts in millions):

*Allowance for Doubtful Accounts*

Year end	Balance at Beginning of Year	Provision for Doubtful Accounts (1)	Write-Offs	Balance at End of Year
2012 .....	\$17.4	\$21.7	\$(18.1)	\$21.0
2011 .....	21.0	13.7	(17.3)	17.4
2010 .....	26.4	19.2	(24.6)	21.0

(1) Includes \$0.1 million, \$0.2 million and \$0.5 million from discontinued operations for the years ended December 31, 2012, 2011 and 2010, respectively.

*Estimated Revenue Adjustments*

Year end	Balance at Beginning of Year	Provision for Estimated Revenue Adjustments (1)	Write-Offs	Balance at End of Year
2012 .....	\$6.8	\$10.6	\$(11.0)	\$6.4
2011 .....	6.5	12.1	(11.8)	6.8
2010 .....	8.7	7.0	(9.2)	6.5

(1) Includes \$0.2 million, \$0.3 million and \$0.5 million from discontinued operations for the years ended December 31, 2012, 2011 and 2010, respectively.

**15. SEGMENT INFORMATION**

Our operations involve servicing patients through our two reportable business segments: home health and hospice. Our home health segment delivers a wide range of services in the homes of individuals who may be recovering from surgery, have a chronic disability or terminal illness or need assistance with the essential

**AMEDISYS, INC. AND SUBSIDIARIES**  
**NOTES TO CONSOLIDATED FINANCIAL STATEMENTS—(Continued)**  
**December 31, 2012**

activities of daily living. Our hospice segment provides palliative care and comfort to terminally ill patients and their families. The “other” column in the following tables consists of costs relating to corporate support functions that are not directly attributable to a specific segment.

During 2012, 2011 and 2010, we closed 3, 29 and 23 care centers, respectively, which are reflected as discontinued operations in accordance with applicable accounting guidance. See Note 4 for additional information. Prior periods have been reclassified to conform to the current presentation.

During the quarter ended December 31, 2012, management revised its measurement of the reportable segments’ operating income (loss). Operating income (loss) for the reportable segments has been restated to include certain expenses previously captured in the corporate support function which are directly attributable to the support of the specific segment. Prior periods have been restated to conform to the current presentation.

Management evaluates performance and allocates resources based on the operating income of the reportable segments, which includes an allocation of corporate expenses directly attributable to the specific segment and includes revenues and all other costs directly attributable to the specific segment. Segment assets are not reviewed by the company’s chief operating decision maker and therefore are not disclosed below (amounts in millions).

	<b>For the Year Ended December 31, 2012</b>			
	<b>Home Health</b>	<b>Hospice</b>	<b>Other</b>	<b>Total</b>
Net service revenue . . . . .	\$1,198.0	\$289.9	\$ —	\$1,487.9
Cost of service, excluding depreciation and amortization . . . . .	691.1	150.0	—	841.1
General and administrative expenses . . . . .	350.8	72.4	112.1	535.3
Provision for doubtful accounts . . . . .	17.8	3.9	—	21.7
Depreciation and amortization . . . . .	13.9	1.5	24.5	39.9
Goodwill and other intangibles impairment charge . . . . .	161.6	0.5	—	162.1
Operating expenses . . . . .	<u>1,235.2</u>	<u>228.3</u>	<u>136.6</u>	<u>1,600.1</u>
Operating (loss) income . . . . .	<u>\$ (37.2)</u>	<u>\$ 61.6</u>	<u>\$(136.6)</u>	<u>\$ (112.2)</u>

	<b>For the Year Ended December 31, 2011</b>			
	<b>Home Health</b>	<b>Hospice</b>	<b>Other</b>	<b>Total</b>
Net service revenue . . . . .	\$1,250.5	\$217.8	\$ —	\$1,468.3
Cost of service, excluding depreciation and amortization . . . . .	664.0	116.6	—	780.6
General and administrative expenses . . . . .	340.2	50.0	135.5	525.7
Provision for doubtful accounts . . . . .	12.3	1.2	—	13.5
Depreciation and amortization . . . . .	14.0	0.7	23.9	38.6
Goodwill and other intangibles impairment charge . . . . .	579.9	—	—	579.9
Operating expenses . . . . .	<u>1,610.4</u>	<u>168.5</u>	<u>159.4</u>	<u>1,938.3</u>
Operating (loss) income . . . . .	<u>\$ (359.9)</u>	<u>\$ 49.3</u>	<u>\$(159.4)</u>	<u>\$ (470.0)</u>



**AMEDISYS, INC. AND SUBSIDIARIES**  
**NOTES TO CONSOLIDATED FINANCIAL STATEMENTS—(Continued)**  
**December 31, 2012**

	For the Year Ended December 31, 2010			
	Home Health	Hospice	Other	Total
Net service revenue .....	\$1,462.5	\$138.6	\$ —	\$1,601.1
Cost of service, excluding depreciation and amortization .....	719.9	74.1	—	794.0
General and administrative expenses .....	376.4	34.3	132.6	543.3
Provision for doubtful accounts .....	17.7	1.0	—	18.7
Depreciation and amortization .....	14.3	0.5	19.0	33.8
Operating expenses .....	<u>1,128.3</u>	<u>109.9</u>	<u>151.6</u>	<u>1,389.8</u>
Operating income (loss) .....	<u>\$ 334.2</u>	<u>\$ 28.7</u>	<u>\$(151.6)</u>	<u>\$ 211.3</u>

**16. UNAUDITED SUMMARIZED QUARTERLY FINANCIAL INFORMATION**

	Revenue	Net Income (Loss) Attributable to Amedisys, Inc.	Net Income (Loss) Attributable to Amedisys, Inc. Common Stockholders (1)	
			Basic	Diluted
2012:				
1st Quarter (2) .....	\$ 370.8	\$ 5.4	\$ 0.18	\$ 0.18
2nd Quarter (2) .....	378.5	7.9	0.26	0.26
3rd Quarter (2) .....	375.6	9.9	0.33	0.33
4th Quarter (2) (3) (4) (5) .....	363.0	(106.8)	(3.52)	(3.52)
	<u>\$1,487.9</u>	<u>\$ (83.6)</u>	\$ (2.79)	\$ (2.79)
2011:				
1st Quarter (6) (7) .....	\$ 359.3	\$ 15.3	\$ 0.54	\$ 0.53
2nd Quarter (6) (8) .....	368.4	21.6	0.76	0.75
3rd Quarter (6) (9) (10) .....	370.3	(423.7)	(14.73)	(14.73)
4th Quarter (6) (7) (10) .....	370.3	4.3	0.15	0.15
	<u>\$1,468.3</u>	<u>\$(382.5)</u>	\$(13.33)	\$(13.33)

- (1) Because of the method used in calculating per share data, the quarterly per share data may not necessarily total to the per share data as computed for the entire year.
- (2) During each of the four quarters of 2012, we incurred certain costs associated with the U.S. Department of Justice Civil Investigative Demand and SEC investigation. Net of income taxes, these costs amounted to \$2.2 million, \$0.8 million, \$0.6 million and \$1.4 million for the three-month periods ended March 31, 2012, June 30, 2012, September 30, 2012 and December 31, 2012, respectively.
- (3) During the fourth quarter of 2012, we incurred costs associated with the prepayment of the term loan and a portion of our existing senior notes associated with our March 26, 2008 Senior Credit Facility. Net of income taxes, these costs amounted to \$2.8 million.
- (4) Our results for the three month period ended December 31, 2012, included the settlement of a lawsuit in the amount of \$2.1 million, net of income taxes
- (5) During the fourth quarter of 2012, we recognized a non-cash goodwill and other intangibles impairment charge of \$110.2 million, net of income taxes and non-controlling interests.

**AMEDISYS, INC. AND SUBSIDIARIES**  
**NOTES TO CONSOLIDATED FINANCIAL STATEMENTS—(Continued)**  
**December 31, 2012**

- (6) During each of the four quarters of 2011, we incurred certain costs associated with the realignment of our operations and legal expenses related to the United States Senate Committee on Finance inquiry and SEC investigation. Net of income taxes, these costs amounted to \$2.0 million, \$0.7 million, \$1.6 million and \$1.8 million for the three-month periods ended March 31, 2011, June 30, 2011, September 30, 2011 and December 31, 2011, respectively.
- (7) During the first and fourth quarters of 2011, we incurred costs associated with our exit activities. See Note 13 to the consolidated financial statements for further details. Net of income taxes, these costs amounted to \$0.7 million and \$3.1 million for the three-month periods ended March 31, 2011 and December 31, 2011, respectively.
- (8) Our results for the three month period ended June 30, 2011, included a CMS bonus payment of \$2.9 million net of income taxes as the result of the pay for performance demonstration.
- (9) Our results for the three month period ended September 30, 2011, included a release of a valuation allowance related to specific deferred tax assets in the amount of \$1.9 million, net of income taxes.
- (10) During the third quarter of 2011, we recognized an estimated non-cash goodwill and other intangibles impairment charge of \$434.6 million, net of income taxes. During the fourth quarter of 2011, we finalized our interim test of impairment of goodwill and as a result, recognized an additional non-cash goodwill and other intangibles impairment charge in the amount of \$3.8 million, net of income taxes.

## EXHIBIT INDEX

The exhibits marked with the cross symbol (†) are filed and the exhibits marked with a double cross (††) are furnished with this Form 10-K. Any exhibits marked with the asterisk symbol (\*) are management contracts or compensatory plans or arrangements filed pursuant to Item 601(b)(10)(iii) of Regulation S-K.

<u>Exhibit Number</u>	<u>Document Description</u>	<u>Report or Registration Statement</u>	<u>SEC File or Registration Number</u>	<u>Exhibit or Other Reference</u>
3.1	Composite of Certificate of Incorporation of the Company inclusive of all amendments through June 14, 2007	The Company's Quarterly Report on Form 10-Q for the quarter ended June 30, 2007	0-24260	3.1
3.2	Composite of By-Laws of the Company inclusive of all amendments through October 22, 2009	The Company's Quarterly Report on Form 10-Q for the quarter ended September 30, 2009	0-24260	3.2
4.1	Common Stock Specimen	The Company's Registration Statement on Form S-3 filed August 20, 2007	333-145582	4.8
4.2.1	Note Purchase Agreement dated March 25, 2008 among Amedisys, Inc., Amedisys Holding, L.L.C. and the Purchasers identified on Schedule A thereto, relating to the issuance and sale of (a) \$35,000,000 aggregate principal amount of their 6.07% Series A Senior Notes due March 25, 2013 (b) \$30,000,000 aggregate principal amount of their 6.28% Series B Senior Notes due March 25, 2014 and (c) \$35,000,000 aggregate principal amount of their 6.49% Series C Senior Notes due March 25, 2015	The Company's Current Report on Form 8-K filed on April 1, 2008	0-24260	4.1
4.2.2	Amendment No. 1 dated October 26, 2012 to the Note Purchase Agreement dated March 25, 2008 among Amedisys, Inc., Amedisys Holding, L.L.C. relating to the issuance and sale of (a) \$35,000,000 aggregate principal amount of their 6.07% Series A Senior Notes due March 25, 2013, (b) \$30,000,000 aggregate principal amount of their 6.28% Series B Senior Notes due March 25, 2014 and (c) \$35,000,000 aggregate principal amount of their 6.49% Series C Senior Notes due March 25, 2015	The Company's Current Report on Form 8-K filed on October 30, 2012	0-24260	4.1

<u>Exhibit Number</u>	<u>Document Description</u>	<u>Report or Registration Statement</u>	<u>SEC File or Registration Number</u>	<u>Exhibit or Other Reference</u>
4.2.3	Waiver No. 1 dated October 26, 2012 to the Note Purchase Agreement dated March 25, 2008 among Amedisys, Inc., Amedisys Holding, L.L.C. relating to the issuance and sale of (a) \$35,000,000 aggregate principal amount of their 6.07% Series A Senior Notes due March 25, 2013, (b) \$30,000,000 aggregate principal amount of their 6.28% Series B Senior Notes due March 25, 2014 and (c) \$35,000,000 aggregate principal amount of their 6.49% Series C Senior Notes due March 25, 2015	The Company's Current Report on Form 8-K filed on October 30, 2012	0-24260	4.2
4.3	Form of Series A Note due March 25, 2013 (attached as Exhibit B to the Amendment No. 1 to the Note Purchase Agreement Incorporated by reference as Exhibit 4.2.2 hereto)	The Company's Current Report on Form 8-K filed on October 30, 2012	0-24260	4.3
4.4	Form of Series B Note due March 25, 2014 (attached as Exhibit C to the Amendment No. 1 to the Note Purchase Agreement Incorporated by reference as Exhibit 4.2.2 hereto)	The Company's Current Report on Form 8-K filed on October 30, 2012	0-24260	4.4
4.5	Form of Series C Note due March 25, 2015 (attached as Exhibit 3 to the Note Purchase Agreement Incorporated by reference as Exhibit 4.2.1 hereto)	The Company's Current Report on Form 8-K filed on April 1, 2008	0-24260	4.4
10.1	Form of Director Indemnification Agreement dated February 12, 2009	The Company's Annual Report on Form 10-K for the year ended December 31, 2008	0-24260	10.1
10.2*	Amended and Restated Amedisys, Inc. Employee Stock Purchase Plan dated June 7, 2012	The Company's Current Report on Form 8-K filed June 8, 2012	0-24260	10.1
†10.3*	Composite Amedisys, Inc. 2008 Omnibus Incentive Compensation Plan (inclusive of Plan amendments dated June 7, 2012 and October 25, 2012 and the full text of the Amedisys, Inc. 2008 Omnibus Incentive Compensation Plan)			
10.4*	Form of Nonvested Stock Award Agreement issued under Amedisys, Inc. 2008 Omnibus Incentive Compensation Plan	The Company's Quarterly Report on Form 10-Q for the quarter ended June 30, 2008	0-24260	10.3

<u>Exhibit Number</u>	<u>Document Description</u>	<u>Report or Registration Statement</u>	<u>SEC File or Registration Number</u>	<u>Exhibit or Other Reference</u>
10.5*	Form of Restricted Stock Unit Agreement Issued under Amedisys, Inc. 2008 Omnibus Incentive Compensation Plan	The Company's Quarterly Report on Form 10-Q for the quarter ended June 30, 2008	0-24260	10.4
10.6*	Composite Amedisys, Inc. 1998 Stock Option Plan (inclusive of amendments dated June 10, 2004, June 8, 2006 and June 22, 2006 and the full text of the Amedisys, Inc. 1998 Stock Option Plan)	The Company's Registration Statement on Form S-8 filed June 22, 2007	333-143967	4.2
10.7*	Form of Restricted Stock Unit Agreement under the 1998 Stock Option Plan	The Company's Current Report on Form 8-K/A filed April 24, 2007	0-24260	4.1
10.8*	Composite Director's Stock Option Plan (inclusive of Plan amendments dated June 10, 2004, and the full text of the Directors Stock Option Plan)	The Company's Annual Report on Form 10-K for the year ended December 31, 2005	0-24260	10.4
10.9.1*	Amended and Restated Employment Agreement dated January 3, 2011 by and among Amedisys, Inc., Amedisys Holding, L.L.C. and William F. Borne	The Company's Current Report on Form 8-K filed January 7, 2011	0-24260	10.1
10.9.2*	Amendment No. 1 dated December 29, 2011 to Amended and Restated Employment Agreement dated January 3, 2011 by and among Amedisys, Inc., Amedisys Holding, L.L.C. and William F. Borne	The Company's Current Report on Form 8-K filed December 30, 2011	0-24260	10.1
†10.9.3*	Amendment No. 2 dated December 19, 2012 to Amended and Restated Employment Agreement dated January 3, 2011 by and among Amedisys, Inc., Amedisys Holding, L.L.C. and William F. Borne			
10.10.1*	Employment Agreement dated November 1, 2011 by and among Amedisys, Inc., Amedisys Holding, L.L.C. and Ronald A. LaBorde	The Company's Current Report on Form 8-K filed November 2, 2011	0-24260	10.1
10.10.2*	Amendment No. 1 dated December 29, 2011 to Employment Agreement dated November 1, 2011 by and among Amedisys, Inc., Amedisys Holding, L.L.C. and Ronald A. LaBorde	The Company's Current Report on Form 8-K filed December 30, 2011	0-24260	10.2

<u>Exhibit Number</u>	<u>Document Description</u>	<u>Report or Registration Statement</u>	<u>SEC File or Registration Number</u>	<u>Exhibit or Other Reference</u>
†10.10.3*	Amendment No. 2 dated December 19, 2012 to Employment Agreement dated November 1, 2011 by and among Amedisys, Inc., Amedisys Holding, L.L.C. and Ronald A. LaBorde			
10.11.1*	Amended and Restated Employment Agreement dated January 3, 2011 by and among Amedisys, Inc., Amedisys Holding, L.L.C. and Jeffrey D. Jeter	The Company's Current Report on Form 8-K filed January 7, 2011	0-24260	10.2
†10.11.2*	Amendment No. 1 dated December 19, 2012 to Amended and Restated Employment Agreement dated January 3, 2011 by and among Amedisys, Inc., Amedisys Holding, L.L.C. and Jeffrey D. Jeter			
10.12.1*	Amended and Restated Employment Agreement dated July 23, 2010 by and among Amedisys, Inc., Amedisys Holding, L.L.C. and Michael O. Fleming, M.D.	The Company's Current Report on Form 8-K filed July 27, 2010	0-24260	10.1
10.12.2*	Amendment No. 1 dated January 3, 2011 to Amended and Restated Employment Agreement dated July 23, 2010 by and among Amedisys, Inc., Amedisys Holding, L.L.C. and Michael O. Fleming, M.D.	The Company's Current Report on Form 8-K filed January 7, 2011	0-24260	10.6
†10.12.3*	Amendment No. 2 dated December 19, 2012 to Amended and Restated Employment Agreement dated July 23, 2010 by and among Amedisys, Inc., Amedisys Holding, L.L.C. and Michael O. Fleming, M.D.			
10.13.1*	Amended and Restated Employment Agreement dated July 23, 2010 by and among Amedisys, Inc., Amedisys Holding, L.L.C. and David R. Bucey	The Company's Current Report on Form 8-K filed July 27, 2010	0-24260	10.2
10.13.2*	Amendment No. 1 dated January 3, 2011 to Amended and Restated Employment Agreement dated July 23, 2010 by and among Amedisys, Inc., Amedisys Holding, L.L.C. and David R. Bucey	The Company's Current Report on Form 8-K filed January 7, 2011	0-24260	10.7

<u>Exhibit Number</u>	<u>Document Description</u>	<u>Report or Registration Statement</u>	<u>SEC File or Registration Number</u>	<u>Exhibit or Other Reference</u>
†10.13.3*	Amendment No. 2 dated December 19, 2012 to Amended and Restated Employment Agreement dated July 23, 2010 by and among Amedisys, Inc., Amedisys Holding, L.L.C. and David R. Bucey			
10.14*	Retention Bonus Agreement dated April 5, 2012 by and among Amedisys, Inc., Amedisys Holding, L.L.C. and William F. Borne	The Company's Current Report on Form 8-K filed on April 10, 2012	0-24260	10.1
10.15*	Retention Bonus Agreement dated April 5, 2012 by and among Amedisys, Inc., Amedisys Holding, L.L.C. and Jeffrey D. Jeter	The Company's Current Report on Form 8-K filed on April 10, 2012	0-24260	10.2
10.16*	Retention Bonus Agreement dated April 5, 2012 by and among Amedisys, Inc., Amedisys Holding, L.L.C. and Michael O. Fleming	The Company's Current Report on Form 8-K filed on April 10, 2012	0-24260	10.3
10.17*	Retention Bonus Agreement dated April 5, 2012 by and among Amedisys, Inc., Amedisys Holding, L.L.C. and David R. Bucey	The Company's Current Report on Form 8-K filed on April 10, 2012	0-24260	10.4
10.18.1	Credit Agreement dated March 26, 2008 among Amedisys, Inc., and Amedisys Holding, L.L.C., as Borrowers, the Lenders party thereto from time to time, JPMorgan Securities Inc. and UBS Securities LLC, as Co-Lead Arrangers and Joint Book Runners, Fifth Third Bank and Bank of America, N.A., as Co-Documentation Agents, and Oppenheimer & Co, Inc. and UBS Securities LLC, as Co-Syndication Agents	The Company's Current Report on Form 8-K filed on April 1, 2008	0-24260	10.1
10.18.2	First Amendment dated May 26, 2011 to Credit Agreement dated March 26, 2008	The Company's Current Report on Form 8-K filed on June 1, 2011	0-24260	10.1

<u>Exhibit Number</u>	<u>Document Description</u>	<u>Report or Registration Statement</u>	<u>SEC File or Registration Number</u>	<u>Exhibit or Other Reference</u>
10.19	Credit Agreement dated October 26, 2012 among Amedisys, Inc. and Amedisys Holding, L.L.C., as co-borrowers, the several banks and other financial institutions party thereto from time to time, BOKF, NA DBA Bank of Texas, Compass Bank, Fifth Third Bank and RBS Citizens, N.A., as Documentation Agents, Bank of America, N.A., as Syndication Agent, JPMorgan Chase Bank, N.A., as Administrative Agent, and J.P. Morgan Securities LLC and Merrill Lynch, Pierce, Fenner & Smith Incorporated, as Co-Lead Arrangers and Joint Bookrunners	The Company's Current Report on Form 8-K filed on October 30, 2012	0-24260	10.1
†21.1	Subsidiaries of the Registrant			
†23.1	Consent of KPMG LLP			
†31.1	Certification of William F. Borne, Chief Executive Officer, pursuant to Section 302 of the Sarbanes-Oxley Act of 2002			
†31.2	Certification of Ronald A. LaBorde, Chief Financial Officer, pursuant to Section 302 of the Sarbanes-Oxley Act of 2002			
††32.1	Certification of William F. Borne, Chief Executive Officer, pursuant to 18 U.S.C. Section 1350, as adopted pursuant to Section 906 of the Sarbanes-Oxley Act of 2002			
††32.2	Certification of Ronald A. LaBorde, Chief Financial Officer, pursuant to 18 U.S.C. Section 1350, as adopted pursuant to Section 906 of the Sarbanes-Oxley Act of 2002			
††101.INS	XBRL Instance			
††101.SCH	XBRL Taxonomy Extension Schema Document			
††101.CAL	XBRL Taxonomy Extension Calculation Linkbase Document			
††101.DEF	XBRL Taxonomy Extension Definition Linkbase			



<u>Exhibit Number</u>	<u>Document Description</u>	<u>Report or Registration Statement</u>	<u>SEC File or Registration Number</u>	<u>Exhibit or Other Reference</u>
††101.LAB	XBRL Taxonomy Extension Labels Linkbase Document			
††101.PRE	XBRL Taxonomy Extension Presentation Linkbase Document			



**CERTIFICATION**

I, William F. Borne, certify that:

1. I have reviewed this Annual Report on Form 10-K of Amedisys, Inc.;
2. Based on my knowledge, this report does not contain any untrue statement of a material fact or omit to state a material fact necessary to make the statements made, in light of the circumstances under which such statements were made, not misleading with respect to the period covered by this report;
3. Based on my knowledge, the financial statements, and other financial information included in this report, fairly present in all material respects the financial condition, results of operations and cash flows of the registrant as of, and for, the periods presented in this report;
4. The registrant's other certifying officer and I are responsible for establishing and maintaining disclosure controls and procedures (as defined in Exchange Act Rules 13a-15(e) and 15d-15(e)) and internal control over financial reporting (as defined in Exchange Act Rules 13a-15(f) and 15d-15(f)) for the registrant and have:
  - a. Designed such disclosure controls and procedures, or caused such disclosure controls and procedures to be designed under our supervision, to ensure that material information relating to the registrant, including its consolidated subsidiaries, is made known to us by others within those entities, particularly during the period in which this report is being prepared;
  - b. Designed such internal control over financial reporting, or caused such internal control over financial reporting to be designed under our supervision, to provide reasonable assurance regarding the reliability of financial reporting and the preparation of financial statements for external purposes in accordance with generally accepted accounting principles;
  - c. Evaluated the effectiveness of the registrant's disclosure controls and procedures and presented in this report our conclusions about the effectiveness of the disclosure controls and procedures, as of the end of the period covered by this report based on such evaluation; and
  - d. Disclosed in this report any change in the registrant's internal control over financial reporting that occurred during the registrant's most recent fiscal quarter (the registrant's fourth fiscal quarter in the case of an Annual Report) that has materially affected, or is reasonably likely to materially affect, the registrant's internal control over financial reporting; and
5. The registrant's other certifying officer and I have disclosed, based on our most recent evaluation of internal control over financial reporting, to the registrant's auditors and the audit committee of registrant's Board of Directors (or persons performing the equivalent functions):
  - a. All significant deficiencies and material weaknesses in the design or operation of internal control over financial reporting which are reasonably likely to adversely affect the registrant's ability to record, process, summarize and report financial information; and
  - b. Any fraud, whether or not material, that involves management or other employees who have a significant role in the registrant's internal control over financial reporting.

Date: March 12, 2013

/s/ WILLIAM F. BORNE

**William F. Borne**  
**Chief Executive Officer**

**CERTIFICATION**

I, Ronald A. LaBorde, certify that:

1. I have reviewed this Annual Report on Form 10-K of Amedisys, Inc.;
2. Based on my knowledge, this report does not contain any untrue statement of a material fact or omit to state a material fact necessary to make the statements made, in light of the circumstances under which such statements were made, not misleading with respect to the period covered by this report;
3. Based on my knowledge, the financial statements, and other financial information included in this report, fairly present in all material respects the financial condition, results of operations and cash flows of the registrant as of, and for, the periods presented in this report;
4. The registrant's other certifying officer and I are responsible for establishing and maintaining disclosure controls and procedures (as defined in Exchange Act Rules 13a-15(e) and 15d-15(e)) and internal control over financial reporting (as defined in Exchange Act Rules 13a-15(f) and 15d-15(f)) for the registrant and have:
  - a. Designed such disclosure controls and procedures, or caused such disclosure controls and procedures to be designed under our supervision, to ensure that material information relating to the registrant, including its consolidated subsidiaries, is made known to us by others within those entities, particularly during the period in which this report is being prepared;
  - b. Designed such internal control over financial reporting, or caused such internal control over financial reporting to be designed under our supervision, to provide reasonable assurance regarding the reliability of financial reporting and the preparation of financial statements for external purposes in accordance with generally accepted accounting principles;
  - c. Evaluated the effectiveness of the registrant's disclosure controls and procedures and presented in this report our conclusions about the effectiveness of the disclosure controls and procedures, as of the end of the period covered by this report based on such evaluation; and
  - d. Disclosed in this report any change in the registrant's internal control over financial reporting that occurred during the registrant's most recent fiscal quarter (the registrant's fourth fiscal quarter in the case of an Annual Report) that has materially affected, or is reasonably likely to materially affect, the registrant's internal control over financial reporting; and
5. The registrant's other certifying officer and I have disclosed, based on our most recent evaluation of internal control over financial reporting, to the registrant's auditors and the audit committee of registrant's Board of Directors (or persons performing the equivalent functions):
  - a. All significant deficiencies and material weaknesses in the design or operation of internal control over financial reporting which are reasonably likely to adversely affect the registrant's ability to record, process, summarize and report financial information; and
  - b. Any fraud, whether or not material, that involves management or other employees who have a significant role in the registrant's internal control over financial reporting.

Date: March 12, 2013

/s/ RONALD A. LABORDE

Ronald A. LaBorde  
Chief Financial Officer

**CERTIFICATION OF CHIEF EXECUTIVE OFFICER PURSUANT TO 18 U.S.C. SECTION 1350,  
AS ADOPTED PURSUANT TO SECTION 906 OF THE SARBANES-OXLEY ACT OF 2002**

In connection with the Annual Report of Amedisys, Inc. (the "Company") on Form 10-K for the year ended December 31, 2012 (the "Report"), I, William F. Borne, Chief Executive Officer of the Company, hereby certify to my knowledge, pursuant to 18 U.S.C. Section 1350, as adopted pursuant to Section 906 of the Sarbanes-Oxley Act of 2002, that:

(1) The Report fully complies with the requirements of Section 13(a) or 15(d) of the Securities Exchange Act of 1934; and

(2) The information contained in the Report fairly presents, in all material respects, the financial condition and result of operations of the Company.

Date: March 12, 2013

/s/ WILLIAM F. BORNE

\_\_\_\_\_  
William F. Borne  
Chief Executive Officer

**CERTIFICATION OF CHIEF FINANCIAL OFFICER PURSUANT TO 18 U.S.C. SECTION 1350,  
AS ADOPTED PURSUANT TO SECTION 906 OF THE SARBANES-OXLEY ACT OF 2002**

In connection with the Annual Report of Amedisys, Inc. (the "Company") on Form 10-K for the year ended December 31, 2012 (the "Report"), I, Ronald A. LaBorde, Chief Financial Officer of the Company, hereby certify to my knowledge, pursuant to 18 U.S.C. Section 1350, as adopted pursuant to Section 906 of the Sarbanes-Oxley Act of 2002, that:

(1) The Report fully complies with the requirements of Section 13(a) or 15(d) of the Securities Exchange Act of 1934; and

(2) The information contained in the Report fairly presents, in all material respects, the financial condition and result of operations of the Company.

Date: March 12, 2013

/s/ RONALD A. LABORDE

**Ronald A. LaBorde**  
**Chief Financial Officer**







# COMPANY LEADERSHIP

## Board of Directors

**William F. Borne**  
*Chairman of the Board  
and Chief Executive Officer  
Amedisys, Inc.*

**Linda J. Hall**  
*Entrepreneur in Residence  
Carlson School of Management  
University of Minnesota*

**Ronald A. LaBorde**  
*President and  
Chief Financial Officer  
Amedisys, Inc.*

**Jake L. Netterville**  
*Chairman of the Board  
Postlethwaite & Netterville,  
A Professional Accounting  
Corporation*

**David R. Pitts**  
*Chairman and Chief Executive Officer  
Pitts Management Associates, Inc.  
Healthcare Management and  
Consulting Services*

**Peter Ricchiuti**  
*Assistant Dean and Director of Research  
of BURKENROAD REPORTS  
Tulane University's A.B. Freeman  
School of Business*

**Donald A. Washburn**  
*Private Investments*

## Executive Officers

**William F. Borne**  
*Chief Executive Officer*

**Ronald A. LaBorde**  
*President and  
Chief Financial Officer*

**Jeffrey D. Jeter**  
*Chief Compliance Officer*

**Michael O. Fleming, MD**  
*Chief Medical Officer*

**David R. Bucey**  
*General Counsel  
and Corporate Secretary*

### Performance Graph

A performance graph comparing the cumulative total stockholder return on our common stock for the five-year period ended December 31, 2012, with the cumulative total return on the NASDAQ composite index and peer-group index over the same period is included in the Form 10-K.

### Independent Accountants

KPMG LLP  
Baton Rouge, Louisiana

### Annual Meeting

The annual meeting of stockholders will take place on June 6, 2013, at 12:00 p.m. (CDT) at the company's corporate headquarters, 5959 South Sherwood Forest Blvd., Baton Rouge, Louisiana.

### Stock Listing

The company's common stock is listed on the NASDAQ Global Select Market under the symbol "AMED."

### Transfer Agent and Registrar

American Stock Transfer & Trust Company, LLC  
6201 15<sup>th</sup> Avenue  
Brooklyn, New York 11219  
800.937.5449

### Form 10-K Exhibits

A copy of all exhibits to the company's Annual Report on Form 10-K as filed with the Securities and Exchange Commission is available free of charge on the Internet at [www.amedisys.com](http://www.amedisys.com) or by contacting:

Amedisys, Inc.  
Investor Relations Dept.  
5959 S. Sherwood Forest Blvd.  
Baton Rouge, Louisiana 70816  
[investor@amedisys.com](mailto:investor@amedisys.com)

### Amedisys on the Internet

Our company website address is [www.amedisys.com](http://www.amedisys.com). We use our website as a channel of distribution for important company information. Important information, including press releases, analyst presentations and financial information regarding our company, is routinely posted on and accessible on the Investor Relations subpage of our website, which is accessible by clicking on the tab labeled "Investors" on our website home page. We also use our website to expedite public access to time-critical information regarding our company in advance of or in lieu of distributing a press release or a filing with the SEC disclosing the same information. Therefore, investors should look to the "Investors" subpage of our website for important and time-critical information. Visitors to our website can also register to receive automatic e-mail and other notifications alerting them when new information is made available on the "Investors" subpage of our website. In addition, we make available on the "Investors" subpage of our website (under the link "SEC filings") free of charge our annual reports on Form 10-K, quarterly reports on Form 10-Q, current reports on Form 8-K, ownership reports on Forms 3, 4 and 5 and any amendments to those reports as soon as practicable after we electronically file such reports with the SEC. Further, copies of our Certificate of Incorporation and Bylaws, our Code of Ethical Business Conduct, our Corporate Governance Guidelines and the charters for the Audit, Compensation, Nominating and Corporate Governance and Quality of Care Committees of our Board are also available on the "Investors" subpage of our website (under the link "Corporate Governance").

### Forward-Looking Statements

When included in this document, words like "believes," "belief," "expects," "plans," "anticipates," "intends," "projects," "estimates," "may," "might," "would," "should" and similar expressions are intended to identify forward-looking statements as defined by the Private Securities Litigation Reform Act of 1995. These forward-looking statements involve a variety of risks and uncertainties that could cause actual results to differ materially from those described therein. These risks and uncertainties include, but are not limited to the following: changes in Medicare and other medical payment levels, our ability to open care centers, acquire additional care centers and integrate and operate these care centers effectively, changes in or our failure to comply with existing Federal and state laws or regulations or the inability to comply with new government regulations on a timely basis, competition in the home health industry, changes in the case mix of patients and payment methodologies, changes in estimates and judgments associated with critical accounting policies, our ability to maintain or establish new patient referral sources, our ability to attract and retain qualified personnel, changes in payments and covered services due to the economic downturn and deficit spending by Federal and state governments, future cost containment initiatives undertaken by third-party payors, our access to financing due to the volatility and disruption of the capital and credit markets, our ability to meet debt service requirements and comply with covenants in debt agreements, business disruptions due to natural disasters or acts of terrorism, our ability to integrate and manage our information systems, and changes in or developments with respect to any litigation or investigations relating to the company, including the SEC investigation and the U.S. Department of Justice Civil Investigative Demands and various other matters, many of which are beyond our control.

Because forward-looking statements are inherently subject to risks and uncertainties, some of which cannot be predicted or quantified, you should not rely on any forward-looking statement as a prediction of future events. We expressly disclaim any obligation or undertaking and we do not intend to release publicly any updates or changes in our expectations concerning the forward-looking statements or any changes in events, conditions or circumstances upon which any forward-looking statement may be based, except as required by law. For a discussion of some of the factors discussed above as well as additional factors, see Part I, Item 1A—"Risk Factors" and Part II, Item 7—"Critical Accounting Policies" within "Management's Discussion and Analysis of Financial Condition and Results of Operations" set forth in our Annual Report on Form 10-K for the year ended December 31, 2012.

## Amedisys At-A-Glance

---

### OUR CORE BELIEFS:

*The Amedisys SPIRIT lives on, in each of us, every day. We pass it on to the patients' lives we touch, the families and friends who love them, our colleagues we work with and our own loved ones at home.*

# SPIRIT

## SERVICE

Remember why we are here

---

## PASSION

Care and serve from the heart

---

## INTEGRITY

Do the right thing – always

---

## RESPECT

Communicate openly and honestly

---

## INNOVATION

Influence and embrace change

---

## TALENT

Invest in personal and professional growth

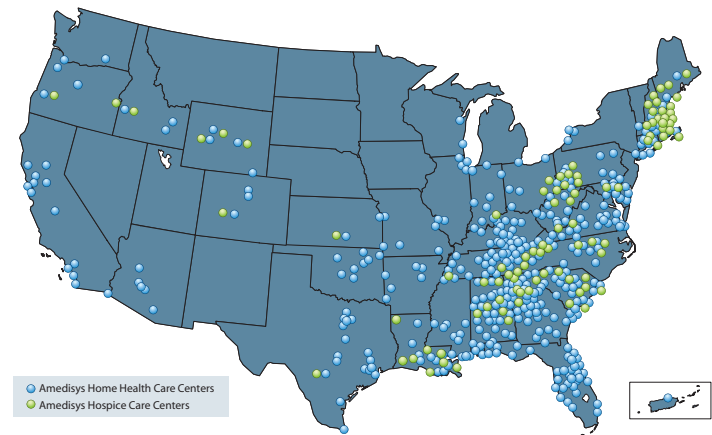
Amedisys is dedicated to our mission of *taking care of your loved ones like we would our own.*

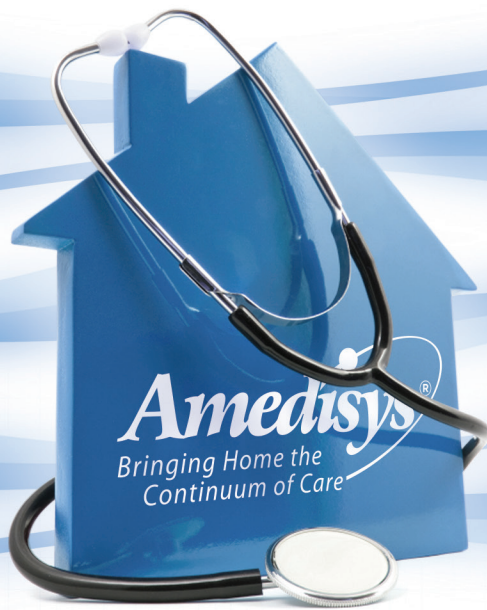
At the heart of all we do, are the *more than* **10,800 caregivers** (nurses, therapists, chaplains, social workers, dieticians aides and volunteers) serving approximately 380,000 patients each year.

### HOME HEALTH AND HOSPICE CARE CENTER LOCATIONS

---

*Amedisys' nationwide footprint of home health and hospice care centers in 37 states plus D.C. and Puerto Rico is a platform for care delivery that is second to none.*





[www.amedisys.com](http://www.amedisys.com)