



GrupoMéxico

20
23

Strength and determination

Annual Report

 GrupoMéxico



BUENAVISTA DEL COBRE MINE, CANANEA, SONORA, MEXICO.

Index

04	Letter to Shareholders
08	Grupo México Results
26	Mining Division
44	Transportation Division
56	Infrastructure Division
66	Fundación Grupo México and Community Development
90	Board of Directors and Management Team

Letter to Shareholders



TEQUILA TRAIN, JALISCO, MEXICO.

In the national and international context of regulatory changes and economic and social uncertainty that defined the year 2023, Grupo México reiterated its commitment to growth and, at the same time, took advantage of new business opportunities. As a result, the Grupo's capital investments for the year totaled US\$1.91 billion dollars.

Our strength, determination and long-term vision are decisive factors in achieving positive operating and financial results. Despite the volatile environment, in the Mining Division we consolidated the Pilares project in Sonora during 2023, which reached its total annual production capacity of 30 thousand tons of copper concentrates. Therefore, copper production grew 2.3 percent to 1,029,854 annual tons, which in part is also due to the efficiency of SPCC's operations in Peru and ASARCO's operations in Arizona.

The results that our company has achieved have been possible thanks to the perseverance, dedication and talent of our more than 30,000 highly specialized direct employees in the four countries where we operate, as well as the trust of our shareholders, who contribute capital to embody this great group of companies.


We have two highways in Guanajuato with a traffic flow of more than 10 million vehicles.

Our commitment to environmental care, governance and best social practices is permanent and is consolidated as a fundamental factor of our business model.

In Fundación Grupo México, and after nine years in operation, *Dr. Vagón*, the Health Train, successfully completed its scheduled routes on our tracks, covering 23 states in Mexico, 39 communities and 12,153 kilometers. This year, *Dr. Vagón* provided more than 245,000 free medical services. Through the *Escuchar Sin Fronteras* (Hearing Without Borders) program, the foundation implanted 40 cochlear devices 2023.

On the environmental front, the foundation donated 3.2 million trees from our seven nurseries to 152 municipalities through its *Restauración de Cuencas* (Watershed Restoration) and *Islas Verdes* (Green Islands) programs. We continue to produce more than 6.2 million trees annually.

Regards,
GERMÁN LARREA
Chairman of the Board



SALAMANCA-LEON HIGHWAY, GUANAJUATO, MEXICO.

Grupo México results

In 2024, we expect to see significant growth in terms of copper and zinc production as a result of our Pilares and Buenavista Zinc projects.

Grupo México

Thousands of dollars

	Fourth Quarter		Variation		January - December		Variation	
	2022	2023	Thousands of USD	%	2022	2023	Thousands of USD	%
Revenues	\$ 3,787,672	\$ 3,412,115	\$ (375,557)	(9.9)	\$ 13,870,313	\$ 14,366,895	\$ 496,581	3.6
Cost of sales	\$ 1,667,298	\$ 1,768,312	\$ 101,014	6.1	\$ 6,445,020	\$ 6,940,866	\$ 495,846	7.7
Operating Profit	\$ 1,623,929	\$ 1,098,534	\$ (525,395)	(32.4)	\$ 5,650,444	\$ 5,433,042	\$ (217,402)	(3.8)
EBITDA	\$ 2,089,024	\$ 1,544,135	\$ (544,889)	(26.1)	\$ 7,138,944	\$ 7,059,559	\$ (79,385)	(1.1)
EBITDA Margin	55.2%	45.3%			51.5%	49.1%		
Net Profit	\$ 872,305	\$ 638,025	\$ (234,280)	(26.9)	\$ 2,855,530	\$ 2,935,346	\$ 79,816	2.8
Profit Margin	23.0%	18.7%			20.6%	20.4%		
Investments	\$ 511,024	\$ 501,726	\$ (9,298)	(1.8)	\$ 1,542,361	\$ 1,909,323*	\$ 366,962	23.8
Employees	30,086	30,702	616	2.0	30,086	30,702	616	2.0

* Includes acquisition of Planigrupo (US\$248 million)

Grupo México employed over 30,000 direct employees and 110,000 indirect employees throughout the year.



400-TON DIESEL/ELECTRIC ORE TRUCK IN CANANEA, SONORA, MEXICO.



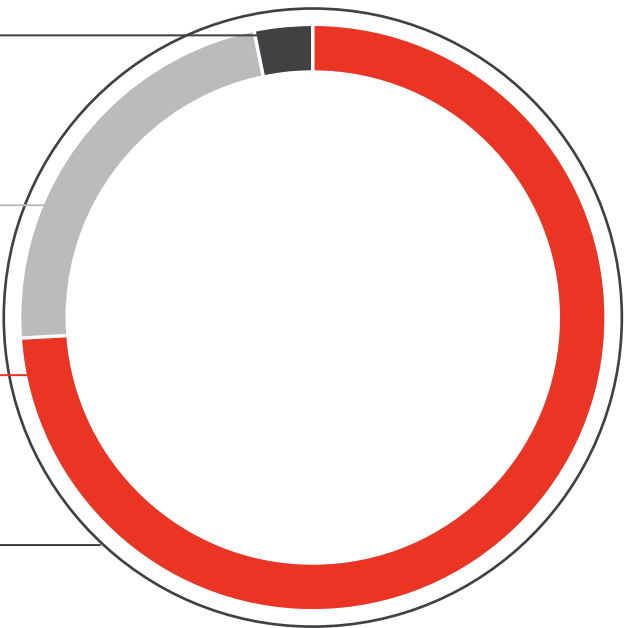
ORE CONVEYOR BELT, BUENAVISTA DEL COBRE, CANANEA, SONORA, MEXICO.

Sales by Division

Thousands of dollars

Infrastructure	2.7%	\$392,912
Transportation	21.7%	\$3,113,146
Mining	75.6%	\$10,860,837

\$14,366,895

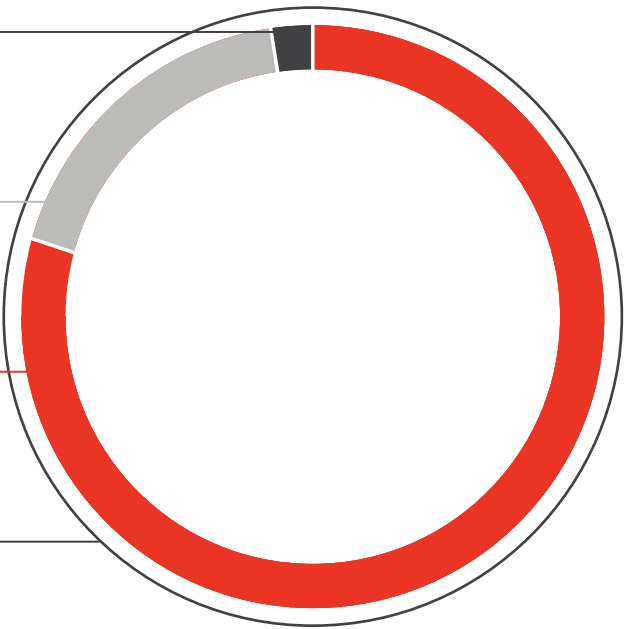


Net Income by Division

Thousands of dollars

Infrastructure	1.9%	\$54,783
Transportation	16.6%	\$481,809
Mining	81.6%	\$2,372,331

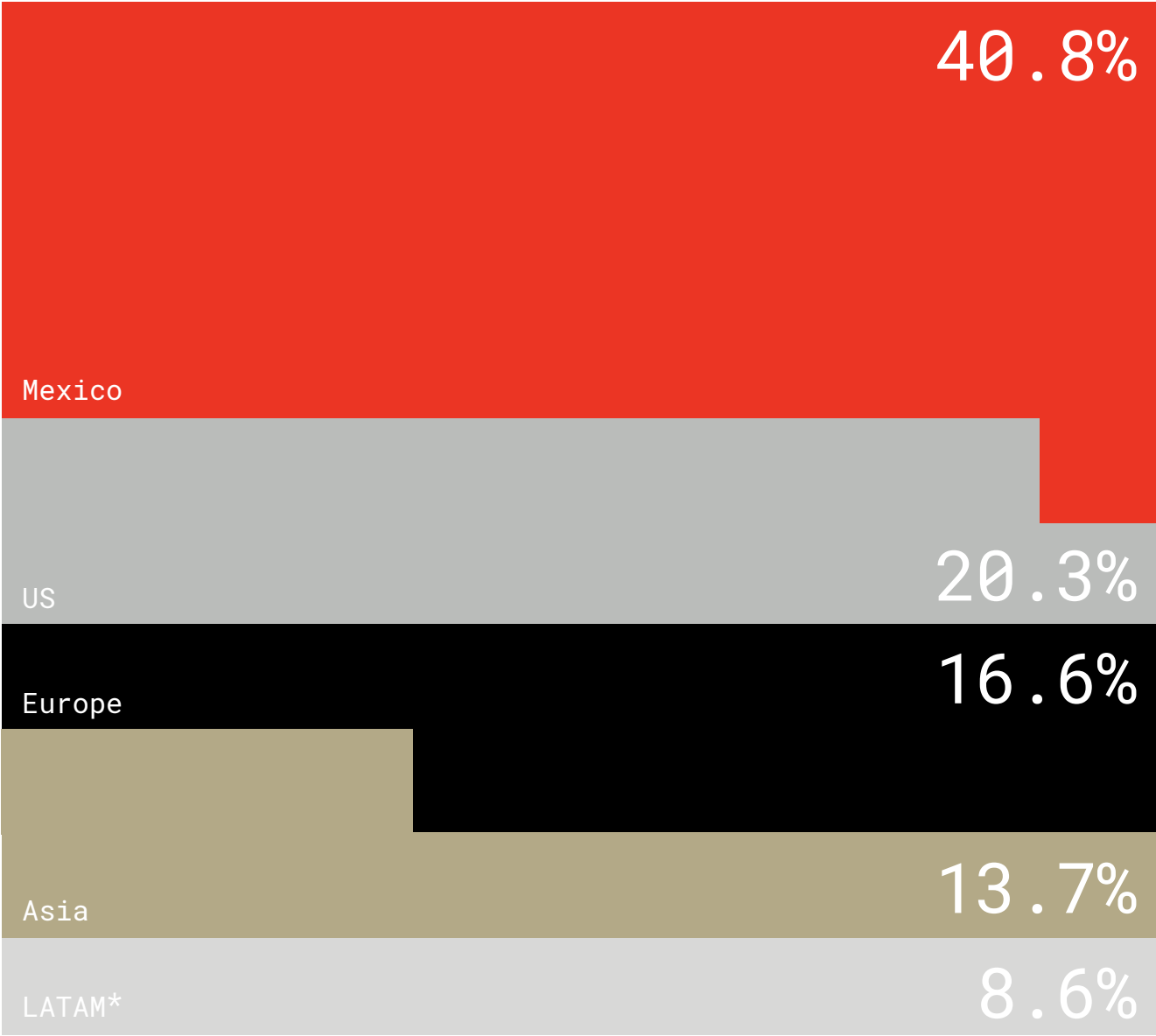
\$2,935,346



We reinvested
US\$1.91 billion,
65% of our profits.

* The sum is different from the total due to intercompany transactions.

Realized sales



* Does not include Mexico.

Total US\$14.36 billion

Capital Investments

Focused on generating long-term value, we invested US\$1.91 billion in 2023—a 24% increase compared to 2022. For 2024, we have an investment plan of approximately US\$1.97 billion as a company in different projects to continue generating a positive impact through job creation and economic benefits in the countries where we operate.

Investments (millions)

Mining	2023	2024
	US\$ 1,166	US\$ 1,231
Transportation		
	US\$ 427	US\$ 491
Infrastructure		
	US\$ 317	US\$ 248
Total		
	US\$1,910	US\$1,970

We are the fifth largest copper producer in the world.



CRANE MOVING CONTAINERS AT INTERMODAL TERMINAL IN SILAO, GUANAJUATO, MEXICO.

Consolidated Debt

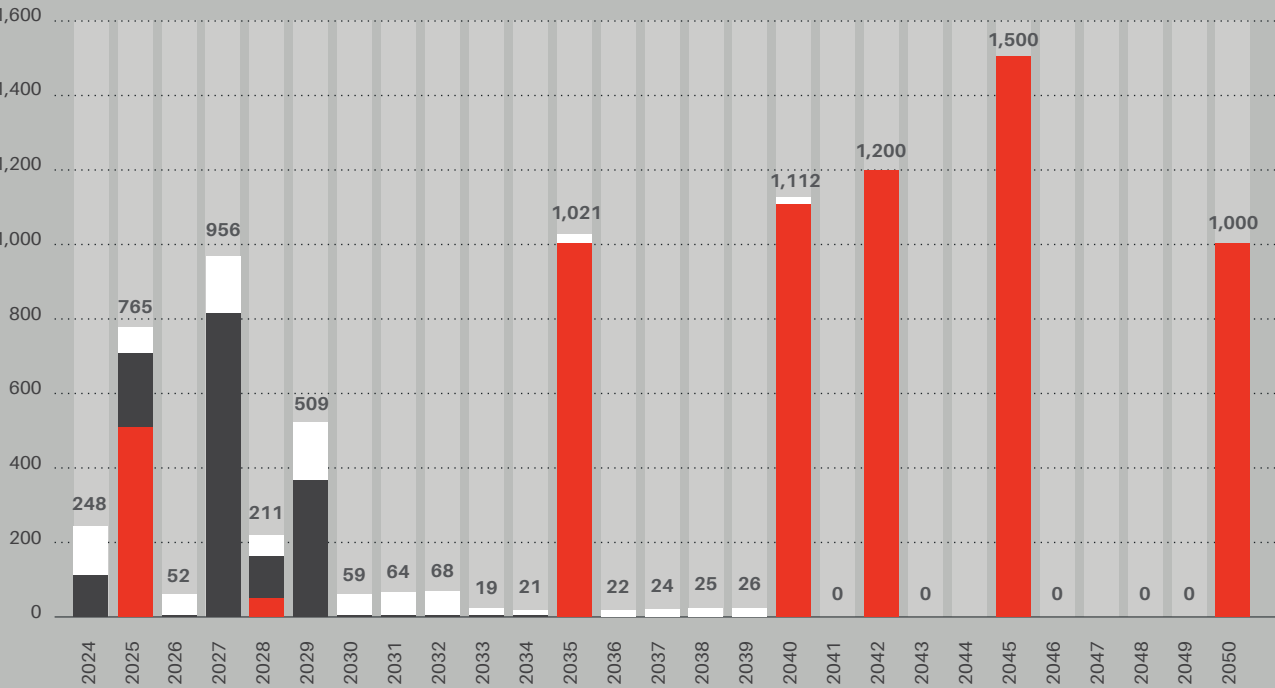
76% of the debt contracts are dollar-denominated, and 24% are peso-denominated. 95% of the debt has a fixed rate with excellent terms. Gross debt is US\$8.91 billion and net debt is US\$2.32 billion with a ratio of 0.3x net debt to EBITDA.

Grupo México has a maturity schedule with comfortable payments for the next few years.

Grupo México Maturities

As at December 31, 2023

Mining Division Transportation Division Infrastructure Division



US\$ Million



SILVER BELL MINE PIT, ARIZONA, USA.

Stock performance and dividend payments

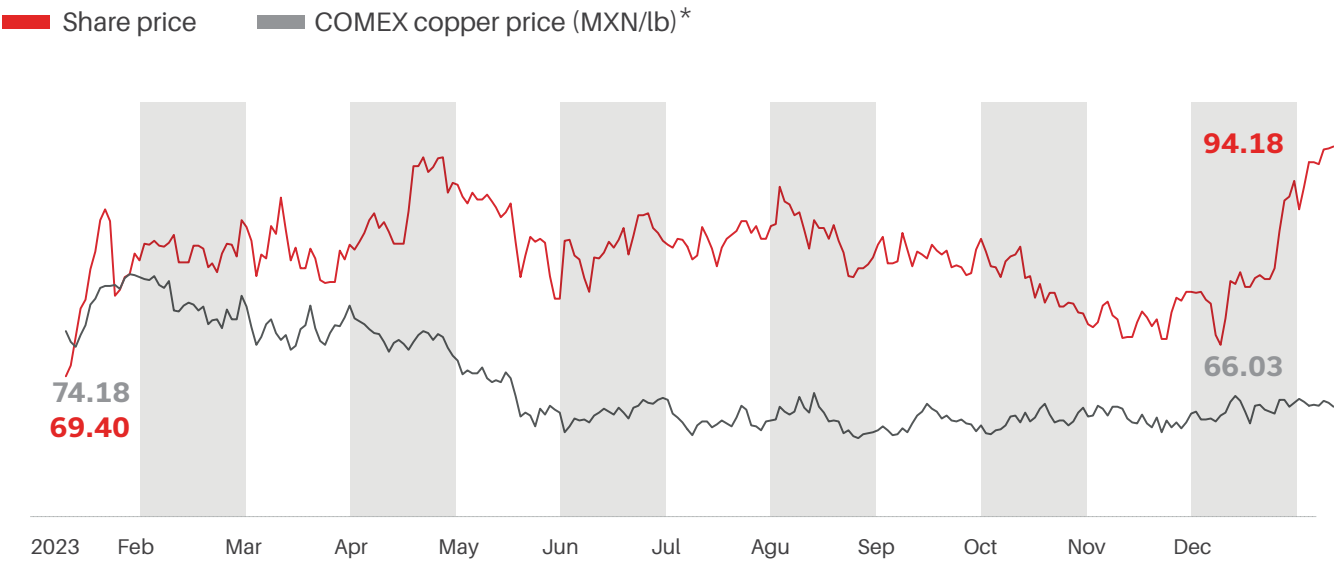
Grupo México maintains its commitment to generate value for its shareholders, seeking sustained growth and striving to increase productivity with a focus on cost optimization.

During 2023, the company maintained the average dividend yield at levels of 4%.

The company's shares appreciated 38% in pesos and 59% in dollar terms during the year, significantly outperforming the annual returns of the Mexican stock market index (IPC) in peso terms by 18%. Grupo México closed the year as one of the largest companies on the Mexican Stock Exchange (BMV) in terms of market capitalization and marketability.

GMEXICO share price vs. Average Copper Price - COMEX

January - December 2023



* Equivalent average price in Mexican pesos

Credit Profile

We are proud to share that, in 2023, credit rating agencies Fitch and S&P confirmed Grupo México's BBB+ credit rating, with a stable outlook. The rating agencies emphasized the benefits that Grupo México obtains from the diversification of its businesses, in addition to its leadership as one of the largest copper producers in the world, with a remarkable track record in project development and a portfolio with significant organic growth.

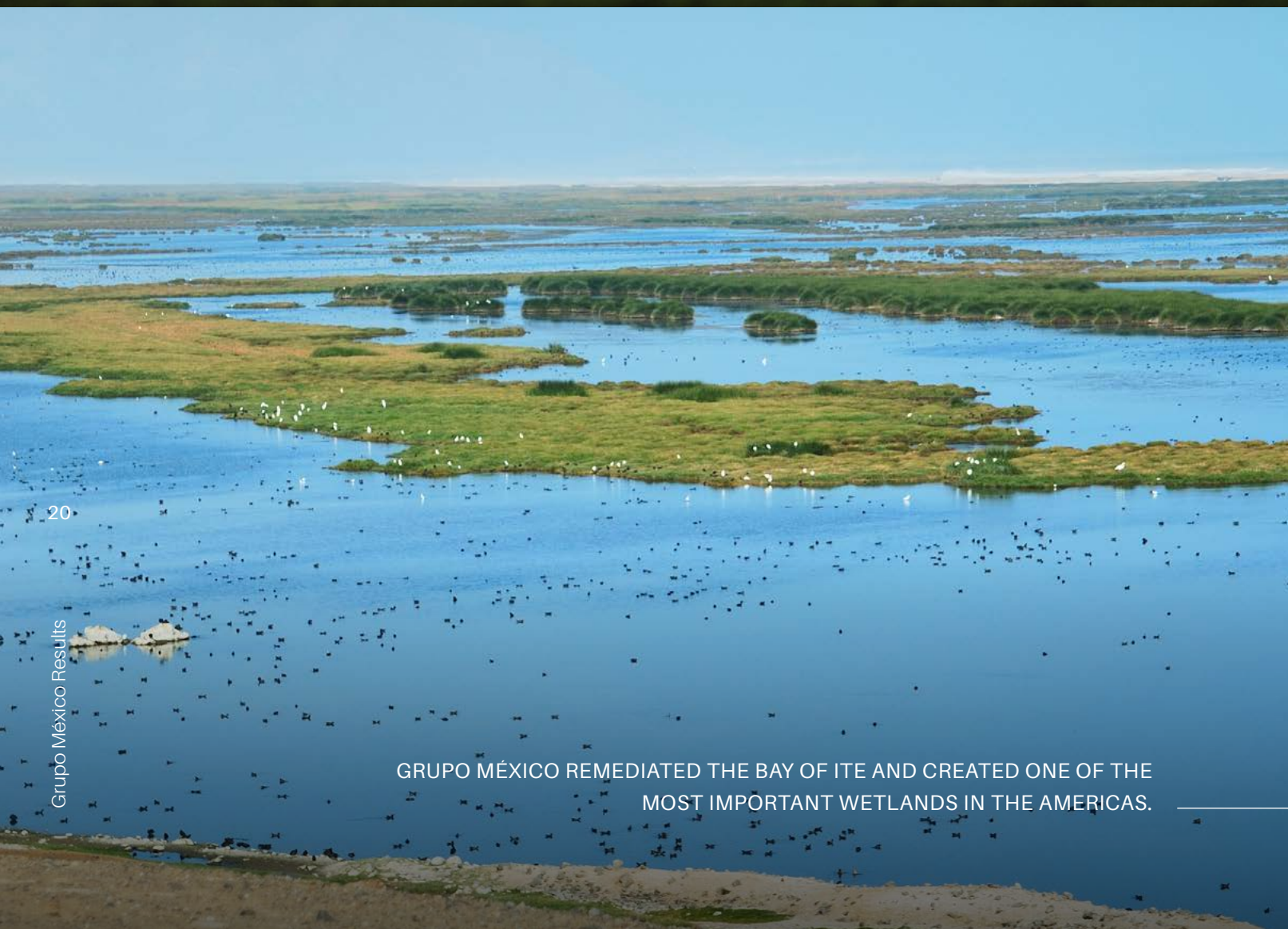
Thanks to the discipline followed for many years and to significant investments in exploration, we are the copper producer with the lowest cash-cost in the industry worldwide and number one in copper reserves.



INTERMODAL TRAIN IN CUYUTLAN, COLIMA, MEXICO.



FLAMINGOS ARE MIGRATORY BIRDS, FEEDING ON SMALL CRUSTACEANS THAT LIVE IN THE WETLANDS, WHICH PRODUCE THE PINK COLORATION OF THEIR PLUMAGE.



GRUPO MÉXICO REMEDIATED THE BAY OF ITE AND CREATED ONE OF THE MOST IMPORTANT WETLANDS IN THE AMERICAS.

The Ite wetlands are part of Grupo México's daily efforts as part of its strategy to preserve and protect biodiversity and ecosystems at all levels.

Over 20 years, Grupo México has developed one of the largest ecosystems for biodiversity conservation at Ite. Parcels of land were built and flooded; vegetation was introduced. Canals, floodgates and spillways were built to control water levels and today the water quality and the flora and fauna populations that live there are constantly monitored.

1,600

hectares, the largest in Peru.

150

resident and migratory bird species.

25

years working on the recovery of Ite Bay.



AMERICAN OYSTERCATCHER. SHOREBIRD THAT FEEDS ON MARINE MOLLUSKS. ITS GLOBAL POPULATION IS 3,000 INDIVIDUALS AND IT IS CONSIDERED AN ENDANGERED SPECIES.

The wetlands of Ite are composed of shallow water bodies, floating grasses, cattails and reeds, as well as grassland areas.

Greater biodiversity

With 15,000 resident and migratory birds, Ite is the wetland with the greatest diversity of birds of all the wetlands inventoried in Peru. There are currently more than 150 bird species registered, certified by the National Forestry and Wildlife Service of Peru (SERFOR, for its spanish acronym), 50% of which are resident and 50% migratory.

Wetlands represent
6% of the planet's surface.



FLORA OF THE ITE WETLAND.

Highlights

		2021	2022	2023	Var. % 2023/2022
Volumes sold *					
Copper	(tons.)	1,058,348	985,438	1,012,623	3
Zinc	(tons.)	91,570	101,140	99,677	(1)
Silver	(thousands of ounces)	20,115	19,830	19,078	(4)
Gold	(ounces)	42,428	52,763	43,504	(18)
Molybdenum	(tons.)	30,319	26,266	26,875	2
Average price (dollars)					
Copper	(COMEX) (pound)	\$ 4.24	\$ 4.01	\$ 3.86	(4)
Zinc	(LME) (pound)	\$ 1.36	\$ 1.58	\$ 1.20	(24)
Silver	(COMEX) (ounce)	\$ 25.18	\$ 21.76	\$ 23.41	8
Gold	(LF) (ounce)	\$ 1,799.58	\$ 1,800.80	\$ 1,942.74	8
Molybdenum (MW DEALER OXIDE)	(pound)	\$ 15.85	\$ 18.76	\$ 24.14	29
Volumes transported					
Net tons-kilometers	(million tons.)	69,252	63,114	65,400	4
Carloads	(thousands of units)	1,908.4	1,885.5	1,881.8	(0)
Balance sheet (millions of dollars)					
Current Assets		\$ 10,312	\$ 10,099	\$ 10,634	5
Fixed Assets		\$ 16,970	\$ 17,342	\$ 18,357	6
Total Assets		\$ 30,359	\$ 30,334	\$ 32,355	7
Bank Liabilities		\$ 8,782	\$ 8,396	\$ 8,801	5
Total Liabilities		\$ 13,584	\$ 12,547	\$ 13,307	6
Total Shareholders' Equity		\$ 16,775	\$ 17,787	\$ 19,048	7
Income Statement (millions of dollars)					
Total Sales		\$ 14,777	\$ 13,870	\$ 14,367	4
Cost of Sales		\$ 5,565	\$ 6,445	\$ 6,941	8
Taxes Incurred***		\$ 2,453	\$ 1,893	\$ 1,792	(5)
EBITDA		\$ 8,933	\$ 7,139	\$ 7,060	(1)
Net Profit		\$ 3,706	\$ 2,856	\$ 2,935	3

In 2023, Grupo México paid US\$2.72 billion in taxes in Mexico, Peru and the United States.

		2021	2022	2023	Var. % 2023/2022
Cash flow (millions of dollars)					
Generated by the Operation		\$ 5,627	\$ 4,136	\$ 5,144	24
Dividends Paid		-\$ 2,872	-\$ 2,461	-\$ 2,282	(7)
Taxes Paid***		\$ 2,964	\$ 3,336	\$ 2,724	(18)
Applied to Financial Activities		-\$ 228	-\$ 572	-\$ 246	(57)
Used in Investments		-\$ 1,362	-\$ 1,542	-\$ 1,910**	24
Cash Flow after Investments and Financial Acts.		\$ 1,165	-\$ 439	\$ 956	(318)
Financial Ratios					
Operating Margin		51%	41%	38%	(7)
EBITDA Margin		60%	51%	49%	(5)
Current Assets to Current Liabilities	(times)	2.2	2.4	2.4	1
Total Liabilities to Total Assets		45%	41%	41%	(1)
Debt /Total Stockholders' Equity + Debt		34%	32%	32%	(1)
EBITDA/Interest	(times)	16.24	13.32	12.54	(6)
Grupo México					
Employees		29,707	30,086	30,702	2
Annual Inflation					
Mexico		7%	8%	5%	(38)
United States		7%	6%	3%	(50)
Peru		6%	8%	3%	(63)
Average Exchange Rate					
Mexico	(pesos/dollar)	\$ 20.28	\$ 20.12	\$ 17.76	(12)
Peru	(soles/dollar)	\$ 3.88	\$ 3.84	\$ 3.75	(2)

Stated in accordance with US Generally Accepted Accounting Principles (US GAAP)
* Throughout the report, tons are metric and ounces are troy.
** Includes acquisition of Planigrupo.
*** Taxes Incurred refers only to income tax; Taxes Paid includes all taxes (income tax, VAT, withholdings, etc.)

Mining Division

MISSION MINE, SAHUARITA, ARIZONA, UNITED STATES.



UNDERGROUND MINE EMPLOYEE.



US\$10.86

billion in mining sales
in 2023



LA CARIDAD CONCENTRATOR PLANT, NACOSARI DE GARCÍA, SONORA, MEXICO.

Mining Division

Thousands of dollars

	January - December		Variation	
	2022	2023	Thousands of USD	%
Revenues	\$ 10,968,118	\$ 10,860,837	\$ (107,281)	(1.0)
Cost of sales	\$ 5,304,370	\$ 5,413,164	\$ 108,795	2.1
Operating Profit	\$ 4,542,736	\$ 4,264,960	\$ (277,776)	(6.1)
EBITDA	\$ 5,652,726	\$ 5,269,878	\$ (382,848)	(6.8)
EBITDA Margin	51.5%	48.5%		
Net Profit	\$ 2,456,863	\$ 2,372,331	\$ (84,532)	(3.4)
Profit Margin	22.4%	21.8%		
Investment	\$ 1,084,765	\$ 1,166,022	\$ 81,257	7.5
Actual tax rate	38.1%	36.3%		

Americas Mining Corporation (AMC) is a U.S.-based company of Grupo México that owns mining concessions and operations in Mexico and Peru, ASARCO with three mines and plants in the United States, and Minera Los Frailes in Spain.

In 2023, we were the largest copper producer in Mexico and Peru, and the third largest in the United States.

Throughout the years, we have continuously and consistently invested most of our profits. We have several important projects for the organic growth of the company. The mining investments that we will make are:

- a) US\$665 million in Mexico
- b) US\$344 million in Peru
- c) US\$157 million in the United States

Total: US\$1.16 billion

Mining

OPEN PIT MINES

01

Ray

02

Mission

03

Silver Bell

MINE AND PLANT

04

Planta de Cal

05

Buenavista de Cobre

06

La Caridad

07

Tantahuatay

GOLD MINE

08

Cuajone

COPPER MINE

09

Pilares

COPPER

10

Toquepala

COPPER MINE

POLYMETALLIC UNDERGROUND MINES

11

Santa Eulalia

12

Santa Barbara

13

San Martin

14

Charcas

15

Taxco

PLANTS

16

Hayden

17

Amarillo

18

Complejo Metalurgico

19

Terminal Guaymas

20

Taller Central

21

Refineria Electrolitica de Zinc

22

Buenavista Zinc

23

Ilo

PROJECTS

24

El Pilar

COPPER

25

El Arco

COPPER

26

Chalchihuites

POLYMETALLIC UNDERGROUND MINE

27

Angangueo

POLYMETALLIC UNDERGROUND MINE

28

Chaucha

COPPER

29

Los Chancas

COPPER

30

Tia Maria

COPPER

31

Catanave

COPPER

32

Michiquillay

GOLD AND COPPER

OFFICES

38

Hermosillo

CORPORATE

39

Chihuahua

CORPORATE

40

Mexico

CORPORATE

41

Lima

CORPORATE

31

Copper

Copper is present in our daily lives, from its most everyday uses as a comprehensive part of the food and drinking water supply or in our cell phones, to the role it plays in the development of new technologies that enable the decarbonization of the economy.

Its main uses are:

Power grid

44%



To have electrical energy in a home, copper is used in components such as:

- Transmission and distribution cables
- Transformers
- Grounding conductors
- Connections and terminals
- Electrical substations
- Grounding systems
- Power generation equipment

There can be up to 200kg of copper in a house.

Construction

20%



Used for the wiring of:

- Electrical cables
- Structures
- Water piping and plumbing systems
- Roofing and coatings
- Heating and air conditioning systems
- Antibacterial coatings
- Facade components
- Lightning protection systems
- Lighting systems
- Fire protection systems
- Industrial machinery

Transportation

12%



It is present in:

- Automobiles and land vehicles
- Brake, antilock, electronic fuel injection, fuel, and air conditioning systems
- Chips and sensors
- Trains and streetcars
- Electrification of tracks, control and communication systems, engines and lighting systems for railcars
- Ships and vessels
- Electric propulsion, communication and navigation systems
- Aircraft and airships

Appliances and electronics

14%




It is the most common raw material used in the manufacture of household appliances that use electric motors.

- Refrigerators and freezers
- Washers and dryers
- Blenders and food processors
- Ovens and stoves
- Televisions and electronic devices
- Fans and exhaust fans
- Computers
- Smartphones and tablets
- Monitors
- Digital cameras and camcorders
- Videogame consoles
- Network devices, routers, modems

Others

10%



It is present in:

- Electric cars, engines, batteries, charging and cooling systems
- Aerospace industry, electric propulsion systems
- Marine industry, seawater desalination systems and corrosion protection equipment
- Food industry, food processing equipment, refrigeration equipment and temperature control systems
- Healthcare, manufacturing of medical and surgical equipment, diagnostic devices, medical imaging equipment

Tons of copper produced

	Concentrators	SX/EW	2022	Concentrators	SX/EW	2023
Minera México	436,259	116,624	552,883	426,330	110,546	536,876
SPCC	315,370	26,451	341,820	348,884	25,253	374,137
ASARCO	79,707	32,525	112,232	86,163	32,678	118,841
Total	831,336	175,599	1,006,935	861,377	168,477	1,029,854
Share % and var. vs. 2022	82.6%	17.4%		83.6%	16.4%	2.3%

Summary of production of other metals (tons)

Mine			
Product	2021	2022	2023
Zinc	66,958	60,010	65,509
Lead	17,104	16,590	18,746
Gold (ounces)	60,631	65,134	65,372
Silver (ounces)	20,234,222	19,663,241	19,527,146
Molybdenum	30,262	26,240	26,836

Refined metals and semi-processed products			
Product	2021	2022	2023
High purity refined copper	668,210	710,994	676,697
Copper Rod	245,003	203,787	154,304
Refined Zinc	92,672	99,893	101,013
Refined Gold (ounces)	42,628	43,307	37,667
Refined Silver (ounces)	13,690,329	14,271,702	10,926,675
Sulfuric acid	2,228,926	2,393,615	2,415,234
Cadmium	526	671	513
Lime	274,403	346,066	240,000

* Figures expressed in metric tons except where otherwise indicated.



400 TON DIESEL-ELECTRIC TRUCK AND SHOVEL AT TOQUEPALA MINE, PERU.

Projects in Mexico



AGUA PRIETA LIME PLANT, SONORA, MEXICO.

El Arco

Progress

- One of the largest untapped copper deposits in the world
- Preparation of studies for port, power supply lines, energy, housing and infrastructure facilities underway

Start date of operation

Awaiting approval by the authorities

Capacity

190,000 tons of copper
105,000 ounces of gold

Investment Millions of Dollars

\$9,008

Jobs

24,300

Mine lifespan in years

More than 40

Buenavista Zinc

- During 2023, the construction of the plant was completed, allowing the start of tests for its commissioning
- It will begin operating in the first quarter of 2024, following technical adjustments to the concentrator, which will result in a significant increase in production

First quarter of 2024

35,000 tons of copper
100,000 tons of zinc

\$439

2,330

15

El Pilar

Progress

- Adequate copper recovery was confirmed in the test leach dumps. Work is underway to improve recovery levels and options for optimization are being evaluated
- The basic engineering of the project was completed and the company is involved in the development of environmental projects and activities at the site

Start date of operation

2027

Capacity

36,000 tons of copper

Investment Millions of Dollars

\$310

Jobs

2,030

Mine lifespan in years

More than 13

Angangueo

- Basic engineering in progress
- MIA update pending

To be determined

10,000 tons of copper
2,000,000 tons of silver

\$248

2,830

18

Total Projects Mexico

US\$10.00
billion

Projects



COPPER REFINERY IN NACOSARI DE GARCIA, SONORA, MEXICO.

Michiquillay Peru

Progress	In final exploration	Awaiting approval by the authorities
Start date of operation	2029	2025
Capacity	269,000 tons of copper eq	120,000 tons of copper
Investment Millions of Dollars	\$3,130	\$1,514
Jobs	6,000	2,800
Mine lifespan in years	40	21

Tia Maria Peru

Aznalcollar Spain

Start date of operation	<ul style="list-style-type: none">It has received a favorable Environmental Report from the <i>Delegación Territorial de Medio Ambiente</i> (Department of the Environment)The project is moving forward through a meticulous and demanding environmental process to obtain the Unified Environmental Authorization in the short term and accelerate the start of operations
Capacity	125,000 tons of zinc
Investment Millions of euros	\$450
Jobs	2,000
Mine lifespan in years	20

40 Total projects in Peru

US\$4.64
billion

We are working on several projects in Mexico, Peru, the United States and Spain, with an investment of more than US\$21.21 billion.

Explorations

Mexico

Chalchihuites, Zacatecas

- Skarn type deposit.
- Drilling programs conducted between 1980 and 2014 identified 12.6 million tonnes of ore with an average silver content of 110 grams per ton, 2.66% zinc, 0.37% lead, and 0.67% copper.

Bella Union (La Caridad), Sonora

- Breccia-type satellite deposit with copper and molybdenum mineralization located less than one kilometer from the southern limit of the La Caridad pit.
- A total of 61 million tons of copper sulfides with a copper ore grade of 0.67% and 69 million tons of leachable ore with 0.20% copper have been identified.

Peru

Los Chancas, Apurimac

- Porphyry copper and molybdenum deposit. 545 million 42 tons of mineralized rock with a mineral content of 0.59% copper, 0.04% molybdenum and 0.039 grams of gold per ton. 181 million tons of leached mineralized rock with 0.357% copper content.



LA CARIDAD MINE. AT THE END OF ITS USEFUL LIFE, IT WILL BECOME A WATER RESERVOIR AND THE SOIL WILL BE RESTORED TO ITS NATURAL STATE. NACOSARI DE GARCIA, SONORA, MEXICO.

Transportation Division

BULK TRAIN, LA BARCA, JALISCO, MEXICO.



EMPLOYEE AT TORREON TERMINAL, MEXICO.

US\$3.17

billion in Transportation
revenue in 2023

We transport more than 1.9 million
carloads per year from different
industries to supply the country,
equivalent to 6 million trailers.



UNLOADING OF BILEVEL CARS.

Transportation Division

Thousands of Dollars

	January - December		Variation	
	2022	2023	Thousands of USD	%
Vol. Transported (Million Tons/Km)	63,114	65,400	2,286	3.6
Loads transported	1,885,478	1,881,818	\$ (3,660)	(0.2)
Revenues	\$ 2,712,743	\$ 3,178,482	\$ 465,739	17.2
Cost of Sales	\$ 1,387,791	\$ 1,632,969	\$ 245,178	17.7
Operating Profit	\$ 857,086	\$ 989,573	\$ 132,487	15.5
EBITDA	\$ 1,234,111	\$ 1,431,761	\$ 197,650	16.0
EBITDA Margin	45.5%	45.0%		
Net Profit	\$ 481,671	\$ 481,809	\$ 138	0.0
Profit Margin	17.8%	15.2%		
Investments	\$ 376,487	\$ 426,655	\$ 50,168	13.3

The volume transported increased 3.6% compared to 2022, reaching 65.40 billion net tons-km. Volume growth was led by the automotive segment, with a 19% increase in net tons-km, followed by the intermodal segment, which grew by 8% in net tons-km, and lastly, by the agriculture segment.


Ferromex is expected to invest around MXN\$3.2 billion in various construction works related to Road Safety Programs, corresponding to government and municipal works for which we will be compensated with additional years of exclusivity.

For reasons of national security, President López Obrador decided that the Government should operate the Medias Aguas to Coatzacoalcos section, which Ferrosur held as a concession, and to instead grant this company the right of way over the section.

As of December 15, 2023, the government is responsible for providing maintenance and ensuring the safety of trains running on this section of the track, which primarily handles hazardous chemical materials. GMXT pays a right-of-way for each rail car traveling on this part and the Medias Aguas to Salina Cruz section.

In exchange for possession of the railway by the Government, we were compensated with eight more years of concession and exclusivity.

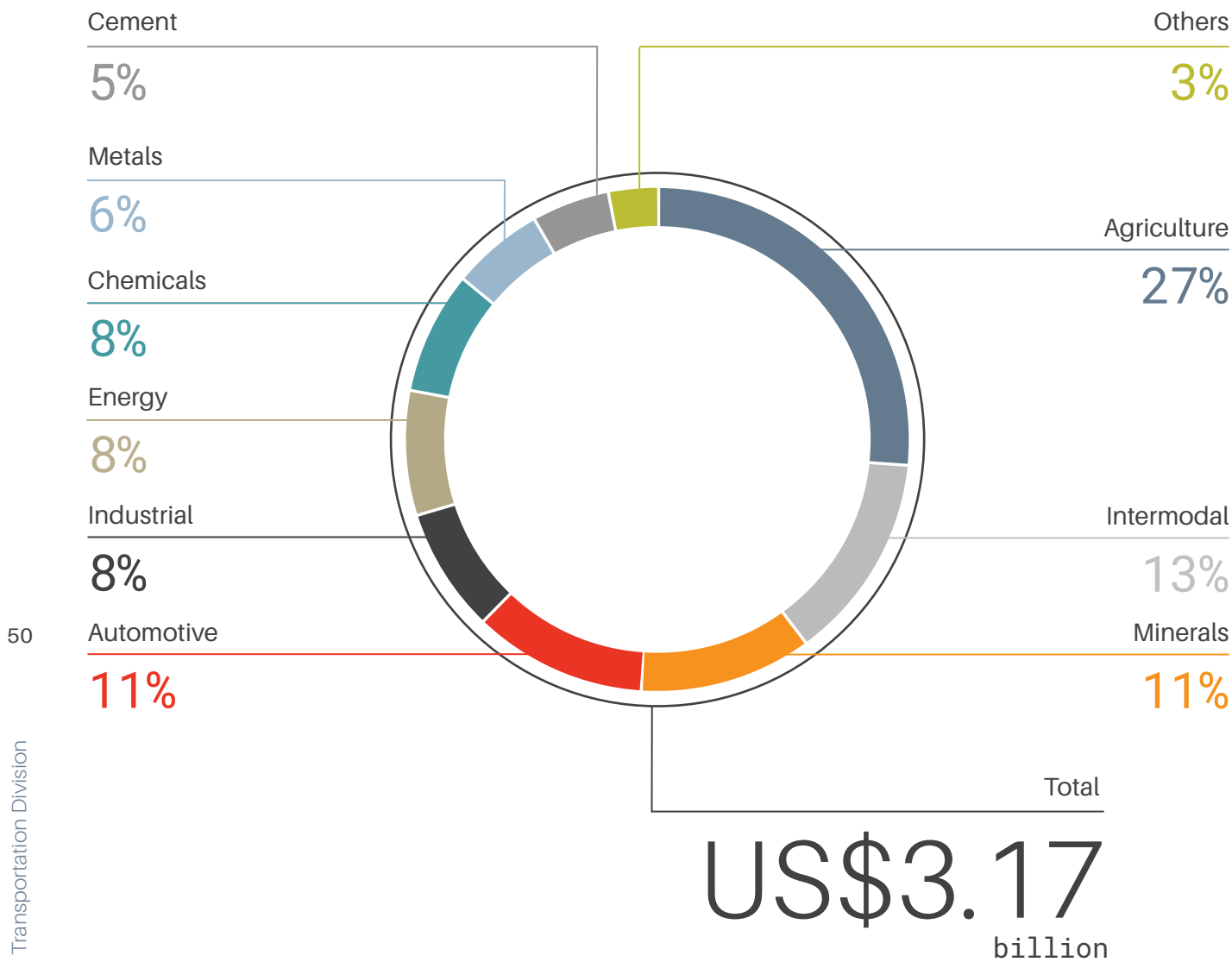
GMXT Network



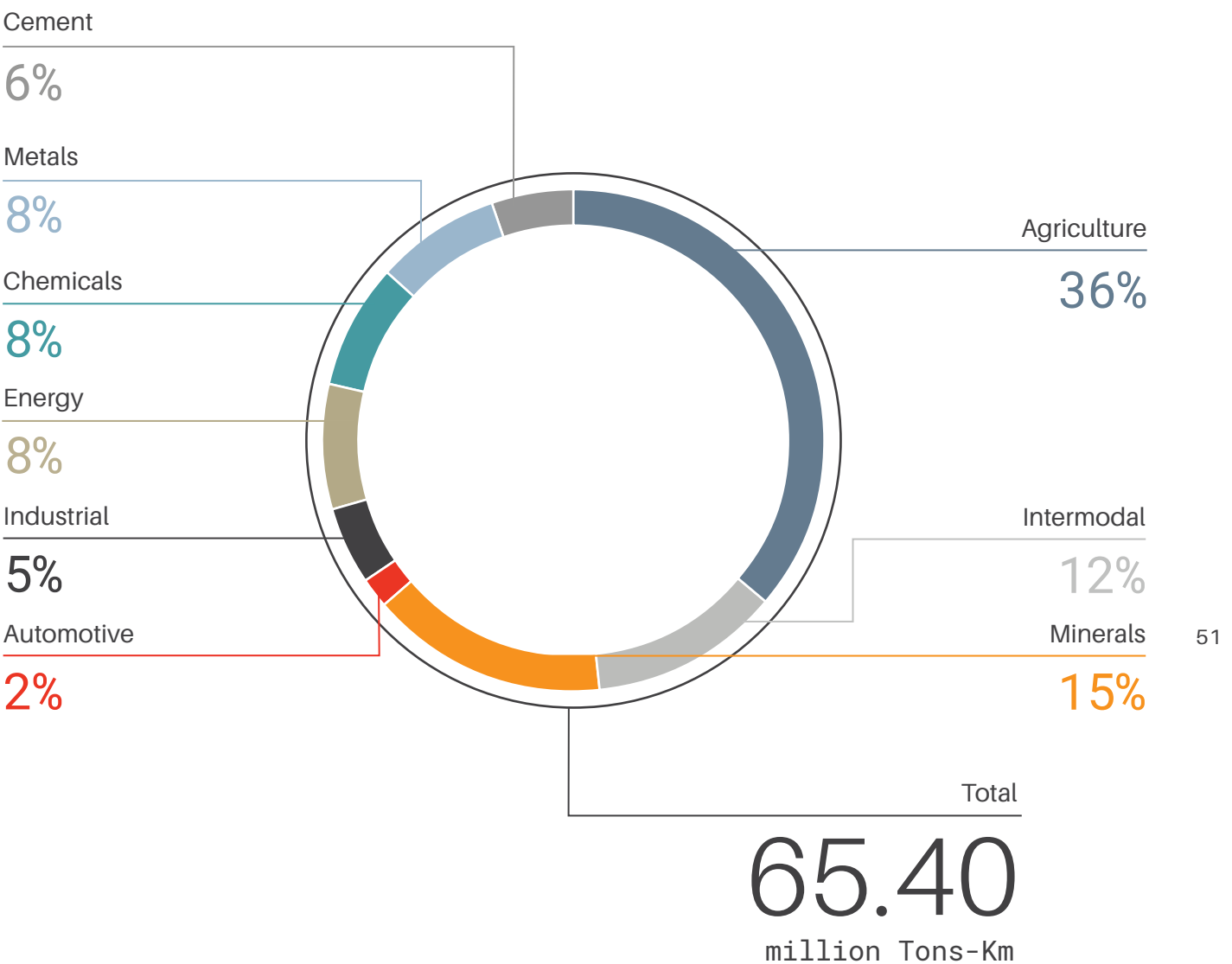


INTERMODAL TRAIN IN SANTA ANA, JALISCO, MEXICO.

Revenues by Segment



Tons per Segment





TEPALCATES INTERMODAL TERMINAL, MANZANILLO, MEXICO.

We reinvested nearly 100% of our total profit. In 2023, it amounted to US\$427 million.

EBITDA

During 2023, EBITDA reached US\$1.43 billion, 16% growth compared to the same period of 2022; however, margin reports a decrease of 50 basis points because operating costs were affected by the migration crisis and the closing of borders by the U.S. authorities, as well as higher diesel costs.

Investments

In 2023, we invested 13% more than in the previous year, mainly in:

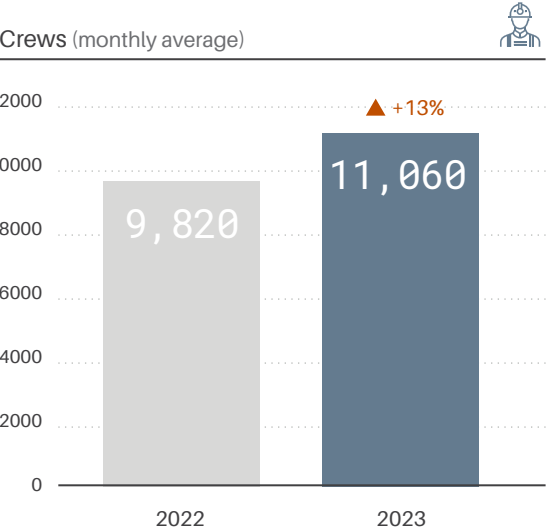
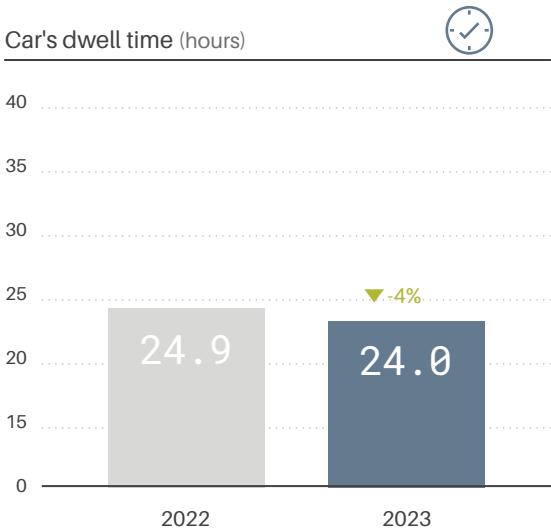
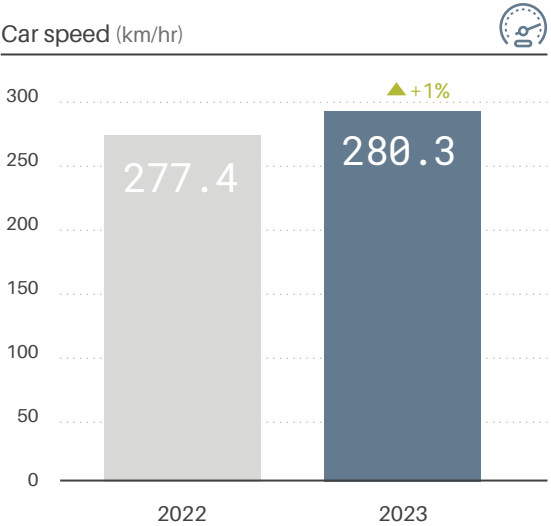
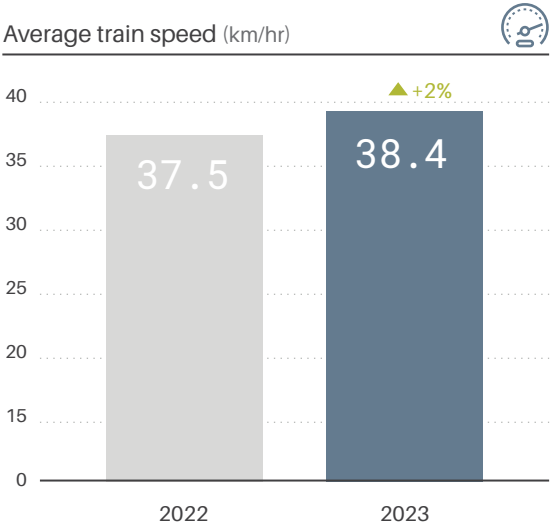
- Track replacement and rehabilitation
- Construction and rehabilitation of tunnels, slopes, yards and terminals
- Construction of railroad beltways
- Upgrade of telecommunications equipment
- Acquisition of haulage equipment
- Introduction of new operating technologies

Productivity Improvements

The operational practices implemented by GMXT during 2023 have generated improvements in our service to the supply chains across North America.

During 2023, sound operating results were reported for the following indicators. Train speed improved 2.4% from 37.5 km/hr to 38.4 km/hr to 38.4 km/h, allowing us to provide an efficient and timely service for our clients. Similarly, car dwell times decreased by 3.5% to 24 hours, which allowed for a 1.1% improvement in car velocity delivered.

Operating metrics



CONTAINERS STACKED AT JACKSONVILLE TERMINAL, FLORIDA, USA.

Infrastructure Division

WIND FARM, JUCHITAN, OAXACA.



WIND FARM EMPLOYEE, JUCHITAN, OAXACA.

US\$710

million in Infrastructure
revenue in 2023

SALAMANCA-LEON HIGHWAY TOLL BOOTH, GUANAJUATO, MEXICO.

Infrastructure Division

Thousands of Dollars

	January - December		Variation	
	2022	2023	Thousands of USD	%
Revenues	\$ 664,107	\$ 710,338	\$ 46,231	7.0
Cost of sales	\$ 391,744	\$ 342,389	\$ (49,355)	(12.6)
Operating Profit	\$ 112,155	\$ 151,613	\$ 39,458	35.2
EBITDA	\$ 267,823	\$ 350,426	\$ 82,603	30.8
EBITDA Margin	40.3%	49.3%		
Net Profit	\$ 36,322	\$ 54,783	\$ 18,461	50.8
Profit Margin	5.5%	7.7%		
Investments	\$ 81,109	\$ 316,646*	\$ 235,537	290

The Infrastructure Division has seven lines of business

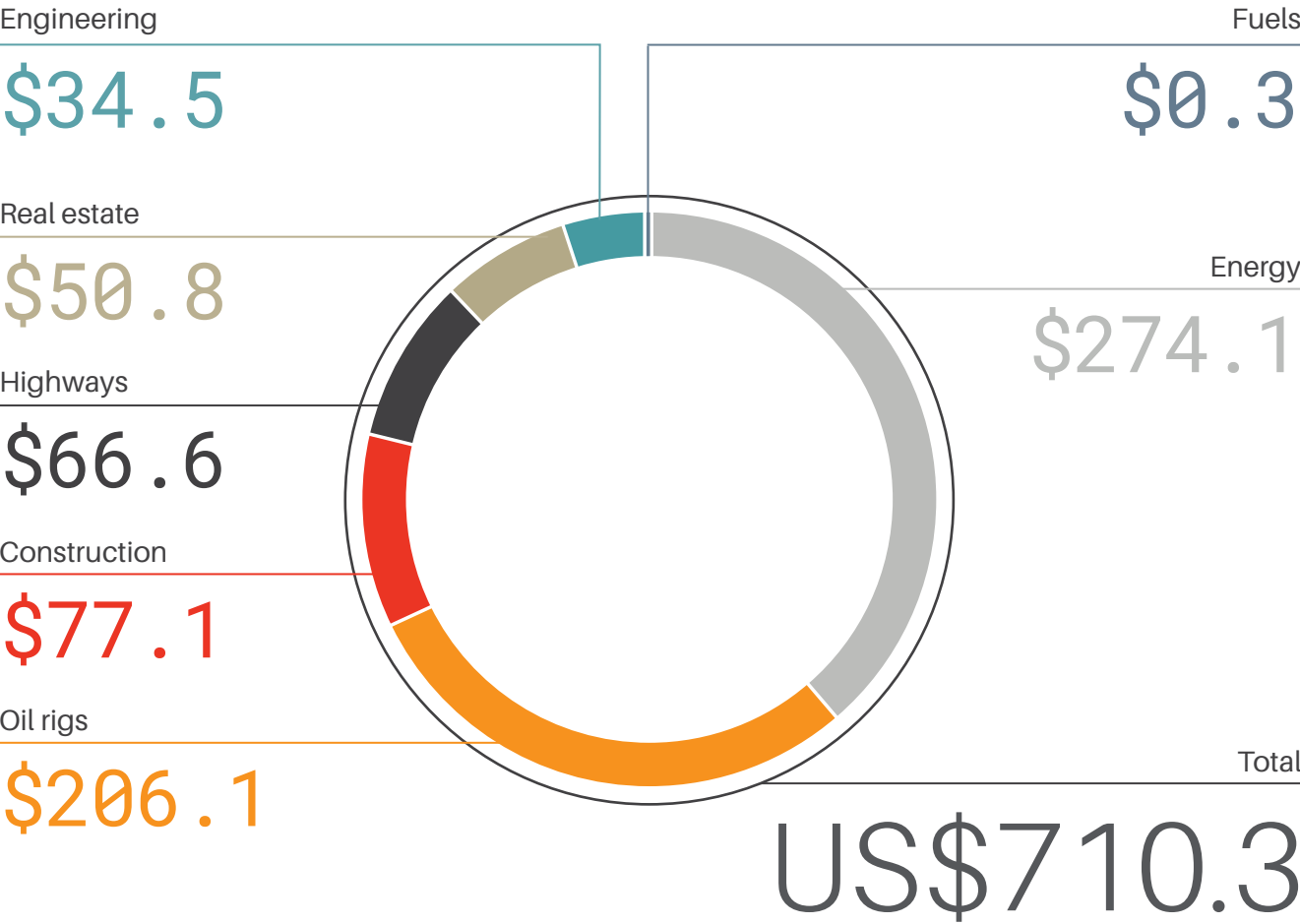
- 1. Oil and gas
- 2. Energy
- 3. Construction
- 4. Highways
- 5. Engineering
- 6. Fuels
- 7. Real estate

We invested US\$317 million in 2023, mainly in the acquisition of construction equipment for new projects, energy projects and the acquisition of Planigrupo. In 2024, we will invest US\$248 million.

* Includes acquisition of Planigrupo (US\$248 million).

Revenues 2023

Millions of Dollars







In 2023, the Infrastructure Division achieved record figures, with 7% growth in Net Revenues and a 31% improvement in EBITDA compared to 2022.



COMBINED CYCLE PLANT WITH A CAPACITY OF 500 THOUSAND MW, LA CARIDAD, SONORA, MEXICO.

Infrastructure






Energy

Highways

Oil and gas

Engineering



Fuel storage terminal

Construction

Real estate





SELF-ELEVATING DRILLING PLATFORM: 400 FEET OF OPERATING DRAFT
AND 30,000 FEET OF DRILLING, VERACRUZ, MEXICO.



CONSTRUCTION OF THE PUERTA MEXICO CHEMICAL TERMINAL FOR
BRASKEM IDESA, COATZACOALCOS, VERACRUZ, MEXICO.



CONSTRUCTION OF SUPERELEVATION DAM 3, STAGE 3, NEW TAILINGS DEPOSIT
AND WATER RECOVERY FOR REUTILIZATION, CANANEA, SONORA, MEXICO.



URBAN VILLAGE GARZA SADA, MONTERREY, NUEVO LEON, MEXICO.

Fundación Grupo México

DR. VAGÓN, THE HEALTH TRAIN TRAVELING THROUGH
MANZANILLO, COLIMA, MEXICO.



A PATIENT OF DR. VAGÓN.

In addition to fulfilling our sustainable development responsibilities in our operating units and surrounding communities, we created Fundación Grupo México, with a genuine interest in providing people with means and tools to increase their quality of life through healthcare services and sustainability programs.

Health



DR. VAGÓN, THE HEALTH TRAIN ON ITS JOURNEY, CHIHUAHUA, MEXICO.

Dr. Vagón, the Health Train

A train equipped with 18 cars where specialized medical care is provided free of charge to the country's communities that need it the most.

Thanks to the infrastructure of Grupo México Transportes, we travel through 23 states of Mexico with a team of 65 health professionals.

We offer free general and specialty medical services such as; dentistry, chiropractic, physical rehabilitation, nutrition and family planning, as well as lab and clinical tests.

We have a clinic specializing in women's health and a clinic to provide care to individuals with diabetes. We also have the Operating Room Car—the only one of its kind in the world—to perform outpatient surgical procedures.

We improve people's quality of life through prevention, timely detection and early treatment of diseases.

All our healthcare services and medicines are high quality and free of charge, based on three lines of action:

- Disease prevention
- Timely detection
- Early treatment

In 2023, Dr. Vagón provided medical services in 39 communities, benefiting the following indigenous populations:

- Tarahumaras
- Yaquis
- Mazahuas



Coverage 2023 :

Patients served

61,279

Lab tests

204,186

Medication donated to patients

69,882

Clinical studies

21,857

Eyeglasses

12,320

Timely detection of comorbidities*

4,000

*Disease complications in patients with diabetes

Hearing aids

584

Approximately 65% of the patients seen are women of reproductive age. In 2023, the Dr. Vagón program consolidated one of its most ambitious projects: the Women's Car, which offers gynecological consultation, prenatal check-up, early breast and cervical cancer screening, family planning, and a menopause clinic. Through this program, thousands of women have received specialized, quality medical care, improving their health and wellness.

Mammograms	Vasectomies	
4, 530	136	
IUDs placed	Years of couples protection	
176	2, 240	equivalent to preventing 2,240 pregnancies per year

In addition to the healthcare services, Dr. Vagón has a train car adapted as a movie theater. During 2023, it brought the magic of cinema to 39 communities where 116 screenings were offered to 22,526 viewers.

We thank our allies









PHARMACY STAFF HANDING OUT FREE MEDICATION THROUGH DR. VAGÓN.

Escuchar Sin Fronteras (Hearing Without Borders)

To date, we have implanted devices in 42 children, equivalent to 84 implants provided.



COCHLEAR IMPLANT ACTIVATION.

Through this program we assist children from 0 to 24 months of age with hearing loss problems (severe and/or profound hypoacusis) in obtaining a Bilateral Cochlear Implant, as well as the corresponding auditory-verbal therapy and follow-up.

Our purpose is to achieve the development of auditory skills and the use of spoken language, so that children can have a better insertion into society.

In 2023 :

Bilateral cochlear implants

40

Donation (pesos)

\$24 millones

Auditory-verbal therapy sessions

1,848

Audiological tests

130

Emotional support sessions for families

152

People impacted, including family members and beneficiaries

+300

Applications received for the program

108

Three years after this program began, the results of the first children who received their cochlear implants are reflected in an improvement of their hearing and language skills.

Environment



TREE NURSERY, SONORA, MEXICO.

Contribute to the restoration of watersheds, natural protected areas, parks and areas of environmental value in Mexico in accordance with the Sustainable Development Goals (SDGs) 2030.

Support communities in their adaptation to the effects of climate change, with nature-based solutions, encouraging social engagement and environmental education.

Programs

- *Mexicanos Sembrando* (Mexicans Planting)
- *Restauración de cuencas* (Watershed restoration)
- *Islas Verdes* (Green islands)

We work hand in hand with local governments, civil society organizations, communities and shared land to restore the country's ecosystems and recover biodiversity.

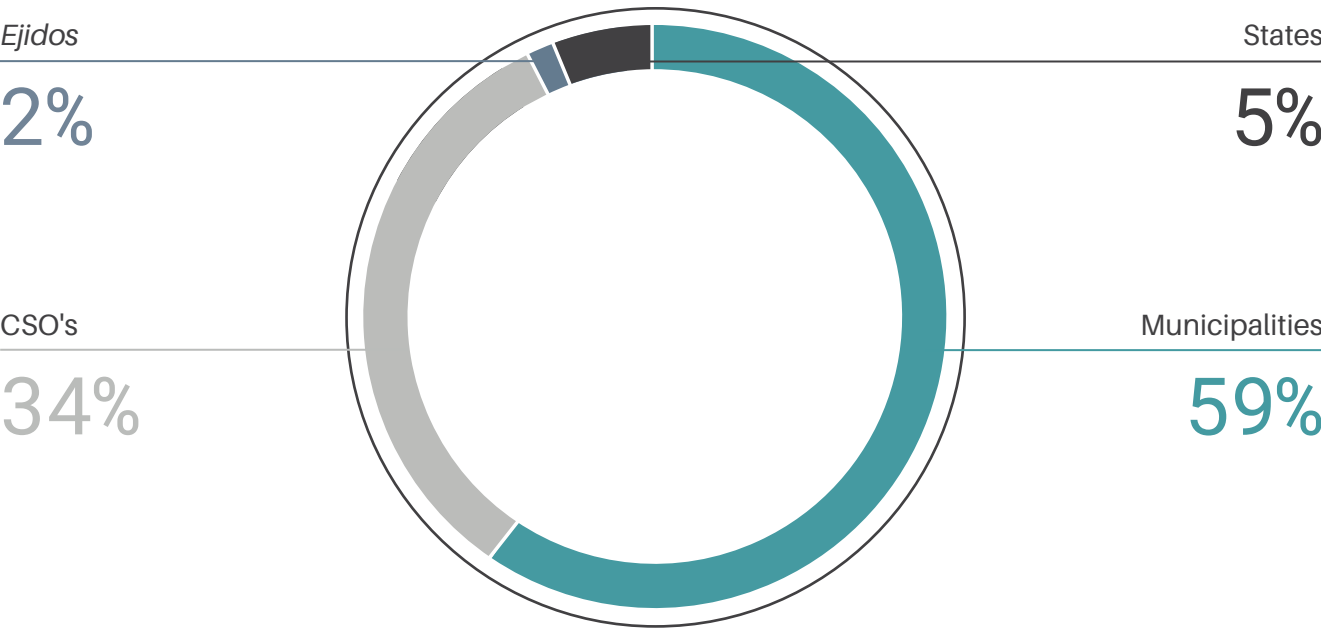
We have 7 nurseries
with an annual
production of
6.2 million trees.



FOREST NURSERY, SAN LUIS POTOSI, MEXICO.

Beneficiaries

Rural communities	Municipalities
213	152
Indigenous groups	
9	Tarahumaras, Cucapás, Tekos, Kikapúes, Huastecos, Tlahuicas, northern Tepehuanos, Purépechas, Guarijíos.



Projects started in 2023

State	Projects	Thousands of trees
Chihuahua	Restoration of the Rio Fuerte Watershed	638
State of Mexico	Reforestation and Restoration of the Cutzamala Watershed	84
Durango	Carbon Credits Forest	86
Michoacan	Reforestation in and around Monarch Butterfly Protected Natural Area	267
Morelos	Reforestation around the Sierra Monte Negro Protected Natural Area	96
SLP	Reforestation of Sierra San Miguelito Protected Natural Area and Islas Verdes	166

Total

1,337

17 million trees donated in 24 states across the country since 2011.

Nurseries

We have seven nurseries in four states of the country:



- Annual production: 6.2 million trees
- 102 species
- 50% of the trees are destined for donation
- The remaining 50% are used for reforestation of Grupo Mexico's mining properties

The nurseries have high-tech irrigation systems that achieve 70% water savings in their operations.



NURSERY-GROWER IN NURSERY, SAN LUIS POTOSI, MEXICO.



MIDDLE SCHOOL STUDENTS AT THE LA CARIDAD EDUCATIONAL CENTER,
NACÓZARI DE GARCÍA, SONORA, MEXICO.



HIGH PERFORMANCE SCHOOL. THIS CAMPUS IS HOME TO 300 OUTSTANDING
STUDENTS FROM THE MOST VULNERABLE AREAS OF THE REGION. TACNA, PERU.

Community Development

We are committed to generate well-being and improve the quality of life of the inhabitants of the communities where we operate. To this end, we have implemented a Community Development Model in the Mining Division and in the Infrastructure Division with outreach and participation instruments based on transparent communication with stakeholders.

Our management is based on three pillars:

- Promoting responsible coexistence
- Generate a shared economic development
- Promoting human development



We have implemented 3 thousand social programs benefiting close to 300 thousand individuals.

Results of our commitments

- We have 33 community centers in Mexico, Peru and the United States.
- In the last year, we destined US\$40 million to tax projects in Peru, benefiting close to 10,000 students with the construction of five educational centers.
- We invested US\$15 million in community development programs and productive projects.
- We provided education to close to 4 thousand children and young people, who are the children of our employees and neighboring communities, in Mexico and Peru, through 11 educational centers from preschool to high school.

We have 12 orchestral nuclei in Mexico and Peru, where 1,700 students between the ages of five and 22 devote 15 hours a week to music lessons. 90% of these students, after one year of belonging to the project show improvements in their school performance.

- We have three baseball academies in the neighboring communities of our operations in the state of Sonora, Mexico, benefiting more than 400 students.
- Our swim team is made up of 25 young people from Cananea, Sonora, Mexico, who are part of the *Asociación Sonorense de Natación* (Sonora Swimming Association).
- In the last five years, the *Taller Ambulante de Cine Documental* (Traveling Documentary Film Workshop) project has benefited 800 students from seven communities in Mexico, who have generated close to 100 original short films, 19 of which have been recognized at festivals.
- Eight thousand volunteers have supported us in educational, artistic, sports and environmental activities for the benefit of their own communities.



CHRISTMAS CONCERT WITH THE GRUPO MÉXICO ORCHESTRAS AND CHOIRS, TOGETHER WITH THE MINERÍA SYMPHONY ORCHESTRA.



MEMBER OF THE CHILDREN'S CHOIR OF SANTA BARBARA, CHIHUAHUA, MEXICO.



PANEL ON GENERATIONAL LEADERSHIP AT EXPO RED 2024.

Red de Asociaciones y Fundaciones Empresariales

(Network of Business Associations and Foundations)

- The Network of Business Associations and Foundations is a leading social platform in Mexico and Latin America.
- It provides free training to organizations and helps social enterprises and community groups. These actions promoted the sustainability and transparency of the participating organizations.
- *La Red* (The Network) celebrated its tenth anniversary with the *Expo Red de Asociaciones* (Association Network Expo), which was the first hybrid edition and was attended by 5,048 people from 17 countries.

Grupo México



Board of Directors

Germán Larrea Chairman Patrimonial Board Member	Fernando Ruiz Sahagún Independent Board Member
Oscar González Rocha Patrimonial Board Member	Rolando Vega Saénz Independent Board Member
Alfredo Casar Pérez Patrimonial Board Member	Antonio del Valle Ruiz Independent Board Member
Luis Castelazo Morales Patrimonial Board Member	Carlos Prieto Sierra Independent Board Member
Fernando López-Guerra Larrea Patrimonial Board Member	Carlos Rojas Mota Velasco Independent Board Member
Claudio X. González Laporte Independent Board Member	Lillie Hernández Minor Secretary
Emilio Carrillo Gamboa Independent Board Member	

Management Team

Germán Larrea CEO and Chairman of the Board	Fernando López-Guerra Larrea CEO, Transportation Division
Oscar González Rocha Executive President of Mining Division	Francisco Zinser González CEO, Infrastructure Division
Leonardo Contreras Lerdo De Tejada CEO, Mining Division	Lourdes Aranda Bezaury Chief Communications Officer
Alfredo Casar Pérez Executive President of Transportation Division	Marlene Finny De La Torre Chief of Financial and Administration Officer

