

**POLLARD**  
banknote limited

---

2023 ANNUAL REPORT

## **CONTENTS**

Letter to Shareholders

Board of Directors

Management's Discussion and Analysis  
Pollard Banknote Limited

Consolidated Financial Statements  
of Pollard Banknote Limited

Corporate Information

## LETTER TO SHAREHOLDERS

Enclosed please find our 2023 Annual Report. 2023 was a successful year in many areas of our business as demand remained strong across our product and solution portfolio, leading to record revenue and Adjusted EBITDA<sup>(1)</sup>. These achievements were attained despite the significant negative margin pressures in our instant ticket business due to the impact of extreme input cost inflation from 2022. Fortunately our instant ticket challenges were more than offset by significant growth in our eGaming and iLottery operations as well as solid contributions from the other areas of our business.

In 2023 Pollard Banknote achieved record revenue of \$520.4 million, up 7.6% from 2022. Combined sales<sup>(1)</sup> in the year, including our share of our NeoPollard Interactive LLC joint venture sales, attained \$600.7 million, up 11.5% from \$538.8 million in 2022. Net Income of \$31.4 million was 63.0% higher than 2022 Net Income of \$19.3 million. Our Adjusted EBITDA<sup>(1)</sup> attained a new annual record of \$91.3 million, up 13.4% from 2022. Cash flow from operating activities generated \$64.6 million compared to \$54.2 million in 2022.

Our instant ticket contract repricing strategy has been very successful. Since the beginning of 2022 we have repriced a majority of our instant ticket contracts. The positive impact on our revenue started to be recognized modestly during 2023 but the larger impact of higher revenue won't be reflected until the end of 2024. We have also seen some small decreases in our input costs going into 2024 and we are hopeful this trend may continue.

Our investment in our state-of-the-art iLottery platform and game content library has progressed well and we are in active discussions promoting our capabilities with lotteries around the world.

As partner of choice for lotteries and charitable organizations, we take great pride in helping these organizations generate funds to support their various good causes. By expanding our product and solutions and focusing on excellence in everything we do, our over 2,300 employees continually create successful outcomes for our clients. We thank all of our team members for carrying on the vision of helping others, first articulated at the founding of our company 117 years ago.

<sup>(1)</sup> See Non-GAAP measures for explanation

In addition to our great employees, we have a number of other stakeholder groups without whose support achieving our objectives would be very difficult. We consider our customers, lottery and charitable organizations, true partners, with their desire to expand and improve gaming in a responsible way a cornerstone of our vision. Many of our shareholders have been with us since our initial public offering back in 2005 and their continuing unwavering support allows us the luxury of focusing on our long-term growth objectives. Last, but certainly not least, our Board of Directors, in particular our three independent Directors, are always available to provide advice, direction and leadership as we execute our strategy. We would particularly like to welcome our new independent Director to the Pollard Banknote Limited Board, Carmele Peter, who joined on May 12, 2023.

We thank all of our supporters for your backing, and we are excitedly looking forward to the opportunities ahead of us in 2024.

**Douglas Pollard**  
Co-Chief Executive Officer

**John Pollard**  
Co-Chief Executive Officer

March 31, 2024

## **DIRECTORS OF POLLARD BANKNOTE LIMITED**

### **Gordon Pollard** Executive Chair

Gordon Pollard joined Pollard Banknote in 1989 as Vice President, Marketing. He became Co-Chief Executive Officer in 1997 and on May 1, 2011, was appointed Executive Chair of the Board of Directors and is a former Director of the Manitoba Hydro Electric Board. Prior to 1989, he practiced law with a major Manitoba firm specializing in corporate and securities law. Mr. Pollard has an LL.B. from the University of Manitoba and a B.A. from the University of Winnipeg.

### **Dave Brown**

Dave Brown is an Executive Vice-President of Richardson Financial Group Limited and a Managing Director of RBM Capital Limited (a private investment firm). Previously, he was Chief Executive Officer of Richardson Capital Limited, the private equity arm of James Richardson & Sons, Limited, the Corporate Secretary of James Richardson & Sons, Limited, and a partner in the independent law and accounting firm of Gray & Brown. He also serves as Independent Chair of the Board of Directors of Boyd Group Services Inc., Director of RF Capital Group Inc. and is a former Director of the Manitoba Hydro Electric Board. He has served various Manitoba charities including acting as Director of the Misericordia Hospital and Pavilion Gallery Museum Inc. and as Co-chair of Major Donors for the Children's Hospital Foundation Capital Campaign. He graduated from the University of Manitoba law school and is a Chartered Professional Accountant.

### **Lee Meagher**

Lee Meagher founded Scootaround, Inc. in 1997, an international personal transportation solutions company providing rentals, sales and service to the travelling public. She served as its Chief Executive Officer from inception to 2019, when Scootaround merged its operations with Whill Inc., a Tokyo based mobility device company. She currently serves as a Director of Scootaround Mobility Holdings Inc. Ms. Meagher is the current Chair of the Board of CancerCare Manitoba Foundation. She also serves as a Director of the Pan Am Clinic Foundation, sits on the Advisory Committee of The Co-Habit Project and is past Chair of the St. Boniface Hospital Research Foundation. She holds a B.A. from the University of Manitoba.

### **Carmelee Peter**

Carmelee Peter is currently President of Exchange Income Corporation, where she joined in November 2012 as Chief Administrative Officer. Prior to joining Exchange Income Corporation, she practiced law for 23 years at the law firm of Aikins, MacAulay & Thorvaldson LLP, where she specialized in transactional and tax work. Ms. Peter was appointed K.C. in 2019. Ms. Peter also currently serves as a Director of James Richardson & Sons, Limited, Chair of the Manitoba Civil Service Superannuation Fund and is a member of the International Women's Forum.

## **Douglas Pollard**

Douglas Pollard joined Pollard Banknote in 1997 as Vice President, Lottery Management Services and on May 1, 2011, was appointed Co-Chief Executive Officer. From 1997 to 1999 he was a Director and the General Manager of Imprimerie Spéciale de Banque, a subsidiary of Pollard Banknote based in Paris, France. Prior to 1997 Mr. Pollard was a Senior Consultant with PricewaterhouseCoopers. Mr. Pollard has an M.B.A. from The Richard Ivey School of Business at the University of Western Ontario and a B.A. from the University of Manitoba and is Chair of the Board of Directors of the Assiniboine Park Conservancy.

## **John Pollard**

John Pollard joined Pollard Banknote in 1986 as Vice President, Finance. He became Co-Chief Executive Officer in 1997. Prior to 1986, he was an associate with the accounting firm Deloitte & Touche LLP. Mr. Pollard has a B.Comm. (Honours) from the University of Manitoba and is a former member of the Institute of Chartered Accountants of Manitoba. He serves as a Director of The Winnipeg Foundation and as President and Director of Pulford Community Living Services Inc.

# **POLLARD** **banknote limited**

*December 31, 2023*

**MANAGEMENT'S DISCUSSION AND ANALYSIS OF FINANCIAL CONDITION AND  
RESULTS OF OPERATIONS**

**FOR THE YEAR ENDED DECEMBER 31, 2023**

March 5, 2024

This management's discussion and analysis ("MD&A") of Pollard Banknote Limited ("Pollard") for the year ended December 31, 2023, is prepared as at March 5, 2024, and should be read in conjunction with the accompanying audited consolidated financial statements of Pollard and the notes therein as at December 31, 2023. Results are reported in Canadian dollars and have been prepared in accordance with IFRS Accounting Standards ("GAAP" or "IFRS").

### ***Forward-Looking Statements***

Certain statements in this report may constitute "forward-looking" statements which involve known and unknown risks, uncertainties and other factors which may cause actual results, performance or achievements to be materially different from any future results, performance or achievements expressed or implied by such forward looking statements. When used in this document, such statements include such words as "may," "will," "expect," "believe," "plan" and other similar terminology. These statements reflect management's current expectations regarding future events and operating performance and speak only as of the date of this document. There should not be an expectation that such information will in all circumstances be updated, supplemented or revised whether as a result of new information, changing circumstances, future events or otherwise.

### **Use of Non-GAAP Financial Measures**

Reference to "EBITDA" is to earnings before interest, income taxes, depreciation, amortization and purchase accounting amortization. Reference to "Adjusted EBITDA" is to EBITDA before unrealized foreign exchange gains and losses, and certain non-recurring items including acquisition costs, litigation settlement costs, contingent consideration fair value adjustments and net insurance proceeds. Adjusted EBITDA is an important metric used by many investors to compare issuers on the basis of the ability to generate cash from operations and management believes that, in addition to net income, Adjusted EBITDA is a useful supplementary measure.

Reference to "Combined sales" is to sales recognized under GAAP plus Pollard's 50% proportionate share of NeoPollard Interactive LLC's ("NPI") sales, its iLottery joint venture operation. Reference to "Combined iLottery sales" is to sales recognized under GAAP for Pollard's 50% proportionate share of its Michigan Lottery joint iLottery operation plus Pollard's 50% proportionate share of NPI's sales, its iLottery joint venture operation.

EBITDA, Adjusted EBITDA, Combined sales and Combined iLottery sales are measures not recognized under GAAP and do not have a standardized meaning prescribed by GAAP. Therefore, these measures may not be comparable to similar measures presented by other entities. Investors are cautioned that EBITDA, Adjusted EBITDA, Combined sales and Combined iLottery sales should not be construed as alternatives to net income or sales as determined in accordance with GAAP as an indicator of Pollard's performance or to cash flows from operating, investing and financing activities as measures of liquidity and cash flows.

### **Basis of Presentation**

The results of operations in the following discussions encompass the consolidated results of Pollard for the years ended December 31, 2023 and 2022. All figures are in millions except for per share amounts.



# POLLARD BANKNOTE LIMITED

## Overview

Pollard is one of the leading providers of products and solutions to lottery and charitable gaming industries throughout the world. Management believes Pollard is the largest provider of instant-win scratch tickets ("instant tickets") based in Canada and the second largest producer of instant tickets in the world. In addition, management believes Pollard is also the second largest bingo paper and pull-tab supplier to the charitable gaming industry in North America and, through its 50% joint venture, the largest supplier of iLottery solutions to the U.S. lottery market.

Pollard produces and provides a comprehensive line of instant tickets and lottery products and services including: licensed products, distribution, SureTrack® lottery management system, marketing, iLottery platform, eInstant game content, interactive digital gaming, including mkodo's world class game apps and GeoLocs, PlayOn™ loyalty programs, retail management services, ScanACTIV™, EasyVEND™, lottery ticket dispensers and play stations, vending machines and eGaming systems marketed under the Diamond Game and Compliant Gaming trade names. In addition, Pollard's charitable gaming product line includes pull-tab (or break-open) tickets, bingo paper, pull-tab vending machines and ancillary products such as pull-tab counting machines.

Pollard's lottery products are sold extensively throughout Canada, the United States and the rest of the world, wherever applicable laws and regulations authorize their use. Pollard serves over 60 instant ticket lotteries including a number of the largest lotteries throughout the world. Charitable gaming products are mostly sold in the United States and Canada where permitted by gaming regulatory authorities. Pollard serves a highly diversified customer base in the charitable gaming market of over 150 independent and wholly-owned distributors with the majority of revenue generated from repeat business.

The following financial information should be read in conjunction with the accompanying financial statements of Pollard and the notes therein as at and for the year ended December 31, 2023.

### SELECTED FINANCIAL INFORMATION

(millions of dollars, except per share information)

	<b>Year ended December 31, 2023</b>	Year ended December 31, 2022 <sup>(1)</sup>	Year ended December 31, 2021 <sup>(1)</sup>
Sales	<b>\$520.4</b>	\$483.7	\$460.2
Cost of sales	<b>434.6</b>	400.3	366.4
Gross profit	<b>85.8</b>	83.4	93.8
<i>Gross profit as a % of sales</i>	<b>16.5%</b>	17.2%	20.4%
Administration expenses	<b>58.3</b>	50.0	48.7
<i>Administration expenses as a % of sales</i>	<b>11.2%</b>	10.3%	10.6%
Selling expenses	<b>20.7</b>	17.4	17.5
<i>Selling expenses as a % of sales</i>	<b>4.0%</b>	3.6%	3.8%
NPI equity investment income	<b>(39.1)</b>	(22.3)	(11.1)
<i>NPI equity investment income as a % of sales</i>	<b>(7.5%)</b>	(4.6%)	(2.4%)
Other (income) expenses	<b>(0.1)</b>	4.1	5.2
<i>Other (income) expenses as a % of sales</i>	<b>(0.0%)</b>	0.8%	1.1%
Unrealized foreign exchange (gain) loss	<b>(2.0)</b>	4.4	0.3
<i>Unrealized foreign exchange (gain) loss as a % of sales</i>	<b>(0.4%)</b>	0.9%	0.1%
Net income	<b>31.4</b>	19.3	19.7
<i>Net income as a % of sales</i>	<b>6.0%</b>	4.0%	4.3%
Adjusted EBITDA	<b>91.3</b>	80.5	84.0
<i>Adjusted EBITDA as a % of sales</i>	<b>17.5%</b>	16.6%	18.3%
Net income per share (basic)	<b>\$1.17</b>	\$0.72	\$0.74
Net income per share (diluted)	<b>\$1.15</b>	\$0.71	\$0.73
	<b>December 31, 2023</b>	December 31, 2022 <sup>(1)</sup>	December 31, 2021
Total Assets	<b>\$515.7</b>	\$506.7	\$461.4
Total Non-Current Liabilities	<b>\$139.5</b>	\$142.7	\$163.5

(1) Certain comparative figures have been reclassified to conform to the presentation adopted in the current period.

## RECONCILIATION OF NET INCOME TO ADJUSTED EBITDA

(millions of dollars)

	Year ended December 31, 2023	Year ended December 31, 2022	Year ended December 31, 2021
Net income	<b>\$31.4</b>	\$19.3	\$19.7
Adjustments:			
Amortization and depreciation	<b>45.0</b>	41.0	39.5
Interest	<b>10.5</b>	8.3	5.0
Income taxes	<b>6.1</b>	2.9	7.4
EBITDA	<b>93.0</b>	71.5	71.6
Unrealized foreign exchange (gain) loss	<b>(2.0)</b>	4.4	0.3
Contingent consideration fair value adjustment	<b>0.5</b>	4.6	9.6
Net insurance proceeds	<b>(0.2)</b>	–	(1.0)
Acquisition costs	–	–	1.0
Litigation settlement cost	–	–	2.5
Adjusted EBITDA	<b>\$91.3</b>	\$80.5	\$84.0

## PRODUCT LINE BREAKDOWN OF REVENUE

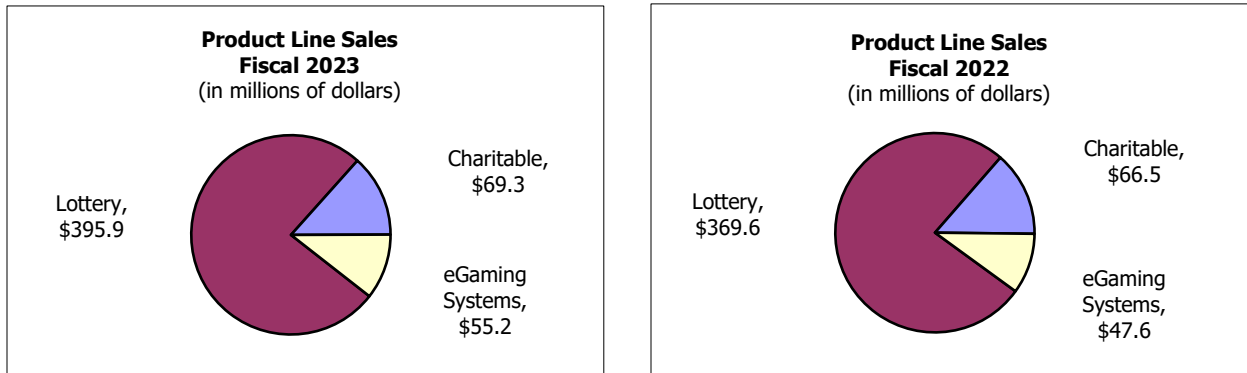
	Year ended December 31, 2023	Year ended December 31, 2022
Lottery	76.1%	76.4%
Charitable	13.3%	13.7%
eGaming systems	10.6%	9.9%

## REVIEW OF OPERATIONS

Financial and operating information has been derived from, and should be read in conjunction with, the consolidated financial statements of Pollard and the selected financial information disclosed in this MD&A.

### ANALYSIS OF RESULTS FOR THE YEAR ENDED DECEMBER 31, 2023

#### Sales



During the year ended December 31, 2023 ("Fiscal 2023" or "2023"), Pollard achieved sales of \$520.4 million, compared to \$483.7 million in the year ended December 31, 2022 ("Fiscal 2022" or "2022"). Factors impacting the \$36.7 million sales increase were:

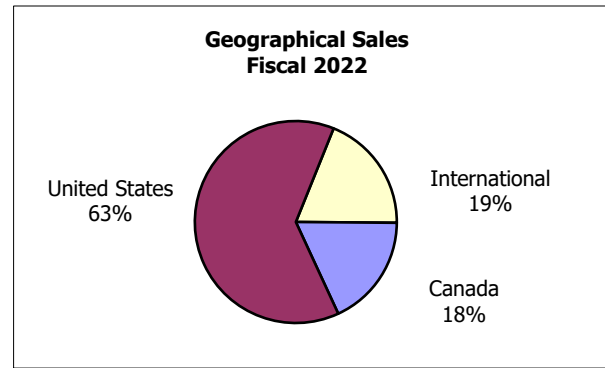
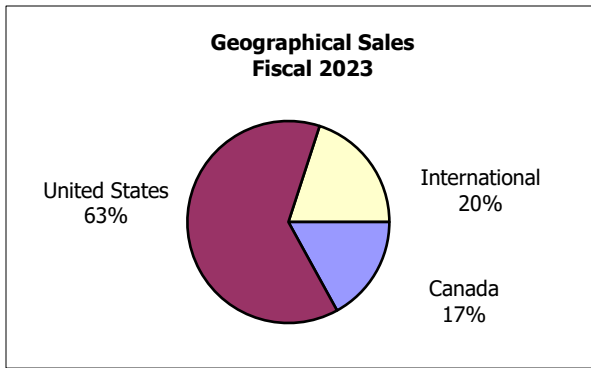
The higher instant ticket average selling price in Fiscal 2023 increased sales by \$24.2 million as compared to 2022, as a result of the change in customer mix in part due to Pollard declining to accept certain discretionary lower margin work, the initial impact of repriced contracts and higher proprietary product sales. However, this increase was largely offset by the decrease in instant ticket sales volumes of \$22.1 million as compared to 2022, primarily as a result of Pollard declining lower margin work.

Higher sales of ancillary lottery products and services increased revenue by \$11.4 million. This growth was largely due to increased sales of digital and loyalty products, distribution services and retail merchandising products.

Higher eGaming systems revenue increased sales by \$5.7 million due primarily to a higher number of eGaming machines placed at bars, bingo halls and fraternal organizations as compared to 2022.

The higher average selling price of charitable games in 2023 also increased sales by \$3.9 million as compared to 2022. However, this increase was offset by lower charitable gaming volumes, which decreased sales by \$3.8 million, largely as a result of certain production inefficiencies.

Higher Michigan iLottery sales further increased revenue in 2023 by \$0.4 million as compared to 2022.



During Fiscal 2023, Pollard generated approximately 70.5% (2022 – 71.5%) of its revenue in U.S. dollars including a portion of international sales which are priced in U.S. dollars. During Fiscal 2023, the actual U.S. dollar value was converted to Canadian dollars at \$1.352, compared to a rate of \$1.298 in Fiscal 2022. This 4.1% increase in the U.S. dollar value resulted in an approximate increase of \$14.4 million in revenue relative to Fiscal 2022. In addition, during 2023, the value of the Euro strengthened against the Canadian dollar resulting in an approximate increase of \$2.7 million in revenue relative to 2022.

### **Cost of sales and gross profit**

Cost of sales was \$434.6 million in Fiscal 2023 compared to \$400.3 million in Fiscal 2022. The increase of \$34.3 million in cost of sales was primarily the result of the accumulated impact of significant inflationary cost increases incurred throughout 2022 on raw materials and other manufacturing inputs. In addition, higher exchange rates on U.S. dollar denominated expenses, increases in manufacturing overhead costs and higher expenses related to increased sales of ancillary lottery products and services further contributed to the increase in cost of sales as compared to 2022. Partially offsetting these increases in cost of sales were the lower costs related to the decrease in instant ticket sales volumes as compared to 2022.

Gross profit increased to \$85.8 million (16.5% of sales) in Fiscal 2023 compared to \$83.4 million (17.2% of sales) in Fiscal 2022. This increase of \$2.4 million in gross profit was primarily the result of increased sales of eGaming systems, digital and loyalty products, retail merchandising products, licensed products and distribution services as compared to 2022. These increases were partially offset by lower instant ticket sales margins, and lower charitable gaming sales margins mainly due to certain production inefficiencies. Despite the positive impact of higher instant ticket average selling price compared to 2022, lower instant ticket sales volumes and higher manufacturing costs caused by the impact of accumulated inflation on the costs of inputs to our instant ticket production led to lower instant ticket sales margins as compared to 2022. While we have been successful in raising our selling prices for a number of customer contracts that were renewed in 2022 and 2023, contract terms are generally negotiated well in advance of their start date. Gross profit percentage decreased as a result of the lower instant ticket and charitable gaming sales margins, partially offset by higher eGaming systems, licensed products, and digital and loyalty products gross profit.

### **Administration expenses**

Administration expenses increased to \$58.3 million in Fiscal 2023 compared to \$50.0 million in Fiscal 2022. The increase of \$8.3 million was largely a result of increased compensation expenses, software licensing costs and travel related costs.

### **Selling expenses**

Selling expenses increased to \$20.7 million in Fiscal 2023 compared to \$17.4 million in Fiscal 2022. The increase of \$3.3 million compared to 2022 was primarily due to higher compensation and travel related expenses.

### **Equity investment income**

Pollard's share of income from NPi increased to \$39.1 million in Fiscal 2023 from the \$22.3 million achieved in Fiscal 2022. This \$16.8 million increase was primarily due to organic growth achieved on contracts held by NPi which generated greater gaming activity, further increasing NPi's income. In addition, higher revenues from several substantial Mega Millions® and Powerball® jackpots awarded throughout the year further increased NPi's income.

### **Other (income) expenses**

Other income was \$0.1 million in Fiscal 2023 compared to other expenses of \$4.1 million in Fiscal 2022. This change of \$4.2 million was primarily due to the decrease in the contingent consideration fair value adjustment expense, as part of previous acquisitions, of \$4.1 million as compared to 2022.

### **Foreign exchange**

The net foreign exchange gain was \$2.0 million in Fiscal 2023 compared to a net foreign exchange loss of \$3.7 million in Fiscal 2022. The 2023 net foreign exchange gain of \$2.0 million resulted from a net unrealized foreign exchange gain of \$2.0 million, primarily due to the decreased Canadian equivalent value of U.S. dollar denominated accounts payable and long-term debt due to the strengthening of the Canadian dollar relative to the U.S. dollar, partially offset by the unrealized loss on U.S. dollar denominated accounts receivable. In addition, Pollard experienced a realized foreign exchange gain primarily due to foreign currency denominated accounts receivable being converted into Canadian dollars at favorable foreign exchange rates, which was offset by a realized foreign exchange loss mainly due to foreign currency denominated accounts payable paid at unfavorable exchange rates.

The 2022 net foreign exchange loss of \$3.7 million resulted from a net unrealized foreign exchange loss of \$4.4 million, comprised predominately of an unrealized loss on U.S. dollar denominated accounts payable and long-term debt due to the weakening of the Canadian dollar, which was partially offset by an unrealized gain on U.S. dollar denominated cash and accounts receivable. Partially offsetting the unrealized foreign exchange loss was a realized foreign exchange gain of \$0.7 million, which was primarily due to foreign currency denominated accounts receivable being converted into Canadian dollars at favorable foreign exchange rates, partially offset by foreign currency denominated accounts payable paid at unfavorable exchange rates.

### **Adjusted EBITDA**

Adjusted EBITDA increased to \$91.3 million in Fiscal 2023 compared to \$80.5 million in Fiscal 2022. The primary reasons for the increase of \$10.8 million were the increase in equity investment income of \$16.8 million and the increase in gross profit (net of amortization and depreciation) of \$6.4 million. Partially offsetting these increases were the increase in administration expenses of \$8.3 million, the increase in selling expenses of \$3.3 million and the reduction in realized foreign exchange gain of \$0.7 million.

### **Interest expense**

Interest expense increased to \$10.5 million in Fiscal 2023 from \$8.3 million in Fiscal 2022, primarily as a result of higher interest rates in 2023 and the increase in average long-term debt outstanding which increased interest expense by \$4.0 million as compared to 2022. Partially offsetting these increases to interest expense was the decrease in interest accretion of \$1.8 million on the discounted contingent consideration liability relating to a previous acquisition.

### **Amortization and depreciation**

Amortization and depreciation totaled \$45.0 million during Fiscal 2023 which increased from \$41.0 million during Fiscal 2022. The increase of \$4.0 million was primarily the result of amortization and depreciation taken on newly acquired intangible assets and property, plant and equipment.

### **Income taxes**

Income tax expense was \$6.1 million in Fiscal 2023, an effective rate of 16.3%, which was lower than our domestic rate of 27.0% due primarily to the effect of lower income tax rates in foreign jurisdictions.

Income tax expense was \$2.9 million in Fiscal 2022, an effective rate of 13.2%, which was lower than our domestic rate of 27.0% due primarily to the effect of the lower income tax rates in foreign jurisdictions.

### **Net income**

Net income increased to \$31.4 million in Fiscal 2023 compared to net income of \$19.3 million in Fiscal 2022. The main reasons for the increase of \$12.1 million include the increase in equity investment income of \$16.8 million, the increase in net foreign exchange gain of \$5.7 million, the increase in other income of \$4.2 million and the increase in gross profit of \$2.4 million. Partially offsetting these increases to net income were the increase in administration expenses of \$8.3 million, the increase in selling expenses of \$3.3 million, the increase in income tax expense of \$3.2 million and the increase in interest expense of \$2.2 million.

Net income per share (basic and diluted) increased to \$1.17 and \$1.15 per share, respectively, in Fiscal 2023 from \$0.72 and \$0.71 per share, respectively, in Fiscal 2022.

## iLottery

Pollard and its iLottery partner, NeoGames US LLP ("NeoGames"), provide iLottery services to the North American Lottery market. In 2013, Pollard was awarded an iLottery contract from the Michigan Lottery. As a result, Pollard entered into a contract with NeoGames to provide its technology in return for a 50% financial interest in the operation. Under IFRS, Pollard recognizes its 50% share in the Michigan Lottery contract in its consolidated statements of income in sales and cost of sales.

In 2014 Pollard, in conjunction with NeoGames, established NeoPollard Interactive LLC ("NPI"). Under IFRS, Pollard accounts for its investment in its joint venture, NPI, as an equity investment. Under the equity method of accounting, Pollard recognizes its share of the income and expenses of NPI separately as equity investment income.

### SELECT ILOTTERY RELATED FINANCIAL INFORMATION

(millions of dollars)

	Q4 2023	Q3 2023	Q2 2023	Q1 2023	Q4 2022	Q3 2022	Q2 2022	Q1 2022	Q4 2021
<b>Sales – Pollard's share</b>									
Michigan iLottery	\$7.0	\$7.2	\$6.5	\$7.3	\$7.9	\$6.5	\$6.2	\$5.9	\$5.6
NPI	21.8	21.5	18.5	18.5	17.7	13.7	12.4	11.3	10.5
Combined iLottery sales	<u>\$28.8</u>	<u>\$28.7</u>	<u>\$25.0</u>	<u>\$25.8</u>	<u>\$25.6</u>	<u>\$20.2</u>	<u>\$18.6</u>	<u>\$17.2</u>	<u>\$16.1</u>
<b>Income before income taxes – Pollard's share<sup>(1)</sup></b>									
Michigan iLottery	\$2.5	\$2.8	\$1.8	\$2.9	\$2.9	\$2.2	\$2.4	\$2.0	\$1.8
NPI	11.0	11.1	8.8	8.2	8.3	5.7	4.7	3.6	3.0
Combined income before income taxes – Pollard's share	<u>\$13.5</u>	<u>\$13.9</u>	<u>\$10.6</u>	<u>\$11.1</u>	<u>\$11.2</u>	<u>\$7.9</u>	<u>\$7.1</u>	<u>\$5.6</u>	<u>\$4.8</u>

Throughout 2022 and 2023, NPI's contracts achieved strong organic growth, adding to sales and income before taxes. In addition, quarterly sales and income before taxes are positively impacted during quarters where substantial draw-based game (Powerball® and Mega Millions®) jackpots are awarded.

(1) Certain comparative figures have been reclassified to conform to the presentation adopted in the current period.



## Liquidity and Capital Resources

### *Cash provided by operating activities*

For the year ended December 31, 2023, cash flow provided by operating activities was \$64.6 million compared to cash flow provided by operating activities of \$54.2 million in Fiscal 2022. Changes in the non-cash working capital provided \$9.7 million in cash in 2023 compared to \$15.4 million of cash used in 2022. In Fiscal 2023, changes in the non-cash working capital increased cash flow from operations due primarily to a decrease in inventory and an increase to accounts payable and accrued liabilities, partially offset by an increase to prepaids. In Fiscal 2022, changes in the non-cash working capital decreased cash flow from operations due primarily to increases to inventory and accounts receivable, partially offset by an increase to accounts payable and accrued liabilities.

Cash used for interest payments increased to \$9.7 million in 2023 as compared to \$5.9 million in 2022. Cash used for pension plan contributions decreased to \$4.7 million in 2023 as compared to \$7.1 million used in 2022. Cash used for income tax payments increased to \$24.2 million in 2023 from \$7.5 million in 2022. Income tax payments in 2023 included the final installments for the 2022 tax year and installments for 2023. Offsetting these uses of cash, Pollard received \$39.1 million from our investment in our iLottery joint venture in 2023 as compared to \$22.3 million received in 2022.

### *Cash used for investing activities*

For the year ended December 31, 2023, cash used for investing activities was \$52.1 million compared to \$48.4 million used in the year ended December 31, 2022. In Fiscal 2023, Pollard used \$23.5 million on additions to intangible assets, \$14.6 million on capital expenditures and \$14.0 million for acquisitions, primarily relating to contingent consideration paid for a previous acquisition.

In Fiscal 2022, Pollard used \$18.9 million on additions to intangible assets, \$15.1 million for acquisitions, primarily relating to contingent consideration paid for a previous acquisition and \$14.3 million on capital expenditures.

### *Cash used for financing activities*

Cash used for financing activities was \$10.9 million for the year ended December 31, 2023, compared to cash used for financing activities of \$7.7 million for the year ended December 31, 2022. During Fiscal 2023, lease principal payments of \$6.7 million, dividend payments of \$4.3 million and repayments of long-term debt of \$0.9 million were made during the period. During Fiscal 2022, Pollard made lease principal payments of \$6.6 million and dividend payments of \$4.3 million. These cash outflows were partially offset by net proceeds from long-term debt received of \$3.2 million.

As at December 31, 2023, Pollard had unused credit facility of \$113.5 million and \$3.3 million in available cash resources. These amounts, in addition to cash flow provided by operating activities, are available to be used for future working capital requirements, contractual obligations, capital expenditures, dividends and to assist in financing future acquisitions.

**RESULTS FOR THE THREE MONTHS ENDED DECEMBER 31, 2023**  
**SELECTED FINANCIAL INFORMATION**

(millions of dollars, except per share amounts)

	<b>Three months ended December 31, 2023</b>	Three months ended December 31, 2022 <sup>(1)</sup>
	<b>(unaudited)</b>	(unaudited)
Sales	<b>\$135.5</b>	\$127.3
Cost of sales	<b>111.0</b>	108.5
Gross profit	<b>24.5</b>	18.8
Administration expenses	<b>15.6</b>	12.8
Selling expenses	<b>5.6</b>	4.5
Equity investment income	<b>(11.0)</b>	(8.3)
Other expenses	<b>0.3</b>	0.4
Income from operations	<b>14.0</b>	9.4
Foreign exchange gain	<b>(2.9)</b>	(3.1)
Interest expense	<b>2.6</b>	2.3
Income before income taxes	<b>14.3</b>	10.2
Income taxes:		
Current	<b>5.1</b>	1.2
Deferred reduction	<b>(2.1)</b>	(1.5)
Net income	<b>\$11.3</b>	\$10.5
Adjustments:		
Amortization and depreciation	<b>11.5</b>	11.6
Interest	<b>2.6</b>	2.3
Income taxes	<b>3.0</b>	(0.3)
EBITDA	<b>\$28.4</b>	\$24.1
Unrealized foreign exchange gain	<b>(2.7)</b>	(2.2)
Contingent consideration fair value adjustment	<b>–</b>	0.5
Adjusted EBITDA	<b>\$25.7</b>	\$22.4
Net income per share (basic)	<b>\$0.42</b>	\$0.39
Net income per share (diluted)	<b>\$0.41</b>	\$0.39

(1) Certain comparative figures have been reclassified to conform to the presentation adopted in the current period.

## **Sales**

During the three months ended December 31, 2023, Pollard achieved sales of \$135.5 million, compared to \$127.3 million in the three months ended December 31, 2022. Factors impacting the \$8.2 million sales increase were:

The higher instant ticket average selling price in the fourth quarter of 2023 increased sales by \$16.3 million as compared to 2022, primarily due to higher proprietary product sales, the growing impact of repriced contracts and the change in customer mix, in part as a result of not accepting certain discretionary lower margin work. However, this increase was partially offset by the decrease in instant ticket sales volumes of \$6.2 million as compared to 2022, primarily as a result of Pollard declining lower margin work.

Higher eGaming systems revenue increased sales by \$1.6 million due primarily to a higher number of eGaming machines placed at bars, bingo halls and fraternal organizations as compared to 2022.

The higher average selling price of charitable games in the fourth quarter of 2023 also increased sales by \$0.6 million as compared to 2022. However, this increase was offset by lower charitable gaming volumes, which decreased sales by \$2.0 million, largely as a result of certain production inefficiencies.

Also partially offsetting the increases to sales were lower sales of ancillary lottery products and services in the quarter, which further decreased revenue by \$2.5 million as compared to 2022, largely due to decreased sales of licensed products and retail merchandising products.

Lower Michigan iLottery sales also decreased revenue in the fourth quarter of 2023 by \$0.9 million as compared to the fourth quarter of 2022, partially due to a substantial Powerball® jackpot awarded in the fourth quarter of 2022.

During the three months ended December 31, 2023, Pollard generated approximately 64.9% (2022 – 71.5%) of its revenue in U.S. dollars including a portion of international sales which were priced in U.S. dollars. During the fourth quarter of 2023, the actual U.S. dollar value was converted to Canadian dollars at \$1.370, compared to a rate of \$1.361 during the fourth quarter of 2022. This 0.7% increase in the U.S. dollar value resulted in an approximate increase of \$0.6 million in revenue relative to 2022. In addition, during the fourth quarter of 2023, the value of the Euro strengthened against the Canadian dollar resulting in an approximate increase of \$0.7 million in revenue relative to 2022.

## **Cost of sales and gross profit**

Cost of sales was \$111.0 million in the fourth quarter of 2023 compared to \$108.5 million in the fourth quarter of 2022. The increase of \$2.5 million was primarily the result of the accumulated impact of significant inflationary cost increases incurred throughout 2022 on raw materials and other manufacturing inputs. Partially offsetting this increase in cost of sales were the lower costs related to the decreases in instant ticket sales volumes and manufacturing overhead costs as compared to 2022.

Gross profit was \$24.5 million (18.1% of sales) in the fourth quarter of 2023 compared to \$18.8 million (14.8% of sales) in the fourth quarter of 2022. This increase of \$5.7 million in gross profit and the increase in gross profit percentage were primarily due to higher instant ticket sales margins, largely caused by the higher instant ticket average selling price as a result of higher proprietary product sales, the growing impact of repriced contracts and the change in customer mix as compared to 2022. Higher sales of eGaming systems also contributed to the increase in gross profit in 2023. Partially offsetting

these increases were lower charitable gaming sales margins, primarily due to certain production inefficiencies, and lower digital and loyalty product sales margins as compared to 2022.

### **Administration expenses**

Administration expenses increased to \$15.6 million in the fourth quarter of 2023 compared to \$12.8 million in the fourth quarter of 2022. The increase of \$2.8 million was largely a result of increased compensation expenses, consulting costs and travel related costs.

### **Selling expenses**

Selling expenses increased to \$5.6 million in the fourth quarter of 2023 compared to \$4.5 million in the fourth quarter of 2022. The increase was primarily due to higher compensation expenses as compared to 2022.

### **Equity investment income**

Pollard's share of income from NPi increased to \$11.0 million in the fourth quarter of 2023 from the \$8.3 million achieved in the fourth quarter of 2022. This \$2.7 million increase was primarily due to organic growth achieved on contracts held by NPi which generated greater gaming activity, further increasing NPi's income.

### **Other expenses**

Other expenses were \$0.3 million in the fourth quarter of 2023 similar to \$0.4 million in the fourth quarter of 2022.

### **Foreign exchange**

The net foreign exchange gain was \$2.9 million in the fourth quarter of 2023 compared to a net foreign exchange gain of \$3.1 million in the fourth quarter of 2022. The 2023 net foreign exchange gain of \$2.9 million resulted from a net unrealized foreign exchange gain of \$2.7 million, primarily due to the decreased Canadian equivalent value of U.S. dollar denominated accounts payable and long-term debt due to the strengthening of the Canadian dollar relative to the U.S. dollar, partially offset by the unrealized loss on U.S. dollar denominated accounts receivable. In addition, Pollard experienced a realized foreign exchange gain of \$0.2 million, which was primarily due to foreign currency denominated accounts receivable being converted into Canadian dollars at favorable foreign exchange rates, partially offset by foreign currency denominated accounts payable paid at unfavorable exchange rates.

The 2022 net foreign exchange gain of \$3.1 million consisted of a net unrealized foreign exchange gain of \$2.2 million, primarily a result of the decreased Canadian equivalent value of U.S. dollar denominated accounts payable and long-term debt due to the strengthening of the Canadian dollar relative to the U.S. dollar, which was partially offset by an unrealized loss on U.S. dollar denominated cash and accounts receivable. Also contributing to the 2022 net foreign exchange gain was a realized foreign exchange gain of \$0.9 million, primarily due to foreign currency denominated accounts receivable being converted into Canadian dollars at favorable foreign exchange rates.

## **Adjusted EBITDA**

Adjusted EBITDA increased to \$25.7 million in the fourth quarter of 2023 compared to \$22.4 million in the fourth quarter of 2022. The primary reasons for the increase of \$3.3 million were the increase in gross profit (net of amortization and depreciation) of \$5.6 million and the increase in equity investment income of \$2.7 million. Partially offsetting these increases to Adjusted EBITDA were the increase in administration expenses of \$2.8 million, the increase in selling expenses of \$1.1 million, the reduction in realized foreign exchange gain of \$0.7 million and the increase in other expenses (net of contingent consideration) of \$0.4 million.

## **Interest expense**

Interest expense increased to \$2.6 million in the fourth quarter of 2023 from \$2.3 million in the fourth quarter of 2022, primarily as a result of higher interest rates in 2023 which increased interest expense by \$0.6 million as compared to 2022. Partially offsetting this increase to interest expense was the decrease in interest accretion of \$0.3 million on the discounted contingent consideration liability relating to a previous acquisition.

## **Amortization and depreciation**

Amortization and depreciation totaled \$11.5 million during the fourth quarter of 2023 similar to \$11.6 million during the fourth quarter of 2022.

## **Income taxes**

Income tax expense was \$3.0 million in the fourth quarter of 2023, an effective rate of 21.0%, which was lower than our domestic rate of 27.0% due primarily to the effect of lower income tax rates in foreign jurisdictions and the impact of the capital gains rate.

Income tax recovery was \$0.3 million in the fourth quarter of 2022, an effective rate of (3.3%), which differed from our domestic rate of 27.0% due primarily to the effect of non-taxable amounts, the effect of non-taxable items related to foreign exchange and the effect of lower income tax rates in foreign jurisdictions.

## **Net income**

Net income increased to \$11.3 million in the fourth quarter of 2023 compared to net income of \$10.5 million in the fourth quarter of 2022. The main reasons for the increase of \$0.8 million include the increase in gross profit of \$5.7 million and the increase in equity investment income of \$2.7 million. Partially offsetting these increases to net income were the increase in income tax expense of \$3.3 million, the increase in administration expenses of \$2.8 million, the increase in selling expenses of \$1.1 million, the increase in interest expense of \$0.3 million and the decrease in net foreign exchange gain of \$0.2 million.

Net income per share (basic and diluted) increased to \$0.42 and \$0.41 per share, respectively, in the fourth quarter of 2023 from \$0.39 per share (basic and diluted) in the fourth quarter of 2022.

## Quarterly Information

(unaudited)

(millions of dollars, except for per share amounts)

	Q4 2023	Q3 2023	Q2 2023	Q1 2023	Q4 2022	Q3 2022	Q2 2022	Q1 2022	Q4 2021
Sales <sup>(1)</sup>	\$135.5	\$129.1	\$130.8	\$125.0	\$127.3	\$125.9	\$116.3	\$114.2	\$116.8
Adjusted EBITDA	25.7	24.8	22.1	18.6	22.4	20.2	18.9	19.0	18.7
Net income (loss)	11.3	7.7	7.5	4.8	10.5	(0.2)	2.5	6.4	5.2
Net income (loss) per share - basic	0.42	0.29	0.28	0.18	0.39	(0.01)	0.09	0.24	0.19

(1) Certain comparative figures have been reclassified to conform to the presentation adopted in the current period.

### ***Working Capital***

Net non-cash working capital varies throughout the year based on the timing of individual sales transactions and other investments. The nature of the lottery industry is few individual customers who generally order large dollar value transactions. As such, the change in timing of a few individual orders can significantly impact the amount required to be invested in inventory or receivables at a particular period end. The high value, low volume of transactions results in some significant volatility in non-cash working capital, particularly during a period of changing volumes. Similarly, the timing of the completion of the sales cycle through collection can significantly impact non-cash working capital.

Instant tickets are produced specifically for individual clients resulting in a limited investment in finished goods inventory. Customers are predominantly government agencies, which result in regular payments. There are a limited number of individual customers, and therefore the net investment in working capital is managed on an individual customer by customer basis, without the need for company-wide benchmarks.

The overall impact of seasonality does not have a material impact on the carrying amounts in working capital.

As at December 31, 2023, Pollard's investment in non-cash working capital decreased \$9.7 million compared to December 31, 2022, primarily as a result of a decrease in inventory and an increase to accounts payable and accrued liabilities, partially offset by an increase to prepaids.

	December 31, 2023	December 31, 2022 <sup>(1)</sup>
Working Capital	\$81.8	\$77.8
Total Assets	\$515.7	\$506.7
Total Non-Current Liabilities	\$139.5	\$142.7

(1) Certain comparative figures have been reclassified to conform to the presentation adopted in the current period.

### ***Credit Facility***

Pollard's credit facility was renewed effective December 31, 2021. The credit facility provides loans of up to \$215.0 million for its Canadian operations and US\$14.0 million for its U.S. subsidiaries. The credit facility also includes an accordion feature which can increase the facility by \$50.0 million. The borrowings for the Canadian operations can be denominated in Canadian or U.S. dollars, to a maximum of \$215.0 million Canadian equivalent. Borrowings under the credit facility bear interest at fixed and floating rates based on Canadian and U.S. prime bank rates, banker's acceptances or Secured Overnight Financing Rate ("SOFR"). At December 31, 2023, the outstanding letters of guarantee drawn under the credit facility were \$0.1 million. The remaining balance available for drawdown under the credit facility was \$113.5 million.

Under the terms and conditions of the credit facility agreement Pollard is required to maintain certain financial covenants including our debt service coverage ratio and debt to income before interest, income taxes, amortization, depreciation and certain other items ratio. As at December 31, 2023, Pollard was in compliance with all financial covenants.

Pollard's credit facility is secured by a first security interest in all of the present and after acquired property of Pollard. Under the terms of the agreement the facility is committed for a four-year period, renewable December 31, 2025. Principal payments are not required until maturity. The facility can be prepaid without penalties.

Pollard believes that its credit facility and ongoing cash flow from operations will be sufficient to allow it to meet ongoing requirements for investment in capital expenditures, working capital, dividends and acquisitions.

### ***Economic Development Canada ("EDC") Facility***

Effective November 29, 2023, Pollard renewed its annual agreement with EDC. This agreement provides a €15.0 million facility whereby Pollard can issue qualifying letters of credit against the EDC facility. The facility is guaranteed by a general indemnity from Pollard. As of December 31, 2023, the outstanding letters of credit drawn on this facility were \$14.7 million (€10.1 million). As of December 31, 2022, the outstanding letters of credit drawn on this facility were \$13.5 million (€9.3 million).

### ***Outstanding Share Data***

As at December 31, 2023 and March 5, 2024, outstanding share data was as follows:

Common shares	26,972,669
---------------	------------

### ***Share Options***

Under the Pollard Banknote Limited Stock Option Plan the Board of Directors has the authority to grant options to purchase common shares to eligible persons and to determine the applicable terms. The aggregate maximum number of common shares available for issuance from Pollard's treasury under the Option Plan is 2,354,315 common shares. As at December 31, 2023, the total share options issued and outstanding were 470,000.

## ***Dividends***

On March 5, 2024, the Board of Directors increased the rate of dividend from \$0.04 per quarter per common share to \$0.05 per quarter per common share, declaring a dividend of \$0.05 per common share payable on April 15, 2024, for the quarter ending March 31, 2024.

## **Contractual Obligations**

The following table outlines a schedule by year of contractual obligations outstanding, including related interest payments:

(millions of dollars)	Total	2024	2025	2026	2027	2028 & thereafter
Long-term debt	\$136.5	\$8.3	\$128.2	\$ –	\$ –	\$ –
Leases	19.9	5.5	4.7	3.8	2.9	2.9
Total	\$156.4	\$13.8	\$132.9	\$3.8	\$2.9	\$2.9

## **Pension Obligations**

Pollard sponsors four non-contributory defined benefit pension plans, of which three are final pay plans and one is a flat benefit plan. As of December 31, 2023, the aggregate fair value of the assets of Pollard's defined benefit pension plans was \$91.6 million and the accrued benefit plan obligations were \$94.2 million. Pollard's total annual funding contribution for its defined pension plans in 2024 is expected to be approximately \$3.6 million, compared to \$3.0 million in 2023.

## **Off-Balance Sheet Arrangements**

Aside from our short-term and low value leases, Pollard has no other off-balance sheet arrangements.

## **Related Party Transactions**

### ***The Control Group and affiliates***

Effective December 29, 2023, Pollard Equities Limited, which was jointly controlled by John Pollard, Douglas Pollard and Gordon Pollard, transferred 5,768,386 common shares of Pollard, representing approximately 21.4% of the issued and outstanding common shares of Pollard, equally each to JSP Equities Limited, which is controlled by John Pollard, Park Equities Limited, which is controlled by Gordon Pollard, and Oak Equities Limited, which is controlled by Douglas Pollard (collectively, the "Common Share Transfers"). The purpose of the Common Share Transfers was to reorganize the holdings of common shares by the Pollard family. Prior to giving effect to the Common Share Transfers, Pollard Equities Limited held 17,305,158 common shares representing approximately 64.2% of the issued and outstanding common shares.

In connection with the Common Share Transfers, each of John Pollard, Gordon Pollard, Douglas Pollard, JSP Equities Limited, Park Equities Limited and Oak Equities Limited and their respective shareholders (collectively, the "Control Group"), entered into a shareholders' agreement regarding the common shares of Pollard. Pursuant to the shareholders' agreement, the parties agreed to vote their common shares in the same manner, collectively, as a single block.



During the year ended December 31, 2023, Pollard paid property rent of \$3.0 million (2022 - \$3.3 million) and \$0.5 million (2022 - \$0.2 million) in plane charter costs to affiliates of the Control Group.

During the year ended December 31, 2023, the Control Group paid Pollard \$0.07 million (2022 - \$0.07 million) for accounting and administration fees.

At December 31, 2023, Pollard owed the Control Group and its affiliates \$0.1 million (2022 - \$0.5 million) for rent, expenses and other items. Included within property, plant and equipment and lease liabilities on the consolidated statement of financial position are right-of-use assets and corresponding liabilities for premises leased to Pollard from the Control Group. As at December 31, 2023, the net book value of the right-of-use assets was \$5.5 million (2022 - \$3.5 million) and the present value of the lease liabilities was \$5.5 million (2022 - \$3.7 million).

### ***NeoGames US, LLP and affiliates***

During the year ended December 31, 2023, Pollard reimbursed operating costs and paid software royalties of \$16.7 million (2022 - \$13.8 million) to its iLottery partner. These costs have been recorded in cost of sales and equity investment income.

At December 31, 2023, included in accounts payable and accrued liabilities is a net amount owing to Pollard's iLottery partner of \$4.4 million (2022 - \$3.1 million) for its share of profits and reimbursement of operating costs, net of capital investments.

At December 31, 2023, included in restricted cash and accounts payable and accrued liabilities is an amount owing to Pollard's iLottery partner of \$5.1 million (2022 - \$5.1 million) for funds relating to contractual performance guarantees.

### **Material Accounting Policies and Estimates**

Described in the notes to Pollard's 2023 audited consolidated financial statements are the accounting policies and estimates that Pollard believes are critical to its business. Please refer to note 2 (c) to the audited consolidated financial statements for the year ended December 31, 2023, for a discussion of the significant accounting estimates and judgements.

### **Future Changes in Accounting Policies**

Described in the notes to Pollard's 2023 audited consolidated financial statements are the future accounting standards that Pollard believes are potentially applicable to its business. Please refer to note 4 in the audited consolidated financial statements for the year ended December 31, 2023 for a summary.

### **Industry Risks and Uncertainties**

Pollard is exposed to numerous risks and uncertainties which are described in this MD&A and Pollard's most recent Annual Information Form dated March 5, 2024, which is available under Pollard's profile on SEDAR+ ([www.sedarplus.ca](http://www.sedarplus.ca)).

## **Financial Instruments**

Pollard has exposure to the following risks from its use of financial instruments:

Credit risk  
Liquidity risk  
Currency risk  
Interest rate risk

Pollard's risk management policies are established to identify and analyze the risks, to set appropriate risk limits and controls to monitor risks and adherence to limits. The Audit Committee oversees how management monitors compliance with Pollard's risk management policies and procedures. The Audit Committee is assisted in its oversight role by Internal Audit, who undertakes regular reviews of risk management controls and utilizes the annual risk assessment process as the basis for the annual internal audit plan.

### ***Risk Exposure***

#### Currency risk

Pollard sells a significant portion of its products and services to customers in the United States and to some international customers where sales are denominated in U.S. dollars. In addition, a significant portion of its cost inputs are denominated in U.S. dollars. Pollard also generates revenue in currencies other than the Canadian and U.S. dollar, primarily in Euros.

Translation differences arise when foreign currency monetary assets and liabilities are translated at foreign exchange rates that change over time.

#### Interest rate risk

Pollard is exposed to interest rate risk relating to its fixed and floating rate instruments. Fluctuation in interest rates will have an effect on the valuation and repayment of these instruments.

#### Credit risk

Credit risk is the risk of financial loss if a customer or counterpart to a financial instrument fails to meet its financial obligations.

#### Liquidity risk

Liquidity risk is the risk that Pollard will not be able to meet its financial obligations as they fall due.

### ***Risk Management***

#### Currency risk

Pollard utilizes a number of strategies to mitigate its exposure to currency risk. Five manufacturing facilities are located in the U.S. and a significant amount of cost inputs for all production facilities are denominated in U.S. dollars, offsetting a large portion of the U.S. dollar revenue in a natural hedge.

Translation differences arise when foreign currency monetary assets and liabilities are translated at foreign exchange rates that change over time. As at December 31, 2023, the amount of financial liabilities denominated in U.S. dollars exceeded the amount of financial assets denominated in U.S. dollars by approximately \$86.1 million (2022 - \$71.9 million). A 50 basis point weakening/strengthening in the value of the Canadian dollar relative to the U.S. dollar would result in a decrease/increase in income before taxes of approximately \$0.4 million (2022 - \$0.4 million) for the year ended December 31, 2023.

Pollard also uses financial hedges, including foreign currency contracts, to help manage foreign currency risk. At December 31, 2023, and at December 31, 2022, Pollard had no outstanding foreign currency contracts.

#### Interest rate risk

A 50 basis point decrease/increase in interest rates would result in an increase/decrease in income before income taxes of approximately \$0.6 million for the year ended December 31, 2023 (2022 - \$0.6 million).

#### Credit risk

Credit risk on Pollard's accounts receivable is minimized as accounts receivable are mainly from governments and their agencies. They are generally collected in a relatively short period of time. Credit risk on foreign currency contracts is minimized since the counterparties are restricted to Schedule 1 Canadian financial institutions.

#### Liquidity risk

Pollard's approach is to ensure, as far as possible, that it will always have sufficient liquidity to meet its liabilities when due. The estimated 2024 requirements for capital expenditures, working capital and dividends are expected to be financed from cash flow provided by operating activities and the unused portion of Pollard's credit facility. Pollard enters into contractual obligations in the normal course of business operations.

### **Outlook**

Retail dollar sales of instant tickets in 2023 were steady compared to the sales achieved in 2022, remaining at the high levels attained following the significant growth experienced during 2020-2021. Based on early 2024 data we would expect similar levels of retail sales to be attained in 2024. We continue to see strong underlying consumer demand for these products, particularly in some of the higher value proprietary products and tickets with higher retail price points. Demand for products and services supporting the sale of instant tickets, such as retail dispensers and digital solutions including second chance draws and loyalty programs, are all seeing increased demand as lotteries look to grow the funds they generate for good causes.

The charitable gaming market, including printed products as well as eGaming machines, also experienced positive demand throughout the past year and we anticipate this will continue in 2024, in particular as charities and regulators look to expand digital offerings in these markets. Future opportunities include jurisdictions approving tablet and kiosk-based gaming in social settings to complement the traditional pull tabs and bingo games. Initiatives are under way in our manufacturing group to leverage new equipment and additional staff to increase our production to meet the growing demand.

The iLottery market experienced significant growth during 2023 as product expansion (North Carolina adding eInstants), a number of record jackpots in draw-based games and ongoing organic growth were all factors driving record North American iLottery results. Large Powerball® and Mega Millions® jackpot buildups led to higher sales as well as exposure to and retention of new players for the lotteries. The West Virginia Lottery will add to the market growth in 2024 with the recent award of a new iLottery contract to NPi.

We continue to see more interest from lotteries about iLottery in both greenfield opportunities as well as existing lotteries looking for refreshed solutions, including in the international marketplace. This has led to a number of opportunities to demonstrate our new state-of-the-art omnichannel platform and our game content library. Our internally developed Pollard iLottery solution provides an important complement to the ongoing success of our 50% owned iLottery joint venture. The sales cycle associated with iLottery opportunities is long, however we continue to believe that long term this business will become an increasingly critical important area for more lotteries.

The large inflationary increases to our instant ticket inputs were fully absorbed during 2023. We experienced no further inflationary cost increases during this past year and saw some small decreases in costs toward the end 2023. We are hopeful we will continue to see cost decreases going forward in 2024 and beyond as supply chains have largely returned to pre-pandemic levels of efficiencies.

Our strategy of aggressively repricing our instant ticket contract selling prices began in 2022 and has been very successful over the past two years. We have repriced a majority of our current volumes, however these contracts are negotiated well in advance of their start date resulting in the financial impact being delayed, with the higher prices not fully impacting our revenue until later in 2024.

Our instant ticket volumes are expected to be at similar levels to 2023, lower than the levels of 2021 and 2022. This is due to our continued strategy of not pursuing work which has unacceptable margins due to the higher input costs and selling prices not yet repriced, where our contracts allow us discretion relative to accepting work.

Identifying appropriate acquisition targets continues to be an important strategic initiative. Opportunities to continue to expand our portfolio of products and solutions targeted for lotteries, further enhancing our charitable gaming product offering and distribution channels, and increasing our expertise in digital solutions including additional game content are all being pursued.

Our business continues to generate strong cashflow, which supports our ongoing investment in CAPEX, development of new products like our iLottery platform and the ability to increase our dividend in the first quarter of 2024. Strong cash flow coupled with a conservative approach to our debt levels provides us with significant available resources to pursue our strategic objectives in a sustainable, capital efficient manner.

Our successes in 2023 have laid the foundation for continued financial growth in 2024 including supporting a 25% increase in our dividend. Strong demand continues across all of our main product lines and both the lottery and charitable gaming markets provide us opportunities to profitably grow our business. Our repricing of instant ticket contracts starting in 2022 has been successful and we will continue to see greater positive impacts throughout 2024. Higher selling prices coupled with emerging cost reductions of our inputs should provide improving margins. Opportunities exist throughout the lottery and charitable gaming markets for innovative solutions to support the objective of raising funds for good causes and we are excited about our prospects for growth in 2024.

## **Disclosure Controls and Procedures**

Under National Instrument 52-109, "Certification of Disclosure in Issuers' Annual and Interim Filings," issuers are required to document the conclusions of the Chief Executive Officer and Chief Financial Officer (the "Certifying Officers") regarding the design of the disclosure controls and procedures. Pollard's management, with the participation of the Certifying Officers of Pollard, has concluded that the design of the disclosure controls and procedures as defined in National Instrument 52-109 are designed appropriately and are effective at providing reasonable assurance of achieving the disclosure objectives.

## **Internal Controls over Financial Reporting**

Under National Instrument 52-109, "Certification of Disclosure in Issuers' Annual and Interim Filings," issuers are required to document the conclusions of the Certifying Officers regarding the design of the internal controls over financial reporting. Management used the Internal Control – Integrated Framework published by the Committee of Sponsoring Organizations of the Treadway Commission (COSO 2013) as the control framework in designing its internal controls over financial reporting. Pollard's management, with the participation of the Certifying Officers of Pollard, has concluded that the design of the internal controls over financial reporting as defined in National Instrument 52-109 are designed appropriately and are effective at providing reasonable assurance of achieving the financial reporting objectives.

No changes were made in Pollard's internal control over financial reporting during the year ended December 31, 2023, that have materially affected, or are reasonably likely to materially affect, Pollard's internal control over financial reporting.

## **Additional Information**

Shares of Pollard Banknote Limited are traded on the Toronto Stock Exchange under the symbol PBL.

Additional information relating to Pollard, including the Audited Consolidated Financial Statements and the Annual Information Form for the year ended December 31, 2023, is available on SEDAR+ at [www.sedarplus.ca](http://www.sedarplus.ca).

Pollard Banknote Limited  
140 Otter Street  
Winnipeg, Manitoba R3T 0M8  
(204) 474-2323  
[www.Pollardbanknote.com](http://www.Pollardbanknote.com)





## Management's Report

The accompanying consolidated financial statements and all the information contained in the annual report of Pollard Banknote Limited ("Pollard") are the responsibility of management and have been approved by the Board of Directors of Pollard. Financial and operating data elsewhere in the annual report is consistent with the information contained in the financial statements. The financial statements and all other information have been prepared by management in accordance with Canadian generally accepted accounting principles. The financial statements include some amounts and assumptions based on management's best estimates which have been derived with careful judgment.

In fulfilling its responsibilities, management of Pollard has developed and maintains a system of internal accounting controls. These controls are designed to ensure that the financial records are reliable for preparing the financial statements. The Board of Directors of Pollard carries out its responsibility for the financial statements through the Audit Committee. The Audit Committee reviews Pollard's annual consolidated financial statements and recommends their approval by the Board of Directors. The auditors have full access to the Audit Committee with and without management present.

The consolidated financial statements have been audited by KPMG LLP Chartered Accountants, whose opinion is contained in this annual report.

*"John Pollard"*

JOHN POLLARD  
Co-Chief Executive Officer

*"Robert Rose"*

ROBERT ROSE  
Chief Financial Officer

March 5, 2024

Consolidated Financial Statements of

**POLLARD BANKNOTE  
LIMITED**

Years ended December 31, 2023 and 2022





**KPMG LLP**  
1900 - 360 Main Street  
Winnipeg MB  
R3C 3Z3

Telephone (204) 957-1770  
Fax (204) 957-0808  
www.kpmg.ca

## **INDEPENDENT AUDITOR'S REPORT**

To the Shareholders of Pollard Banknote Limited

### ***Opinion***

We have audited the consolidated financial statements of Pollard Banknote Limited (the "Entity"), which comprise the consolidated statements of financial position as at December 31, 2023 and December 31, 2022, the consolidated statements of income, comprehensive income, changes in equity and cash flows for the years then ended, and notes to the financial statements, including a summary of material accounting policy information (hereinafter referred to as the "financial statements").

In our opinion, the accompanying financial statements present fairly, in all material respects, the consolidated financial position of the Entity as of December 31, 2023 and December 31, 2022, and its consolidated financial performance and its consolidated cash flows for the years then ended in accordance with IFRS Accounting Standards (IFRS).

### ***Basis for Opinion***

We conducted our audit in accordance with Canadian generally accepted auditing standards. Our responsibilities under those standards are further described in the "Auditor's Responsibilities for the Audit of the Financial Statements" section of our auditor's report.

We are independent of the Entity in accordance with the ethical requirements that are relevant to our audit of the financial statements in Canada, and we have fulfilled our other ethical responsibilities in accordance with these requirements.

We believe that the audit evidence we have obtained is sufficient and appropriate to provide a basis for our opinion.

### ***Key Audit Matter***

Key audit matters are those matters that, in our professional judgement, were of most significance in our audit of the financial statements for the year ended December 31, 2023. These matters were addressed in the context of our audit of the financial statements as a whole, and in forming our opinion thereon, and we do not provide a separate opinion on these matters.

We have determined the matters described below to be the key audit matters to be communicated in our auditor's report.



## ***Evaluation of the goodwill impairment analysis for cash generating units***

### ***Description of the matter***

We draw attention to Notes 2(c), 3(l) and 10 to the financial statements. The goodwill balance as of December 31, 2023, was \$110,982 thousand related to the Lotteries, Charitable gaming, eGaming systems and Retail cash generating units and groups of cash generating units (CGUs). The Entity performs goodwill impairment testing at least on an annual basis. This requires an estimation of the recoverable amount of each CGU based on the greater of the “value in use” or “fair value less costs to sell” of the CGU. The determination of each of these amounts require the Entity to make significant estimates and assumptions which include projected revenue and discount rates.

### ***Why the matter is a key audit matter***

We identified the evaluation of the goodwill impairment analysis for the CGUs as a key audit matter. This matter represented an area of significant risk of misstatement given the magnitude of the goodwill balance. This matter required significant auditor judgment in evaluating the results of our audit procedures due to the high degree of estimation uncertainty involved in the Entity’s estimates and assumptions.

### ***How the matter was addressed in the audit***

The primary procedures we performed to address this key audit matter included the following:

We compared the Entity’s historical revenue estimates to actual results to assess the Entity’s ability to accurately project revenue assumptions.

We evaluated the Entity’s projected revenue assumptions by comparing those assumptions to the Entity’s expected growth rates. We took into account changes in conditions and events affecting each CGU to assess the adjustments or lack of adjustments made in arriving at projected revenue.

We involved valuation professionals with specialized skills and knowledge to assist in assessing the discount rates used in the estimated recoverable amounts, by comparing them to discount rate ranges that were independently developed using publicly available information for comparable entities.

### ***Other Information***

Management is responsible for the other information. Other information comprises:

- the information included in Management’s Discussion and Analysis filed with the relevant Canadian Securities Commissions.
- the information, other than the financial statements and the auditor’s report thereon, included in a document likely to be entitled “2023 Annual Report”.



Our opinion on the financial statements does not cover the other information and we do not and will not express any form of assurance conclusion thereon.

In connection with our audit of the financial statements, our responsibility is to read the other information identified above and, in doing so, consider whether the other information is materially inconsistent with the financial statements, or our knowledge obtained in the audit, or otherwise appears to be materially misstated.

We obtained the information included in Management's Discussion and Analysis filed with the relevant Canadian Securities Commissions as at the date of this auditor's report. If, based on the work we have performed on this other information, we conclude that there is a material misstatement of this other information, we are required to report that fact in the auditor's report.

We have nothing to report in this regard.

The information, other than the financial statements and the auditor's report thereon, included in a document likely to be entitled "2023 Annual Report" is expected to be made available to us after the date of this auditor's report. If, based on the work we will perform on this other information, we conclude that there is a material misstatement of this other information, we are required to report that fact to those charged with governance.

### ***Responsibilities of Management and Those Charged with Governance for the Financial Statements***

Management is responsible for the preparation and fair presentation of the financial statements in accordance with IFRS, and for such internal control as management determines is necessary to enable the preparation of financial statements that are free from material misstatement, whether due to fraud or error.

In preparing the financial statements, management is responsible for assessing the Entity's ability to continue as a going concern, disclosing as applicable, matters related to going concern and using the going concern basis of accounting unless management either intends to liquidate the Entity or to cease operations, or has no realistic alternative but to do so.

Those charged with governance are responsible for overseeing the Entity's financial reporting process.

### ***Auditor's Responsibilities for the Audit of the Financial Statements***

Our objectives are to obtain reasonable assurance about whether the financial statements are free from material misstatement, whether due to fraud or error, and to issue an auditor's report that includes our opinion.

Reasonable assurance is a high level of assurance but is not a guarantee that an audit conducted in accordance with Canadian generally accepted auditing standards will always detect a material misstatement when it exists.



Misstatements can arise from fraud or error and are considered material if, individually or in the aggregate, they could reasonably be expected to influence the economic decisions of users taken on the basis of the financial statements.

As part of an audit in accordance with Canadian generally accepted auditing standards, we exercise professional judgment and maintain professional skepticism throughout the audit.

We also:

- Identify and assess the risks of material misstatement of the financial statements, whether due to fraud or error, design and perform audit procedures responsive to those risks, and obtain audit evidence that is sufficient and appropriate to provide a basis for our opinion.

The risk of not detecting a material misstatement resulting from fraud is higher than for one resulting from error, as fraud may involve collusion, forgery, intentional omissions, misrepresentations, or the override of internal control.

- Obtain an understanding of internal control relevant to the audit in order to design audit procedures that are appropriate in the circumstances, but not for the purpose of expressing an opinion on the effectiveness of the Entity's internal control.
- Evaluate the appropriateness of accounting policies used and the reasonableness of accounting estimates and related disclosures made by management.
- Conclude on the appropriateness of management's use of the going concern basis of accounting and, based on the audit evidence obtained, whether a material uncertainty exists related to events or conditions that may cast significant doubt on the Entity's ability to continue as a going concern. If we conclude that a material uncertainty exists, we are required to draw attention in our auditor's report to the related disclosures in the financial statements or, if such disclosures are inadequate, to modify our opinion. Our conclusions are based on the audit evidence obtained up to the date of our auditor's report. However, future events or conditions may cause the Entity to cease to continue as a going concern.
- Evaluate the overall presentation, structure and content of the financial statements, including the disclosures, and whether the financial statements represent the underlying transactions and events in a manner that achieves fair presentation.
- Communicate with those charged with governance regarding, among other matters, the planned scope and timing of the audit and significant audit findings, including any significant deficiencies in internal control that we identify during our audit.
- Provide those charged with governance with a statement that we have complied with relevant ethical requirements regarding independence, and communicate with them all relationships and other matters that may reasonably be thought to bear on our independence, and where applicable, related safeguards.
- Obtain sufficient appropriate audit evidence regarding the financial information of the entities or business activities within the group Entity to express an opinion on the financial statements. We are responsible for the direction, supervision and performance of the group audit. We remain solely responsible for our audit opinion.



- Determine, from the matters communicated with those charged with governance, those matters that were of most significance in the audit of the financial statements of the current period and are therefore the key audit matters. We describe these matters in our auditor's report unless law or regulation precludes public disclosure about the matter or when, in extremely rare circumstances, we determine that a matter should not be communicated in our auditor's report because the adverse consequences of doing so would reasonably be expected to outweigh the public interest benefits of such communication.

*KPMG LLP*

Chartered Professional Accountants

The engagement partner on the audit resulting in this auditor's report is Austin Abas.

Winnipeg, Canada

March 5, 2024

**Pollard Banknote Limited**  
**Consolidated Statements of Financial Position**  
*(In thousands of Canadian dollars)*

	December 31, 2023	December 31, 2022
<b>Assets</b>		
Current assets		
Cash	\$ 3,331	\$ 1,479
Restricted cash	25,985	25,030
Accounts receivable	82,835	84,247
Inventories (note 6)	60,509	62,132
Prepaid expenses and deposits	8,142	6,917
Income taxes receivable	2,401	10,065
<b>Total current assets</b>	<b>183,203</b>	<b>189,870</b>
Non-current assets		
Long-term assets	7,783	3,018
Property, plant and equipment (note 7)	100,530	100,620
Equity investment (note 9)	518	549
Goodwill (note 10)	110,982	111,156
Intangible assets (note 11)	103,931	99,462
Deferred income taxes (note 12)	8,766	1,070
Pension asset (note 14)	–	988
<b>Total non-current assets</b>	<b>332,510</b>	<b>316,863</b>
<b>Total assets</b>	<b>\$ 515,713</b>	<b>\$ 506,733</b>

**Pollard Banknote Limited**  
**Consolidated Statements of Financial Position**  
*(In thousands of Canadian dollars)*

	December 31, 2023	December 31, 2022
<b>Liabilities and Shareholders' Equity</b>		
Current liabilities		
Accounts payable and accrued liabilities	\$ 92,231	\$ 94,460
Dividends payable	1,079	1,077
Income taxes payable	52	8,719
Current portion lease liabilities (note 8)	4,675	6,081
Current portion contract liabilities (note 17)	3,372	1,738
<b>Total current liabilities</b>	<b>101,409</b>	<b>112,075</b>
Non-current liabilities		
Lease liabilities (note 8)	12,872	7,539
Deferred income taxes (note 12)	2,701	12,623
Long-term debt (note 13)	119,687	121,655
Contract liabilities (note 17)	881	421
Other non-current liabilities	767	486
Pension liability (note 14)	2,592	–
<b>Total non-current liabilities</b>	<b>139,500</b>	<b>142,724</b>
Shareholders' equity		
Share capital (note 15)	150,711	149,849
Reserves	4,450	8,913
Retained earnings	119,643	93,172
<b>Total shareholders' equity</b>	<b>274,804</b>	<b>251,934</b>
Commitments and contingencies (note 16)		
<b>Total liabilities and shareholders' equity</b>	<b>\$ 515,713</b>	<b>\$ 506,733</b>

See accompanying notes to consolidated financial statements.

On behalf of the Board:

"Dave Brown" Director

"John Pollard" Director

**Pollard Banknote Limited**  
**Consolidated Statements of Income**  
*(In thousands of Canadian dollars, except for share amounts)*

Years ended December 31

	2023	2022
Sales (note 17)	\$ 520,441	\$ 483,721
Cost of sales	434,624	400,338
Gross profit	85,817	83,383
Administration	58,296	49,976
Selling	20,678	17,393
Equity investment income (note 9)	(39,055)	(22,277)
Other (income) expenses (note 18)	(118)	4,097
Income from operations	46,016	34,194
Finance costs (note 19)	13,404	15,579
Finance income (note 19)	(4,930)	(3,600)
Income before income taxes	37,542	22,215
Income taxes (note 12)		
Current	23,135	9,584
Deferred reduction	(17,011)	(6,646)
	6,124	2,938
Net income	\$ 31,418	\$ 19,277
Net income per share – basic (note 20)	\$ 1.17	\$ 0.72
Net income per share – diluted (note 20)	\$ 1.15	\$ 0.71

See accompanying notes to consolidated financial statements.



**Pollard Banknote Limited**  
**Consolidated Statements of Comprehensive Income**  
*(In thousands of Canadian dollars)*

Years ended December 31

		2023		2022
Net income	\$	31,418	\$	19,277
Other comprehensive income (loss):				
Items that are or may be reclassified to profit and loss:				
Foreign currency translation differences – foreign operations		(4,463)		10,492
Items that will never be reclassified to profit and loss:				
Defined benefit plans remeasurements, net of income taxes (note 12 & note 14)		(1,392)		19,171
Other comprehensive income (loss)		(5,855)		29,663
Comprehensive income	\$	25,563	\$	48,940

See accompanying notes to consolidated financial statements.

**Pollard Banknote Limited**  
**Consolidated Statements of Changes in Equity**  
*(In thousands of Canadian dollars)*

Year ended December 31, 2023

		<b>Share capital</b>	<b>Translation reserve</b>	<b>Retained earnings</b>	<b>Total equity</b>
Balance at December 31, 2022	\$	149,849	8,913	93,172	251,934
Net income		–	–	31,418	31,418
Other comprehensive loss					
Foreign currency translation differences – foreign operations		–	(4,463)	–	(4,463)
Defined benefit plans remeasurements, net of income taxes (note 12 & note 14)		–	–	(1,392)	(1,392)
Total other comprehensive loss	\$	–	(4,463)	(1,392)	(5,855)
Total comprehensive income (loss)	\$	–	(4,463)	30,026	25,563
Issue of common shares (note 15)	\$	862	–	(172)	690
Share based compensation		–	–	927	927
Dividends (note 15)		–	–	(4,310)	(4,310)
Balance at December 31, 2023	\$	150,711	4,450	119,643	274,804

Year ended December 31, 2022

		<b>Share capital</b>	<b>Translation reserve</b>	<b>Retained earnings</b>	<b>Total equity</b>
Balance at December 31, 2021	\$	149,849	(1,579)	58,687	206,957
Net income		–	–	19,277	19,277
Other comprehensive income					
Foreign currency translation differences – foreign operations		–	10,492	–	10,492
Defined benefit plans remeasurements, net of income taxes		–	–	19,171	19,171
Total other comprehensive income	\$	–	10,492	19,171	29,663
Total comprehensive income	\$	–	10,492	38,448	48,940
Share based compensation	\$	–	–	344	344
Dividends		–	–	(4,307)	(4,307)
Balance at December 31, 2022	\$	149,849	8,913	93,172	251,934

See accompanying notes to consolidated financial statements.

**Pollard Banknote Limited**  
**Consolidated Statements of Cash Flows**  
*(In thousands of Canadian dollars)*

Years ended December 31

	2023	2022 <sup>(1)</sup>
Cash increase (decrease)		
Operating activities		
Net income	\$ 31,418	\$ 19,277
Adjustments		
Income taxes expense	6,124	2,938
Amortization and depreciation	44,990	40,982
Interest expense	10,517	8,259
Unrealized foreign exchange (gain) loss	(1,974)	4,465
Equity investment income (note 9)	(39,055)	(22,277)
Pension expense (note 14)	6,347	9,453
Contingent consideration fair value adjustment (note 18)	440	4,559
Interest paid	(9,708)	(5,855)
Income taxes paid	(24,195)	(7,489)
Equity investment distribution (note 9)	39,068	22,349
Pension contributions	(4,681)	(7,083)
Change in contract liabilities	460	421
Change in long-term assets	(4,785)	(388)
Change in non-cash operating working capital (note 22)	9,665	(15,415)
	64,631	54,196
Investing activities		
Additions to property, plant and equipment (note 7)	(14,581)	(14,318)
Acquisitions (note 5)	(13,991)	(15,144)
Additions to intangible assets (note 11)	(23,519)	(18,902)
	(52,091)	(48,364)
Financing activities		
Net proceeds from issue of share capital	690	–
Net borrowings (repayments) of long-term debt (note 13)	(875)	3,174
Change in other non-current liabilities	298	108
Lease principal payments	(6,688)	(6,551)
Deferred financing charges paid (note 13)	(50)	(152)
Dividends paid	(4,310)	(4,307)
	(10,935)	(7,728)
Foreign exchange gain (loss) on cash held in foreign currency	247	(142)
Change in cash position	1,852	(2,038)
Cash position, beginning of year	1,479	3,517
Cash position, end of year	\$ 3,331	\$ 1,479

(1) Certain comparative figures have been reclassified to conform to the presentation adopted in the current period.

See accompanying notes to consolidated financial statements.

# **Pollard Banknote Limited**

## **Notes to Consolidated Financial Statements**

*(In thousands of Canadian dollars, except for share amounts)*

*Years ended December 31, 2023 and 2022*

---

### **1. Reporting entity:**

Pollard Banknote Limited ("Pollard") was incorporated under the laws of Canada on March 26, 2010. The address of Pollard's registered office is 140 Otter Street, Winnipeg, Manitoba, Canada, R3T 0M8.

The consolidated financial statements of Pollard as at and for the year ended December 31, 2023, comprise Pollard, Pollard's subsidiaries and its interest in other entities. Pollard is primarily involved in the manufacture and sale of lottery and charitable gaming products and solutions.

Effective December 29, 2023, Pollard Equities Limited, which was jointly controlled by John Pollard, Douglas Pollard and Gordon Pollard, transferred 5,768,386 common shares of Pollard, representing approximately 21.4% of the issued and outstanding common shares of Pollard, equally each to JSP Equities Limited, which is controlled by John Pollard, Park Equities Limited, which is controlled by Gordon Pollard, and Oak Equities Limited, which is controlled by Douglas Pollard (collectively, the "Common Share Transfers"). The purpose of the Common Share Transfers was to reorganize the holdings of common shares by the Pollard family. Prior to giving effect to the Common Share Transfers, Pollard Equities Limited held 17,305,158 common shares representing approximately 64.2% of the issued and outstanding common shares.

In connection with the Common Share Transfers, each of John Pollard, Gordon Pollard, Douglas Pollard, JSP Equities Limited, Park Equities Limited and Oak Equities Limited and their respective shareholders (collectively, the "Control Group"), entered into a shareholders' agreement regarding the common shares of Pollard. Pursuant to the shareholders' agreement, the parties agreed to vote their common shares in the same manner, collectively, as a single block.

### **2. Basis of preparation:**

(a) Statement of compliance:

These consolidated financial statements have been prepared in accordance with IFRS Accounting Standards ("IFRS").

On March 5, 2024, Pollard's Board of Directors approved these consolidated financial statements.

**Pollard Banknote Limited**  
**Notes to Consolidated Financial Statements (continued)**  
*(In thousands of Canadian dollars, except for share amounts)*

*Years ended December 31, 2023 and 2022*

---

**2. Basis of preparation (continued):**

(b) Basis of preparation:

These consolidated financial statements have been prepared on a historical cost basis, except for the following material items in the statement of financial position:

- The pension liability is recognized as the net total of the fair value of plan assets less the present value of the defined benefit obligation determined using acceptable actuarial practices.
- The contingent consideration liability is recognized at the present value of the expected payments to be made under the agreement.

These statements are presented in Canadian dollars, Pollard's functional currency, and all values are rounded to the nearest thousand (except share and per share amounts) unless otherwise indicated.

Certain comparative figures for the prior period have been reclassified to conform to the presentation adopted in the current period.

(c) Use of estimates and judgments:

The preparation of the consolidated financial statements in conformity with IFRS requires management to make judgments, estimates and assumptions that affect the application of accounting policies and the reported amounts of assets, liabilities, income and expenses.

Estimates and underlying assumptions are reviewed on an ongoing basis. Revisions to estimates are recognized prospectively. Actual results may differ from these estimates.

Information about judgments, assumptions and estimation uncertainties that have a significant risk of resulting in a material adjustment within the next period are as follows:

**Pollard Banknote Limited**  
**Notes to Consolidated Financial Statements (continued)**  
*(In thousands of Canadian dollars, except for share amounts)*

*Years ended December 31, 2023 and 2022*

---

**2. Basis of preparation (continued):**

***Impairment of goodwill:***

Pollard determines whether goodwill is impaired at least on an annual basis. This requires an estimation of the “value in use” or “fair value less costs to sell” of the cash-generating units (“CGUs”), or groups of CGUs, to which goodwill is allocated. Estimating value in use requires Pollard to make estimates of the expected future cash flows from the CGUs, or groups of CGUs, to which goodwill is allocated. Pollard also chooses suitable discount rates in order to calculate the present value of those cash flows. Judgment is required in determining the level at which to test goodwill, including the grouping of CGUs that generate cash inflows. Further details are provided in note 10.

***Employee future benefits:***

Accounting for defined benefit plans requires Pollard to use actuarial assumptions. These assumptions include the discount rate and the rate of compensation increases. These assumptions depend on underlying factors such as economic conditions, government regulations, investment performance, employee demographics and mortality rates. Further details are provided in note 14.

***Income taxes:***

Pollard is required to evaluate the recoverability of deferred income tax assets. This requires an estimate of Pollard’s ability to utilize the underlying future income tax deductions against future taxable income before they expire. In order to evaluate the recoverability of these deferred income tax assets, Pollard must estimate future taxable income. Further details are provided in note 12.

***Leases:***

Upon inception of all leases, Pollard assesses whether it is reasonably certain that lease extension options will be exercised. Pollard also makes assumptions as to the discount rate applied to the lease liability upon recognition. If there is a significant event or change in circumstances within Pollard’s control, these judgments and assumptions could change and may result in material adjustments to right-of-use assets and corresponding lease liabilities. Further details are provided in note 8.

**Pollard Banknote Limited**  
**Notes to Consolidated Financial Statements (continued)**  
*(In thousands of Canadian dollars, except for share amounts)*

*Years ended December 31, 2023 and 2022*

---

**2. Basis of preparation (continued):**

***Acquisition accounting:***

For acquisition accounting purposes, all identifiable assets and liabilities acquired in a business combination are recognized at fair value at the date of acquisition. Estimates and assumptions are used to calculate the fair value of these assets and liabilities. Changes to assumptions could significantly impact the fair values of certain assets, such as intangible assets. Pollard's significant assumptions used in determining the acquisition date fair value of intangible assets include projected revenue and related gross profit, discount rates and projected revenue growth rates.

**3. Material accounting policies:**

The following accounting standard came into effect in 2023:

Amendments to International Accounting Standard ("IAS") 12 – Deferred Tax Related to Assets and Liabilities Arising from a Single Transaction:

In May 2021, the International Accounting Standards Board ("IASB") issued *Deferred Tax Related to Assets and Liabilities Arising from a Single Transaction (Amendments to IAS 12)*. The amendments narrow the scope of the initial recognition exemption ("IRE") so that it does not apply to transactions that give rise to equal and offsetting temporary differences. As a result, companies will need to recognize a deferred tax asset and a deferred tax liability for temporary differences arising on initial recognition of a lease and a decommissioning provision. The amendments were implemented on January 1, 2023. Pollard has determined that the amendments have not had a material impact on its consolidated financial statements.

During 2023 Pollard made an election to change its following accounting policy:

Presentation of Equity Investment Distribution in the Consolidated Statements of Cash Flows (IAS 7):

Effective January 1, 2023, Pollard made an election to change its accounting policy regarding the presentation of distributions received from its equity investment in NeoPollard Interactive, LLC ("NPI") in its consolidated statements of cash flows.

The impact of this change is an increase in cash flows from operating activities of \$39,068 for the year ended December 31, 2023 (2022 – \$22,349), and an offsetting increase in cash flows used for investing activities. This change in presentation in the consolidated statements of cash flows provides more relevant information to the user as it more appropriately classifies these distributions based on the nature of Pollard's investment in NPI. The comparative figures for the prior period have been reclassified to conform to the presentation adopted in the current period.

**Pollard Banknote Limited**  
**Notes to Consolidated Financial Statements (continued)**  
*(In thousands of Canadian dollars, except for share amounts)*

*Years ended December 31, 2023 and 2022*

---

**3. Material accounting policies (continued):**

The accounting policies set out below have been applied consistently to all periods presented in these consolidated financial statements.

(a) Principles of consolidation:

These consolidated financial statements include the accounts of Pollard and all its subsidiaries.

Subsidiaries are entities which are under Pollard's control, where control is defined as the power to govern financial and operating policies of an entity so as to obtain benefits from its activities. Pollard holds 100% of the voting rights in, and therefore controls, its subsidiaries.

---

Significant subsidiaries:	Percent Ownership Interest	
	December 31, 2023	December 31, 2022
Pollard Holdings, Inc.	100	100
Pollard (U.S.) Ltd.	100	100
Pollard Games, Inc.	100	100
Pollard iLottery Inc.	100	100
Diamond Game Enterprises	100	100
Diamond Game Enterprises Canada ULC	100	100
Schafer Systems (2018) Inc.	100	100
Schafer Systems (UK) Limited	100	100
mkodo Limited	100	100
Compliant Gaming, LLC	100	100
Pollard Digital Solutions GmbH	100	100

All inter-company balances and transactions, and any unrealized income and expenses arising from inter-company transactions, have been eliminated.

(b) Business combinations:

Business combinations are accounted for using the acquisition method. The cost of an acquisition is measured as the fair value of the assets and equity instruments given, and liabilities incurred or assumed at the date of exchange.

Acquisition costs for business combinations are expensed as incurred and included in administration expenses. Identifiable assets acquired and liabilities assumed are measured at their fair value at the acquisition date.

The excess of the fair value of consideration transferred over the fair value of the identifiable net assets acquired is recorded as goodwill.



**Pollard Banknote Limited**  
**Notes to Consolidated Financial Statements (continued)**  
*(In thousands of Canadian dollars, except for share amounts)*

*Years ended December 31, 2023 and 2022*

---

**3. Material accounting policies (continued):**

Pollard performs a concentration test to clarify whether a transaction results in an asset or a business acquisition. This is a simplified assessment that results in an asset acquisition if substantially all of the fair value of the gross assets is concentrated in a single identifiable asset or a group of similar identifiable assets.

(c) Restricted cash:

Pollard, under certain contractual arrangements, controls cash that is restricted in use. Pollard records an equal liability classified within accounts payable and accrued liabilities. Restricted cash includes player deposits held for the benefit of one of Pollard's iLottery customers, in addition to funds held for security purposes and certain contractual liabilities. Pollard has excluded changes in the restricted cash and related liability from its calculation of the change in cash position in the statements of cash flows.

(d) Revenue recognition:

Revenue is recognized when a customer obtains control of the goods or services. Pollard determines revenue recognition through the following steps: a) identification of the contract with a customer, b) identification of the performance obligations in the contract, c) determination of the transaction price, d) allocation of the transaction price to the performance obligations in the contract and e) recognition of revenue when Pollard satisfies a performance obligation.

Many of Pollard's contracts have a single performance obligation, including the sale of instant tickets and related products, pull-tab (or break-open) tickets, bingo paper, pull-tab vending machines and gaming machines. The single performance obligation in these contracts is the promise to transfer the individual goods. Revenue is recognized at a point in time when the customer obtains control of a product, which typically takes place when legal title and physical possession of the product is transferred to the customer. These conditions are usually fulfilled upon delivery. However, under certain contracts, Pollard is compensated for its products based on its customers' sales of those products at retail. Pollard has concluded that control transfers to its customers at delivery of the product to the customer. As such, recognition of sales under these contracts occurs upon receipt of shipment. Pollard's sales under these contracts could vary year over year depending on the timing of shipments.

Pollard applies bill and hold sales accounting when products are held on behalf of customers provided all of the following conditions are met as of the reporting date: a) there is a substantive reason for the arrangement, b) the goods are separately identified as belonging to the customer, c) Pollard is no longer able to use the goods or direct the goods to another customer, and d) the goods are currently ready for physical transfer to the customer.

**Pollard Banknote Limited**  
**Notes to Consolidated Financial Statements (continued)**  
*(In thousands of Canadian dollars, except for share amounts)*

*Years ended December 31, 2023 and 2022*

---

**3. Material accounting policies (continued):**

Certain Pollard contracts include multiple performance obligations, including license and royalty sales, iLottery services, loyalty programs, digital and lottery management services, training and consulting. Where such arrangements exist, the transaction price is allocated to the performance obligations based upon the relative fair value of the various elements. The fair values of each element are determined based on the current market price of each of the elements when sold separately. Revenue is then recognized upon satisfaction of each performance obligation.

Where Pollard provides software and related infrastructure, revenue is recognized over time based on the relevant measure of progress of the asset being transferred to the customer. Any amounts recognized as revenue, but not yet billed to the customer, are recorded as contract assets and included within accounts receivable.

Pollard earns revenue from gaming machines and other equipment, and capitalizes the costs of installing gaming equipment. Revenue from the provision of gaming services is generally recognized as a daily fee or as a percentage of revenue generated by the gaming machines. Product support services, maintenance and periodic upgrades revenue is recognized over time as the related services are performed. Labour costs associated with performing routine maintenance on participating gaming machines is expensed as incurred and included in cost of sales.

Contract liabilities consist of customer advances for products or services to be rendered in the future and is recognized as income in future periods.

Volume rebates are accrued and recorded as a reduction to sales based on historical experience and management's expectations regarding future sales volumes.

(e) Inventories:

Raw materials, work-in-process and finished goods are valued at the lower of cost and net realizable value. The cost of raw material inventory is based on its weighted average cost and includes all costs incurred to acquire the materials. In addition to the direct costs of conversion, the cost of work-in-process and finished goods, which Pollard manufactures, also includes an appropriate share of production overheads based on normal operating capacity.

Net realizable value is the estimated selling price in the ordinary course of business, less the estimated costs of completion.

**Pollard Banknote Limited**  
**Notes to Consolidated Financial Statements (continued)**  
*(In thousands of Canadian dollars, except for share amounts)*

*Years ended December 31, 2023 and 2022*

---

**3. Material accounting policies (continued):**

(f) Goodwill:

Goodwill is comprised of the excess sale price over the underlying carrying amount of the net assets sold as at August 5, 2005, as part of the 26.7% of Pollard sold in conjunction with the Initial Public Offering ("IPO") and the excess fair value of the consideration transferred over the fair value of the identifiable net assets acquired of Pollard's subsidiaries.

(g) Intangible assets:

Expenditures related to internally generated intangible assets are recognized as intangible assets only if Pollard can demonstrate that the costs can be measured reliably, the product is technically and commercially feasible, future economic benefits are probable and Pollard has sufficient resources to complete development and to use or sell the asset. Amortization of internally generated intangible assets begins when the development is complete and the asset is available for use.

*Deferred development*

Deferred development consists of the cost of materials, direct labour and related employee benefits that are directly attributable to preparing the asset for its intended use and applicable borrowing costs incurred in respect of qualifying assets. Other development expenditures are expensed as incurred.

Capitalized development expenditures are measured at cost less investment tax credits (including scientific research and experimental development ("SR&ED") credits), accumulated amortization and accumulated impairment losses.

*Computer software and licenses*

Computer software consists of the cost of acquiring, developing and implementing these systems. Development and implementation costs include third party costs as well as direct labour and related employee benefits attributable to the asset. Minimum license fees, incurred in connection with our licensing agreements for our use of third-party brands, are capitalized and amortized over the estimated life of the asset.

Capitalized computer software costs and licenses are measured at cost less investment tax credits (including SR&ED credits), accumulated amortization and accumulated impairment losses.

**Pollard Banknote Limited**  
**Notes to Consolidated Financial Statements (continued)**  
*(In thousands of Canadian dollars, except for share amounts)*

*Years ended December 31, 2023 and 2022*

---

**3. Material accounting policies (continued):**

*Customer assets and patents*

Customer assets and patents that have finite useful lives are measured at cost less accumulated amortization and accumulated impairment losses.

Intangible assets, with finite useful lives, are amortized, on a straight-line basis, over their estimated useful lives as follows:

Asset	Rate
Customer assets	3.5 to 20 years
Patents	Term of patent
Computer software and licenses	2 to 15 years or term of license
Deferred development	5 years

---

Amortization methods, estimated useful lives and residual values are reviewed each annual reporting date and adjusted prospectively, if appropriate.

The carrying value of finite useful life intangibles are reviewed for impairment whenever events or changes in circumstances indicate that the carrying amount of an asset may not be recoverable.

*Trademarks, trade names and brands*

Trademarks, trade names and brands have been deemed to have an indefinite life and are not amortized. Pollard expects to maintain these assets indefinitely and therefore finite useful lives cannot be determined. For purposes of impairment testing, the fair value of the trademarks, trade names and brands are tested for impairment on an annual basis.

(h) Property, plant and equipment:

Property, plant and equipment ("PP&E") are stated at cost less investment tax credits (including SR&ED credits), accumulated depreciation and accumulated impairment losses. Cost includes expenditures that are directly attributable to the acquisition of the asset. The cost of self-constructed assets includes the cost of materials, direct labour and related employee benefits, other costs directly attributable to bringing the assets to working condition for their intended use and borrowing costs incurred in respect to qualifying assets.

**Pollard Banknote Limited**  
**Notes to Consolidated Financial Statements (continued)**  
*(In thousands of Canadian dollars, except for share amounts)*

*Years ended December 31, 2023 and 2022*

---

**3. Material accounting policies (continued):**

Major spare parts are treated as PP&E when they have a useful life greater than a year. Once major spare parts are put in service, they are transferred into equipment and amortized accordingly.

An item of PP&E is derecognized upon disposal or when no future economic benefits are expected from its use or disposal. The gain or loss on disposal of an item of PP&E is determined by comparing the proceeds from disposal with the carrying value of the PP&E and is recognized in the statement of income on a net basis.

The cost of each component of an item of PP&E is depreciated over its estimated useful life on a straight-line basis, commencing the date it is ready for use. Land is not depreciated. The estimated useful lives for the current and comparative periods are as follows:

Asset	Rate
Buildings	10 to 39 years
Leasehold improvements	Term of lease
Equipment	2 to 11 years
Furniture, fixtures and computers	3 to 9 years

---

Depreciation methods, useful lives and residual values are reviewed each annual reporting date and adjusted prospectively, if appropriate.

The carrying value of property, plant and equipment are reviewed for impairment whenever events or changes in circumstances indicate that the carrying amount of an asset may not be recoverable.

(i) Investment in joint venture:

A joint venture is a joint arrangement whereby the parties that have joint control of the arrangement have rights to the net assets of the arrangement, rather than rights to the assets and obligations for the liabilities. Joint control is the agreed sharing of control of an arrangement, which exists only when decisions about the relevant activities require consent of both parties.

The consolidated financial statements include Pollard's 50% share of the income and expenses and equity movements of the entity accounted for under the equity method of accounting. Further details are provided in note 9.

**Pollard Banknote Limited**  
**Notes to Consolidated Financial Statements (continued)**  
*(In thousands of Canadian dollars, except for share amounts)*

*Years ended December 31, 2023 and 2022*

---

**3. Material accounting policies (continued):**

(j) Investment in joint operation:

A joint operation is a joint arrangement whereby the parties that have joint control of the arrangement have rights to the assets, and obligations for the liabilities, relating to the arrangement. Joint control is the contractually agreed sharing of control of an arrangement, which exists only when decisions about the relevant activities require consent of both parties.

The consolidated financial statements include Pollard's interest in the Michigan Lottery iLottery joint operations: its assets, including its 50% share of any assets held jointly; its liabilities, including its 50% share of any liabilities incurred jointly and its 50% share of revenue and expenses.

(k) Financial instruments:

Financial assets are initially measured at fair value. On initial recognition, Pollard classifies its financial assets at either amortized cost, fair value through other comprehensive income ("FVOCI") or fair value through profit or loss ("FVTPL"), depending on its business model for managing the financial assets and the contractual cash flow characteristics of the financial assets. Financial assets are not reclassified subsequent to their initial recognition, unless Pollard changes its business model for managing financial assets. Financial liabilities are classified at amortized cost or FVTPL.

A financial asset is classified as measured at amortized cost if it meets both of the following conditions: a) the asset is held within a business model whose objective is to hold assets to collect contractual cash flows and b) the contractual terms of the financial asset give rise on specified dates to cash flows that are solely payments of principal and interest on the principal outstanding.

A financial asset is classified as measured at FVOCI if it meets both of the following conditions: a) it is held within a business model whose objective is achieved by both collecting contractual cash flows and selling financial assets and b) its contractual terms give rise on specified dates to cash flows that are solely payments of principal and interest on the principal amount outstanding.

All financial assets not classified as measured at amortized cost or FVOCI are measured at FVTPL. This includes all derivative financial assets. On initial recognition, Pollard may irrevocably designate a financial asset that otherwise meets the requirements to be measured at amortized cost or at FVOCI as FVTPL, if doing so eliminates or significantly reduces an accounting mismatch that would otherwise arise.

A financial liability is classified as measured at FVTPL if it is classified as held-for-trading, a derivative, contingent consideration or it is designated as such on initial recognition.

**Pollard Banknote Limited**  
**Notes to Consolidated Financial Statements (continued)**  
*(In thousands of Canadian dollars, except for share amounts)*

*Years ended December 31, 2023 and 2022*

---

**3. Material accounting policies (continued):**

All financial liabilities not measured at FVTPL are classified as measured at amortized cost.

*Hedge accounting*

Pollard sells a significant portion of its products and services to customers in the United States and to some international customers where sales are denominated in U.S. dollars. In addition, a significant portion of its cost inputs are denominated in U.S. dollars. Pollard also generates revenue in currencies other than the Canadian and U.S. dollar, primarily in Euros.

From time to time, Pollard enters into hedging arrangements in order to mitigate this exposure to foreign exchange fluctuations. Pollard determines the existence of an economic relationship between the hedging instrument and hedged item based on the currency, amount and timing of their respective cash flows. An assessment is made whether the derivative designated in each hedging relationship is expected to be and has been effective in offsetting changes in cash flows of the hedged item using the hypothetical derivative method.

The fair value of each contract is included on the consolidated statement of financial position as either a financial asset or liability. Changes in fair value are recorded in either other comprehensive income or the consolidated statement of income, depending on the nature of the hedged item.

If the hedge no longer meets the criteria for hedge accounting or the hedging instrument is sold, expires, is terminated or is exercised, then hedge accounting is discontinued prospectively. When hedge accounting for cash flow hedges is discontinued, the amount that has been accumulated in the hedging reserve remains in equity until, for a hedge of a transaction resulting in recognition of a non-financial item, it is included in the non-financial item's cost on its initial recognition or, for other cash flow hedges, it is reclassified to the consolidated statement of income in the same period or periods as the hedged expected future cash flows affects income or loss. If the hedged future cash flows are no longer expected to occur, the amounts that have been accumulated in the hedging reserve are immediately reclassified to the consolidated statement of income.

**Pollard Banknote Limited**  
**Notes to Consolidated Financial Statements (continued)**  
*(In thousands of Canadian dollars, except for share amounts)*

*Years ended December 31, 2023 and 2022*

---

**3. Material accounting policies (continued):**

(l) Impairment:

*Financial assets*

Pollard applies the simplified approach to providing for expected credit losses, which requires the use of the lifetime expected credit loss provision for all accounts receivable. Expected credit losses are measured as the difference in the present value of the contractual cash flows that are due under the contract and the cash flows that Pollard expects to receive. The expected cash flows reflect all available information, including Pollard's historical experience, the past due status, and forward-looking macroeconomic factors. Further details are provided in note 26 and note 27.

*Non-financial assets*

The carrying amount of Pollard's non-financial assets, other than inventories and deferred income tax assets, are reviewed at each reporting date to determine whether there is an indication that an asset may be impaired. If any such indication exists, or when the annual impairment testing for an asset is required, Pollard estimates the asset's recoverable amount. For goodwill the recoverable amount is estimated as of December 31 each year. An impairment loss is recognized if the carrying amount of an asset, or its related CGU, or group of CGUs, exceeds its estimated recoverable amount.

The recoverable amount of an asset, CGU, or group of CGUs is the greater of its value in use and its fair value less costs to sell. In assessing value in use, the estimated future cash flows are discounted to their present value using a pre-tax discount rate that reflects current market assessments of the time value of money and the risks specific to the asset, CGU, or group of CGUs. Pollard calculates fair values using appropriate valuation techniques, which are generally based on a forecast of expected future cash flows for intangible assets, and on a replacement cost approach, an income-based approach and/or a market-based approach for property, plant and equipment. These valuations are closely related to the assumptions made by management about the future return on the related assets and the discount rate applied.

For the purpose of impairment testing, assets that cannot be tested individually are grouped together into the smallest group of assets that generates cash inflows from continuing use that are largely independent of cash inflows of other assets or CGUs.

Impairment losses are recognized in net income. Impairment losses recognized in respect to CGUs or groups of CGUs are allocated first to reduce the carrying amount of any goodwill allocated, and then to reduce the carrying amounts of the other assets in the CGU or group of CGUs on a pro rata basis. An impairment loss in respect to goodwill is not reversed.



**Pollard Banknote Limited**  
**Notes to Consolidated Financial Statements (continued)**  
*(In thousands of Canadian dollars, except for share amounts)*

*Years ended December 31, 2023 and 2022*

---

**3. Material accounting policies (continued):**

In respect to other assets, impairment losses recognized in prior periods are assessed at each reporting date for any indications that the loss has decreased or no longer exists. An impairment loss is reversed if there has been a change in the estimates used to determine the recoverable amount. An impairment loss can only be reversed to the extent that the asset's carrying value that would have been determined, net of amortization, if no impairment had been recognized.

(m) Share capital:

Common shares are classified as equity. Incremental costs directly attributable to the issue of common shares are recognized as a deduction from equity, net of any tax effects.

(n) Translation of foreign currencies:

The functional currency for each of Pollard's subsidiaries is the currency of the primary economic environment in which the entity operates. Transactions in foreign currencies are translated to the respective functional currencies of each entity within the consolidated group using the exchange rates in effect at the date of the transactions. Monetary assets and liabilities denominated in foreign currencies at the reporting date are translated to the functional currency at the exchange rates prevailing at the end of the reporting period. Non-monetary items measured at historical cost in a foreign currency are translated to the functional currency using the exchange rate prevalent at the date of acquisition. Non-monetary items denominated in foreign currencies that are measured at fair value are translated to the functional currency at the exchange rate prevalent at the date that the fair value was determined.

Foreign currency differences arising from translation are recognized in net income, except for exchange differences arising on the translation of financial instruments qualifying as a cash flow hedge, which are recognized directly in other comprehensive income ("OCI").

The results and financial position of entities within the consolidated group that have a functional currency different from the presentation currency are translated into Canadian dollars as follows: assets and liabilities are translated at the exchange rate prevailing at the end of the reporting period; income and expenses are translated at the average rate for the reporting period; all resulting exchange differences are recognized in OCI.

On disposal of a foreign operation, the deferred cumulative amount recognized in OCI relating to that particular foreign operation is recognized in net income.

**Pollard Banknote Limited**  
**Notes to Consolidated Financial Statements (continued)**  
*(In thousands of Canadian dollars, except for share amounts)*

*Years ended December 31, 2023 and 2022*

---

**3. Material accounting policies (continued):**

(o) Employee benefits:

*Share based compensation*

The grant date fair value of stock options granted to employees is recognized as an expense, with a corresponding increase in equity, over the vesting period of the awards.

*Deferred director compensation*

Deferred director compensation is comprised of cash-settled share-based payments. Deferred share units ("DSU") are granted to eligible directors at the fair value of the common shares at the grant date. The DSUs earn notional dividends, equivalent to actual dividends declared on Pollard's shares. Right to payment of the outstanding DSUs is deferred until termination, retirement or death. The liability associated with the DSUs is recalculated at each reporting date and at settlement. Any change in the fair value of the liability is recognized as an expense within administration expenses in the consolidated statements of income.

*Defined contribution plans*

Pollard maintains four defined contribution plans. The obligation to contribute to these plans is recognized as an employee benefit expense as incurred.

*Defined benefit plans*

Pollard maintains four non-contributory defined benefit pension plans in Canada and the United States, three being final pay plans and one being a flat benefit plan. None of the plans have indexation features.

The costs of Pollard's defined benefit plans are recognized over the period in which employees render service to Pollard in return for the benefits. The defined benefit obligations associated with the plans are actuarially determined using the projected unit credit method pro-rated on service and management's best estimate of salary escalation and retirement ages of employees. The present value of the defined benefit obligations are determined by discounting the estimated future cash outflows using interest rates of high quality corporate bonds that have maturity terms approximating the maturity terms of the related obligation and that are denominated in the currency in which the benefits will be paid. The expected return on pension plan assets is calculated utilizing the discount rate used to measure the defined benefit obligation at the beginning of the annual period.

**Pollard Banknote Limited**  
**Notes to Consolidated Financial Statements (continued)**  
*(In thousands of Canadian dollars, except for share amounts)*

*Years ended December 31, 2023 and 2022*

---

**3. Material accounting policies (continued):**

Past service costs are recognized as an expense on a straight line basis over the average period until the benefits becomes vested. If the benefits have vested, past service costs are recognized in net income immediately.

Remeasurements that arise in calculating the present value of the defined benefit obligation and the fair value of plan assets are recognized immediately in OCI.

Pollard's pension asset is limited to the total of any unrecognized past services costs and the present value of economic benefits available in the form of any future refunds from the plan or reductions in future contributions to the plan. In order to calculate the present value of economic benefits, consideration is given to any minimum funding requirements that apply to Pollard's plans. An economic benefit is available to Pollard if it is realizable during the life of the plan, or on settlement of the plan liabilities.

(p) Income taxes:

Current income tax and deferred income tax are recognized in the statement of income except to the extent that the tax relates to items recognized directly in equity or in OCI. Current income tax is the expected tax payable or receivable on the taxable income or loss for the period and any adjustment to tax payable in respect to previous years. Current income tax expense includes withholding taxes and U.S. state franchise taxes.

Deferred income tax is recorded to reflect the expected future tax consequences of temporary differences between the carrying amounts of assets and liabilities and their tax basis. Deferred income tax assets and liabilities are determined based on the enacted or substantively enacted tax rates, which are expected to be in effect when the underlying items of income and expense are expected to be realized.

Deferred income tax is not recognized for: temporary differences related to investments in subsidiaries to the extent that it is probable that they will not reverse in the foreseeable future, taxable temporary differences arising on the initial recognition of goodwill or temporary differences on the initial recognition of assets or liabilities in a transaction that is not a business combination and that affects neither accounting nor taxable profit or loss.

Deferred income tax assets are reviewed at each reporting date and are reduced to the extent that it is no longer probable that the related tax benefit will be realized.

The effect on deferred income tax assets and liabilities of a change in tax rates is recognized in income in the period that includes the date of enactment or substantive enactment, except if it relates to an item previously recognized in equity, in which case the adjustment is made to equity.

**Pollard Banknote Limited**  
**Notes to Consolidated Financial Statements (continued)**  
*(In thousands of Canadian dollars, except for share amounts)*

*Years ended December 31, 2023 and 2022*

---

**3. Material accounting policies (continued):**

Deferred income tax assets and liabilities are offset when there is a legally enforceable right to offset current income tax liabilities and assets, and they are levied by the same taxation authority on the same taxable entity, or on different tax entities which intend to settle their current income tax assets and liabilities on a net basis.

(q) Provisions:

Provisions are recognized when Pollard has a present legal or constructive obligation as a result of a past event that can be estimated reliably and it is probable that an outflow of economic benefits will be required to settle the obligation.

An onerous contract is a contract in which the unavoidable costs of meeting the obligations under the contract exceed the economic benefits expected to be received under it. If Pollard has a contract that is onerous, the present obligation under the contract shall be recognized and measured as a provision.

If the effect of the time value of money is material, provisions are discounted using a current pre-tax rate that reflects, where appropriate, the risks specific to the liability. Where discounting is used, the increase in the provision due to the passage of time is recognized as a finance cost.

(r) Finance costs and finance income:

Finance costs comprises interest expense on borrowings including amortization of deferred financing costs, interest expense on lease liabilities, accretion of contingent consideration, mark-to-market losses on foreign exchange contracts and net foreign exchange losses.

Borrowing costs that are not directly attributable to the acquisition, construction or production of an asset, that necessarily takes a substantial period of time to get ready for its intended use or sale, are expensed in the period incurred using the effective interest method.

Finance income comprises mark-to-market gains on foreign exchange contracts and net foreign exchange gains.

(s) Leases:

At inception of a contract, Pollard assesses whether a contract is, or contains, a lease. A contract is, or contains, a lease if the contract conveys the right to control the use of an identified asset for a period of time in exchange for consideration.

**Pollard Banknote Limited**  
**Notes to Consolidated Financial Statements (continued)**  
*(In thousands of Canadian dollars, except for share amounts)*

*Years ended December 31, 2023 and 2022*

---

**3. Material accounting policies (continued):**

Pollard recognizes a right-of-use asset and a lease liability at the lease commencement date. The right-of-use asset is initially measured at cost, which comprises the initial amount of the lease liability adjusted for any lease payments made at or before the commencement date, plus any direct costs incurred and an estimate of costs to dismantle and remove the underlying asset or to restore the underlying asset or the site on which it is located, less any lease incentives received.

The right-of-use asset is subsequently depreciated using the straight-line method from the commencement date to the earlier of the end of the useful life of the right-of-use asset or the end of the lease term.

The estimated useful lives of right-of-use assets are determined on the same basis as those of property, plant and equipment. The right-of-use asset is subsequently measured at cost less any accumulated depreciation and impairment losses.

The lease liability is initially measured at the present value of the lease payments that are not paid at the commencement date, discounted using the interest rate implicit in the lease or, if that rate cannot be readily determined, Pollard's incremental borrowing rate. Generally, Pollard uses its incremental borrowing rate as the discount rate.

The lease liability is measured at amortized cost using the effective interest method. It is remeasured when there is a change in future lease payments arising from a change in an index or rate, a change in Pollard's estimate of the amount expected to be payable under a residual value guarantee, or as appropriate, changes in the assessment of whether a purchase or extension option is reasonably certain to be exercised or a termination option is reasonably certain not to be exercised.

Pollard presents right-of-use assets in "property, plant and equipment" on the statement of financial position.

Pollard accounts for short-term and low value leases by applying the recognition exemption available under IFRS 16.

Pollard's leases are for offices, manufacturing facilities, production equipment and office equipment.

**Pollard Banknote Limited**  
**Notes to Consolidated Financial Statements (continued)**  
*(In thousands of Canadian dollars, except for share amounts)*

*Years ended December 31, 2023 and 2022*

---

**4. Future accounting standards:**

(a) Amendments to IAS 1 – Classification of Liabilities as Current or Non-current:

In January 2020, the IASB issued amendments to IAS 1 *Presentation of Financial Statements* to clarify the classification of liabilities as current or non-current. For the purposes of non-current classification, the amendments removed the requirement for a right to defer settlement or roll over of a liability for at least twelve months to be unconditional. The 2020 amendments also clarify how a company classifies a liability that includes a counterparty conversion option.

In October 2022, the IASB issued *Non-current Liabilities with Covenants (Amendments to IAS 1)*, to improve the information a company provides about long-term debt with covenants. The Amendments reconfirmed that only covenants with which a company must comply on or before the reporting date affect the classification of a liability as current or non-current. Covenants with which a company must comply after the reporting date do not affect liability classification as at that date.

The amendments are effective for annual periods beginning on or after January 1, 2024. Pollard does not expect the amendments to have a significant impact on the consolidated financial statements upon adoption.

(b) Amendments to IFRS 16 – Lease Liability in a Sale and Leaseback:

In September 2022, the IASB issued *Lease Liability in a Sale and Leaseback (Amendments to IFRS 16)*. The amendments introduce a new accounting model which impacts how a seller-lessee accounts for variable lease payments that arise in a sale-and-leaseback transaction. The amendments clarify that on initial recognition, the seller-lessee includes variable lease payments when it measures a lease liability arising from a sale-and-leaseback transaction and after initial recognition, the seller-lessee applies the general requirements for subsequent accounting of the lease liability such that it recognizes no gain or loss relating to the right of use it retains. The amendments need to be applied retrospectively.

The amendments are effective for annual periods beginning on or after January 1, 2024. Pollard does not expect the amendments to have a significant impact on the consolidated financial statements upon adoption.

(c) Amendments to IAS 21 – The Effects of Changes in Foreign Exchange Rates:

In August 2023, the IASB issued *Lack of Exchangeability (Amendments to IAS 21)*, to clarify when a currency is exchangeable into another currency and how a company estimates a spot rate when a currency lacks exchangeability. The amendments clarify that a currency is exchangeable into another currency when a company is able to exchange that currency for the other currency at the measurement date and for a specified purpose.

**Pollard Banknote Limited**  
**Notes to Consolidated Financial Statements (continued)**  
*(In thousands of Canadian dollars, except for share amounts)*

*Years ended December 31, 2023 and 2022*

---

**4. Future accounting standards (continued):**

The amendments also clarify that when a currency is not exchangeable, a company needs to estimate a spot rate. A company's objective when estimating a spot rate is only that it reflects the rate at which an orderly exchange transaction would take place at the measurement date between market participants under prevailing economic conditions. When estimating a spot rate a company can use an observable exchange rate without adjustment, or another estimation technique.

The amendments are effective for annual periods beginning on or after January 1, 2025. Pollard is currently assessing the impact of the amendments on the consolidated financial statements.

**5. Acquisitions:**

On August 1, 2023, Pollard acquired 100% of the equity of a distributor of charitable gaming products. The acquisition has been accounted for using the acquisition method. The total purchase price including the estimated amount of contingent consideration is \$1,508, of which \$1,017 was paid in 2023. Included in the net assets acquired is \$548 of intangible assets related to customer assets and \$729 of goodwill. As at December 31, 2023, Pollard had accrued \$248 within current liabilities and \$229 within non-current liabilities related to the contingent consideration.

At December 31, 2023, the acquisition accounting was finalized.

During 2023, Pollard paid contingent consideration related to previous acquisitions of \$12,974.

**Pollard Banknote Limited**  
**Notes to Consolidated Financial Statements (continued)**  
*(In thousands of Canadian dollars, except for share amounts)*

*Years ended December 31, 2023 and 2022*

**6. Inventories:**

	December 31, 2023	December 31, 2022
Raw materials	\$ 28,315	\$ 28,261
Work-in-process	2,812	1,601
Finished goods	29,382	32,270
	<u>\$ 60,509</u>	<u>\$ 62,132</u>

During 2023, Pollard recorded inventory write-downs of \$2,116 representing an increase in the obsolescence reserves and write-downs of \$531 due to changes in foreign exchange rates.

During 2022, Pollard recorded inventory write-downs of \$1,055 representing an increase in the obsolescence reserves, and reversals of previous write-downs of \$414 due to changes in foreign exchange rates.

The cost of sales reflects the costs of inventory including direct material, direct labour and manufacturing overheads.



**Pollard Banknote Limited**  
**Notes to Consolidated Financial Statements (continued)**  
*(In thousands of Canadian dollars, except for share amounts)*

Years ended December 31, 2023 and 2022

**7. Property, plant and equipment:**

Cost	Land	Buildings	Leasehold improvements	Equipment	Furniture, fixtures and computers	Assets in progress & spare parts	Total
Balance at January 1, 2022	\$ 2,129	50,118	6,296	213,749	10,372	16,944	299,608
Additions/net transfers	–	1,777	45	16,190	379	(812)	17,579
Disposals	–	(1,083)	–	(849)	(20)	–	(1,952)
Effect of movements in exchange rates	56	1,143	98	2,674	83	274	4,328
Balance at December 31, 2022	\$ 2,185	51,955	6,439	231,764	10,814	16,406	319,563
Acquisitions	–	74	–	–	–	–	74
Additions/net transfers	–	10,397	174	15,197	1,011	(1,599)	25,180
Disposals	–	(10,551)	–	(8,762)	(7)	–	(19,320)
Effect of movements in exchange rates	(24)	(388)	(33)	(1,138)	(18)	(145)	(1,746)
Balance at December 31, 2023	\$ 2,161	51,487	6,580	237,061	11,800	14,662	323,751

Accumulated depreciation	Land	Buildings	Leasehold improvements	Equipment	Furniture, fixtures and computers	Assets in progress & spare parts	Total
Balance at January 1, 2022	\$ –	22,032	3,761	163,138	6,087	–	195,018
Depreciation for the year	–	6,896	439	15,403	868	–	23,606
Disposals	–	(1,083)	–	(849)	(20)	–	(1,952)
Effect of movements in exchange rates	–	519	66	1,635	51	–	2,271
Balance at December 31, 2022	\$ –	28,364	4,266	179,327	6,986	–	218,943
Depreciation for the year	–	6,861	439	16,357	873	–	24,530
Disposals	–	(10,551)	–	(8,762)	(7)	–	(19,320)
Effect of movements in exchange rates	–	(210)	(22)	(696)	(4)	–	(932)
Balance at December 31, 2023	\$ –	24,464	4,683	186,226	7,848	–	223,221

Carrying amounts	Land	Buildings	Leasehold improvements	Equipment	Furniture, fixture and computers	Assets in progress & spare parts	Total
At December 31, 2022	\$ 2,185	23,591	2,173	52,437	3,828	16,406	100,620
At December 31, 2023	\$ 2,161	27,023	1,897	50,835	3,952	14,662	100,530

During 2023, Pollard disposed of a fully depreciated right-of-use asset relating to a leased building in the amount of \$10,551.

**Pollard Banknote Limited**  
**Notes to Consolidated Financial Statements (continued)**  
*(In thousands of Canadian dollars, except for share amounts)*

*Years ended December 31, 2023 and 2022*

**8. Leases:**

Pollard's leases are for offices, manufacturing facilities, production equipment and office equipment.

Pollard presents right-of-use assets in "property, plant and equipment" on the consolidated statement of financial position. The following tables present continuity schedules of Pollard's right-of-use assets by asset class:

		Buildings	Equipment	Total
Balance at January 1, 2022	\$	14,537	1,191	15,728
Additions		2,414	847	3,261
Depreciation		(5,891)	(723)	(6,614)
Effect of movements in exchange rates		218	(1)	217
Balance at December 31, 2022	\$	11,278	1,314	12,592
Acquisitions		74	–	74
Additions		10,359	240	10,599
Depreciation		(5,884)	(598)	(6,482)
Effect of movements in exchange rates		(25)	(1)	(26)
Balance at December 31, 2023	\$	15,802	955	16,757

Pollard's total cash outflows, principal and interest relating to its lease obligations classified under IFRS 16 *Leases* for the year ended December 31, 2023 were \$7,239 (2022 – \$6,946).

Pollard's interest expenses incurred relating to its lease obligations classified under IFRS 16 *Leases* for the year ended December 31, 2023 were \$551 (2022 – \$395).

The following is a schedule of lease payment commitments outstanding relating to lease obligations classified under IFRS 16:

2024	\$	5,502
2025		4,735
2026		3,849
2027		2,901
2028 and thereafter		2,946
Total undiscounted cash flows	\$	19,933
Discounting		(2,386)
Total discounted cash flows	\$	17,547
Less: current portion lease liabilities		(4,675)
Lease liabilities	\$	12,872

**Pollard Banknote Limited**  
**Notes to Consolidated Financial Statements (continued)**  
*(In thousands of Canadian dollars, except for share amounts)*

Years ended December 31, 2023 and 2022

**9. Equity investment:**

*NeoPollard Interactive, LLC*

Pollard, in conjunction with NeoGames US, LLP, operates NPi. The entity was established to provide iLottery services in the United States and Canada, excluding the Michigan Lottery.

	December 31, 2023		December 31, 2022	
Investment in equity accounted entity				
Balance, beginning of year	\$	549	\$	585
Investment distribution		(39,068)		(22,349)
Equity income		39,055		22,277
Effects of movements in exchange rates		(18)		36
Balance, end of year	\$	518	\$	549

	December 31, 2023		December 31, 2022	
Net Assets				
Current assets	\$	51,677	\$	34,872
Non-current assets		1,282		1,762
Total	\$	52,959	\$	36,634
Current liabilities	\$	51,923	\$	35,400
Non-current liabilities		–		137
Total	\$	51,923	\$	35,537
Net assets – 100%	\$	1,036	\$	1,097
Attributable to Pollard – 50%	\$	518	\$	549

At December 31, 2023, included in the current assets of NPi is restricted cash relating to amounts held on behalf of iLottery customers of \$26,238 (2022 – \$16,040). There is an offsetting liability included in current liabilities.

	2023		2022	
Interest in equity accounted entity				
Revenue – 100%	\$	160,454	\$	110,162
Revenue – attributable to Pollard – 50%	\$	80,227	\$	55,081
Comprehensive income – 100%	\$	78,110	\$	44,554
Comprehensive income – attributable to Pollard – 50%	\$	39,055	\$	22,277

At December 31, 2023, included in the accounts receivable in the statement of financial position is a net amount owed from NPi of \$6,285 (2022 – \$4,936).

**Pollard Banknote Limited**  
**Notes to Consolidated Financial Statements (continued)**  
*(In thousands of Canadian dollars, except for share amounts)*

*Years ended December 31, 2023 and 2022*

**9. Equity investment (continued):**

*Michigan iLottery*

Pollard and NeoGames US, LLP operate the iLottery operation for the Michigan Lottery under a separate joint operating agreement. Pollard recognizes its interest in the joint operation by including its assets, including its 50% share of any assets held jointly, its liabilities, including its 50% share of any liabilities incurred jointly and its 50% share of revenue and expenses.

**10. Goodwill:**

	December 31, 2023	December 31, 2022
Balance, beginning of year	\$ 111,156	\$ 108,175
Acquisitions (note 5)	729	–
Effects of movements in exchange rates	(903)	2,981
<b>Balance, end of year</b>	<b>\$ 110,982</b>	<b>\$ 111,156</b>

**Impairment assessment methodology**

Pollard performs its annual goodwill impairment tests as at December 31. Goodwill has been allocated as follows to Pollard's CGUs and groups of CGUs:

	December 31, 2023	December 31, 2022
Lotteries	\$ 57,928	\$ 57,563
Charitable gaming	13,097	13,444
eGaming systems	28,566	28,575
Retail	11,391	11,574
<b>Total</b>	<b>\$ 110,982</b>	<b>\$ 111,156</b>

For each acquisition an assessment is performed to determine if the acquired entity should be its own CGU or become part of an existing CGU.

For each CGU, or group of CGUs, the recoverable amounts have been determined based on a value in use calculation using cash flow projections from financial forecasts approved by senior management. These forecasts cover a period of five years and reflect an estimate of a terminal value. Included in these forecasts is an assumption of certain growth rates which was based on historical trends and expected future performance.

**Pollard Banknote Limited**  
**Notes to Consolidated Financial Statements (continued)**  
*(In thousands of Canadian dollars, except for share amounts)*

*Years ended December 31, 2023 and 2022*

---

**10. Goodwill (continued):**

The calculation of value in use for the CGUs, or groups of CGUs described above are most sensitive to the following key assumptions on which management has based its cash flow projections to undertake impairment testing of goodwill:

- Revenue and related gross profit
- Foreign exchange rates
- Discount rates
- Growth rates

*Revenue and related gross profit*

Projected cash flows from revenue assumes the continuation of recent historical trends adjusted for expected new contract wins, anticipated contract renewal pricing changes and the expected impact of sales initiatives in conjunction with certain production efficiencies that are being developed or are expected to be developed.

*Foreign exchange rates*

A significant portion of revenue is denominated in U.S. dollars and Euros, partially offset by U.S. dollar denominated costs. In addition, certain financial assets and liabilities are denominated in U.S. currency. Projected cash flows assume an estimated exchange rate between Canadian dollars to U.S. dollars and Euros based on expected exchange rates during the forecast period.

*Discount rates*

Discount rates were calculated based on the estimated cost of equity capital and debt capital considering data and factors relevant to the economy, the industry and the CGUs, and groups of CGUs. These costs were then weighted in terms of a typical industry capital structure to arrive at an estimated weighted average cost of capital. The after-tax discount rates applied to the cash flow projections for the CGUs and groups of CGUs described above were as follows:

Lotteries	12.0%
Charitable gaming	12.0%
eGaming systems	21.0%
Retail	14.7%

*Growth rates*

Growth rates are based on estimated sustainable long-term growth rates of the CGUs and groups of CGUs. A terminal value growth rate of 2% was applied in the value in use calculations for all of the above CGUs and groups of CGUs.

**Pollard Banknote Limited**  
**Notes to Consolidated Financial Statements (continued)**  
*(In thousands of Canadian dollars, except for share amounts)*

Years ended December 31, 2023 and 2022

**10. Goodwill (continued):**

Management believes that any reasonable possible change in any of the key assumptions on which the recoverable amounts of the CGUs, or groups of CGUs, are based would not cause the unit's carrying amounts to exceed its recoverable amount.

**11. Intangible assets:**

Cost	Customer assets	Patents	Trademarks and brands	Deferred development	Computer software and licenses	Total
Balance at January 1, 2022	\$ 65,691	6,970	5,597	1,793	75,217	155,268
Additions (net of investment tax credits)	–	80	10	–	231	321
Additions – internally developed (net of investment tax credits)	–	–	–	–	18,581	18,581
Disposals	–	–	–	–	(53)	(53)
Effect of movements in exchange rates	2,292	29	232	–	2,368	4,921
Balance at December 31, 2022	\$ 67,983	7,079	5,839	1,793	96,344	179,038
Acquisitions (note 5)	548	–	–	–	–	548
Additions (net of investment tax credits)	–	82	–	–	–	82
Additions – internally developed (net of investment tax credits)	–	–	–	–	23,437	23,437
Effect of movements in exchange rates	(826)	(7)	(76)	–	(510)	(1,419)
Balance at December 31, 2023	\$ 67,705	7,154	5,763	1,793	119,271	201,686

**Pollard Banknote Limited**  
**Notes to Consolidated Financial Statements (continued)**  
*(In thousands of Canadian dollars, except for share amounts)*

*Years ended December 31, 2023 and 2022*

**11. Intangible assets (continued):**

Accumulated amortization	Customer assets	Patents	Trademarks and brands	Deferred development	Computer software and licenses	Total
Balance at January 1, 2022	\$ 33,162	5,556	–	1,588	20,657	60,963
Amortization for the year	5,689	180	–	120	10,722	16,711
Disposals	–	–	–	–	(53)	(53)
Effect of movements in exchange rates	969	25	–	–	961	1,955
Balance at December 31, 2022	\$ 39,820	5,761	–	1,708	32,287	79,576
Amortization for the year	6,216	184	–	85	12,527	19,012
Effect of movements in exchange rates	(446)	(11)	–	–	(376)	(833)
Balance at December 31, 2023	\$ 45,590	5,934	–	1,793	44,438	97,755

Carrying amounts	Customer assets	Patents	Trademarks and brands	Deferred development	Computer software and licenses	Total
At December 31, 2022	\$ 28,163	1,318	5,839	85	64,057	99,462
At December 31, 2023	\$ 22,115	1,220	5,763	–	74,833	103,931

Amortization of intangible assets in 2023 of \$19,012 (2022 – \$16,711), was included in cost of sales.

As at December 31, 2023, the weighted average remaining useful life of customer assets was 6.0 years and the weighted average remaining useful life of computer software and licenses was 4.6 years for those assets being amortized.

**Pollard Banknote Limited**  
**Notes to Consolidated Financial Statements (continued)**  
*(In thousands of Canadian dollars, except for share amounts)*

Years ended December 31, 2023 and 2022

**12. Income taxes:**

**Income tax expense**

	2023		2022	
Current	\$	23,135	\$	9,584
Deferred reduction		(17,011)		(6,646)
<b>Total</b>	<b>\$</b>	<b>6,124</b>	<b>\$</b>	<b>2,938</b>

**Income tax recognized in other comprehensive income (loss)**

	Amount before tax	Tax expense	2023 Amount net of tax	Amount before tax	Tax benefit	2022 Amount net of tax
Defined benefit plans remeasurements gain (loss)	\$ (1,930)	538	(1,392)	\$ 26,054	(6,883)	19,171

**Reconciliation of effective tax rate**

	2023		2022	
Net income for the year	\$	31,418	\$	19,277
Total income tax expense		6,124		2,938
Income before income taxes	\$	37,542	\$	22,215
Income tax using Pollard's domestic tax rate	27.0%	\$ 10,137	27.0%	\$ 5,998
Effect of tax rates in foreign jurisdictions	(7.7%)	(2,908)	(7.9%)	(1,759)
Non-taxable amounts	(1.6%)	(602)	(2.8%)	(620)
Non-deductible items relating to acquisitions	0.3%	127	0.0%	–
Change in enacted United Kingdom corporate tax rates	0.0%	–	2.5%	549
Other items	(1.8%)	(667)	(5.5%)	(1,209)
Effect of non-taxable items related to foreign exchange	0.1%	37	(0.1%)	(21)
	<b>16.3%</b>	<b>\$ 6,124</b>	<b>13.2%</b>	<b>\$ 2,938</b>



**Pollard Banknote Limited**  
**Notes to Consolidated Financial Statements (continued)**  
*(In thousands of Canadian dollars, except for share amounts)*

Years ended December 31, 2023 and 2022

**12. Income taxes (continued):**

**Deferred income tax assets and liabilities**

*Recognized deferred income tax assets and liabilities*

Deferred income tax assets and liabilities are attributable to the following:

	Assets		Liabilities		Net	
	2023	2022	2023	2022	2023	2022
Property, plant and equipment	\$ 228	–	\$ (17,176)	(16,395)	\$ (16,948)	(16,395)
Intangible assets	8,337	5,981	(4,975)	(7,069)	3,362	(1,088)
Inventories	844	715	–	–	844	715
Employee benefits	1,796	1,419	–	(783)	1,796	636
Unrealized foreign exchange (gains) and losses	497	778	(365)	(106)	132	672
Unused tax losses	16,264	3,365	–	–	16,264	3,365
Contract liabilities	555	178	(434)	(386)	121	(208)
Other	688	777	(194)	(27)	494	750
<b>Tax assets (liabilities)</b>	<b>\$ 29,209</b>	<b>13,213</b>	<b>\$ (23,144)</b>	<b>(24,766)</b>	<b>\$ 6,065</b>	<b>(11,553)</b>

*Movement in temporary differences during the year*

	January 1, 2023	Recognized in net income	Recognized in other comprehensive income (loss)	Balance December 31, 2023
Property, plant and equipment	\$ (16,395)	(553)	–	(16,948)
Intangible assets	(1,088)	4,450	–	3,362
Inventories	715	129	–	844
Employee benefits	636	622	538	1,796
Unrealized foreign exchange (gains) and losses	672	(540)	–	132
Unused tax losses	3,365	12,899	–	16,264
Contract liabilities	(208)	329	–	121
Other	750	(256)	–	494
<b>Tax assets (liabilities)</b>	<b>\$ (11,553)</b>	<b>17,080</b>	<b>538</b>	<b>6,065</b>

**Pollard Banknote Limited**  
**Notes to Consolidated Financial Statements (continued)**  
*(In thousands of Canadian dollars, except for share amounts)*

*Years ended December 31, 2023 and 2022*

**12. Income taxes (continued):**

	January 1, 2022	Recognized in net income	Recognized in other comprehensive income (loss)	Balance December 31, 2022
Property, plant and equipment	\$ (14,935)	(1,460)	–	(16,395)
Intangible assets	(6,968)	5,880	–	(1,088)
Inventories	466	249	–	715
Employee benefits	6,631	888	(6,883)	636
Unrealized foreign exchange (gains) and losses	(380)	1,052	–	672
Unused tax losses	3,696	(331)	–	3,365
Contract liabilities	(270)	62	–	(208)
Other	648	102	–	750
<b>Tax assets (liabilities)</b>	<b>\$ (11,112)</b>	<b>6,442</b>	<b>(6,883)</b>	<b>(11,553)</b>

*Recognized in the consolidated statements of comprehensive income as follows:*

	2023	2022
Deferred reduction	\$ (17,011)	\$ (6,646)
Finance income (costs)	(69)	204
	<b>\$ (17,080)</b>	<b>\$ (6,442)</b>

Amounts included in finance income relate to unrealized foreign exchange.

During 2023, Pollard recognized the tax effect of \$61,497 of tax losses available for carryforward, resulting in deferred tax assets of \$16,264. Based on management's estimates of future taxable profits and available tax planning strategies, management has assessed it is probable that future taxable profits will be available against which these deferred tax assets can be utilized.

As at December 31, 2023, Pollard had \$97,588 in unused tax losses for which no deferred tax asset has been recognized, arising from the acquisition of Pollard Digital Solutions GmbH.

**Pollard Banknote Limited**  
**Notes to Consolidated Financial Statements (continued)**  
*(In thousands of Canadian dollars, except for share amounts)*

Years ended December 31, 2023 and 2022

**13. Long-term debt:**

	December 31, 2023	December 31, 2022
Credit facility, interest of 6.8% to 8.7% payable monthly, maturing 2025	\$ 119,944	\$ 122,058
Deferred financing charges, net of amortization	(257)	(403)
	<b>\$ 119,687</b>	<b>\$ 121,655</b>

	Credit facility	Deferred financing	Total
Balance at January 1, 2023	\$ 122,058	(403)	121,655
Net repayments	(875)	–	(875)
Deferred financing charges paid	–	(50)	(50)
Total changes from financing cash flows	(875)	(50)	(925)
Effect of movements in exchange rates	(1,239)	–	(1,239)
Amortization of deferred financing charges	–	196	196
Total other changes	(1,239)	196	(1,043)
Balance at December 31, 2023	\$ 119,944	(257)	119,687

	Credit facility	Deferred financing	Total
Balance at January 1, 2022	\$ 115,804	(674)	115,130
Net proceeds	3,174	–	3,174
Deferred financing charges paid	–	(152)	(152)
Total changes from financing cash flows	3,174	(152)	3,022
Effect of movements in exchange rates	3,080	–	3,080
Amortization of deferred financing charges	–	423	423
Total other changes	3,080	423	3,503
Balance at December 31, 2022	\$ 122,058	(403)	121,655

**Pollard Banknote Limited**  
**Notes to Consolidated Financial Statements (continued)**  
*(In thousands of Canadian dollars, except for share amounts)*

*Years ended December 31, 2023 and 2022*

---

**13. Long-term debt (continued):**

(a) Credit facility:

Effective December 31, 2021, Pollard renewed its credit facility. The credit facility provides loans of up to \$215,000 for its Canadian operations and US\$14,000 for its U.S. subsidiaries. The credit facility also includes an accordion feature which can increase the facility by \$50,000. The borrowings for the Canadian operations can be denominated in Canadian or U.S. dollars, to a maximum of \$215,000 Canadian equivalent. Borrowings under the credit facility bear interest at fixed and floating rates based on Canadian and U.S. prime bank rates, banker's acceptances or Secure Overnight Financing Rate ("SOFR"). At December 31, 2023, the outstanding letters of guarantee drawn under the credit facility were \$73 (2022 – \$88).

Included in the total credit facility balance is a U.S. dollar denominated balance of US\$35,400 (2022 – US\$35,400). As of December 31, 2023, Pollard had unused credit facility available of \$113,464 (2022 – \$111,824).

Under the terms and conditions of the credit facility agreement Pollard is required to maintain certain financial covenants including our debt service coverage ratio and debt to income before interest, income taxes, amortization, depreciation and certain other items ratio. As at December 31, 2023, Pollard is in compliance with all financial covenants.

Pollard's credit facility is secured by a first security interest in all of the present and after acquired property of Pollard. Under the terms of the agreement the facility is committed for a four-year period, renewable December 31, 2025. Principal payments are not required until maturity. The facility can be prepaid without penalties.

(b) Economic Development Canada ("EDC") facility:

Effective November 29, 2023, Pollard renewed its annual agreement with EDC. This agreement provides a €15,000 facility whereby Pollard can issue qualifying letters of credit against the EDC facility. The facility is guaranteed by a general indemnity from Pollard. As of December 31, 2023, the outstanding letters of credit drawn on this facility were \$14,726 (€10,086). As of December 31, 2022, the outstanding letters of credit drawn on this facility were \$13,549 (€9,344).

**Pollard Banknote Limited**  
**Notes to Consolidated Financial Statements (continued)**  
*(In thousands of Canadian dollars, except for share amounts)*

*Years ended December 31, 2023 and 2022*

**14. Pension asset (liability):**

	December 31, 2023	December 31, 2022
Fair value of benefit plan assets	\$ 91,573	\$ 79,526
Present value of benefit plan obligations	(94,165)	(78,538)
Net pension asset (liability)	\$ (2,592)	\$ 988

Pollard sponsors non-contributory defined benefit plans providing pension benefits to its employees. Pollard has four defined benefit pension plans of which three are final pay plans and one is a flat benefit plan. None of the plans have indexation features. The measurement date for all the plans is December 31. Two of the plans of the U.S. subsidiaries require valuations annually with the last valuations being as of January 1, 2023. One of the Canadian plans of Pollard currently requires valuation every three years with the last valuation as of December 31, 2022. Pollard's other Canadian plan's valuation was as of January 1, 2021. Pollard's subsidiaries also maintain four defined contribution plans. The pension expense for these defined contribution plans is the annual funding contribution by the subsidiaries.

Pollard expects to contribute approximately \$3,649 to its defined benefit plans in 2024.

The benefit plan assets are held in trust and are invested as follows:

	December 31, 2023	December 31, 2022
Equities	65.3%	65.0%
Bonds	33.1%	33.4%
Cash and cash equivalents	1.6%	1.6%
	100.0%	100.0%

Information about Pollard's defined benefit plans, in aggregate, is as follows:

	2023	2022
<i>Benefit plan assets</i>		
Fair value, beginning of year	\$ 79,526	\$ 88,324
Expected return on plan assets	4,098	2,665
Employer contributions	3,046	5,497
Benefits paid	(1,836)	(4,571)
Remeasurement gains (losses)	7,194	(13,292)
Effect of movements in exchange rates	(455)	903
Fair value, end of year	\$ 91,573	\$ 79,526

**Pollard Banknote Limited**  
**Notes to Consolidated Financial Statements (continued)**  
*(In thousands of Canadian dollars, except for share amounts)*

Years ended December 31, 2023 and 2022

**14. Pension asset (liability) (continued):**

	2023		2022	
<i>Accrued benefit plan obligations</i>				
Balance, beginning of year	\$	78,538	\$	110,865
Current service cost		4,662		7,266
Interest cost		3,997		3,269
Benefits paid		(1,836)		(4,571)
Remeasurement losses (gains)		9,124		(39,346)
Effect of movements in exchange rates		(320)		1,055
Balance, end of year	\$	94,165	\$	78,538
Net pension asset (liability)	\$	(2,592)	\$	988

	2023		2022	
<i>Net defined benefit plans expense</i>				
Current service cost	\$	4,662	\$	7,266
Interest on plan obligations		3,997		3,269
Actual return (gain) loss on plan assets		(11,292)		10,627
Difference between expected return and actual return on plan assets		7,707		(12,810)
Net defined benefit plans expense		5,074		8,352
Defined contribution plans expense		1,273		1,101
Net pension plans expense	\$	6,347	\$	9,453

**Actuarial assumptions**

The principal actuarial assumptions used in measuring at the reporting date are as follows:

	2023		2022	
Discount rate	4.6% to 5.3%		5.1% to 5.6%	
Rate of compensation increase	0.0% to 3.0%		0.0% to 3.0%	

Assumptions regarding future mortality have been based on published statistics and mortality tables. As of December 31, 2023 and December 31, 2022, Pollard used CPM2014 Private Sector projected CPM-B mortality table for its Canadian subsidiary's pension plans and the Pri-2012 mortality tables using scale MP-2021 for its U.S. subsidiary's pension plans.

**Pollard Banknote Limited**  
**Notes to Consolidated Financial Statements (continued)**  
*(In thousands of Canadian dollars, except for share amounts)*

Years ended December 31, 2023 and 2022

**14. Pension asset (liability) (continued):**

**Sensitivity analysis**

Reasonably possible changes at the reporting date to one of the relevant actuarial assumptions, holding other assumptions constant, would have affected the defined benefit obligation by the amounts show below:

	Increase		Decrease	
Discount rate (1% movement)	\$	(14,854)	\$	19,278
Rate of compensation (1% movement)	\$	1,986	\$	(1,886)
Future mortality (one year)	\$	1,138	\$	(1,151)

**Remeasurements**

	2023		2022	
Remeasurement gains (losses) arising on plan assets	\$	7,194	\$	(13,292)
Remeasurement gains (losses) arising on plan liabilities from:				
Demographic assumptions	\$	8	\$	(28)
Financial assumptions		(7,600)		39,470
Experience adjustments		(1,532)		(96)
Remeasurement gains (losses) arising on plan liabilities	\$	(9,124)	\$	39,346
Net remeasurement gains (losses) on defined benefit plans	\$	(1,930)	\$	26,054

**Remeasurements recognized in other comprehensive income (loss)**

	2023		2022	
Gains (losses) accumulated in retained earnings, beginning of year	\$	1,551	\$	(17,620)
Remeasurement gain (loss) recognized during the year, net of income taxes		(1,392)		19,171
Gains accumulated in retained earnings, end of year	\$	159	\$	1,551

**Pollard Banknote Limited**  
**Notes to Consolidated Financial Statements (continued)**  
*(In thousands of Canadian dollars, except for share amounts)*

*Years ended December 31, 2023 and 2022*

**15. Share capital:**

	Shares		Amount
Authorized			
Unlimited common shares			
Unlimited preferred shares			
Issued			
Balance at January 1, 2022 and December 31, 2022	26,917,669	\$	149,849
Stock options exercised	55,000		862
<b>Balance at December 31, 2023</b>	<b>26,972,669</b>	<b>\$</b>	<b>150,711</b>

*Dividends:*

Dividends are paid on the common shares within 15 days of the end of each quarter and are fully discretionary, as determined by the Board of Directors of Pollard.

On November 7, 2023, a dividend of \$0.04 per share was declared, paid on January 15, 2024, to the shareholders of record on December 31, 2023.

*Ownership restrictions:*

The holders of the common shares are entitled to one vote in respect to each common share held, subject to the Board of Directors ability to take constraint actions when a person, or group of persons acting in concert acquires, agrees to acquire, holds, beneficially owns or controls, either directly or indirectly, a number of shares equal to or in excess of 5% of the common shares (on a non-diluted basis) issued and outstanding ("Ownership Threshold"). The Board of Directors, in its sole discretion, can take the following constraint actions:

- place a stop transfer on all or any of the common shares believed to be in excess of the Ownership Threshold;
- suspend all voting and/or dividend rights on all or any of common share held believed to be in excess of the Ownership Threshold;
- apply to a court seeking an injunction to prevent a person from acquiring, holding, owning, controlling and/or directing, directly or indirectly, common shares in excess of the Ownership Threshold; and/or
- make application to the relevant securities commission to effect a cease trading order or such similar restriction, until the person no longer controls common shares equal to or in excess of the Ownership Threshold.



**Pollard Banknote Limited**  
**Notes to Consolidated Financial Statements (continued)**  
*(In thousands of Canadian dollars, except for share amounts)*

*Years ended December 31, 2023 and 2022*

---

**15. Share capital (continued):**

In addition, if a Gaming Regulatory Authority has determined that ownership by a holder of common shares is inconsistent with its declared policies, the Board of Directors is entitled to take constraint action against such shareholder. Any person who controls common shares equal to or in excess of the Ownership Threshold, may be required to file an application, be investigated and have suitability as a shareholder determined by a Gaming Regulatory Authority, if such Gaming Regulatory Authority has reason to believe such ownership would otherwise be inconsistent with its declared policies.

The shareholder must pay all the costs of the investigation incurred by any such Gaming Regulatory Authority.

*Capital management:*

Pollard's objectives in managing capital are to preserve a strong capital base so as to maintain investor, creditor and market confidence and to sustain future development of the business. Pollard also strives to keep an optimal capital structure to reduce the overall cost of capital.

In the management of capital, Pollard includes long-term debt, share capital and retained earnings, but excludes reserves. The Board of Directors regularly monitors the levels of debt, equity and dividends.

Pollard monitors capital on the basis of funded debt to income before interest, income taxes, amortization, depreciation and certain other items ratio, working capital ratio and debt service coverage. Pollard has externally imposed capital requirements as determined through its bank credit facility. As at December 31, 2023, Pollard is in compliance with all financial covenants.

There were no changes in Pollard's approach to capital management during the current period.

*Share based compensation:*

Under the Pollard Banknote Limited Stock Option Plan the Board of Directors has the authority to grant options to purchase common shares to eligible persons and to determine the applicable terms.

The aggregate maximum number of common shares available for issuance from Pollard's treasury under the Option Plan is 2,354,315 common shares.

**Pollard Banknote Limited**  
**Notes to Consolidated Financial Statements (continued)**  
*(In thousands of Canadian dollars, except for share amounts)*

Years ended December 31, 2023 and 2022

**15. Share capital (continued):**

Changes in the number of options outstanding during the years ended December 31, 2023, and 2022 were as follows:

	2023		2022	
	Number	Weighted average exercise price	Number	Weighted average exercise price
Balance, beginning of year	312,500	\$ 19.98	312,500	\$ 19.98
Granted	225,000	\$ 21.33	–	\$ –
Forfeited	(12,500)	\$ 21.33	–	\$ –
Exercised	(55,000)	\$ 12.55	–	\$ –
Balance, end of year	470,000	\$ 21.46	312,500	\$ 19.98

As of December 31, 2023, no share options had expired. Options outstanding have been granted on six grant dates, with the exercise price being the common share price on the exercise price determination date. All of the outstanding options have seven year terms, vesting 25% per year over the first four years.

Exercise price	2023		2022			
	Number outstanding	Remaining time to exercise	Number exercisable	Number outstanding	Remaining time to exercise	Number exercisable
\$ 8.12	–	–	–	25,000	0.76 years	25,000
\$ 10.00	75,000	0.32 years	75,000	87,500	1.32 years	87,500
\$ 20.70	107,500	2.86 years	107,500	125,000	3.86 years	93,750
\$ 18.31	25,000	3.21 years	18,750	25,000	4.21 years	12,500
\$ 23.65	25,000	3.87 years	18,750	25,000	4.87 years	12,500
\$ 61.13	25,000	4.42 years	12,500	25,000	5.42 years	6,250
\$ 21.33	212,500	6.19 years	–	–	–	–
	470,000		232,500	312,500		237,500

**Pollard Banknote Limited**  
**Notes to Consolidated Financial Statements (continued)**  
*(In thousands of Canadian dollars, except for share amounts)*

*Years ended December 31, 2023 and 2022*

---

**16. Commitments and contingencies:**

The following table outlines Pollard's maturity analysis of the undiscounted cash flow commitments outstanding relating to certain financial liabilities and leases to which Pollard has applied the recognition exemption available under IFRS 16 *Leases* as of December 31, 2023:

---

2024	\$	7,698
2025		5,927
2026		5,131
2027		4,480
2028 and thereafter		2,894

---

Pollard is contingently liable for outstanding letters of guarantee in the amount of \$14,799 at December 31, 2023 (2022 – \$13,637). These letters of guarantee are secured as disclosed in note 13.

Pollard is involved in litigation and claims associated with operations, the aggregate amounts of which are not determinable. While it is not possible to estimate the outcome of the proceedings, management is of the opinion that any resulting settlements would not materially affect the financial position of Pollard. Should a loss occur on resolution of these claims, such loss would be accounted for as a charge to income in the period in which the settlement occurs.

Pollard has agreed to indemnify Pollard's current and former directors and officers from and against liability and costs in respect of any action or suit against them in connection with the execution of their duties of office, subject to certain usual limitations. No claims with respect to such occurrences have been made and, as such, no amount has been recorded in these financial statements with respect to these indemnifications.

**Pollard Banknote Limited**  
**Notes to Consolidated Financial Statements (continued)**  
*(In thousands of Canadian dollars, except for share amounts)*

Years ended December 31, 2023 and 2022

**17. Revenue and contract balances:**

In the following tables, revenue from contracts with customers is disaggregated by geographical segment and product line:

Revenue – geographical segment		2023		2022
Canada	\$	90,553	\$	87,716
United States		325,409		305,012
International		104,479		90,993
<b>Total</b>	<b>\$</b>	<b>520,441</b>	<b>\$</b>	<b>483,721</b>

Revenue – product lines		2023		2022
Lottery	\$	395,952	\$	369,584
Charitable		69,322		66,512
eGaming systems		55,167		47,625
<b>Total</b>	<b>\$</b>	<b>520,441</b>	<b>\$</b>	<b>483,721</b>

The following tables provide information about receivables, contract assets and contract liabilities from contracts with customers:

Contract balances		December 31, 2023		December 31, 2022
Trade receivables, which are included in accounts receivable	\$	64,146	\$	71,570
Contract assets, which are included in accounts receivable		7,159		4,994
Contract liabilities		4,253		2,159

**Pollard Banknote Limited**  
**Notes to Consolidated Financial Statements (continued)**  
*(In thousands of Canadian dollars, except for share amounts)*

Years ended December 31, 2023 and 2022

**17. Revenue and contract balances (continued):**

	Year ended December 31, 2023	Year ended December 31, 2022
Contract liabilities		
Balance, beginning of year	\$ 2,159	\$ 2,242
Increases due to cash received	6,997	6,074
Revenue recognized	(4,917)	(6,145)
Effect of movement in exchange rates	14	(12)
Balance, end of year	4,253	2,159
Less: current portion	(3,372)	(1,738)
	\$ 881	\$ 421

**18. Other (income) expenses:**

	2023	2022
Contingent consideration fair value adjustment	\$ 440	\$ 4,559
Net insurance proceeds	(242)	–
Other income	(316)	(462)
	\$ (118)	\$ 4,097

**19. Finance costs and finance income:**

	2023	2022
Finance costs		
Interest	\$ 10,517	\$ 8,259
Foreign exchange loss	2,887	7,320
	\$ 13,404	\$ 15,579
Finance income		
Foreign exchange gain	\$ 4,930	\$ 3,600
	\$ 4,930	\$ 3,600

**Pollard Banknote Limited**  
**Notes to Consolidated Financial Statements (continued)**  
*(In thousands of Canadian dollars, except for share amounts)*

Years ended December 31, 2023 and 2022

**20. Net income per share:**

	2023		2022	
Net income attributable to shareholders	\$	31,418	\$	19,277
Weighted average number of shares – basic		26,937,727		26,917,669
Weighted average impact of share options		475,408		312,500
Weighted average number of shares – diluted		27,413,135		27,230,169
Net income per share – basic	\$	1.17	\$	0.72
Net income per share – diluted	\$	1.15	\$	0.71

**21. Personnel expenses:**

	2023		2022	
Wages and salaries	\$	167,341	\$	151,519
Benefits and government payroll remittances		29,640		25,345
Profit share		5,560		4,755
Expenses related to defined benefit pension plans		5,074		8,352
Expenses related to defined contribution pension plans		1,273		1,101
Share based compensation		1,155		398
	\$	210,043	\$	191,470

**22. Supplementary cash flow information:**

	2023		2022	
Change in non-cash operating working capital:				
Accounts receivable	\$	(343)	\$	(3,250)
Inventories		1,142		(15,691)
Prepaid expenses and deposits		(1,811)		505
Income taxes receivable (payable)		28		(1,016)
Accounts payable and accrued liabilities		9,029		4,529
Current portion contract liabilities		1,620		(492)
	\$	9,665	\$	(15,415)

**Pollard Banknote Limited**  
**Notes to Consolidated Financial Statements (continued)**  
*(In thousands of Canadian dollars, except for share amounts)*

*Years ended December 31, 2023 and 2022*

---

**23. Related party transactions:**

*The Control Group and affiliates*

During 2019, Pollard entered into a lease with an affiliate of the Control Group for land and building in Council Bluffs, Iowa. The lease covers the period from January 2019 to December 2023. The annual base rental rate is approximately US\$375, which was based on the current market value at the time of the lease as determined through an independent appraisal. The lease includes a five year extension option which has been exercised. Terms, including annual rent amount, are being finalized.

During 2021, Pollard entered into a lease with an affiliate of the Control Group for land and building in Winnipeg, Manitoba for a five year term (with an option to renew for an additional five year term) for annual rent of \$404 per year. The rental rates charged were based on current market value at the time of the leases as determined through an independent appraisal.

During 2023, Pollard entered into a lease with an affiliate of the Control Group for a manufacturing facility and office space in Winnipeg, Manitoba for a five year term (with an option to extend for an additional five year term) for annual rent of \$1,116. The rental rates charged were based on current market value at the time of the leases as determined through an independent appraisal.

During the year ended December 31, 2023, Pollard paid property rent of \$3,035 (2022 – \$3,319) and \$473 (2022 – \$227) in plane charter costs to affiliates of the Control Group.

During the year, the Control Group paid Pollard \$72 (2022 – \$72) for accounting and administration fees.

At December 31, 2023, included in accounts payable and accrued liabilities is an amount owing to the Control Group and its affiliates for rent, expenses and other items of \$117 (2022 – \$505).

Included within property, plant and equipment and lease liabilities on the consolidated statement of financial position are right-of-use assets and corresponding liabilities for premises leased to Pollard from the Control Group. As at December 31, 2023, the net book value of the right-of-use assets was \$5,472 (2022 – \$3,545) and the present value of the lease liabilities was \$5,501 (2022 – \$3,681).

*NeoGames US, LLP and affiliates*

During the year ended December 31, 2023, Pollard reimbursed operating costs and paid software royalties of \$16,651 (2022 – \$13,798) to its iLottery partner, which are recorded in cost of sales and equity investment income.

**Pollard Banknote Limited**  
**Notes to Consolidated Financial Statements (continued)**  
*(In thousands of Canadian dollars, except for share amounts)*

*Years ended December 31, 2023 and 2022*

---

**23. Related party transactions (continued):**

At December 31, 2023, included in accounts payable and accrued liabilities is a net amount owing to Pollard's iLottery partner of \$4,436 (2022 – \$3,097) for its share of profits and reimbursement of operating costs, net of capital investments.

At December 31, 2023, included in restricted cash and accounts payable and accrued liabilities is an amount owing to Pollard's iLottery partner of \$5,079 (2022 – \$5,112) for funds relating to contractual performance guarantees.

*Key management personnel*

Key management personnel are those having authority and responsibility for planning, directing and controlling the activities of the company. The Board of Directors and the Executive Committee are considered key management personnel.

Key management personnel compensation comprised:

		2023		2022
Salaries, incentives and benefits	\$	5,425	\$	4,362
Share based compensation		1,155		398
Expenses related to defined benefit pension plans		654		828
	\$	7,234	\$	5,588

As at December 31, 2023, key management personnel of Pollard, as a group, beneficially owned or exercised control or direction over 17,362,588 common shares of Pollard.

**24. Sales to major customers:**

For the year ended December 31, 2023, sales to one customer amounted to 12.9 percent of consolidated sales. In 2022, sales to one customer amounted to 13.5 percent of consolidated sales.

**25. Segmented information:**

Pollard has one reportable segment, which comprises its four operating segments, Lotteries, Charitable gaming, eGaming systems and Retail. These operating segments have been aggregated together as they have similar economic characteristics, including similar customers and distribution methods. All operate in the highly regulated lottery and gaming industry.

Pollard's Co-CEO's review internal management reports of the combined reportable segment on a monthly basis.



**Pollard Banknote Limited**  
**Notes to Consolidated Financial Statements (continued)**  
*(In thousands of Canadian dollars, except for share amounts)*

*Years ended December 31, 2023 and 2022*

---

**25. Segmented information (continued):**

The following table provides information on the property, plant and equipment, intangibles and goodwill by geographical location:

	December 31, 2023	December 31, 2022
Property, plant and equipment, intangibles and goodwill:		
Canada	\$ 104,485	\$ 96,011
United States	130,647	141,948
International	80,311	73,279
	<u>\$ 315,443</u>	<u>\$ 311,238</u>

**26. Financial instruments:**

The fair value of a financial instrument is the estimated amount that Pollard would receive or pay to terminate the instrument agreement at the reporting date.

The following methods and assumptions were used to estimate the fair value of each type of financial instrument by reference to various market value data and other valuation techniques as appropriate.

The fair values of accounts receivable, accounts payable and accrued liabilities and dividends payable approximate their carrying values given their short-term maturities.

The fair value of the long-term debt approximates the carrying value due to the variable interest rate of the debt.

The fair value of the other non-current liabilities approximates the carrying value based on the expected settlement amount of these liabilities.

Certain financial instruments recorded at fair value on the statements of financial position are classified using a fair value hierarchy that reflects the significance of the inputs used in making the measurements. The fair value hierarchy has the following levels:

Level 1 – valuation based on the quoted prices observed in active markets for identical assets or liabilities

**Pollard Banknote Limited**  
**Notes to Consolidated Financial Statements (continued)**  
*(In thousands of Canadian dollars, except for share amounts)*

*Years ended December 31, 2023 and 2022*

---

**26. Financial instruments (continued):**

Level 2 – valuation techniques based on inputs that are quoted prices of similar instruments in active markets; quoted prices for identical or similar instruments in markets that are not active; other than quoted prices used in a valuation model that are observable for that instrument; and inputs that are derived principally from or corroborated by observable market data by correlation or other means

Level 3 – valuation techniques with significant unobservable market inputs

A financial instrument is classified to the lowest level of the hierarchy for which a significant input has been considered in measuring fair value.

As at December 31, 2023, the cash and restricted cash recorded at fair value was classified as level one of the fair value hierarchy and the contingent consideration liability recorded at fair value was classified as level three of the fair value hierarchy. The fair value of the contingent consideration liability is calculated as the present value of the expected future payments, discounted using a risk-adjusted discount rate. A change to the expected future payments or discount rate would impact the fair value of the contingent consideration.

**27. Financial risk management:**

Pollard has exposure to the following risks from its use of financial instruments:

Credit risk  
Liquidity risk  
Currency risk  
Interest rate risk

Pollard's risk management policies are established to identify and analyze the risks, to set appropriate risk limits and controls and to monitor risks and adherence to limits. The Audit Committee oversees how management monitors compliance with Pollard's risk management policies and procedures. The Audit Committee is assisted in its oversight role by Internal Audit, who undertakes regular reviews of risk management controls and utilizes the annual risk assessment process as the basis for the annual internal audit plan.

**Pollard Banknote Limited**  
**Notes to Consolidated Financial Statements (continued)**  
*(In thousands of Canadian dollars, except for share amounts)*

Years ended December 31, 2023 and 2022

**27. Financial risk management (continued):**

*Credit risk*

The following table outlines the details of the aging of Pollard's receivables and the related allowance for losses:

	December 31, 2023		December 31, 2022	
Current	\$	76,956	\$	79,996
Past due for 1 to 60 days		4,437		2,715
Past due for more than 60 days		1,889		1,947
Less: allowance for losses		(447)		(411)
	\$	82,835	\$	84,247

Pollard has applied the expected credit loss model in evaluating the credit risk associated with its accounts receivable. As part of this analysis, Pollard has grouped its customers into two tranches: government lottery organizations and charitable gaming distribution networks. For sales to government lottery organizations, Pollard has assessed the loss allowance at zero based on the nature of the customer organizations, and no history of losses, collection issues, or significantly overdue receivables, as well as other customer-specific and forward-looking macroeconomic factors. Pollard has performed the same assessment for charitable gaming distribution network customers, resulting in the provision of a loss allowance, as shown in the table above.

*Liquidity risk*

Liquidity risk is the risk that Pollard will not be able to meet its financial obligations as they fall due.

The following table outlines Pollard's maturity analysis of the undiscounted cash flows, including related interest payments, of certain financial liabilities and leases as of December 31, 2023:

	Total	2024	2025	2026	2027	2028 & thereafter
Long-term debt	\$ 136,472	8,264	128,208	–	–	–
Leases	19,933	5,502	4,735	3,849	2,901	2,946
	\$ 156,405	13,766	132,943	3,849	2,901	2,946

**Pollard Banknote Limited**  
**Notes to Consolidated Financial Statements (continued)**  
*(In thousands of Canadian dollars, except for share amounts)*

*Years ended December 31, 2023 and 2022*

---

**27. Financial risk management (continued):**

Pollard's approach is to ensure, as far as possible, that it will always have sufficient liquidity to meet its liabilities when due. The estimated 2024 requirements for capital expenditures, working capital and dividends are expected to be financed from cash flow provided by operating activities and the unused portion of Pollard's credit facility. Pollard enters into contractual obligations in the normal course of business operations.

*Currency risk*

Pollard sells a significant portion of its products and services to customers in the United States and to some international customers where sales are denominated in U.S. dollars. In addition, a significant portion of its cost inputs are denominated in U.S. dollars. Pollard also generates revenue in currencies other than the Canadian and U.S. dollar, primarily in Euros.

Translation differences arise when foreign currency monetary assets and liabilities are translated at foreign exchange rates that change over time. As at December 31, 2023, the amount of financial liabilities denominated in U.S. dollars exceeded the amount of financial assets denominated in U.S. dollars by approximately \$86,141 (2022 – \$71,930). A 50 basis point weakening/strengthening in the value of the Canadian dollar relative to the U.S. dollar would result in a decrease/increase in income before taxes of approximately \$431 for the year ended December 31, 2023 (2022 – \$360).

Pollard utilizes a number of strategies to mitigate its exposure to currency risk. Five manufacturing facilities are located in the U.S. and a significant amount of cost inputs for all production facilities are denominated in U.S. dollars, offsetting a large portion of the U.S. dollar revenue in a natural hedge.

Pollard also uses financial hedges, including foreign currency contracts, to help manage foreign currency risk. At December 31, 2023, and at December 31, 2022, Pollard had no outstanding foreign currency contracts.

*Interest rate risk*

Pollard is exposed to interest rate risk relating to its fixed and floating rate instruments. Fluctuation in interest rates will have an effect on the valuation and repayment of these instruments.

A 50 basis point decrease/increase in interest rates would result in an increase/decrease in income before income taxes of approximately \$600 for the year ended December 31, 2023 (2022 – \$610).





**The Board  
of Directors  
of Pollard  
Banknote  
Limited**

Gordon Pollard EXECUTIVE CHAIR  
Dave Brown<sup>1</sup>  
Lee Meagher<sup>1</sup>  
Carmele Peter<sup>1</sup>  
John Pollard  
Douglas Pollard

<sup>1</sup> Member of the Audit Committee, Compensation Committee and the Governance and Nominating Committee

**Senior  
Management**

John Pollard  
CO-CHIEF EXECUTIVE OFFICER  
Douglas Pollard  
CO-CHIEF EXECUTIVE OFFICER  
Steven Fingold  
EXECUTIVE VICE PRESIDENT, CHARITABLE GAMING  
Paul Franzmann  
EXECUTIVE VICE PRESIDENT, CORPORATE DEVELOPMENT  
Pedro Melo  
EXECUTIVE VICE PRESIDENT, INFORMATION TECHNOLOGY  
Margaret Proven  
EXECUTIVE VICE PRESIDENT, HUMAN RESOURCES  
Riva Richard  
GENERAL COUNSEL AND EXECUTIVE VICE PRESIDENT,  
LEGAL AFFAIRS  
Robert Rose  
EXECUTIVE VICE PRESIDENT, FINANCE AND CHIEF  
FINANCIAL OFFICER  
Jennifer Westbury  
EXECUTIVE VICE PRESIDENT, SALES AND CUSTOMER  
DEVELOPMENT  
Robert Young  
EXECUTIVE VICE PRESIDENT, OPERATIONS

**Investor  
Relations**

Robert Rose  
140 Otter Street  
t: 204-474-2323  
e: winnipeg@pollardbanknote.com

**Stock  
Exchange Listing**

The Toronto Stock Exchange - PBL

**Independent  
Auditors**

KPMG LLP,  
Winnipeg, Manitoba

**Transfer  
Agent**

Computershare Trust Company of Canada,  
Toronto, Ontario

**Bankers**

Toronto-Dominion Bank,  
Winnipeg, Manitoba  
Bank of Montreal,  
Calgary, Alberta  
Canadian Western Bank,  
Edmonton, Alberta

**Head Office**

140 Otter Street  
Winnipeg, Manitoba, R3T 0M8  
t: 204-474-2323  
f: 204-453-1375

**Manufacturing  
Facilities**

Winnipeg, Manitoba, Canada  
1499 Buffalo Place, R3T 1L7  
140 Otter Street, R3T 0M8  
Barrhead, Alberta, Canada  
6203 46th Street, T7N 1A1  
Sault Ste. Marie, Ontario, Canada  
300-45 White Oak Drive East, P6B 4J7  
Ypsilanti, Michigan, USA  
775 James L. Hart Parkway, 48197  
Council Bluffs, Iowa, USA  
504 34th Avenue, 51501  
Chatsworth, California, USA  
9340 Penfield Avenue, 91311  
Adair, Iowa, USA  
1000 Flag Road, 50002  
Omaha, Nebraska, USA  
9335 48th Street, 68152  
Macclesfield, U.K.  
Calamine Street, SK11 7HU

**POLLARD**  
banknote limited

**POLLARD**  
banknote limited

140 Otter Street  
Winnipeg, Manitoba R3T 0M8  
(204) 474 - 2323  
[www.pollardbanknote.com](http://www.pollardbanknote.com)

**2023 ANNUAL REPORT**