



BeiGene

2016 Annual Report on Form 10-K,  
Notice of 2017 Annual General Meeting of Shareholders  
and  
Proxy Statement





BeiGene

2016 Annual Report on Form 10-K



**UNITED STATES  
SECURITIES AND EXCHANGE COMMISSION**  
Washington, D.C. 20549

**FORM 10-K**

(Mark One)

**ANNUAL REPORT PURSUANT TO SECTION 13 OR 15(d) OF THE SECURITIES EXCHANGE ACT OF 1934**

For the fiscal year ended December 31, 2016

OR

**TRANSITION REPORT PURSUANT TO SECTION 13 OR 15(d) OF THE SECURITIES EXCHANGE ACT OF 1934**

For the transition period from \_\_\_\_\_ to \_\_\_\_\_

Commission file number: 001-37686

**BEIGENE, LTD.**

(Exact Name of Registrant as Specified in its Charter)

Cayman Islands  
(State or Other Jurisdiction of  
Incorporation or Organization)

98-1209416  
(I.R.S. Employer  
Identification No.)

c/o Mourant Ozannes Corporate Services (Cayman)  
Limited

94 Solaris Avenue, Camana Bay  
Grand Cayman  
Cayman Islands

(Address of Principal Executive Offices)

KY1-1108  
(Zip Code)

+1 (345) 949 4123

(Registrant's Telephone Number, Including Area Code)

Securities registered pursuant to Section 12(b) of the Act:

Title of each class	Name of each exchange on which registered
American Depositary Shares, each representing 13 ordinary shares, par value \$0.0001 per share	The NASDAQ Stock Market LLC
Ordinary Shares, par value \$0.0001 per share*	The NASDAQ Stock Market LLC

Securities registered pursuant to Section 12(g) of the Act: None

Indicate by check mark if the registrant is a well-known seasoned issuer, as defined in Rule 405 of the Securities Act. Yes  No

Indicate by check mark if the registrant is not required to file reports pursuant to Section 13 or Section 15(d) of the Exchange Act. Yes  No

Indicate by check mark whether the registrant: (1) has filed all reports required to be filed by Section 13 or 15(d) of the Securities Exchange Act of 1934 during the preceding 12 months (or for such shorter period that the registrant was required to file such reports), and (2) has been subject to such filing requirements for the past 90 days. Yes  No

Indicate by check mark whether the registrant has submitted electronically and posted on its corporate Web site, if any, every Interactive Data File required to be submitted and posted pursuant to Rule 405 of Regulation S-T during the preceding 12 months (or for such shorter period that the registrant was required to submit and post such files). Yes  No

Indicate by check mark if disclosure of delinquent filers pursuant to Item 405 of Regulation S-K is not contained herein, and will not be contained, to the best of registrant's knowledge, in definitive proxy or information statements incorporated by reference in Part III of this Form 10-K or any amendment to this Form 10-K.

Indicate by check mark whether the registrant is a large accelerated filer, an accelerated filer, a non-accelerated filer, or a smaller reporting company. See the definitions of "large accelerated filer," "accelerated filer" and "smaller reporting company" in Rule 12b-2 of the Exchange Act. (Check one):

Large accelerated filer  Accelerated filer  Non-accelerated filer  Smaller reporting company   
(Do not check if a smaller reporting company)

Indicate by check mark whether the registrant is a shell company (as defined in Rule 12b-2 of the Exchange Act). Yes  No

As of June 30, 2016, the last day of the registrant's most recently completed second fiscal quarter, the aggregate market value of the ordinary shares, including in the form of American Depositary Shares ("ADSs"), each representing 13 ordinary shares, held by non-affiliates of the registrant was approximately \$374.1 million, based upon the closing price of the registrant's ADSs on June 30, 2016.

As of March 17, 2017, 518,602,349 ordinary shares, par value \$0.0001 per share, were outstanding, of which 251,251,247 ordinary shares were held in the form of 19,327,019 ADSs.

**DOCUMENTS INCORPORATED BY REFERENCE**

The registrant intends to file a definitive proxy statement pursuant to Regulation 14A within 120 days of the end of the fiscal year ended December 31, 2016. Portions of such definitive proxy statement are incorporated by reference into Part III of this Annual Report on Form 10-K

\* Not for trading, but only in connection with the registration of the American Depositary Shares.

**BeiGene, Ltd.**  
**Annual Report on Form 10-K**  
**TABLE OF CONTENTS**

	<u>Page</u>
PART I	
Item 1. Business . . . . .	3
Item 1A. Risk Factors . . . . .	78
Item 1B. Unresolved Staff Comments . . . . .	150
Item 2. Properties . . . . .	151
Item 3. Legal Proceedings . . . . .	151
Item 4. Mine Safety Disclosures . . . . .	151
PART II	
Item 5. Market for Registrant’s Common Equity, Related Stockholder Matters and Issuer Purchases of Equity Securities . . . . .	152
Item 6. Selected Consolidated Financial Data . . . . .	158
Item 7. Management’s Discussion and Analysis of Financial Condition and Results of Operations . . . . .	159
Item 7A. Quantitative and Qualitative Disclosures About Market Risk . . . . .	181
Item 8. Financial Statements and Supplementary Data . . . . .	183
Item 9. Changes in and Disagreements With Accountants on Accounting and Financial Disclosure . . . . .	183
Item 9A. Controls and Procedures . . . . .	183
Item 9B. Other Information . . . . .	184
PART III	
Item 10. Directors, Executive Officers and Corporate Governance . . . . .	185
Item 11. Executive Compensation . . . . .	185
Item 12. Security Ownership of Certain Beneficial Owners and Management and Related Stockholder Matters . . . . .	185
Item 13. Certain Relationships and Related Transactions, and Director Independence . . . . .	185
Item 14. Principal Accounting Fees and Services . . . . .	185
PART IV	
Item 15. Exhibits, Financial Statement Schedules . . . . .	186
Item 16. Form 10-K Summary . . . . .	186
SIGNATURES	

## Forward-Looking Statements and Market Data

This Annual Report on Form 10-K, or Annual Report, contains forward-looking statements that involve substantial risks and uncertainties. All statements other than statements of historical facts contained in this Annual Report, including statements regarding our strategy, future operations, future financial position, future revenue, projected costs, prospects, plans, objectives of management and expected market growth, are forward-looking statements. These statements involve known and unknown risks, uncertainties and other important factors that may cause our actual results, performance or achievements to be materially different from any future results, performance or achievements expressed or implied by the forward-looking statements.

The words “anticipate,” “believe,” “estimate,” “expect,” “intend,” “may,” “plan,” “predict,” “project,” “target,” “potential,” “will,” “would,” “could,” “should,” “continue,” and similar expressions are intended to identify forward-looking statements, although not all forward-looking statements contain these identifying words. These forward-looking statements include, among other things, statements about:

- the initiation, timing, progress and results of our preclinical studies and clinical trials and our research and development programs;
- our ability to advance our drug candidates into, and successfully complete, clinical trials;
- the ability of our drug candidates to be granted or to maintain Category 1 designation with the China Food and Drug Administration, or CFDA;
- our reliance on the success of our clinical-stage drug candidates BGB-3111, BGB-A317, BGB-290 and BGB-283 and certain other drug candidates, as monotherapies and in combination with our wholly-owned drug candidates and third-party agents;
- the timing or likelihood of regulatory filings and approvals;
- the commercialization of our drug candidates, if approved;
- our ability to develop sales and marketing capabilities;
- the pricing and reimbursement of our drug candidates, if approved;
- the implementation of our business model, strategic plans for our business, drug candidates and technology;
- the scope of protection we are able to establish and maintain for intellectual property rights covering our drug candidates and technology;
- our ability to operate our business without infringing the intellectual property rights and proprietary technology of third parties;
- cost associated with defending against intellectual property infringement, product liability and other claims;
- regulatory developments in the United States, China, the United Kingdom, the European Union and other jurisdictions;
- the accuracy of our estimates regarding expenses, future revenues, capital requirements and our need for additional financing;
- the potential benefits of strategic collaboration agreements and our ability to enter into strategic arrangements;
- our ability to maintain and establish collaborations or obtain additional grant funding;

- the rate and degree of market acceptance of our drug candidates;
- developments relating to our competitors and our industry, including competing therapies;
- the size of the potential markets for our drug candidates and our ability to serve those markets;
- our ability to effectively manage our anticipated growth;
- our ability to attract and retain qualified employees and key personnel;
- our expectations regarding the period during which we qualify as an emerging growth company under the JOBS Act;
- statements regarding future revenue, hiring plans, expenses, capital expenditures, capital requirements and share performance;
- the future trading price of the American Depositary Shares, or ADSs, and impact of securities analysts' reports on these prices; and
- other risks and uncertainties, including those listed under "Part I—Item 1A—Risk Factors."

These forward-looking statements are only predictions and we may not actually achieve the plans, intentions or expectations disclosed in our forward-looking statements, so you should not place undue reliance on our forward-looking statements. Actual results or events could differ materially from the plans, intentions and expectations disclosed in the forward-looking statements we make. We have based these forward-looking statements largely on our current expectations and projections about future events and trends that we believe may affect our business, financial condition and operating results. We have included important factors in the cautionary statements included in this Annual Report, particularly in "Part I—Item 1A—Risk Factors," that could cause actual future results or events to differ materially from the forward-looking statements that we make. Our forward-looking statements do not reflect the potential impact of any future acquisitions, mergers, dispositions, joint ventures or investments we may make.

You should read this Annual Report and the documents that we have filed as exhibits to the Annual Report with the understanding that our actual future results may be materially different from what we expect. We do not assume any obligation to update any forward-looking statements whether as a result of new information, future events or otherwise, except as required by applicable law.

This Annual Report includes statistical and other industry and market data that we obtained from industry publications and research, surveys and studies conducted by third parties. Industry publications and third-party research, surveys and studies generally indicate that their information has been obtained from sources believed to be reliable, although they do not guarantee the accuracy or completeness of such information. While we believe these industry publications and third party research, surveys and studies are reliable, you are cautioned not to give undue weight to this information.

Please see the Glossary of Scientific Terms on page 74 for definitions of scientific terms used in this Annual Report.



## PART I

*Unless the context requires otherwise, references in this report to “BeiGene,” the “Company,” “we,” “us,” and “our” refer to BeiGene, Ltd. and its subsidiaries, on a consolidated basis.*

### **Item 1. Business**

#### **Overview**

We are a globally focused, clinical-stage biopharmaceutical company dedicated to becoming a leader in the discovery and development of innovative, molecularly targeted and immuno-oncology drugs for the treatment of cancer. We believe the next generation of cancer treatment will utilize therapeutics both as monotherapies and in combination to attack multiple underlying mechanisms of cancer cell growth and survival. We further believe that discovery of next-generation cancer therapies requires new research tools. To that end, we have developed a proprietary cancer biology platform that addresses the importance of tumor-immune system interactions and the value of primary biopsies in developing new models to support our drug discovery effort.

Our strategy is to develop a pipeline of drug candidates with the potential to be best-in-class monotherapies and also important components of multiple-agent combination regimens. Over the last six years, using our cancer biology platform, we have developed clinical-stage drug candidates that inhibit the important oncology targets Bruton’s tyrosine kinase, or BTK, RAF dimer protein complex and PARP family of proteins, and an immuno-oncology agent that inhibits the immune checkpoint protein receptor PD-1. For each of our molecularly targeted drug candidates, we have achieved proof-of-concept by observing objective responses in defined patient populations. Our BTK inhibitor is currently in pivotal studies in North America, Europe, Australia, New Zealand, and China. Our PD-1, PARP and RAF dimer inhibitors are currently in the dose-expansion phases of their respective clinical trials. As of March 20, 2017, trials of our four clinical-stage drug candidates, as monotherapies and in combination, have enrolled a total of over 980 patients. We have Investigational New Drug, or IND, Applications in effect for our BTK, PD-1 and PARP inhibitors with the U.S. Food and Drug Administration, or FDA. All four of our drug candidates are in the clinic in China, including our BTK drug candidate being in two pivotal studies. We believe that each of our clinical-stage drug candidates is the first in their respective classes being developed in China under the Category 1.1 domestic regulatory pathway to enter into human testing and to present clinical data.

Our research operations are in China, which we believe confers several advantages including access to a deep scientific talent pool and proximity to extensive preclinical study and clinical trial resources through collaborations with leading cancer hospitals in China. Beyond the substantial market opportunities we expect to have globally, we believe our location in China provides us the opportunity to bring best-in-class and/or first-in-class monotherapies and combination therapeutics to our home market where many global standard-of-care therapies are not currently approved or available. We have assembled a team of 348 individuals in China, the United States, and Australia with deep scientific talent and extensive global pharmaceutical experience who are deeply committed to advancing our mission to become a global leader in next-generation cancer therapies.

We believe that oncology treatment has entered an era of revolutionary change in which cancer drugs will be used both as monotherapy and in combination to attack multiple underlying mechanisms of cancer cell growth and survival. Due to breakthroughs in gene sequencing and methods of tumor characterization, cancer is rapidly being redefined from a paradigm of classification based on tissue of origin to molecular characteristics. As a result, this ability to better classify cancers has enabled the development of molecularly targeted drugs that address specific cancer subpopulations and provide high response rates in tumors with particular mutations. In addition, the development of immuno-oncology agents such as antibodies targeting the CTLA-4 and PD-1 protein receptors and the PD-L1 protein has demonstrated the importance of the human immune system in cancer therapy and the potential for

more durable responses from agents that activate the immune system to identify and eliminate tumors. We believe that the future of cancer therapy will involve combinations of molecularly targeted and immuno-oncology drugs tailored to particular tumor sub-groups and have directed our research efforts at both types of drugs.

Our belief that this fundamental shift was about to occur in cancer research led us early in our history to develop a cancer biology platform that addresses the importance of tumor-immune system interactions and the value of primary tumor biopsies in developing new models. Our proximity to leading cancer treatment centers in Beijing and our close relationships with clinicians who treat patients and perform biopsies and surgeries at those centers have allowed us to develop an extensive collection of *in vivo*, *ex vivo* and *in vitro* cancer models. Given our belief that the human immune system can play an important role in combating cancer and that future treatments will involve combination therapies, we have introduced elements of a functional immune system into these models. Our proprietary models allow our research team to better select targets and to screen and evaluate therapeutic agents that we believe have significant potential alone or in combination for treating a variety of cancers. Our models are a key component in the screening cascade we follow in our drug discovery effort and permit us to evaluate potential drug candidates in conditions that much better approximate a patient's cancer at the time of treatment. This is particularly significant when drug discovery requires evaluation not only of monotherapies but also multiple combinations and regimens targeting specific mutations while simultaneously immobilizing the defenses cancer cells mount against the human immune system.

Since our inception in 2010, we have raised approximately \$170 million in private equity financing and \$10 million in non-convertible debt financings. On February 8, 2016 and November 23, 2016, we completed our initial and follow-on public offerings, and received net proceeds of \$166 million and \$199 million, respectively, after deducting underwriting discounts and offering expenses.

### **Next Generation of Cancer Treatment**

We believe that oncology treatment is rapidly evolving, offering patients the promise of more frequent and more durable responses that improve survival from months to years while avoiding the severe toxicities typically associated with chemotherapy. While these outcomes may occasionally be achieved with monotherapy, we believe that the emergence of resistance is a major problem and that better outcomes will be achievable by combining multiple drugs as it is done in treating infectious diseases.

The next generation of cancer therapies will be based, we believe, on advances in four areas:

- ***Reclassification of disease based on underlying molecular defect.*** Due to breakthroughs in gene sequencing and methods of tumor characterization, cancer is increasingly being redefined from a paradigm of tumor classification based on originating tissue type, such as lung, colorectal or ovarian, to one of characterization based on the genetic aberrations and signature gene expression patterns, such as in HER2, BRCA, BRAF, ALK and EGFR. As a result, many more disease subpopulations can be specifically targeted, resulting in more effective treatment than was possible in the past. Disease classifications are substantially more sophisticated than 10 years ago, and we believe they will become increasingly so in the future.
- ***Effective molecularly targeted therapy, but often limited durability.*** The ability to better understand the mechanisms underlying cancer has allowed the development of effective drugs that target important molecular drivers and generate high response rates in tumors with these drivers. Examples of approved drugs include gefitinib and erlotinib for patients with EGFR mutations, crizotinib and ceritinib for patients with ALK translocations, and vemurafenib and dabrafenib for patients with BRAF mutations. Unfortunately, in many of these cases, responses have been relatively short-lived as cancers can develop alternative mechanisms to compensate and ultimately bypass these drugs' blockade of molecular signaling. For example, while 52% of

previously treated metastatic melanoma patients with BRAF V600E achieved an objective response once treated with vemurafenib, the median duration of response was only 6.5 months.

- ***Immune checkpoint inhibitors have shown remarkable clinical benefit, demonstrating the power of the immuno-oncology approach.*** Improved understanding of cancer immunology has led to the identification of critical immune checkpoints—i.e., mechanisms by which cancer cells evade the surveillance of the immune system. Inhibitors of the immune checkpoints CTLA-4 and PD-1 have shown success in the clinic. Two PD-1 monoclonal antibodies, nivolumab and pembrolizumab, and one PD-L1 monoclonal antibody, atezolizumab, have been approved by the FDA. To date, the FDA has approved immune checkpoint inhibitors as monotherapy in a number of cancers, including melanoma, non-small cell lung cancer, or NSCLC, kidney cancer, Hodgkin’s lymphoma, bladder cancer, and head and neck squamous cell carcinoma, or HNSCC. Microsatellite instability-high, or MSI-h cancers and Merkel cell carcinoma are also under FDA review for approval. In addition to these indications, immune checkpoint inhibitors are being studied as monotherapy in clinical trials in a wide spectrum of cancers. Some of these trials have advanced to the pivotal stage, such as gastric cancer, glioblastoma, liver cancer, esophageal cancer, small cell lung cancer, or SCLC, triple negative breast cancer, or TNBC, and cutaneous squamous cell carcinoma. Among these indications, immune checkpoint inhibitors have demonstrated superior overall survival in melanoma, NSCLC, kidney cancer, bladder cancer, HNSCC, and gastric cancer in large randomized controlled clinical trials. Although certain distinct toxicities associated with PD-1 and PD-L1 antibodies have been observed, these agents have been generally well-tolerated.
- ***The need for and early promise of combination therapy.*** While clinical data with molecularly targeted drugs as monotherapy have been encouraging, achieving a high rate of durable responses remains difficult in most cancer types. In addition, objective responses to checkpoint inhibitor monotherapies including PD-1, PD-L1 and CTLA-4 antibodies have been achieved in still small portions of unselected, solid tumor patients. Although the biological mechanisms underlying combinations are being explored in the field, recent third-party clinical studies have demonstrated the potential of combination therapy to achieve high tumor response rates, as are often seen with targeted therapy, but with greater durability, as is seen with immuno-therapy agents. The combination of targeted and immuno-therapies may generate durable responses with much better survival rates.

We believe that the industry-standard for cancer biology models has not evolved along with current oncology research and drug discovery and thus is an insufficient framework from which to develop the next generation of oncology drugs we envision. In response, we have built a comprehensive cancer biology platform specifically to address a new generation of cancer treatments.

### **Next-Generation Cancer Biology Platform**

Fundamental changes in cancer research led us early in our history to develop a cancer biology platform that incorporates improved models and processes better suited to drug discovery in the new world of immuno-oncology combinations and addresses the importance of tumor-immune system interactions and the value of primary biopsies. Conventional models for oncology drug discovery have used cultured cell lines that are often decades old and have characteristics that are not representative of the tumors in actual cancer patients. In addition, tumors from these cell lines have been transplanted in immune-compromised hosts in commonly-used xenograft tumor models. Therefore, animal models utilizing these cell lines have limited predictive value for new therapies. While animal models derived from surgical samples, such as patient-derived xenograft models, or PDX models, are an improvement over the old cell lines, a surgical sample is unlikely to represent the state of the cancer at the time of intended treatment. Because conventional models, including PDX models, require the use of immune-deficient animals, they cannot mimic interactions between the tumor and the host immune system.

The cancer biology platform we developed enables us to test a large panel of tumor models for sensitivity to the drug candidates we generated, identify drug-resistance mechanisms in many cancers, explore combination strategies and regimens, and improve our understanding of the contributions of tumor micro- and macro-environments in cancer treatments.

**Scientific Approach.** Our platform brings together the following:

- Access to a broad array of primary patient biopsies and tissue samples, enabled by our proximity to and partnerships with leading China-based oncology centers, allows us to build novel *in vivo*, *ex vivo* and *in vitro* models that we believe more accurately represent patients' cancer disease states at the time of treatment.
- Methods for better approximating the interactions between a tumor and a patient's immune system, including:
  - Introduction of elements of the human immune system into our *in vivo*, *ex vivo* and *in vitro* models;
  - Creation of a variety of novel assays to investigate the effects of drug combinations and study their impacts on the human immune system and the tumor microenvironment; and
  - An effective screening cascade for oncology drug development that incorporates all of these elements.

**Sustainable Leadership Position.** We believe that our early recognition of the importance of tumor-immune system interactions and the value of primary biopsies in developing new models for future cancer research has allowed us to develop a proprietary cancer biology platform that provides significant competitive advantages in developing the next generation of cancer therapeutics.

We believe that several of these advantages are sustainable:

- Our close relationships with clinicians and our proximity to major oncology centers in China provide us convenient and difficult-to-replicate access to primary tissue samples that greatly enhance the effectiveness of our oncology models.
- Our time and effort in developing and validating new models and processes, through the commitment and focus of our large scientific team, has allowed us to advance our capabilities meaningfully ahead of many current cancer drug development approaches. Over the last six years, our team of over 80 biologists has been focused on the continued development of our cancer biology platform.
- Our non-hierarchical structure and highly cooperative organizational culture allows us to access the cross-functional capabilities needed to develop, maintain and continually improve our new generation cancer biology platform.

Our robust preclinical and clinical pipeline demonstrates our significant commitment and ability to devote the necessary time, energy and resources required to build, validate and continue to advance our cancer biology platform. Our platform has enabled us to advance four candidates to the clinic and to execute our combination strategy. We believe we are one of only two companies today to wholly own both a clinical-stage BTK inhibitor for cancer treatment and PD-1 inhibitor and one of the few companies to have discovered, and advanced to the clinical stage, a PARP inhibitor and PD-1 inhibitor or a BRAF inhibitor and PD-1 inhibitor for use as combination therapies. We believe that our cancer biology platform is critical to developing rational combinations that enable us to become a leader in next-generation cancer therapies.

## Our Clinical-Stage Drug Candidates

We have used our cancer biology platform to develop four clinical-stage drug candidates that we believe have the potential to be best-in-class or first-in-class. In addition, we believe that each has the potential to be an important component of a drug combination addressing major unmet medical needs.

Moreover, we believe that compounds in our clinical and preclinical pipeline have the potential to be first-in-class therapeutics in China, and, as locally developed compounds, to qualify for a separate, and potentially accelerated, regulatory path.

Over time, we intend to strengthen our position with additional drug combinations utilizing our own drugs and in some cases third-party drugs to compete globally as first-in-combination and best-in-combination cancer therapies.

The following table summarizes our clinical pipeline:

Program	Molecular Target	Commercial Rights	Preclinical	Dose Escalation	Dose Expansion	Potential Differentiation	
						Registration Trials	
BGB-3111	BTK	Worldwide				Deeper target suppression enabled by improved selectivity and exposure	Small Molecules
BGB-A317	PD-1	Worldwide				Fc receptor binding has been engineered out	Antibody
BGB-290	PARP	Worldwide <sup>1</sup>				Significant brain penetration, strong DNA trapping and high selectivity	Small Molecules
BGB-283	RAF Dimer	Worldwide <sup>1</sup>				Inhibits monomer and dimer forms of RAF; potential activity in RAS	Small Molecules

(1) Limited collaboration with Merck KGaA, Darmstadt Germany.

The following table summarizes the status of our clinical pipeline in China:

Small Molecules
  Antibody

**Clinical Pipeline Status in China**

Program	Molecular Target	Preclinical	CTA Approval	Dose Confirmation/ Expansion	Registration Trials	Status
BGB-3111	BTK					Registration Trials: Phase 2 R/R CLL/SLL Phase 2 R/R MCL
BGB-A317	PD-1					Recruiting
BGB-290	PARP					Recruiting
BGB-283	RAF Dimer					Recruiting

The following table summarizes our combination therapy pipeline:

External Combo
  Internal Combo

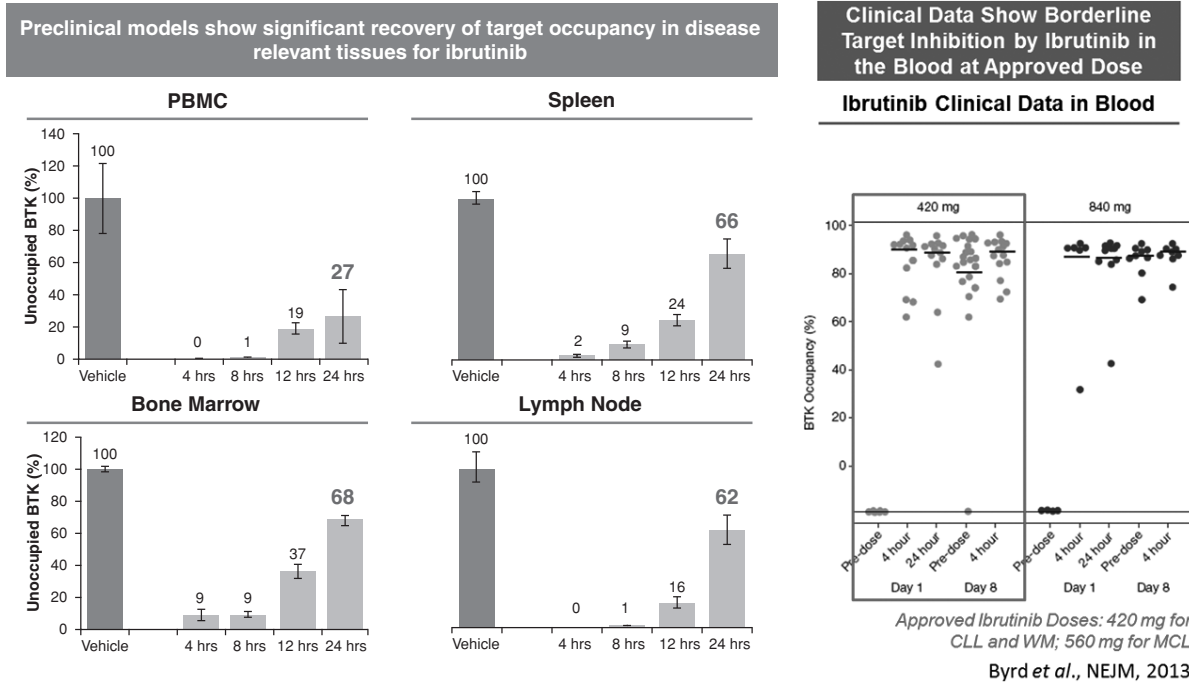
Combination	Mechanism of Action	Planning for Combination	Dose Escalation	Dose Expansion	Registration Trials	Differentiation
BGB-3111 + Gazyva	BTK + CD20					No interference with CD20 antibody activity due to BTK selectivity
BGB-A317 + BGB-290	PD-1 + PARP					Good tolerability due to PARP selectivity; internal combination
BGB-A317 + BGB-3111	PD-1 + BTK					Good tolerability due to BTK selectivity; internal combination

### ***BGB-3111, Bruton's Tyrosine Kinase Inhibitor***

**BGB-3111** is a potent and highly selective small molecule BTK inhibitor. We are currently developing BGB-3111 as a monotherapy and in combination with other therapies for the treatment of a variety of lymphomas. BGB-3111 has demonstrated higher selectivity against BTK than ibrutinib, the only BTK inhibitor currently approved by the FDA and the European Medicines Agency, or EMA, based on biochemical assays and higher exposure than ibrutinib based on their respective Phase 1 experience.

In addition, we believe BGB-3111 is the only BTK inhibitor that has demonstrated sustained target inhibition in disease-relevant tissues. Our preclinical data show that target inhibition by ibrutinib at disease relevant tissues, such as the lymph node, bone marrow, and spleen, in mice and rats was not sustained over a 24-hour period. Published clinical data on ibrutinib show that ibrutinib's target inhibition in the blood is borderline at the approved dose of 420 mg once a day, with BTK occupancy in a significant portion of patients below 80%.

### Target Inhibition by Ibrutinib Is Incomplete



Note: PBMC = Peripheral Blood Mononuclear Cell. Source: BeiGene data on file and Byrd et al, NEJM, 2013.

As of March 20, 2017, we have enrolled over 340 patients in monotherapy and combination trials of BGB-3111. In January 2017, we initiated a global, multi-center randomized Phase 3 trial in Waldenström's Macroglobulinemia, or WM that will enroll approximately 170 patients at clinical sites in North America, Europe, Australia, and New Zealand. Subsequently, in March 2017, we initiated two single-arm, open-label, multi-center, pivotal studies in China in relapsed or refractory chronic lymphocytic leukemia, or CLL, or small lymphocytic lymphoma, or SLL, and in relapsed or refractory mantle cell lymphoma, or MCL, respectively. In addition, we have completed the dose-escalation phase of our Phase 1 trial in Australia, and we are continuing the dose-expansion phase in patients with select lymphoid malignancies including CLL, diffuse large B-cell lymphoma, or DLBCL, follicular lymphoma, or FL, MCL, marginal zone lymphoma, or MZL, WM, hairy cell lymphoma, or HCL. In the completed dose-escalation phase of our clinical trial, no protocol-defined dose-limiting toxicities were observed. BGB-3111 achieved several-fold higher exposure levels compared to that seen for the approved doses of ibrutinib. Proof-of-concept has been established for BGB-3111 with clinical data indicating that BGB-3111 is a potent BTK inhibitor with anti-tumor activity observed in multiple types of lymphomas starting at the lowest dose tested, 40 mg once daily, or QD. We have also initiated a combination study in Australia and the United States with obinutuzumab, an anti-CD20 monoclonal antibody approved for CLL.

### *Mechanism of Action*

BTK is a key component of the B-cell receptor, or BCR, signaling pathway and is an important regulator of cell proliferation and cell survival in various lymphomas. BTK inhibitors block BCR-induced BTK activation and its downstream signaling, leading to growth inhibition and cell death in certain malignant white blood cells called B-cells. BGB-3111 is an orally active inhibitor of BTK that covalently binds to the cysteine Cys-481 of BTK, resulting in irreversible inactivation of the kinase. It has also been shown that BTK inhibitors can inhibit solid tumor growth by regulating the tumor microenvironment in preclinical animal models.

### *Market Opportunity*

Lymphomas are a group of blood-borne cancers involving lymphatic cells of the immune system. They can be broadly categorized into non-Hodgkin's lymphomas, chronic B-cell leukemias, predominantly CLL, and acute B-cell leukemias. Depending on the origin of the cancer cells, lymphomas are also characterized as B-cell or T-cell lymphomas. B-cell lymphomas make up approximately 85% of non-Hodgkin's lymphomas and comprise a variety of specific diseases involving B-cells at differing stages of maturation or differentiation. Preliminary data from animal models involving BGB-3111 and third-party BTK inhibitors also suggest potential applications in solid tumors and inflammatory diseases, which could substantially expand our market opportunity.

### *Current Therapies and Limitations*

Conventional methods of treatment of lymphomas vary according to the specific disease or histology, but generally include chemotherapy, antibodies directed at CD20, and, less frequently, radiation. Recently, significant progress has been made in the development of new therapies for lymphomas, including BCR signaling inhibitors, primarily with the BTK inhibitor ibrutinib and the PI3K delta inhibitor idelalisib. In addition, there are other inhibitors of BCR signaling pathways in development, such as PI3K delta/gamma, IRAK4 and SYK.

The BTK inhibitor ibrutinib was first approved by the FDA in 2013 for the treatment of patients with MCL who have received at least one prior therapy. Since 2013, ibrutinib has received supplemental FDA approvals for the treatment of patients with CLL, CLL patients with 17p deletion, patients with WM, and MZL patients who have received at least one prior anti-CD20-based therapy. Ibrutinib is also approved by the EMA for treatment of patients with MCL, CLL, or WM. Ibrutinib has subsequently been approved in over 40 countries, but not China. Reported global sales of ibrutinib were approximately \$2 billion in 2016.

Despite the clinical and commercial success of ibrutinib, we believe based on its product profile that meaningful differentiation is possible in at least the following aspects:

- *Safety and tolerability.* Although ibrutinib has shown a favorable safety profile compared to traditional chemotherapies, it is associated with adverse reactions that can limit its tolerability as a chronic treatment and in some cases can be treatment-limiting or life-threatening. These adverse reactions—including diarrhea, thrombocytopenia, or low blood platelet count, bleeding and AF—are believed to be due to ibrutinib's broad inhibition of kinases other than BTK, including EGFR, JAK3 and TEC.
- *Sustainable target inhibition in disease originating tissue.* Although ibrutinib induced sustained BTK inhibition when measured in the plasma of patients, our preclinical studies of ibrutinib show that target inhibition in disease-relevant tissues, such as the lymph node, bone marrow and spleen, in mice and rats was not sustained over a 24-hour period.
- *Oral bioavailability.* Ibrutinib has shown 7–23% oral bioavailability in preclinical studies, as evidenced by the daily dose of 420 mg or 560 mg required in the clinic.



- *Combinability with ADCC-dependent antibodies.* Anti-CD20 agents, such as rituximab, obinutuzumab and ofatumumab, are considered effective therapies for lymphomas. Several preclinical studies have demonstrated that ibrutinib, potentially due to its inhibitory activity against ITK, interferes with rituximab-mediated ADCC, which is the mechanism by which rituximab and other anti-CD20 antibodies are believed to exert their immune defense activities. Therefore, these preclinical data suggest that the activity of rituximab and other ADCC-dependent antibodies may be reduced when combined with ibrutinib.

#### *Potential Advantages of BGB-3111*

We believe, based on our preclinical and clinical data, that BGB-3111 has the potential to be differentiated from ibrutinib in the following respects:

- *Better safety and tolerability.* Based on our preclinical studies, we believe BGB-3111 is more selective than ibrutinib in the inhibition of BTK and has less off target inhibition of other kinases, including EGFR, ITK, JAK3, HER2 and TEC, which we believe are associated with ibrutinib toxicity. Results from our preclinical biochemical and cellular assays show that BGB-3111 has similar potency for BTK as compared to ibrutinib while being less active against other kinase targets than ibrutinib, as reflected by the higher dose required to inhibit half the enzymatic activity, or IC<sub>50</sub>. Based on the selectivity of BGB-3111 relative to ibrutinib, a 2- to 70-fold higher concentration of BGB-3111 is required to achieve similar levels of inhibition in these other targets as compared to ibrutinib. Therefore, BGB-3111 has the potential to be associated with fewer toxicities.
- *More sustained inhibition in disease originating tissue.* In our preclinical studies, BGB-3111 has demonstrated favorable pharmacokinetic properties. The comparatively high drug level of BGB-3111 in disease originating tissue as demonstrated in the clinic could potentially translate into a more complete and sustainable inhibition and a better quality of response than ibrutinib. Ibrutinib demonstrated a dose-dependent BTK occupancy in PBMCs, during its dose-escalation study. However, even at 420 mg, its approved dose for CLL, ibrutinib did not achieve complete or sustained target occupancy in PBMCs in a significant proportion of patients. In addition, BGB-3111's favorable safety profile may allow higher drug exposure, which could result in more sustained target inhibition. Available data from our completed dose-escalation trial suggest that BGB-3111 achieved several fold higher exposure levels compared to that achieved by the approved doses of ibrutinib in its Phase 1 study. Paired biopsy data from our Phase 1 study in Australia indicate that BGB-3111 is able to sustainably inhibit BTK in the lymph node, especially with 160 mg twice daily, or BID dosing.
- *Better oral bioavailability.* BGB-3111 has shown oral bioavailability of 25–47% in our preclinical animal studies. Based on human data generated in our dose-escalation trial compared to reported data for ibrutinib, BGB-3111 has better oral bioavailability than ibrutinib. Pharmacokinetic data from our clinical studies show a robust and dose-dependent increase in drug exposure and the drug exposure of BGB-3111 at 80 mg QD was comparable to that reported for ibrutinib at 560 mg QD. In addition, the free drug concentration of BGB-3111 at 40 mg QD was comparable to that reported for ibrutinib at 560 mg QD. Lastly, pharmacokinetics data for BGB-3111 suggest that there appears to be far less interpatient variability in drug exposure as compared to ibrutinib.
- *Better combinability with ADCC-dependent antibodies.* Our preclinical data show that BGB-3111 has less off-target inhibition for ITK than ibrutinib in biochemical and cell models. BGB-3111 displayed a more limited inhibitory effect on rituximab-induced ADCC than ibrutinib in cell-based studies. In a human MCL xenograft model the addition of rituximab to ibrutinib did not improve tumor activity as compared to ibrutinib as a monotherapy. However, the

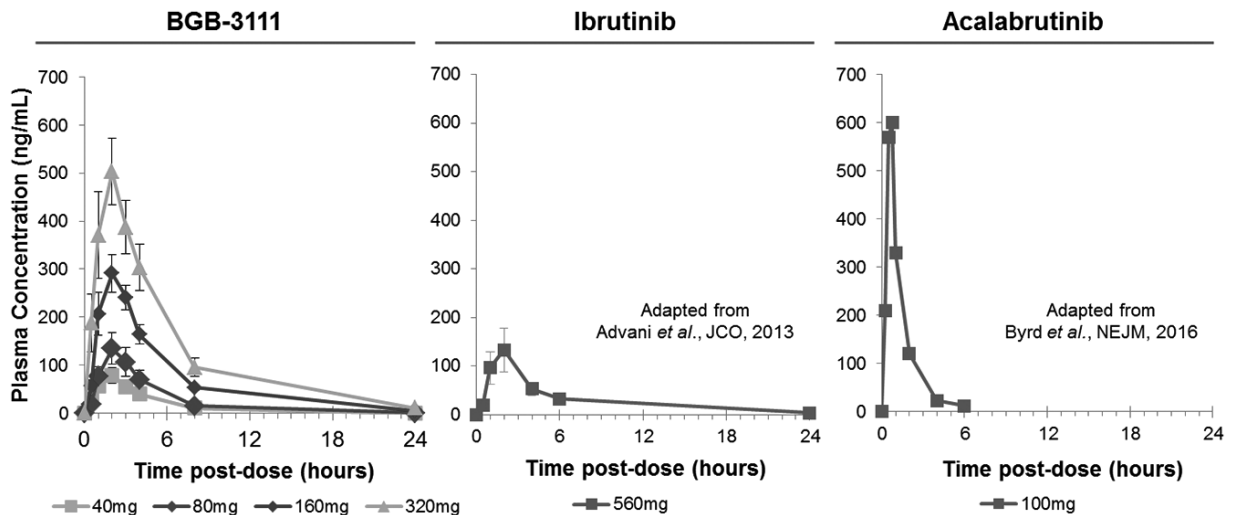
combination of rituximab and BGB-3111 demonstrated improved anti-tumor activity as compared to either as a monotherapy. We believe this may translate into better activity in patients when BGB-3111 is combined with rituximab or other ADCC-dependent antibody therapies.

#### *Summary of Clinical Results*

As of March 20, 2017, over 340 patients have been enrolled in monotherapy and combination trials of BGB-3111. Preliminary data from our Phase 1 trial suggest that BGB-3111 is well-tolerated. The multi-center, open-label Phase 1 trial is being conducted in Australia, New Zealand, the United States and South Korea to assess the safety, tolerability, pharmacokinetic properties and preliminary activity of BGB-3111 as a monotherapy in patients with different subtypes of B-cell malignancies, including CLL, DLBCL, FL, MCL, MZL, WM, and HCL. We have completed the dose-escalation phase, and we are currently in the dose-expansion phase. The initial results of the dose-escalation phase and dose-expansion phase of our clinical trial show that, consistent with BGB-3111's pharmacokinetic profile, complete and sustained 24-hour BTK occupancy in the blood was observed in all tested patients, starting at the lowest dose of 40 mg QD. In addition, sustained full BTK occupancy was observed in the lymph node especially for the 160 mg BID dosing regimen. No protocol-defined dose-limiting toxicities were observed and only one treatment discontinuation due to drug-related adverse events, or AES was reported as of October 3, 2016, the most recent data analysis. Based on the pharmacokinetics, pharmacodynamics, safety and efficacy evaluation of BGB-3111 in the dose-escalation phase, 160 mg BID has been selected as the Phase 3 dose. Proof-of-concept has been established for BGB-3111 with clinical data suggesting that BGB-3111 is a potent BTK inhibitor with objective anti-tumor activity observed in multiple types of lymphomas including CLL, MCL, and WM.

The chart below shows the pharmacokinetic profile of BGB-3111 from this Phase 1 trial, in comparison to historical data with ibrutinib and acalabrutinib.

**BGB-3111: Drug Exposure in Humans, Half-life, and *In Vitro* Potency Comparison to Historical Data on Ibrutinib and Acalabrutinib ^**

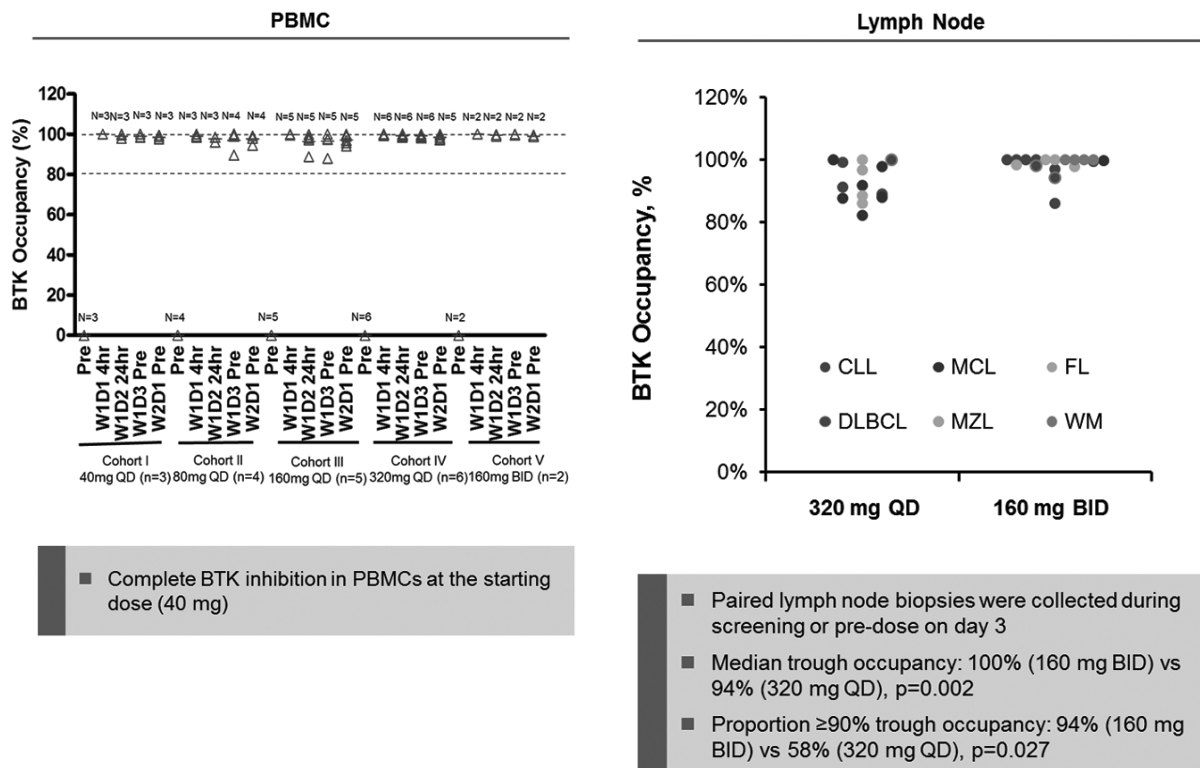


<i>In Vitro</i> BTK Inhibition IC50 Relative to Ibrutinib		
BGB-3111	Ibrutinib	Acalabrutinib
1.1 <sup>1</sup>	1	3.4 <sup>2</sup> -7.2 <sup>3</sup>

Note: ^ Cross-trial comparisons; C<sub>max</sub> = maximum plasma concentration; AUC = area under the concentration-time curve as a standard measurement of drug exposure; Free drug exposure = unbound AUC as a measurement of unbound drug exposure. Sources<sup>1</sup> Tam *et al.*, ASH, 2015;<sup>2</sup> Byrd *et al.*, NEJM, 2016;<sup>3</sup> Lannutti *et al.*, AACR, 2015,<sup>4</sup>BeiGene data on file.

In addition, sustained BTK occupancy was achieved both in the blood, or PBMC, starting at the lowest dose of 40 mg QD, and in the lymph node, with 160 mg BID, in particular, as shown below.

### BGB-3111: Complete and Sustained BTK Inhibition in PBMC and Lymph Node



On December 5, 2016, we presented data from our Phase 1 trial for a total of 33 WM patients at the 2016 American Society of Hematology Annual Meeting. Forty-five relapsed / refractory or treatment naïve WM patients were enrolled in the Phase 1 trial as of November 21, 2016, of which 33 patients were evaluable for safety and response at the cutoff date of October 3, 2016. Responses were determined according to the modified Sixth International Workshop on WM criteria.

In the most recent data analysis, which had a cutoff of October 3, 2016, AEs were generally mild in severity, self-limited, and usually encountered only in the earlier part of the treatment course. The most frequent AEs ( $\geq 20\%$ ) of any attribution were upper respiratory tract infection (39%), petechiae (spots that appear on the skin as a result of bleeding) / purpura (subcutaneous bleeding) / contusion (33%), nausea (24%), diarrhea (24%), and constipation (21%), all grade 1 or 2 in severity except for one case of diarrhea (3%). Four serious adverse events, or SAEs, were assessed as possibly related to BGB-3111, including one case each of grade 3 cryptococcal meningitis, grade 3 pneumonia, grade 2 atrial fibrillation, or AF, and grade 2 vomiting. Other grade 3 or greater events considered possibly related to BGB-3111 included two cases of neutropenia and one case each of diarrhea, hypertension, increased liver function test, pulmonary hypertension, and vomiting. In total, three cases of AF were reported (all grade 1 or 2), and two of the three occurred in patients with pre-existing AF. No serious hemorrhage ( $\geq$  grade 3 hemorrhage or central nervous system, or CNS, hemorrhage of any grade) was reported. The only treatment discontinuation was due to exacerbation of pre-existing bronchiectasis in a patient who achieved a very good partial response, or VGPR, on BGB-3111, and the subsequent death of this patient was also the only fatal event in the study and was assessed by the investigator to be unrelated to study treatment.

After a median follow-up of 9.6 months (3.0–24.7 months), 32 of the 33 patients were evaluable for response as one patient had IgM < 500 mg/dl at baseline. The rate of overall response, defined as minor response, or MR, or better, was 94%. The major response rate, defined as partial response, or PR, or better, was 78% (25 out of 32 patients). VGPRs ( $\geq 90\%$  reduction or normalization of IgM and reduction in lymphadenopathy / splenomegaly) have been observed in 34% (11 out of 32 patients) and PRs (50–89% reduction in IgM and reduction in lymphadenopathy / splenomegaly) in 44% (14 out of 32 patients) of patients to date. IgM decreased from a median of 32.5g/l at baseline to 4.0g/l, and hemoglobin increased from a median of 10.3g/dl at baseline to 13.6g/dl. There have been no cases of disease progression.

### BGB-3111 Phase 1 Trial in WM: Efficacy Summary

	Total (n=32)
Median follow-up (range)	9.6 months (3.0–24.7 months)
Best Response (n=32)	
CR	0
VGPR	11 (34%)
PR	14 (44%)
MR	5 (16%)
SD	2 (6%)
	} 78%* } 94%**
IgM reduction (median, %)	32.5 g/L to 4.0 g/L (88%)
Hemoglobin Change (median)	10.3 g/dl to 13.6 g/dl
Lymphadenopathy Reduction by CT (#patients, range)	12/12 (9–100%)

Responses were determined according to the modified Sixth International Workshop on WM criteria

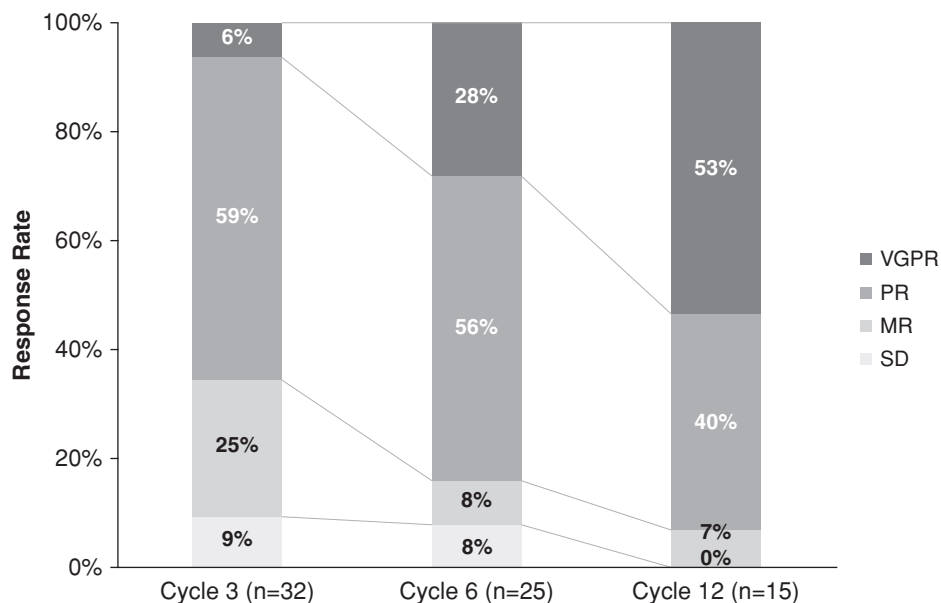
\* Major response rate

\*\* Overall response rate

*MYD88* and *CXCR4* mutational analysis results were available for 23 patients who were evaluable for response at the data cutoff. Of 18 evaluable patients with the *MYD88L265P* / *CXCR4WT* genotype, eight achieved VGPRs, seven achieved PRs, two achieved MRs, and one had stable disease, or SD. The two patients with the *MYD88L265P* / *CXCR4WHIM* genotype achieved a PR and an MR, respectively. Responses were also seen in *MYD88WT* patients, including one PR, one MR, and one SD among three evaluable patients. Analysis of patient response by genomic characteristics was ongoing.

The depth of response to BGB-3111 in the Phase 1 trial improves with longer treatment. In 32 evaluable patients who had three cycles of BGB-3111 treatments, the VGPR rate was 6%, the PR rate was 59%, the MR rate was 25%, and the SD rate was 9%. The major response rate was 65%. In 25 evaluable patients who had six cycles of treatments, the VGPR rate improved to 28%, and the major response rate improved to 84%. In 15 evaluable patients who had 12 cycles of treatments, the VGPR rate improved to 53%, and the major response rate improved to 93%.

### BGB-3111 Phase 1 Trial in WM: Depth of Response Improves Over Time on Treatment



The table below includes comparison of data of BGB-3111 to ibrutinib data at similar points of maturity. The major response rate in the BGB-3111 Phase 1 study presented at the International Workshop on Waldenström’s Macroglobulinemia-9 conference, or IWWM-9, was 83%, and the VGPR rate was 33%. The data cutoff date for IWWM-9 was September 9, 2016. At similar early follow-up time points in two different studies, ibrutinib has a major response rate ranging from 57% to 65% and a VGPR rate of 6%.

**BGB-3111 Phase 1 Trial in WM: Response Rate and Depth vs. Ibrutinib<sup>^</sup>  
Comparison of Response Rates to Historical Data on Ibrutinib with Comparable Follow-Up Time**

Molecule (Trial)	BGB-3111 (Phase I)	Ibrutinib (Treon)	Ibrutinib (PCYC-1127)
Trial Size	<b>24</b>	63	31
Median Follow-Up	<b>8.0 months</b>	6.0 months	7.7 months
Major Response (VGPR)	<b>83% (33% VGPR)</b>	57%* (6% VGPR)	65%# (VGPR NR)
MR	<b>8%</b>	24%	19%
SD	<b>8%</b>	17%	16%
Median IgM Reduction	<b>90%</b>	63%	NR

Notes: <sup>^</sup> Cross-trial comparisons. \* Long-term follow-up (median treatment duration 19.1 months): Major RR 73%, VGPR (IgM only) 16%; # Long-term follow-up (median follow-up 17.1 months): Major RR 71%, VGPR 13% (modified IWWM-6); NR = Not Reported

In addition to data in WM, updated data on BGB-3111 in patients with CLL from the dose-escalation and dose-expansion phases of the Phase 1 trial were presented on December 5, 2016 at the 2016 American Society of Hematology Annual Meeting. As of November 21, 2016, 63 patients with CLL or SLL, were enrolled in the study. The data presented were from a total of 46 CLL or SLL patients who had at least 12 weeks of follow-up or discontinued treatment prior to week 12, by the data cutoff of October 3, 2016.

BGB-3111 was well-tolerated. Only one patient had discontinued BGB-3111 treatment for an AE, a grade 2 pleural effusion. The most frequent AEs ( $\geq 20\%$ ) of any attribution were petechiae / purpura / contusion (48%), upper respiratory tract infection (33%), fatigue (28%), diarrhea (20%), cough (20%), and headache (20%), all of which were grade 1 or 2 in severity except for one case of grade 3 purpura. Three SAEs were assessed as possibly related to BGB-3111, including one case each of grade 2 cardiac failure, grade 2 pleural effusion, and grade 3 purpura. Other grade 3 or greater events considered possibly related to treatment included three cases of neutropenia and one case of AF, which was the only AF case reported. The case of purpura was the only major bleeding event; no other cases of serious hemorrhage (defined as  $\geq$  grade 3 hemorrhage or CNS hemorrhage of any grade) were reported.

The table below summarizes most frequent AEs ( $\geq 15\%$ ) independent of causality in our Phase 1 trial in WM and CLL cohorts.

**BGB-3111 Phase 1 Safety: AEs Independent of Causality—BGB-3111 is Well-Tolerated in CLL/SLL and WM**

Most Frequent Adverse Events ( $\geq 15\%$ ) Independent of Causality					
CLL (n=46)			WM (n=33)		
AE, n (%)	All Grade	Grade 3–4	AE, n (%)	All Grade	Grade 3–4
<b>Petechiae/ purpura/ contusion</b>	22 (48%)	1 (2%)	<b>Upper respiratory tract infection</b>	13 (39%)	0
<b>Upper respiratory tract infection</b>	15 (33%)	0	<b>Petechiae/ purpura/ contusion</b>	11 (33%)	0
<b>Fatigue</b>	13 (28%)	0	<b>Nausea</b>	8 (24%)	0
<b>Cough</b>	9 (20%)	0	<b>Diarrhea</b>	8 (24%)	1 (3%)
<b>Diarrhea</b>	9 (20%)	0	<b>Constipation</b>	7 (21%)	0
<b>Headache</b>	9 (20%)	0	<b>Headache</b>	6 (18%)	1 (3%)
<b>Muscle spasms</b>	8 (17%)	0	<b>Anemia</b>	5 (15%)	4 (12%)
<b>Nausea</b>	7 (15%)	0	<b>Rash</b>	5 (15%)	0
<b>Arthralgia</b>	6 (13%)	0	<b>Neutropenia</b>	4 (12%)	2 (6%)
<b>Dizziness</b>	5 (11%)	0	<b>Back pain</b>	4 (12%)	0
<b>Constipation</b>	5 (11%)	0	<b>Urinary tract infection</b>	4 (12%)	0
<b>Neutropenia</b>	5 (11%)	4 (9%)			
<b>Rash</b>	5 (11%)	0			

After a median follow-up of 8.6 months (2.2–20.9 months), the rate of overall response was 96% (44 out of 46 patients) with PR in 67% (31 out of 46 patients) and PR with lymphocytosis in 28% (13 out of 46 patients) of patients. SD was observed in 2% (1 out of 46 patients) of patients. The patient who discontinued prior to week 12 due to pleural effusion was not evaluable for response. No instances of disease progression or Richter’s transformation had occurred.



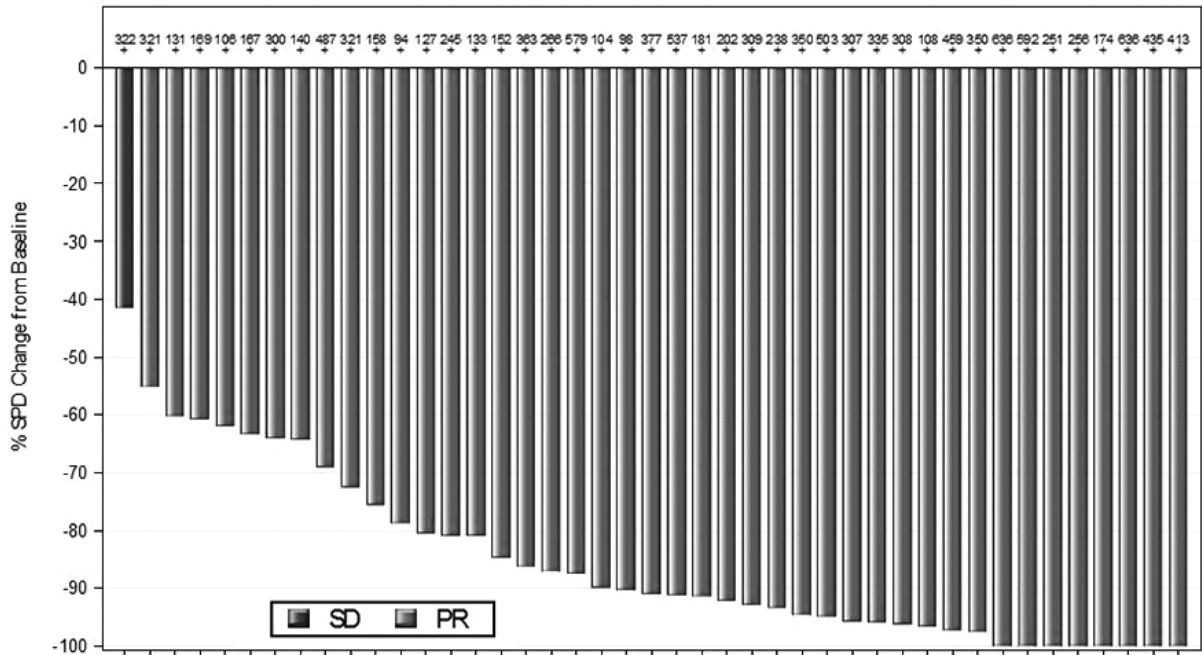
### BGB-3111 Phase 1 Trial in CLL

	Total (n=46)
Median follow-up (range)	8.6 months (2.2–20.9 months)
Best Response (n=46)	
CR	0
PR	31 (67%)
PR-L	13 (28%)
SD	1 (2%)
D/C prior to assessment	1 (2%)
	<b>96% ORR*</b>
Treatment Discontinuation	
Adverse event	1 (2%)
Disease progression	0 (0%)
Richter's transformation	0 (0%)

\* ORR in patients with del17p and/or 11q- (n=17)= 100%

The figure below shows the sum of the product of the diameters, or SPD, measures of the lymph nodes from baseline. Eight patients had 100% SPD reduction from baseline, or complete resolution of lymphadenopathy.

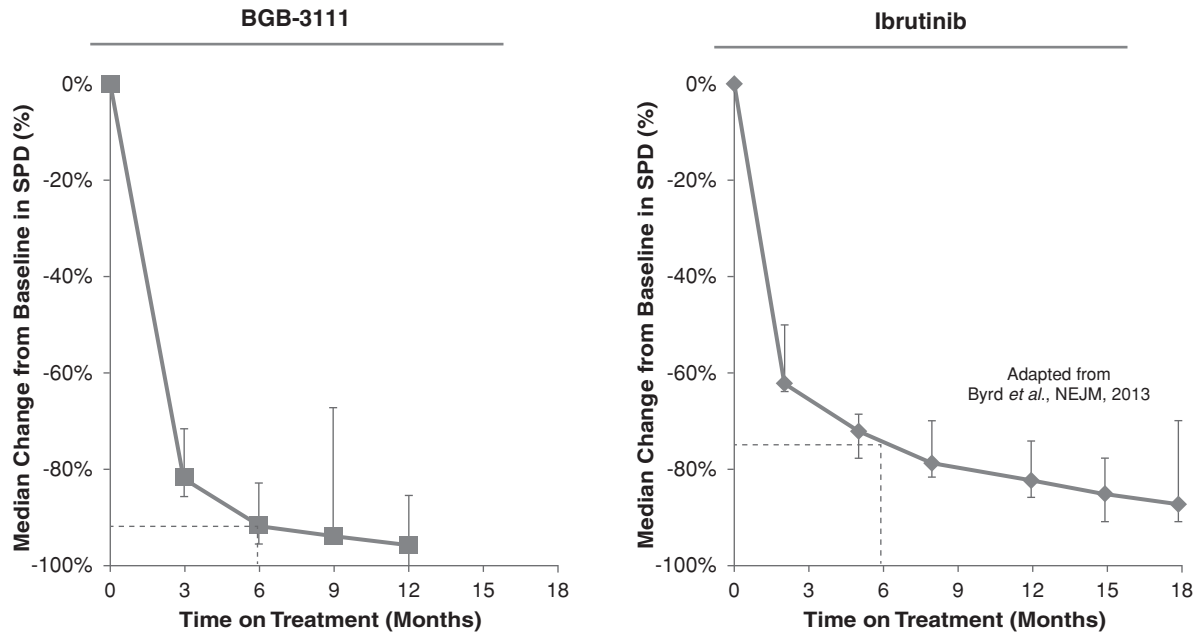
### BGB-3111 Phase 1 Lymph Node Response



Note: All responses are evaluated per International Workshop on Chronic Lymphocytic Leukemia criteria; two patients have purely leukemic disease, lymphadenopathy is not evaluable and only absolute lymphocyte count is evaluable for response, and one patient discontinued from the study prior to the first assessment. Source: Tam et al. ASH 2016 (abstract 642) presentation based on data cutoff of October 3, 2016

The figure below shows the median change of SPD from baseline over the treatment time. The tumor shrinkage improves over the time on treatment. Consistent with data we observed in a WM cohort, the response in CLL, in this case measured by change of SPD, appears to be deeper with BGB-3111.

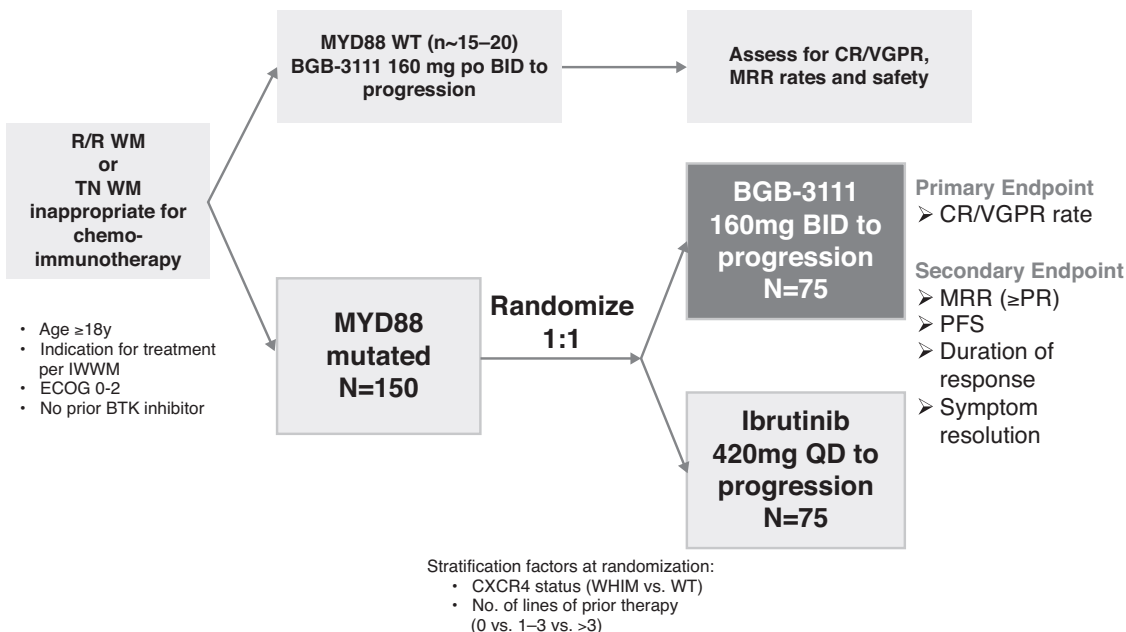
**BGB-3111 Phase 1: Median Change from Baseline in SPD over Treatment Time—Consistent with WM Data, Response Also Appears Deeper in CLL<sup>^</sup>**



Note: <sup>^</sup> Cross-trial comparisons. Source: Adapted based on data from Tam et al. ASH 2016 (abstract 642) and Byrd et al., NEJM 2013

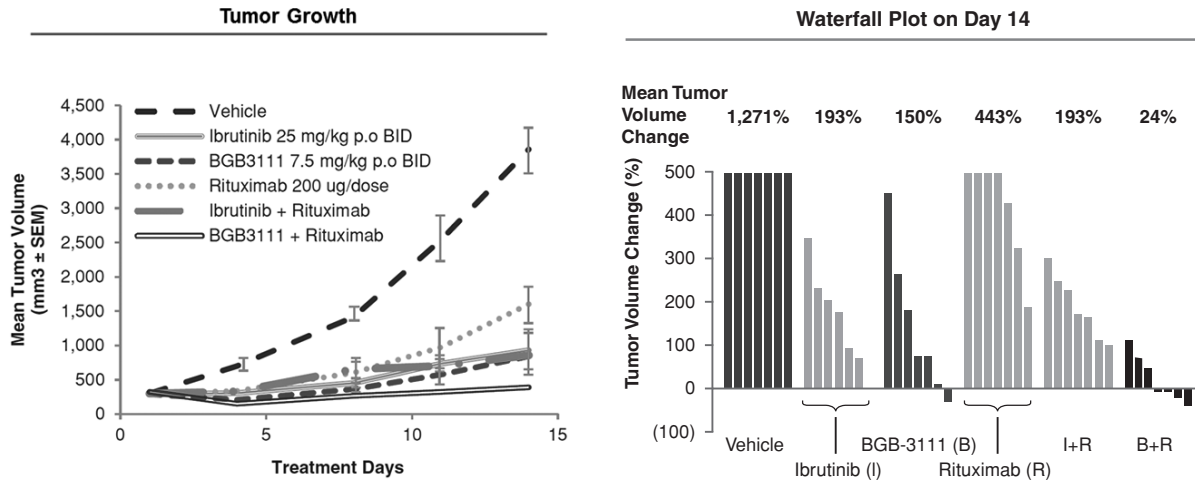
In January 2017 we initiated a global, multi-center randomized Phase 3 pivotal trial in WM in which we plan to enroll approximately 170 patients at clinical sites in North America, Europe, Australia, and New Zealand to determine whether the quality of response with BGB-3111 in WM is superior to that of ibrutinib. The study will compare BGB-3111 with ibrutinib in relapsed or refractory WM patients or treatment-naïve WM patients who are inappropriate for chemo-immunotherapy. Patients will be tested for mutation status of the *MYD88* gene and assigned to *MYD88* mutation and wildtype cohorts accordingly. We expect to enroll 150 patients in the *MYD88* mutation cohorts, who will be randomized in a 1:1 ratio to receive either BGB-3111 160 mg orally BID or ibrutinib 420 mg orally QD until progression. The primary endpoint is combined rate of complete responses, or CRs, and VGPRs. Secondary endpoints include major response rate, progression-free survival, duration of response, and symptom resolution. The randomization will be stratified by *CXCR4* mutational status and number of lines of prior therapy. Approximately 20 patients with *MYD88* wildtype status will be enrolled in the second cohort and receive BGB-3111. The patients will be evaluated for the combined rate of CRs and VGPRs, major response rates, and safety. Below schematic shows the design of the Phase 3 pivotal trial in WM.

### BGB-3111 Phase 3 Study Design in WM



Moreover, we are evaluating BGB-3111 in combination clinical trials. Our preclinical data show that BGB-3111 has less off-target inhibition for ITK than ibrutinib in biochemical and cell models. BGB-3111 displayed a more limited inhibitory effect on rituximab-induced ADCC than ibrutinib in cell-based studies. As shown in the graph below, in a human MCL xenograft model the addition of rituximab to ibrutinib did not improve tumor activity as compared to ibrutinib as a monotherapy. However, the combination of rituximab and BGB-3111 demonstrated improved anti-tumor activity as compared to either as a monotherapy. We believe this may translate into better activity in patients when BGB-3111 is combined with rituximab or other ADCC-dependent antibody therapies. We initiated the combination trial with CD20 antibody obinutuzumab in patients with B-cell malignancies in January 2016, and this trial is currently in its dose-expansion phase.

## BGB-3111 Combination Potential: Differentiated Activity in Combination with CD20 Antibody Relative to Ibrutinib\*

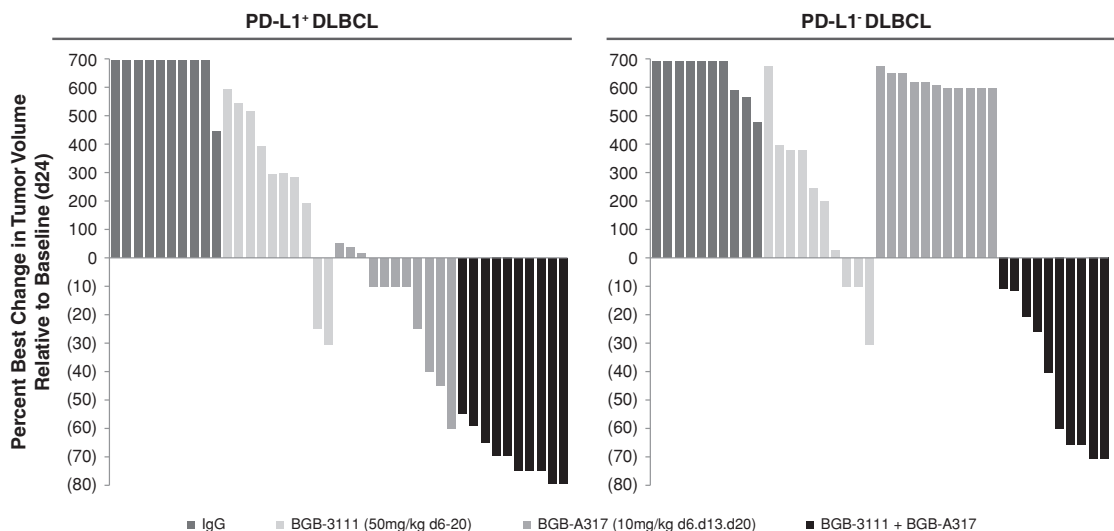


Note: \* All preclinical studies. Source: Kohrt et al, Blood, 2014; BeiGene data on file

We also explored the combination of BGB-3111 and our PD-1 antibody, BGB-A317 in two DLBCL primary tumor models. In both models, BGB-3111 showed weak monotherapy activity. When used as a monotherapy BGB-A317 was only active in the PD-L1 positive tumor. However, the combination of BGB-3111 and BGB-A317 was highly active, better than either monotherapy, and induced tumor regression in both PD-L1 positive and PD-L1 negative models. A combination clinical trial of BGB-3111 with BGB-A317 was initiated in June 2016 and is in its dose-escalation phase.

## BGB-3111 Combination Potential: Strong Rationale to Combine Our BTK and PD-1 Inhibitors

In Primary DLBCL Tumor Models, the Combination of Our BTK and PD-1 Inhibitors Shows Synergistic Effect



In China, we have initiated two pivotal studies for BGB-3111. In March 2017, we initiated single-arm, open-label, multi-center pivotal clinical trials of BGB-3111 monotherapy in China in

patients with relapsed or refractory MCL and in patients relapsed and refractory CLL or SLL, respectively. The primary endpoint in each of these trials is the objective response rate, and secondary endpoints include progression free survival, duration of response, time to response, safety, and tolerability. We believe BGB-3111 is the first BTK inhibitor being developed in China under the Category 1.1 domestic regulatory pathway to enter into human testing and to present clinical data.

We plan to expand our registration program for BGB-3111. In addition, we plan to present data from the combination studies of BGB-3111 with obinutuzumab and BGB-3111 with BGB-A317 at medical conferences in 2017.

### ***BGB-A317, PD-1 Antibody***

**BGB-A317** is an investigational humanized monoclonal antibody against the immune checkpoint receptor PD-1. We are developing BGB-A317 as a monotherapy and as a combination agent for various solid-organ and blood-borne cancers. PD-1 is a cell surface receptor that plays an important role in down-regulating the immune system by preventing the activation of certain types of white blood cells called T-cells. PD-1 inhibitors remove the blockade of immune activation by cancer cells. We believe BGB-A317 may be differentiated from the currently approved PD-1 antibodies with the ability to bind Fc gamma receptor I specifically engineered out, and we believe this could potentially result in improved activities. In addition, BGB-A317 has a unique binding signature to PD-1 with high affinity and superior target specificity.

We are evaluating BGB-A317 in the ongoing dose-escalation phase of our clinical trial in relapsed or refractory solid tumor patients and combination trials with our PARP inhibitor, BGB-290 and with our BTK inhibitor, BGB-3111 respectively, in Australia. As of March 20, 2017, we have dosed over 400 patients with BGB-A317 in monotherapy and combination trials. BGB-A317 is the first drug candidate produced from our immuno-oncology biologic programs, and we believe it could serve as one of the cornerstones for our immuno-oncology combination platform.

### ***Mechanism of Action***

Cells called cytotoxic T-cells provide humans an important self-defense mechanism against cancer, patrolling the body, recognizing cancer cells due to immunogenic features that differ from normal cells, and killing cancer cells by injecting poisonous proteins into them. T-cells have various mechanisms built into them that prevent them from damaging normal cells, among which is a protein called PD-1 receptor, which is expressed on the surface of T-cells. The most important signaling protein that could engage PD-1 is called PD-L1, which binds the PD-1 receptor and sends an inhibitory signal inside the T-cell, stopping it from making more poisonous proteins and killing the cells sending the signal via PD-L1 and other cells nearby. Many types of cancer cells have hijacked the PD-L1 expression system that normally exists in healthy cells. By expressing PD-L1, cancer cells protect themselves from being killed by cytotoxic T-cells. BGB-A317 is a monoclonal antibody designed to specifically bind to PD-1, thereby preventing PD-L1 from engaging PD-1. Therefore, we believe BGB-A317 has the potential to restore the cytotoxic T-cell's ability to kill cancer cells.

### ***Market Opportunity***

Forecasts of the market for monotherapy PD-1 and PD-L1 antibodies have increased as new tumor types responding to these antibodies have been identified and data has accumulated regarding their potential efficacy. It is estimated that these inhibitors will have sales in excess of \$36 billion by 2023 across 10 tumors that are the focus of current immune-oncology studies (i.e., melanoma, renal cell cancer, lung cancer, gastric cancer, bladder cancer, HNSCC, triple-negative breast cancer, Hodgkin's lymphoma, Merkel cell carcinoma, and liver cancer).

Tumor types that have been shown to be responsive to a PD-1 antibody include those with the highest annual incidence and mortality rates in China. Specifically, in 2012, 38%, 49%, 45%, and 51% of the worldwide mortalities from lung, esophageal, gastric, and liver cancers respectively occurred in China. Collectively, these four tumor types comprised over 1.6 million new cases in 2012 in China alone, according to the World Health Organization. To our knowledge, BGB-A317 is the first PD-1 antibody developed in China to enter clinical trials and to present clinical data. Due to a distinct regulatory pathway for drug candidates manufactured in China, we believe that BGB-A317 will become an important participant in China's PD-1 antibody and immuno-oncology market.

#### *Potential Advantages of BGB-A317*

We believe BGB-A317 may be differentiated from the currently approved PD-1 antibodies. Specifically, its ability to bind Fc $\gamma$ RI has been engineered out, resulting in a cell biology differentiation compared to the currently approved PD-1 antibodies. Our preclinical data and published literature findings, Dahan et al., 2015, suggest that engagement of Fc $\gamma$ RI may compromise the efficacy of anti-PD-1 antibodies by attracting immune suppressive cells and depleting the T-cell population necessary for attacking the tumor cells. With limited to no ability to bind to the receptor, we believe BGB-A317 could potentially have improved activities. In addition, BGB-A317 has a unique binding signature to PD-1 with high affinity and superior target specificity. In preclinical studies, BGB-A317 showed better cellular functional activities in blocking PD-1 mediated reverse signal transduction and in activating human T-cells and primary PBMCs and improved tumor growth inhibition compared to currently approved PD-1 antibodies.

We believe there could be a large commercial opportunity in China for PD1 antibodies as currently available clinical data suggest that some of the most prevalent cancers in China such as lung, gastric, liver and esophageal cancers are responsive to this class of agents. We believe we are well positioned to take advantage of this opportunity. In addition, the potential to combine BGB-A317 with our multiple clinical-stage and preclinical drug candidates provides us with additional shots on goal. Based on our preclinical data, we believe a strong rationale exists for combining BGB-A317 with our drug candidates BGB-290, BGB-3111, and BGB-283. In addition, we are developing several immuno-oncology candidates that we intend to combine with BGB-A317.

#### *Summary of Clinical Trials*

As of March 20, 2017, we have dosed over 400 patients with BGB-A317 in either monotherapy or combination trials. In April 2016, we completed the enrollment for the ongoing dose-escalation phase, and in May 2016, we initiated the dose-expansion phase of our Phase 1 clinical trial in relapsed or refractory solid tumor patients in Australia, New Zealand, the United States, Korea, and Taiwan.

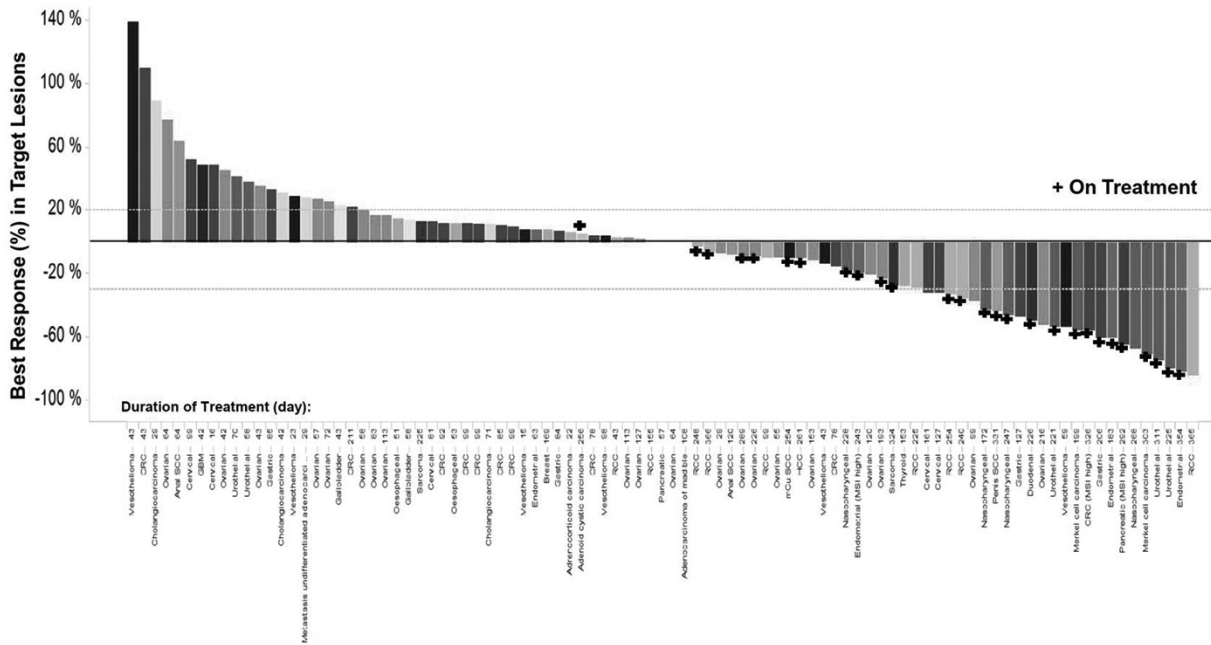
On November 11, 2016, we presented updated data from the dose escalation phase of our ongoing Phase 1 trial for a total of 103 patients with advanced solid tumors at the Society for Immunotherapy of Cancer, or SITC, 31<sup>st</sup> Annual meeting. The preliminary clinical data showed that BGB-A317 was well-tolerated with AEs in keeping with the class effect. Among 103 patients evaluable for safety at the time of the data cutoff for the current safety analysis on August 15, 2016, the most common treatment-related AEs ( $\geq 5\%$ ) were fatigue (19%), diarrhea (13%), rash (11%), pruritus (11%), nausea (8%), hypothyroidism (7%), and infusion related reaction (6%). Treatment-related SAEs included four cases of colitis, two cases of hypotension, and one case each of diarrhea, diabetes mellitus, diabetic ketoacidosis, dyspnea, hypoxia, infusion-related reaction, and pneumonitis. Among these, grade 3 treatment-related SAEs included the two cases of hypotension and one case each of colitis, diabetes mellitus, diabetic ketoacidosis, dyspnea, hypoxia, and pneumonitis. Other treatment-related grade 3 AEs included two cases each of fatigue and hyperglycemia, and one case each of back pain, elevated alanine aminotransferase and elevated gamma-glutamyl transferase. The table below summarizes the AE events.

## BGB-A317 Phase 1 Trial: Most Common Treatment-Related Adverse Events

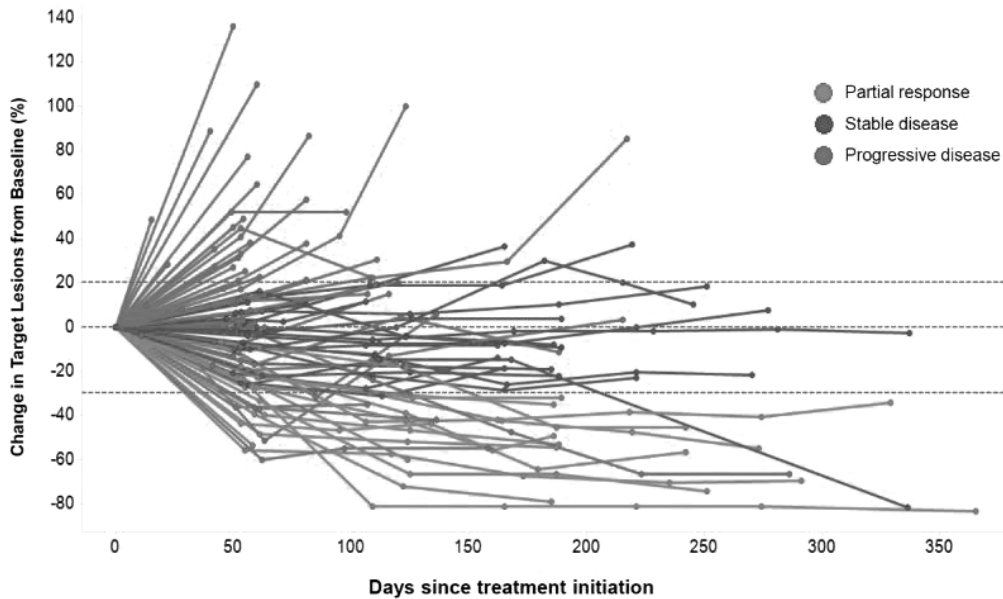
System Organ Class/Events, n* (%)	All Grades (N=103)	Grade ≥3 (N=103)
<b>General disorders and administration site conditions</b>		
Fatigue	20 (19.4)	2 (1.9)
<b>Gastrointestinal disorders</b>		
Diarrhoea	13 (12.6)	0 (0.0)
Nausea	8 (7.8)	0 (0.0)
Colitis	4 (3.9)	1 (1.0)
<b>Skin and subcutaneous tissue disorders</b>		
Pruritus	11 (10.7)	0 (0.0)
Rash	11 (10.7)	0 (0.0)
<b>Endocrine disorders</b>		
Hypothyroidism	7 (6.8)	0 (0.0)
<b>Injury, poisoning and procedural complications</b>		
Infusion related reaction	6 (5.8)	0 (0.0)
<b>Investigations</b>		
ALT increased	5 (4.9)	1 (1.0)
GGT increased	1 (1.0)	1 (1.0)
<b>Vascular disorders</b>		
Hypotension	2 (1.9)	2 (1.9)
<b>Metabolism and nutrition disorders</b>		
Hyperglycaemia	2 (1.9)	2 (1.9)
Diabetes mellitus	2 (1.9)	1 (1.0)
Diabetic ketoacidosis	1 (1.0)	1 (1.0)
<b>Respiratory, thoracic and mediastinal disorders</b>		
Pneumonitis	2 (1.9)	1 (1.0)
Dyspnoea	1 (1.0)	1 (1.0)
Hypoxia	1 (1.0)	1 (1.0)
<b>Musculoskeletal and connective tissue disorders</b>		
Back pain	2 (1.9)	1 (1.0)

A mixed patient population of 27 different tumor types was included in this data analyses, in which patients with melanoma, NSCLC or HNSCC were not enrolled, and patients with renal cell cancer and urothelial carcinoma together represented close to 15% of the enrolled patients. Among 99 patients evaluable for efficacy as of September 30, 2016, anti-tumor activities were observed in 15 patients with a PR and 23 patients with SD. The PRs include three PRs in nine renal cell carcinoma patients; three in six urothelial cancer patients; two in four gastric cancer patients; two in two Merkel cell carcinoma patients; one in four nasopharyngeal patients; one in one penis squamous cell carcinoma patient; one in one duodenal carcinoma patient; two in two MSI-h patients, one with colorectal cancer (among a total of 13 colorectal cancer patients), and one with pancreatic cancer (among a total of two pancreatic cancer patients).

### BGB-A317 Phase 1 Trial: Best Response in Target Lesion in Phase 1 Dose Escalation



### BGB-A317 Phase 1 Trial: Change in Target Lesion from Baseline in Phase 1 Dose Escalation



Four patients who discontinued treatment before the first tumor imaging assessment due to symptomatic deterioration (three cases) or grade 2 infusion reaction (one case) were not evaluable for efficacy. One of seven patients with mesothelioma discontinued therapy due to treatment-related grade 3 pneumonitis prior to obtaining confirmation of an initial PR. Additionally, two of 23 patients with ovarian cancer and one of five patients with cervical cancer had significant tumor shrinkage qualifying for a PR in one imaging assessment but not confirmed in the subsequent assessment due to disease progression.



Additional tumor types enrolled in the study include endometrial, esophageal, gallbladder, breast, and thyroid cancers, cholangiocarcinoma, sarcoma, glioblastoma, hepatocellular, anal squamous cell, cutaneous squamous cell, adrenocorticoid, and adenoid cystic carcinomas, adenocarcinoma of mandible, and undifferentiated adenocarcinoma from teratoma, with one to five patients each.

To date, we have two internal combination clinical trials ongoing. In February 2016, we initiated a Phase 1 clinical trial of BGB-290 in combination with BGB-A317. The dose escalation portion of the study is currently enrolling subjects with TNBC, ovarian cancer, fallopian tube cancer, peritoneal cancer, SCLC, and tumors likely to have DNA damage repair deficiencies susceptible to PARP inhibition or likely to respond to a PD-1 blockade. In June 2016, we initiated a Phase 1 clinical trial with BGB-3111 in combination with BGB-A317 for the treatment of various B-cell malignancies.

We have also initiated a Phase 1 open-label, multi-center trial with BGB-A317 in China in December 2016. The Phase 1 open-label, multi-center study of BGB-A317 is designed to investigate the safety, tolerability, pharmacokinetics, and preliminary antitumor activity of BGB-A317 in Chinese patients with advanced solid tumors.

We plan to advance BGB-A317 into late-stage development. In addition, we plan to present the data from the dose-expansion phase of our clinical trial at a medical conference in 2017. We also plan to present data from our combination trials in 2017.

### ***BGB-290, PARP Inhibitor***

**BGB-290** is a molecularly targeted, orally available, potent and highly selective inhibitor of PARP1 and PARP2. We are currently developing BGB-290 as a monotherapy and in combination with other therapies for the treatment of homologous recombination deficient cancers, which are cancers that contain abnormalities in their DNA molecule repair mechanisms, making these cancers particularly sensitive to PARP inhibitors. We believe BGB-290 has the potential to be differentiated from other PARP inhibitors in terms of brain penetration, selectivity, DNA-trapping activity, and oral bioavailability.

We have completed the dose-escalation phase of our clinical trial in Australia and are conducting the dose-expansion phase of our clinical trial. We have dosed over 110 patients with BGB-290 in monotherapy and combination trials as of March 20, 2017. Initial analysis of data from this trial has shown BGB-290 to be well-tolerated. Proof-of-concept has also been established, with anti-tumor activity seen starting at the lowest tested dose and data suggestive of a wide therapeutic window.

### ***Mechanism of Action***

PARP family members PARP1 and PARP2 are involved in DNA replication and transcriptional regulation and play essential roles in cell survival in response to DNA damage. PARP1 and PARP2 are key base-excision-repair proteins that function as DNA damage sensors by binding rapidly to the site of damaged DNA and modulating a variety of proteins in DNA repair processes. Inhibition of PARPs prevents the repair of common single-strand DNA breaks which leads to formation of double-strand breaks during DNA replication. Double-strand DNA breaks in normal cells are repaired by homologous recombination, and normal cells are relatively tolerant of PARP inhibition. On the other hand, cancer cells with mutations in breast cancer susceptibility gene, or BRCA1/2 genes, key players in homologous recombination, are highly sensitive to PARP inhibition, a phenomenon called “synthetic lethality” that is the foundation of the therapeutic utility of PARP inhibitors as a monotherapy for BRCA mutant cancers. In addition to hereditary BRCA1/2 mutations, the synthetic lethal concept has been broadened to include sporadic tumors that display homologous recombination deficiency, or HRD, a gene expression profile that resembles that of a BRCA deficient tumor. HRD can stem from somatic mutation of BRCA1/2, epigenetic silencing of BRCA genes or genetic or epigenetic loss of function of other genes in homologous recombination DNA damage repair pathways. Recent third-party clinical studies have published results demonstrating that sensitivity to platinum-based chemotherapies confers sensitivity to

PARP inhibitors in ovarian cancers. Thus, this trial finding may provide an additional possibility to identify and enrich patient populations that could respond to PARP inhibitors.

Another potential therapeutic utility of PARP inhibitors is rational combination therapy. PARP proteins are key factors in DNA repair pathways, in particular, base-excision-repair, which is critical for the repair of DNA lesions caused by some chemotherapeutic agents and by radiation. PARP inhibitors are hypothesized to potentiate cytotoxicity of DNA-alkylating agents such as platinum compounds, temozolomide and ionizing radiation and may be used in combination with these agents in treating various cancers. PARP inhibitors are also considered good potential combination partners with checkpoint inhibitors in part due to increased mutations in tumor as a result of the blockade of DNA repair by PARP inhibitors.

### *Market Opportunity*

We believe the market opportunity for PARP inhibitors is large and expanding in various tumor histology, settings and patient segments. Many tumor types have been shown to be responsive to PARP inhibitors, including ovarian cancer, breast cancer, prostate cancer, SCLC, and gastric cancer. PARP inhibitors have also been explored in settings beyond late lines with encouraging results, such as maintenance setting. Clinical trials have also shown that PARP inhibitors are active beyond the initial population of patients with *BRCA* mutations. In ovarian cancer and other cancers, there is growing understanding and increasing clinical data indicating that multiple DNA repair defects or HRD, other than *BRCA* mutations could render the tumor cell to be susceptible to PARP inhibition. Collectively, we believe the addressable patient population for PARP inhibitors is fast expanding.

### *Potential Advantages of BGB-290*

BGB-290 is a highly potent and selective PARP inhibitor with favorable oral bioavailability. We believe BGB-290 has the potential to be differentiated from other PARP inhibitors, in terms of brain penetration, selectivity, DNA-trapping activity, and oral bioavailability.

- *Brain penetration.* BGB-290 has shown significant brain penetration in preclinical models. The brain/plasma ratio in mice after oral dosing of 10 mg/kg BGB-290 was approximately 18%. We believe the only other PARP inhibitor currently in development that has shown significant brain penetration is veliparib, which appears to be significantly less potent compared to other PARP inhibitors and has minimal DNA-trapping activity. BGB-290 has demonstrated strong synergistic anti-tumor effects with temozolomide in treating intracranially implanted glioblastoma multiforme, consistent with its ability to cross the blood-brain barrier.
- *Greater selectivity potentially leading to improved safety and tolerability.* BGB-290 is a highly active and selective PARP1 and PARP2 inhibitor in biochemical and cellular assays. Enhanced selectivity could potentially translate into a better safety and tolerability profile over existing PARP inhibitors. We believe a favorable safety and tolerability profile could be particularly advantageous for the combined use of BGB-290 with immune checkpoint inhibitors or chemotherapeutic agents.
- *Strong DNA-trapping activity.* PARP inhibitors are reported to trap PARP protein at damaged DNA sites, creating more cytotoxic DNA lesions. The potency of DNA-trapping for PARP inhibitors is shown to be better correlated with tumor cell growth-inhibition than inhibition of PARP enzyme activity. BGB-290 has demonstrated potent activity across multiple assays: DNA-trapping, enzymatic and cellular inhibition of PARP and tumor cell growth inhibition.
- *Good oral bioavailability.* In preclinical animal models, BGB-290 demonstrated bioavailability of 71–76% in animal studies. In the ongoing dose-escalation phase of our clinical trial, we observed a linear and dose-dependent pharmacokinetic profile for BGB-290 with approximately two-fold accumulation at steady state.

### Summary of Clinical Results

As of March 20, 2017, we have dosed over 110 patients with BGB-290 in either monotherapy or combination trials. We have completed the dose-escalation phase and are evaluating BGB-290 in the ongoing dose-expansion phase of our clinical trial in Australia.

At the 2015 AACR-NCI-EORTC International Conference on Molecular Targets and Cancer Therapeutics, we presented clinical data from our Phase 1 clinical trial. As of June 30, 2015, 29 relapsed or refractory solid tumor patients were enrolled in seven cohorts receiving monotherapy BGB-290 in doses ranging from 2.5 mg BID to 80 mg BID. Initial analysis of data from this trial suggests that BGB-290 is well-tolerated. Few AEs of myelosuppression, no liver toxicity signal, and few drug-related grade 3/4 AEs were observed in the dose-escalation phase. The most common drug-related AEs were grade 1 and 2 nausea (38%) and fatigue (28%). Drug-related grade 3/4 AEs include one each (3%) of neutropenia, anemia, hypophosphatemia and hypokalemia, all grade 3. As of January 19, 2016, drug-related SAEs reported by investigators were three cases of grade 3 anemia and one case of shortness of breath.

**BGB-290 Phase 1 Trial: Drug-Related Adverse Events\***

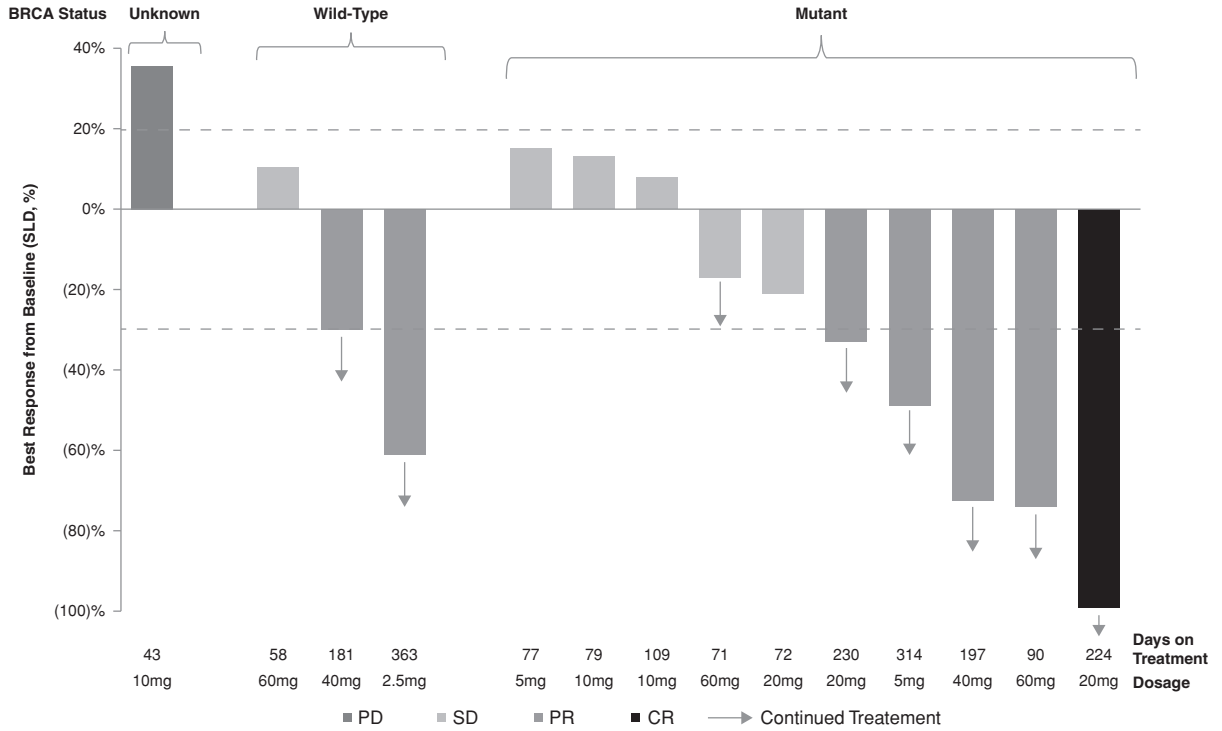
	All Grade		Grade 3-4	
	n(pts)	%(N=29)	n(pts)	%(N=29)
Gastrointestinal disorders	19	66%		
nausea	11	38%	0	
vomiting	4	14%	0	
diarrhoea	3	10%	0	
dry mouth	1	3%	0	
General disorders and administration site conditions	8	28%		
fatigue	8	28%	0	
Nervous system disorders	4	14%		
lethargy	2	7%	0	
dysgeusia	1	3%	0	
hypoesthesia	1	3%	0	
Blood and lymphatic system disorders	4	14%		
anaemia	1	3%	1	3%
neutropenia	2	7%	1	3%
thrombocytopenia	1	3%	0	
Metabolism and nutrition disorders	3	10%		
hypophosphataemia	1	3%	1	3%
decreased appetite	1	3%	0	
hypokalaemia	1	3%	1	3%
Vascular disorders	1	3%		
hot flush	1	3%	0	

Note: \* Table shows only the data presented at 2015 AACR-NCI-EORTC International Conference with data cutoff date of June 30, 2015.

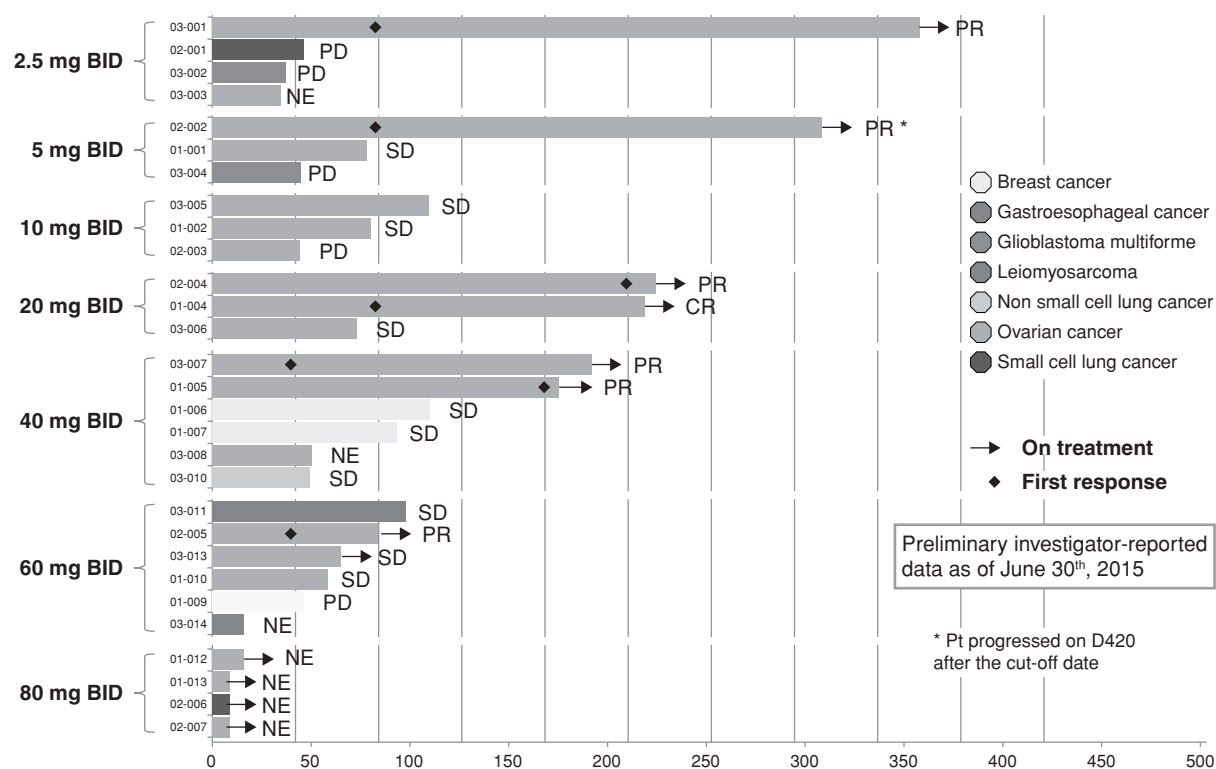
Proof-of-concept was established, with significant anti-tumor activity seen in ovarian cancer patients starting at the lowest tested dose and data suggestive of a wide therapeutic window. Among 14

evaluable patients with ovarian cancer as of June 30, 2015, seven had an objective response (six PRs and one CR). Of the ten ovarian cancer patients with germ-line BRCA mutation, five had an objective response (four PRs and one CR), and of the three ovarian cancer patients with germ-line BRCA wild-type, two had an objective response (two PRs). The remaining one patient had unknown BRCA status and progressive disease, or PD. When assessed by underlying mutations, of six evaluable patients with the BRAF V600E mutation, there was one CR, one PR and four SDs.

**BGB-290 Phase 1 Trial: Best Response in Target Lesion in Ovarian Cancer Patients in Phase 1 Dose Escalation**



## BGB-290 Phase 1 Trial: Treatment Response and Duration by Dose and by Tumor Types in Phase 1 Dose Escalation



In February 2016, we initiated a Phase 1 clinical trial of BGB-290 in combination with BGB-A317. The dose-escalation phase of the trial is currently enrolling subjects with TNBC, ovarian cancer, fallopian tube cancer, peritoneal cancer, SCLC, and tumors likely to have DNA damage repair deficiencies susceptible to PARP inhibition or likely to respond to a PD-1 blockade. The dose-expansion phase will include patients with BRCA 1/2-mutations or HRDs who have TNBC, metastatic castration-resistant prostate cancer, pancreatic adenocarcinoma, and platinum-sensitive ovarian, fallopian tube, and primary peritoneal cancers, as well as patients with platinum-sensitive urothelial bladder cancer, pancreatic adenocarcinoma, SCLC, and gastric or gastroesophageal junction cancers. Key objectives in the trial include assessing safety and tolerability, maximum tolerated dose, recommended Phase 2 dose, pharmacokinetics, and preliminary anti-tumor activity of the BGB-A317 and BGB-290 combination.

In December 2016, we also initiated a Phase 1 open-label, multi-center trial with BGB-290 in China. The Phase 1 study is designed to investigate the safety, pharmacokinetics, and antitumor activity of BGB-290 in Chinese patients with advanced solid tumors and to determine the recommended Phase 2 dose in these patients.

We plan to advance BGB-290 into late-stage development. In addition, we plan to present the data from the monotherapy trial of BGB-290 at a medical conference in 2017. We also plan to present data from the combination trial in 2017.

We are in limited collaboration with Merck KGaA, Darmstadt Germany as further described in “—Collaboration with Merck KGaA, Darmstadt Germany.”

### ***BGB-283, RAF Dimer Inhibitor***

**BGB-283** is a small molecule inhibitor of both the monomer and dimer forms of the RAF kinase. We are currently developing BGB-283 for the treatment of cancers with aberrations in the mitogen-activated protein kinase, or MAPK, pathway, including BRAF gene mutations and KRAS/NRAS gene mutations where first generation BRAF inhibitors are not effective. The MAPK pathway is a chain of proteins in the cell that communicates a signal from a receptor on the surface of the cell to the DNA in the nucleus of the cell. This pathway plays an essential role in regulating cell proliferation and survival. We intend to develop BGB-283 to treat various malignancies, including melanoma, colorectal cancer, NSCLC, endometrial cancer, ovarian cancer, pancreatic cancer and papillary thyroid carcinoma. Currently approved first-generation BRAF inhibitors, vemurafenib and dabrafenib, are only active against the BRAF monomer. BGB-283 inhibits not only the monomer but also the dimer forms of BRAF. We believe BGB-283 has the potential to be a first-in-class RAF dimer inhibitor globally.

As of March 20, 2017, we have dosed over 170 patients with BGB-283. In June 2015, we completed the dose-escalation phase of our multi-center, open-label Phase 1 clinical trial in Australia and New Zealand. We are currently conducting the multi-arm dose-expansion phase of the Phase 1 clinical trial in Australia and New Zealand and in April 2016 completed the enrollment for the dose-expansion phase of our clinical trial for the treatment of solid tumors with BRAF mutations and/or aberrations in the MAPK pathway, including melanoma, thyroid cancer, colorectal cancer, NSCLC and other non-V600E BRAF mutated cancers, and KRAS/NRAS mutated endometrial cancer, colorectal cancer, NSCLC and other KRAS/NRAS mutated cancers.

#### *Mechanism of Action*

The MAPK pathway is a chain of proteins that communicates a signal from a receptor on the surface of a cell to the DNA in the nucleus of the cell. The pathway includes a small G protein (RAS) and three protein kinases (RAF, MEK, and ERK). A kinase is an enzyme that catalyzes the transfer of a phosphate group from a donor molecule to an acceptor. This process often acts as an “on” or “off” switch to regulate cellular signaling. The MAPK pathway plays an essential role in regulating cell proliferation and survival. Activation of the RAS-RAF-MEK-ERK kinase cascade by external stimuli transduces signals from the plasma membrane into the cell nucleus to control gene expression and determine cell fate. Aberrant activation of the MAPK signal transduction pathway is frequently found in different types of cancers, contributing to increased cell division, suppressed apoptosis, and enhanced cell motility and invasion. In many cancers, a defect in the MAPK pathway leads to uncontrolled tumor growth. The two key components of the MAPK pathway, BRAF and RAS, are two of the most frequently mutated genes in human cancers. BRAF is one of the three kinases that belong to the RAF kinase family. There are three members: ARAF, BRAF and CRAF. BRAF is the most frequently mutated oncogene in this kinase superfamily. Mutated BRAF and RAS lead to activation of the MAPK pathway and promote tumor development and growth. Functions of BRAF in the MAPK pathway are key to cell proliferation and survival. Mutations that lead to activation of BRAF promote cell transformation and proliferation and thus positively correlate with tumor development and growth. The most frequent BRAF mutation, BRAF V600E, causes constitutive activation of the kinase as well as insensitivity to negative feedback mechanisms. The mutated BRAF signals as a monomer, independent of upstream growth stimuli. It has been found that RAF kinases can homo- and heterodimerize and form homodimer or heterodimer of RAF proteins. Dimerization has been reported to be one of the key mechanisms of resistance to first-generation BRAF inhibitors, such as vemurafenib and dabrafenib. The three most common molecular mechanisms of acquired resistance of BRAF V600E melanomas to RAF inhibitors—NRAS mutation, splicing of BRAF V600E that produce a truncated BRAF kinase, and BRAF V600E overexpression due to gene amplification—all result in dimerization of BRAF V600E. First-generation BRAF inhibitors only inhibit the BRAF V600E monomer form at physiologically meaningful concentrations. In contrast, BGB-283 has been shown to inhibit both BRAF V600E monomer and RAF dimer in BRAF inhibitor sensitive and resistant melanoma cell

models, which is involved in signaling downstream from RAS. We believe this feature of BGB-283 may help to address the drug resistance issues in BRAF mutated tumors and further expand its utility into RAS mutated patient populations.

### *Market Opportunity*

We believe BGB-283 has applications in both BRAF mutated cancers and RAS, including KRAS and NRAS, mutated cancers. The oncogenic BRAF V600E mutation was detected in approximately 8% of all human solid tumors, including approximately 45% of papillary thyroid cancers. Mutations in any one of the three RAS genes, HRAS, NRAS or KRAS, are among the most common events in human tumorigenesis. KRAS mutations are detected prominently in colorectal cancer, NSCLC and pancreatic cancer. Additionally, notable KRAS or NRAS mutation rates have been reported in melanoma, ovarian cancer, endometrial cancer, bladder cancer, biliary cancer, thyroid cancer, leukemia and multiple myeloma. The first-generation FDA-approved BRAF inhibitors have limited activity outside of melanoma, NSCLC and thyroid cancers. In addition, these first-generation BRAF inhibitors do not exhibit activity against KRAS and NRAS mutations.

### *Potential Advantages of BGB-283*

BGB-283 is a novel inhibitor of RAF, in both monomeric and dimeric forms. BGB-283 has demonstrated potent and reversible inhibitory activities against RAF family kinases, including wild-type ARAF, BRAF, CRAF and BRAF V600E, in biochemical assays. In addition, BGB-283 has shown potent inhibitory activity against EGFR in biochemical assays using EGFR kinases, cancer cell lines, and xenograft models. In BRAF wild-type cells that harbor the KRAS mutations, treatment with BGB-283 resulted in much reduced up-regulation of pERK, a phosphorylated form of ERK, compared with vemurafenib in cancer cell models.

In preclinical testing, BGB-283 also retained inhibitory activity in vemurafenib-resistant BRAF splicing isoform p61-BRAF V600E. Data generated in preclinical studies using biochemical, cell-based and animal studies suggest that BGB-283 could offer significant patient benefit in inhibiting tumors with aberrations in the RAF MAPK/ERK pathway, including BRAF mutations and KRAS/NRAS mutations as either monotherapy or in combination with other cancer therapies.

We believe BGB-283 has the potential to be differentiated from other drug candidates currently under development and from approved first-generation BRAF inhibitors due to the following:

- *Increased inhibitory activity against RAF dimers.* BGB-283's increased inhibitory activity against RAF dimers may potentially address resistances associated with increased RAF dimer formation in response to treatment with first-generation BRAF inhibitors. As noted above, most known molecular mechanisms of resistance to RAF inhibitors induce RAF dimerization. As such, BGB-283's ability to inhibit RAF dimers and target dysregulated MAPK pathways resistant to first-generation BRAF inhibitors could result in a clinically significant effect.
- *Increased activity in KRAS/NRAS mutated cancers.* We believe that BGB-283's RAF dimer activity could translate into anti-tumor activity in KRAS/NRAS mutated cancers. Anti-tumor activities were observed in preclinical KRAS/NRAS mutant cancer models *in vivo*.
- *Increased inhibitory activity against EGFR.* BGB-283 has demonstrated inhibitory activity against EGFR. The reported response rate of vemurafenib in BRAF V600E colorectal cancer is only 5%. Two independent studies suggested that EGFR feedback activation could be one of the main mechanisms of the observed resistance to first-generation BRAF inhibitors. BGB-283 has demonstrated good EGFR inhibitory activity in both *in vitro* and *in vivo* preclinical models. BGB-283's activity against EGFR may help address the EGFR feedback activation observed in BRAF V600E colorectal cancer tumors.

- *Differentiated resistance profile.* BGB-283 has shown inhibitory activity against RAF dimers. An increase in RAF dimers has been observed to be a major resistance mechanism to first-generation BRAF inhibitors. A differentiated resistance profile has been observed in preclinical models for BGB-283.

### *Summary of Clinical Results*

Initial analysis of data from these trials suggests that BGB-283 is well-tolerated with a favorable safety profile. We presented initial clinical data from our Phase 1 clinical trial of BGB-283 in patients with BRAF or KRAS/NRAS-mutated cancers at the 2016 American Association for Cancer Research annual conference. As of January 31, 2016, the data cutoff date, among 31 advanced solid tumor patients, the most frequent treatment-related adverse events, or TRAE, were fatigue (52%), thrombocytopenia (39%), decreased appetite (39%), hand-foot syndrome (35%), dermatitis acneiform (32%) and hypertension (32%). The most frequent treatment-related grade 3/4 AEs included thrombocytopenia (13%), fatigue (10%) and liver enzyme elevation (10%).

We have achieved proof-of-concept in a range of cancers including those with KRAS and BRAF mutations. At the time of the data cutoff, among 29 patients enrolled in the dose-escalation phase of the trial evaluable for efficacy, one melanoma patient with BRAF V600E mutation had a CR, one endometrial cancer patient with KRAS mutation and one thyroid cancer patient with BRAF V600E mutation had a PR, and 15 patients had an SD, including one NSCLC patient with KRAS mutation with a transient PR or durable SD. As of January 31, 2016, 15 patients had remained on treatment for over six months, and the patient with CR had ongoing treatment for 342 days, and the two patients with PR had received treatment for 455 days and 574+ days (ongoing), respectively. When assessed by underlying mutations, of six evaluable patients with the BRAF V600E mutation, there was one CR, one PR and four SDs. Of three evaluable patients with BRAF non-V600E mutation, there were two SDs. Of 20 evaluable patients with KRAS/NRAS mutations, there was one confirmed PR and nine SDs.

We have also initiated a dose-escalation trial in China. The goal of the study is to determine dose, exposure, safety and tolerability, and efficacy. We observed more frequent grade 3/4 thrombocytopenia in the China trial (seven out of 24 patients) compared to the Australia and New Zealand trial (eight out of 105 patients).

We expect to present data from the Phase 1 dose-expansion study of BGB-283 in patients with BRAF or KRAS/NRAS mutated solid tumors in an oral presentation on April 2 during a Clinical Trials Plenary Session at the 2017 American Association for Cancer Research Annual Meeting.

In March 2017, we regained the worldwide rights to BGB-283 after Merck KGaA, Darmstadt Germany informed us that it will not exercise the Continuation Option in its former exclusive license to commercialize and manufacture BGB-283 outside of China. The agreement with Merck KGaA, Darmstadt Germany is further detailed in “—Collaboration with Merck KGaA, Darmstadt Germany.”

### **Our Preclinical Programs**

Our proprietary cancer biology platform has also allowed us to develop several preclinical-stage drug candidates in potentially important targeted areas. These currently consist of targeted therapies and immuno-oncology agents including a PD-L1 monoclonal antibody, an additional RAF dimer inhibitor, a TIM-3 cell surface protein monoclonal antibody, and a BTK inhibitor for non-oncology indications. We anticipate advancing one or more of our preclinical assets into the clinic in the next 12 months. We believe we have the opportunity to combine our PD-1 monoclonal antibody with other clinical-stage and preclinical candidates in our pipeline portfolio to target multiple points in the cancer immunity cycle. We also seek to develop companion diagnostics that will help identify patients that are most likely to benefit from the use of our drug candidates.



## **Collaboration with Merck KGaA, Darmstadt Germany**

### ***BGB-283***

On May 24, 2013, we entered into license agreements with Merck KGaA, Darmstadt Germany, which we amended and restated on December 10, 2013 and which we refer to respectively as the Ex-PRC BRAF Agreement and PRC BRAF Agreement. On October 1, 2015 and December 3, 2015, we further amended the Ex-PRC BRAF Agreement. Pursuant to the Ex-PRC BRAF Agreement and PRC BRAF Agreement (a) we granted to Merck KGaA, Darmstadt Germany an exclusive license under certain of our intellectual property rights to develop and manufacture, and, if Merck KGaA, Darmstadt Germany exercised its Continuation Option (described below), to commercialize and manufacture our compound BGB-283, and any other compound covered by the same existing patent rights with primary activity to inhibit wildtype or certain mutant BRAF, or the Licensed BRAF Inhibitors, in all countries of the world excluding The People's Republic of China, which we refer to as the Ex-PRC Territory, and (b) Merck KGaA, Darmstadt Germany granted us an exclusive license under certain of its intellectual property rights to develop, manufacture and commercialize the Licensed BRAF Inhibitors in The People's Republic of China, which we refer to as the PRC Territory, subject to the non-compete restrictions discussed below.

Under the Ex-PRC BRAF Agreement, Merck KGaA, Darmstadt Germany had the option to continue such agreement and obtain the exclusive commercialization rights described above in the Ex-PRC Territory, which we refer to as the Continuation Option, by notifying us of that election within 60 days following its receipt of the final reports for the last of certain pre-specified Phase 1 clinical trials that we retained the responsibility to perform. In March 2017, Merck KGaA, Darmstadt Germany informed us that it will not exercise the Continuation Option, and thus the Ex-PRC BRAF Agreement has terminated in its entirety except for certain provisions that will survive the termination.

Further, pursuant to the PRC BRAF Agreement, Merck KGaA, Darmstadt Germany has an exclusive right of first negotiation to acquire exclusive commercialization rights under the BGB-283 BRAF program in the PRC Territory on terms to be mutually agreed in the event we seek to license our intellectual property rights to a third party therein.

Under the Ex-PRC and PRC BRAF Agreements, in December 2013, we received \$13 million in non-refundable payments. As of December 31, 2016, we have received \$9 million in milestone payments. We are eligible to receive additional \$14 million in payments upon the successful achievement of pre-specified clinical milestones in the PRC Territory.

We are required to pay Merck KGaA, Darmstadt Germany a high single-digit royalty on aggregate net sales of Licensed BRAF Inhibitors in the PRC Territory.

The term of the PRC BRAF Agreement continues unless terminated as permitted by either party. Under the PRC BRAF Agreement, Merck KGaA has the right to terminate due to our uncured breach or voluntarily upon prior written notice. We have the right to terminate the PRC BRAF Agreement due to Merck KGaA's uncured breach or for any challenge brought against our licensed patent rights.

### ***BGB-290***

On October 28, 2013, we entered into license agreements with Merck KGaA, Darmstadt Germany, which we refer to respectively as the Ex-PRC PARP Agreement and the PRC PARP Agreement, pursuant to which (a) we granted to Merck KGaA, Darmstadt Germany an exclusive license under certain of our intellectual property rights to develop and manufacture, and, if Merck KGaA, Darmstadt Germany exercised a continuation option, to commercialize and manufacture our compound BGB-290 and any other compound covered by the same existing patent rights with primary activity to inhibit PARP 1, 2 or 3 enzymes, or the Licensed PARP Inhibitors, in the Ex-PRC Territory, and (b) Merck KGaA, Darmstadt Germany granted us an exclusive license under certain of its intellectual property rights to develop, manufacture and commercialize the Licensed PARP Inhibitors in the PRC Territory.

On October 1, 2015, pursuant to a purchase of rights agreement, we repurchased all of Merck KGaA, Darmstadt Germany's rights under the Ex-PRC PARP Agreement, in consideration for, among other things, a one-time payment of \$10 million and reduction of future milestone payments we were eligible for under the PRC PARP Agreement. In connection with that repurchase, we also agreed to provide Merck KGaA, Darmstadt Germany with global access to our clinical PARP supplies, including BGB-290, for its combination trials, during the option period. The Ex-PRC PARP Agreement was terminated, except for certain provisions therein that are needed to effectuate the continuation of the PRC PARP Agreement, including those provisions that were required in the event that Merck KGaA, Darmstadt Germany exercised its PRC Commercialization Option (described below).

Pursuant to the PRC PARP Agreement, if we fail to achieve national priority project status in the PRC Territory under its 12th or 13th five-year plan with respect to our BGB-290 PARP program in the PRC Territory by July 28, 2017, Merck KGaA, Darmstadt Germany can exercise its option to acquire exclusive commercialization rights under the BGB-290 PARP program in the PRC Territory, which we refer to as the PRC Commercialization Option. If, however, we do achieve national priority by July 28, 2017, Merck KGaA, Darmstadt Germany only has a right of first negotiation to acquire exclusive commercialization rights under the BGB-290 PARP program in the PRC Territory in the event we seek to license our intellectual property rights to a third party therein.

Under the Ex-PRC and PRC PARP Agreements, in November 2013 we received \$6 million in non-refundable payments and in 2014 \$9 million in milestone payments. We are eligible to receive up to \$7 million and \$2.5 million, respectively, in payments upon the successful achievement of pre-specified clinical and regulatory milestones in the PRC Territory. In addition, if Merck KGaA, Darmstadt Germany exercises the PRC Commercialization Option, Merck KGaA, Darmstadt Germany is required to pay us a \$50 million non-refundable payment upon such exercise, and we are eligible for a \$12.5 million milestone payment upon the successful achievement of a certain additional regulatory event in the PRC Territory.

Under the PRC PARP Agreement, in consideration for the licenses granted to us, we are required to pay Merck KGaA, Darmstadt Germany a high single-digit royalty on aggregate net sales of Licensed PARP Inhibitors in the PRC Territory.

The PRC PARP Agreement continues unless terminated as permitted by either party. Merck KGaA, Darmstadt Germany has the right to terminate due to our uncured breach or for convenience upon prior written notice. We have the right to terminate these agreements due to Merck KGaA, Darmstadt Germany's uncured breach or for any challenge brought against our licensed patent rights.

### **Regulatory Framework and Structural Advantages of Being a China-Based Research and Development Organization**

We believe that basing our research and development effort in China offers important regulatory advantages that differentiate us from most multinational biopharmaceutical and biotechnology companies. These advantages include the following:

- Potential for more rapid approval in the world's second largest commercial market, China, due to a separate regulatory framework for locally developed drug candidates. This pathway to approval creates the potential for our drug candidates to be first-in-class locally and to obtain approval in China prior to ex-China developed candidates. By developing our compounds preclinically and manufacturing them in China, we have the ability to seek product approval from the CFDA as a domestic Category 1 drug. This domestic Category 1 designation allows us to use a distinct route for bringing our products to market compared to the Category 5 regulatory process available to multinational companies with drugs approved for marketing by major foreign drug regulatory authorities, such as the FDA or EMA. We believe the Category 1 regulatory pathway will allow us to provide patients in China more rapid access to safe and effective cancer therapies.

- The opportunity to supplement and accelerate global clinical development by accessing the Category 1 China local regulatory path for locally developed drug candidates to enable more rapid clinical trial enrollment from a pool of approximately 20—25% of the world’s cancer patients. The prevalence rates for some cancers, such as lung, gastric, hepatic and esophageal are higher in China, and for others, such as breast and cervical, are lower.
- Currently, many global standard-of-care therapies are not approved or available in China, resulting in a significant need for innovative therapeutics with strong efficacy and safety profiles. As a result, we believe there is a higher likelihood that drug candidates that have demonstrated proof-of-concept in the clinic and become qualified for the Category 1 regulatory pathway will receive regulatory approval in China.

We believe our strategy and approach is aligned with the Chinese government’s policies, and we intend to continue to work with local authorities to bring innovative therapeutics to patients in China as quickly as possible.

In August 2015, the Chinese State Council, issued a statement, *Opinions on reforming the review and approval process for pharmaceutical products and medical devices* that contained several potential policy changes that could benefit the pharmaceutical industry:

- A plan to accelerate innovative drug approval with a special review and approval process, with a focus on areas of high unmet medical needs, including drugs for HIV, cancer, serious infectious diseases, orphan diseases and drugs on national priority lists.
- A plan to adopt a policy which would allow companies to act as the marketing authorization holder and to hire contract manufacturing organizations to produce drug products.
- A plan to improve the review and approval of clinical trials, and to allow companies to conduct clinical trials at the same time as they are in other countries and encourage local clinical trial organizations to participate in international multi-center clinical trials.

In November 2015, the CFDA released *Circular Concerning Several Policies on Drug Registration Review and Approval*, or the No. 230 Circular, which further clarified the following policies potentially simplifying and accelerating the approval process of clinical trials:

- A one-time umbrella approval procedure allowing approval of all phases of a new drug’s clinical trials at once, rather than the current phase-by-phase approval procedure, will be adopted for new drugs’ clinical trial application.
- A fast track drug registration or clinical trial approval pathway will be available for the following applications: (1) registration of innovative new drugs treating HIV, cancer, serious infectious diseases and orphan diseases; (2) registration of pediatric drugs; (3) registration of geriatric drugs and drugs treating China-prevalent diseases; (4) registration of drugs sponsored by national science and technology grants; (5) registration of innovative drugs using advanced technology, using innovative treatment methods, or having distinctive clinical benefits; (6) registration of foreign innovative drugs to be manufactured locally in China; (7) concurrent applications for new drug clinical trials which are already approved in the United States or European Union or concurrent drug registration applications for drugs which have applied for marketing authorization and passed onsite inspections in the United States or European Union and are manufactured using the same production line in China; and (8) clinical trial applications for drugs with urgent clinical need and patent expiry within three years, and marketing authorization applications for drugs with urgent clinical need and patent expiry within one year.

In February 2016, the CFDA released the *Opinions on Priority Review and Approval for Resolving Drug Registration Applications Backlog*, which further clarified the following policies potentially accelerating the approval process of certain clinical trials or drug registrations which may benefit us:

- A fast track drug registration or clinical trial approval pathway will be available for the following drug registration applications with distinctive clinical benefits: (1) registration of innovative drugs not sold within or outside China; (2) registration of innovative drug transferred to be manufactured in China; (3) registration of drugs using advanced technology, using innovative treatment methods, or having distinctive treatment advantages; (4) clinical trial applications for drugs with patent expiry within three years, and marketing authorization applications for drugs with patent expiry within one year; (5) concurrent applications for new drug clinical trials which are already approved in the United States or European Union, or concurrent drug registration applications for drugs which have applied for marketing authorization and passed onsite inspections in the United States or European Union and are manufactured using the same production line in China; (6) traditional Chinese medicines (including ethnic medicines) with clear position in prevention and treatment of serious diseases; and (7) registration of new drugs sponsored by national key technology projects or national key development projects.
- A fast track drug registration approval pathway will be available for the following drugs registration application with distinctive clinical benefits for prevention and treatment of HIV, phthisis, virus hepatitis, orphan diseases, cancer, children's diseases, and geriatrics.

In March 2016, the CFDA released a circular, *CFDA Announcement on Reforms of Pharmaceutical Registration Classification*, which outlined the re-classifications of drug applications. Under the new categorization, innovative drugs that have not been approved either in or outside China remain Category 1, while drugs approved outside China seeking marketing approval in China are now Category 5.

The CFDA is soliciting public opinions on detailed policies regarding fast track clinical trial approval and drug registration pathway, and we expect that the CFDA review and approval process will improve over time.

#### ***Regulatory Framework for Novel Drugs in China***

The CFDA categorizes domestically-manufactured innovative drug applications as Category 1 and imported innovative drug applications as Category 3, until a recent CFDA announcement issued on March 4, 2016 which reclassifies imported drug applications into Category 5.

Most Chinese companies' applications for innovative drugs are filed in Category 1 if the drug has not already been approved by the FDA or EMA. Most multinational pharmaceutical companies' drug registration applications are filed in Category 5.

Under the current regulations, these two categories have distinct approval pathways as discussed below.

#### ***Domestic Innovative Drug Registration Process***

For domestically manufactured innovative drug applications, companies are required to obtain approval of a Clinical Trial Application before conducting Phase 1 clinical trials in China. The domestic innovative drug registration pathway has a fast track review and approval mechanism if the drug candidate is on a national priority list.

#### ***Imported Innovative Drug Registration Process***

For a drug that has received marketing approval in other countries, but is not yet approved in China, in order to market an imported drug in China, companies must apply for an Import Drug

License, or IDL, after the drug has received marketing approval and a Certificate of Pharmaceutical Product, or CPP, from a major foreign drug regulatory authority, such as the FDA or EMA. Compared with the domestic innovative registration process, the imported innovative drug registration process is more complex.

The first step in the process after receipt of a CPP is to obtain approval of a Clinical Trial Application to conduct registration studies. A pharmacokinetic study in Chinese subjects is also required. Once this study is completed, the applicant must submit the clinical data package to the CFDA along with other required information for the issuance of an IDL. The IDL registration process together with clinical trials have typically taken more than five years from the receipt of foreign marketing approval.

Currently, the most common strategy for multinational companies is using multi-regional clinical trial, or MRCT, data to support IDL approval. Companies can apply to conduct these MRCTs prior to receiving global regulatory approval, with China as a subset within a broader MRCT. However, these MRCTs are often not designed in a way that accounts for the unique characteristics of the Chinese patient population and local standards of care. If the MRCT data does not meet the CFDA's registration requirements, the company may be required to conduct additional local clinical trials that can potentially delay market access in China for imported drugs by an additional three to four years.

The Chinese State Council and the CFDA have recently issued several statements and circulars aimed at improving and accelerating the new drug approval process in general. These include the August 2015 statement issued by the Chinese State Council, *Opinions on reforming the review and approval process for pharmaceutical products and medical devices* ; the November 2015 CFDA No. 230 Circular, *Circular Concerning Several Policies on Drug Registration Review and Approval* ; February 2016 CFDA Circular, *Opinions on Priority Review and Approval for Resolving Drug Registration Applications Backlog* ; and the March 2016 CFDA No. 51 Circular, *Announcement on Reforms of Pharmaceutical Registration Classification* issued by the CFDA on March 4, 2016. In the March 4, 2016 CFDA announcement, the drugs approved outside China seeking marketing approval in China are now called Category 5. We believe these new regulatory initiatives will likely accelerate the approval process for new drugs, including those marketed in other countries but not yet in China. However, how and when this approval process will be changed is still subject to further policies to be issued by the CFDA and is currently uncertain.

### **Commercial Opportunities in China**

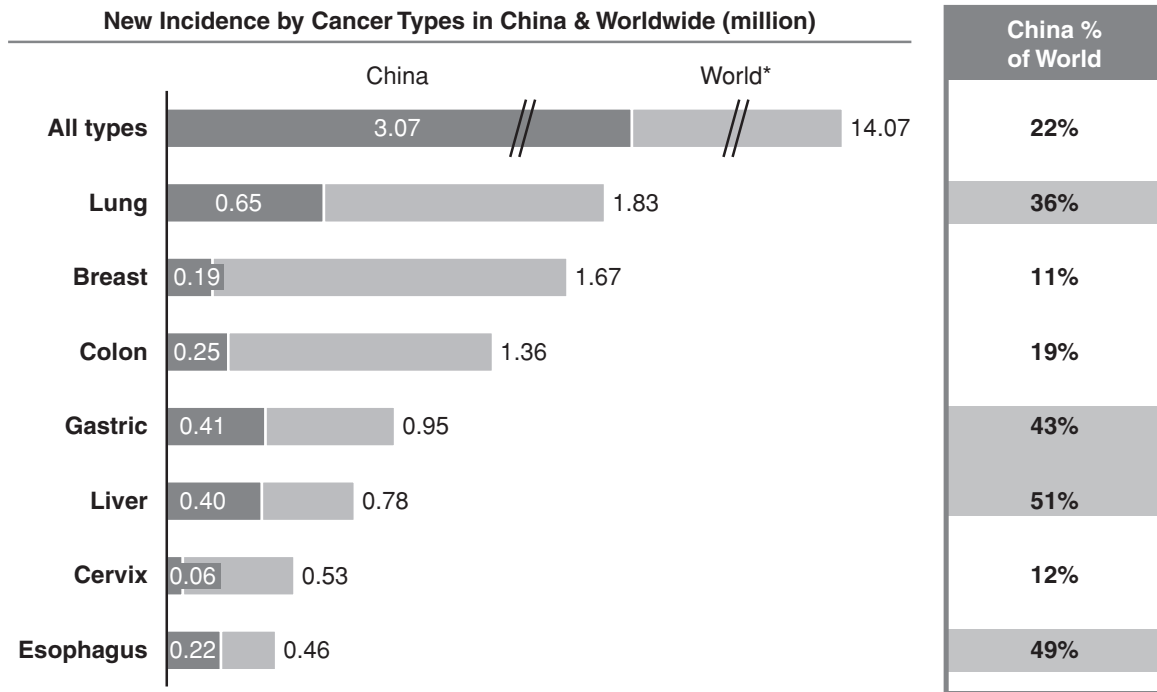
In addition to the structural and clinical advantages afforded to us by basing our research and development operations in China, we see an attractive and growing commercial oncology opportunity in our home market. We continue to retain commercial rights in China for all four of our clinical programs and all preclinical programs.

### China's Pharmaceutical Market

China's pharmaceutical market has grown robustly and replaced Japan as the second largest pharmaceutical market in 2013, according to IMS Health. According to the IMS Market Prognosis published in March 2015, the Chinese pharmaceutical market was \$109 billion in 2014, as compared to a \$373 billion U.S. pharmaceutical market in 2014, and is expected to grow at a compound annual growth rate, or CAGR, of 9.3% over the next five years reaching \$171 billion by 2019. The growth of the Chinese pharmaceutical market is attributable, in particular to:

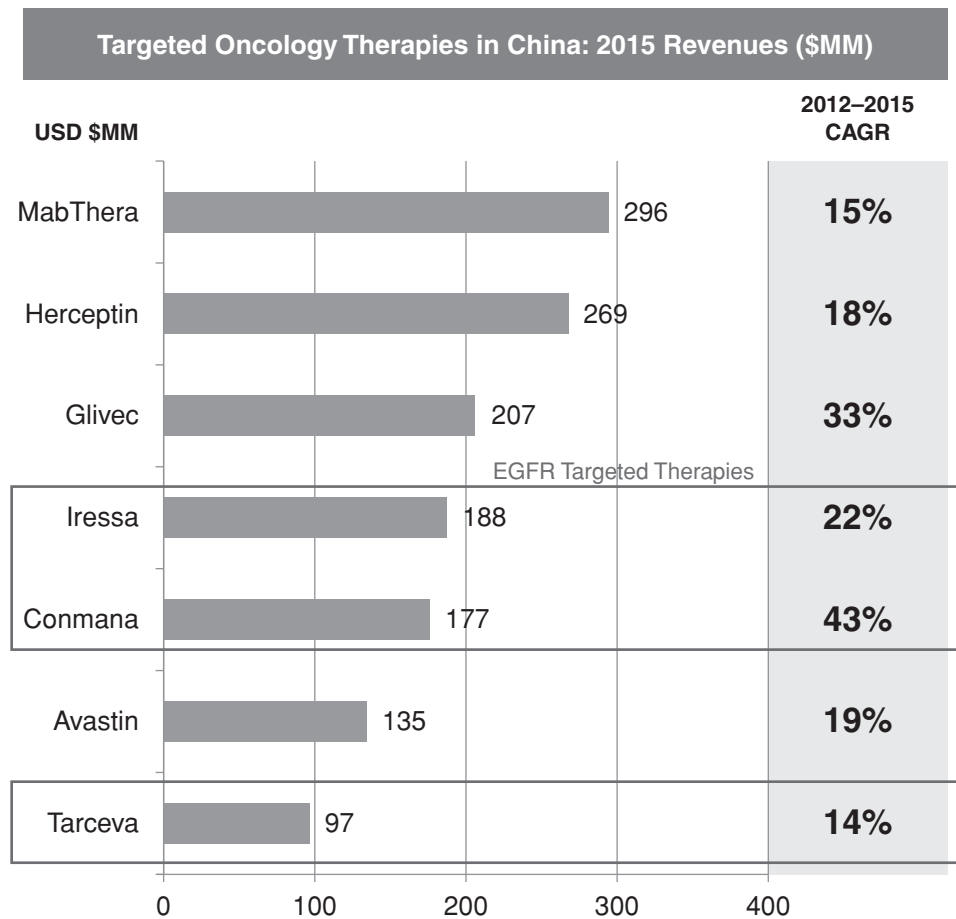
- An aging population, modern diet, lack of exercise and environmental issues that are increasing the prevalence of chronic diseases.
- Increases in disease awareness, diagnostics and treatment rates.
- The continuous and rapid increase of personal disposable income and the establishment of basic national health insurance coverage; making health care accessible to more patients.

China provides an opportunity to access largely untapped clinical trial pools and develop drugs for a population for whom global standard of care therapies are not available. China has nearly a quarter of the world's cancer patient population and one third to half of cancer patients in certain tumor types are in China, such as lung, gastric, liver and esophageal cancers.



Note: \* New cancer incidences estimated to increase to 19 and 25 million in 2025 and 2035, respectively. Source: Data from World Health Organization (2012)

The oncology market in China is estimated to have grown at a CAGR of 24% in the last decade through 2014. In recent years, sales of targeted therapy drugs in retail channels have increased rapidly. Although expensive targeted therapy drugs are not included in basic national healthcare insurance and have historically had very little coverage by provincial insurance plans, the targeted therapy drug market has continued to grow rapidly despite being an out-of-pocket market. This growth is attributable to patients' needs, newly launched drugs and patient's ability to pay for drugs not covered by insurance.



Source: CFDA Southern Medicine Economic Research Institute

*Introduction of Reimbursement*

The Chinese State Council requires central and provincial authorities across the PRC to promote a medical insurance program for major illnesses. By the end by 2015, all urban and rural residents covered by basic medical insurance programs are required to be covered by the insurance program for major illnesses, according to a Chinese State Council policy issued on July 28, 2015. As a complement to basic insurance programs, this program is required to cover at least 50% of the medical cost incurred in connection with treating major illnesses and is supplemental to basic insurance programs. The Chinese State Council now requires provincial authorities to increase reimbursement rates over the next three years.

According to the PRC Central Government’s guidance issued in March 2015, each province will decide which drugs to include in its provincial major illness reimbursement lists and the percentage of reimbursement, based on local funding. For example, Zhejiang province, located in the Yangtze river delta area with a population of 55 million, announced its provincial major illness drug reimbursement list in early 2015. The list includes 31 high-priced drugs, 15 of which are targeted therapy agents for cancer, including Glivec, Iressa, Erbitux, Herceptin, and Rituxan. Although it will take three years to establish comprehensive national coverage, the affordability of the high-priced, novel cancer agents to Chinese patients could improve significantly.

On February 23, 2017, the Ministry of Human Resources and Social Security released the long-expected new version of the national reimbursement drug list, or NRDL. The NRDL has been expanded by 16.7%, with covered drugs increased from 2,172 in the 2009 version to 2,535, including 1,297 chemical / biological drugs (51.1% of total, vs. 1,140 in 2009) and 1,238 traditional Chinese medicines / ethnic drugs (48.9% of total, vs. 1,032 in 2009). Several targeted oncology drugs are on the list, including icotinib, dasatinib, gefitinib, and imatinib. NRDL inclusion could be a significant opportunity over the long term to improve the market penetration for the drugs being newly included.

### **Our Mission and Strategy**

Our mission is to become a global leader in the discovery and development of innovative, molecularly targeted and immuno-oncology drugs for the treatment of cancer. To achieve our mission, we intend to pursue the following strategies:

- **Rapidly advance our pipeline programs through global development.** In the next 12 months, we plan to make significant advances within our clinical-stage pipeline. We have initiated global and China pivotal trials with BGB-3111, and moved our three other clinical-stage drug candidates into the clinic in China and into the dose-expansion phases of their respective clinical trials in other parts of the world. We will continue to enroll multiple expansion cohorts and significantly increase the number of sites globally participating in these trials. We plan to present data from these trials at medical conferences in 2017. We also have a robust pipeline of preclinical programs and are planning to advance one or more of these programs into the clinic in the next 12 months.
- **Pursue global development of combination therapies.** We believe our ownership of both molecularly targeted and immuno-oncology drugs puts us in an advantageous position to develop potentially best-in-combination or first-in-combination therapies that could produce high rates of more durable responses in patients. We have four clinical-stage, independently discovered drug candidates in important and combinable molecularly targeted and immuno-oncology drug classes including BTK inhibitor, PD-1 inhibitor, PARP inhibitor and RAF dimer inhibitor. We believe that we are one of only two companies today to wholly own both a clinical-stage BTK inhibitor for cancer treatment and PD-1 inhibitor and one of the few companies to have discovered, and advanced to clinical stage, a PARP inhibitor and PD-1 inhibitor or a BRAF inhibitor and PD-1 inhibitor for use as combination therapies. In addition to monotherapy trials, we have initiated and are planning combination trials using our wholly-owned drug candidates as well as third-party agents. For BGB-3111, in January 2016 we initiated a combination clinical trial with the anti-CD20 antibody, obinutuzumab, and the trial is currently in the dose-expansion phase. In June 2016, we initiated a combination clinical trial with BGB-A317 for the treatment of various B-cell malignancies. For BGB-290, in February 2016, we initiated a combination clinical trial with BGB-A317. We plan to present data from these combination trials at medical conferences in 2017.
- **Continue to use our cancer biology platform to discover additional candidates with best-in-class characteristics and potential for use in rational combinations.** We plan to use our cancer biology platform to discover additional drug candidates with the potential to be best-in-class monotherapies and also important components of multiple-agent combination regimens. In the last six years, we have been successful in discovering four clinical stage and several promising preclinical drug candidates. By further investing in and improving our cancer biology platform, we expect that the platform will continue to help us select relevant drug targets, identify potential best-in-class drug candidates and develop regimens for rational drug combinations.
- **Bring transformative oncology therapeutics to our home market in China.** We are committed to addressing the needs of cancer patients in our home market. China is one of the largest and



fastest growing markets for cancer drugs worldwide, representing approximately 20–25% of the world's cancer population and an even greater proportion in lung, liver, and gastric cancers. Because many global standard-of-care therapies are not currently approved and available in China, there is a significant unmet need for innovative cancer drugs for patients who are naive to such treatments. In addition, focusing on cancer types of high prevalence in China will aid our global development efforts in these indications. We have initiated clinical trials in China for each of our four clinical-stage drug candidates to develop them through the locally developed, Category 1 registration pathway. We plan to pursue accelerated development, single-arm registration studies and brief dose-escalation studies in China. We also strive to have our drug candidates selected and listed as national priorities. The ability to launch our cancer drugs in our home market, which has a large patient population, will help us establish broad safety and efficacy profiles for each drug, enabling us to build a full portfolio for future drug combinations.

- **Maintain our culture as we grow our business globally.** We believe our science-driven, cooperative and non-hierarchical culture is a key strength of our organization and will continue to be instrumental to our success. As an innovative biotechnology company with research facilities in China, we have been able to attract an internationally trained research team. Many members of our team moved back to China from other countries to join us because they share our goals of advancing the discovery and development of drugs in China and of working with Chinese clinicians to treat their patients with innovative and effective drugs not currently available to them. We intend to maintain our patient-focused and research-driven culture as we discover and develop new drugs for China and the rest of the world.
- **Retain the value of our pipeline in our core focus area of oncology.** We currently retain all worldwide development and commercial rights for our BTK, PD-1 and preclinical therapeutics. In addition, we have limited collaborations with Merck KGaA, Darmstadt Germany on our BGB-290 and BGB-283 programs. We intend to protect our ability to direct global preclinical studies and clinical trials for our drug candidates as monotherapies and combination therapies and to maintain exclusive rights in our home market. However, we may opportunistically evaluate additional collaboration opportunities that could increase the value of our programs by accessing the expertise or infrastructure of strategic collaborators or by developing drug candidates with potential applications outside of our strategic focus on cancer.

## **Intellectual Property**

The proprietary nature of, and protection for, our drug candidates and their methods of use are an important part of our strategy to develop and commercialize novel medicines, as described in more detail below. We have obtained a U.S. patent and filed patent applications in the United States and other countries relating to certain of our drug candidates, and are pursuing additional patent protection for them and for other of our drug candidates and technologies. We also rely on trade secrets to protect aspects of our business that are not amenable to, or that we do not consider appropriate for, patent protection including our manufacturing processes.

Our success will depend significantly on our ability to obtain and maintain patent and other proprietary protection for our product candidates and other commercially important products, technologies, inventions and know-how, as well as on our ability to defend and enforce our patents including any patent that we have or may issue from our patent applications, preserve the confidentiality of our trade secrets and operate without infringing the valid and enforceable patents and proprietary rights of other parties. We also rely on know-how, continuing technological innovation and in-licensing opportunities to develop, strengthen and support our development programs.

As of March 21, 2017, we own eight issued U.S. patents and eight pending U.S. patent applications as well as corresponding patents and patent applications internationally. In addition, we own 13

pending international patent applications under the Patent Cooperation Treaty, or PCT, which we plan to file nationally in the United States and other jurisdictions. With respect to any issued patents in the United States and Europe, we may be entitled to obtain a patent term extension to extend the patent expiration date provided we meet the applicable requirements for obtaining such patent term extensions. For example, in the United States, we can apply for a patent term extension of up to five years for one of the patents covering a product once the product is approved by the FDA. The exact duration of the extension depends on the time we spend in clinical studies as well as getting a new drug application, or NDA, approval from the FDA. The patent portfolios for our four leading product candidates as of March 21, 2017 are summarized below:

- **BGB-3111.** We own one issued U.S. patent, one pending U.S. patent application, two PCT applications, and corresponding patent applications in other jurisdictions directed to BGB-3111, a small molecule BTK inhibitor, and its use for the treatment of hematological malignancies. The expected expiration for the issued U.S. patent is 2034, excluding any additional term for patent term extensions. Any patents that may issue from the currently pending U.S. patent applications would be expected to expire in 2034, not including any patent term adjustments. If a U.S. application is filed based on the pending PCT applications, a patent issuing from these applications, if any, would be expected to expire in 2037. We intend to pursue marketing exclusivity periods that are available under regulatory provisions in certain countries
- **BGB-A317.** We are the owner of one issued U.S. patent, one pending U.S. application, one pending PCT application, and corresponding pending patent applications in other jurisdictions directed to BGB-A317, a humanized monoclonal antibody against PD-1, and its use for the treatment of cancer. The expected expiration for the issued U.S. patent is 2033, excluding any additional term for patent term extensions. Any patent that may issue from the currently pending U.S. patent application would be expected to expire in 2033, not including any patent term adjustments. If a U.S. application is filed based on the pending PCT application, a patent issuing from the application, if any, would be expected to expire in 2037. We intend to pursue marketing exclusivity periods that are available under regulatory provisions in certain countries.
- **BGB-290.** We own one issued U.S. patent, one pending U.S. patent application, and two pending PCT applications directed to BGB-290, a small molecule PARP1/2 inhibitor, and its use for the treatment of cancer, including glioblastomas and breast cancer. We also own the corresponding pending patent applications in other jurisdictions. The expected expiration for the issued U.S. patent is 2031, excluding any additional term for patent term extensions. Any patent that may issue from the currently pending U.S. patent application would be expected to expire in 2031, not including any patent term adjustments. If a U.S. application is filed based on the pending PCT applications, a patent issuing from these applications, if any, would be expected to expire in 2036 and 2037. We intend to pursue marketing exclusivity periods that are available under regulatory provisions in certain countries.
- **BGB-283.** We own one issued U.S. patent, one pending U.S. patent application, and two pending PCT applications directed to BGB-283, a small molecule BRAF inhibitor, and its use for the treatment of cancer, including BRAF mutated cancers. We also own pending patent applications in other jurisdictions corresponding to the U.S. patent application. In addition, we plan to file nationally in the U.S. and other jurisdictions based on the pending PCT application. The expected expiration for the issued U.S. patent is 2031, excluding any additional term for patent term extensions. Any patent that may issue from the currently pending U.S. patent application would be expected to expire in 2031, not including any patent term adjustments. If a U.S. application is filed based on the pending PCT applications, a patent issuing from these applications, if any, would be expected to expire in 2036 and 2037. We intend to pursue marketing exclusivity periods that are available under regulatory provisions in certain countries.

The term of individual patents may vary based on the countries in which they are obtained. In most countries in which we file including the United States, the term of an issued patent is generally 20 years from the earliest claimed filing date of a non-provisional patent application in the applicable country. In the United States, a patent's term may be lengthened in some cases by a patent term adjustment, which extends the term of a patent to account for administrative delays by the U.S. Patent and Trademark Office, or USPTO, in excess of a patent applicant's own delays during the prosecution process, or may be shortened if a patent is terminally disclaimed over a commonly owned patent having an earlier expiration date. In addition, in certain instances, a patent term can be extended to recapture a portion of the term effectively lost as a result of the FDA regulatory review period. However, the restoration period cannot be longer than five years and the total patent term including the restoration period must not exceed 14 years following FDA approval.

In certain foreign jurisdictions similar extensions as compensation for regulatory delays are also available. The actual protection afforded by a patent varies on a claim by claim and country by country basis and depends upon many factors, including the type of patent, the scope of its coverage, the availability of any patent term extensions or adjustments, the availability of legal remedies in a particular country and the validity and enforceability of the patent.

Furthermore, the patent positions of biotechnology and pharmaceutical products and processes like those we intend to develop and commercialize are generally uncertain and involve complex legal and factual questions. No consistent policy regarding the breadth of claims allowed in such patents has emerged to date in the United States. The scope of patent protection outside the United States is even more uncertain. Changes in the patent laws or in interpretations of patent laws in the United States and other countries may diminish our ability to protect our inventions, and enforce our intellectual property rights and more generally, could affect the value of intellectual property.

Additionally, we cannot predict the breadth of claims that may be allowed or enforced in our patents or in patents owned by others. Substantial scientific and commercial research has been conducted for many years in the areas in which we have focused our development efforts, which has resulted in other parties having a number of issued patents and pending patent applications relating to such areas. Patent applications in the United States and elsewhere are generally published only after 18 months from the priority date, and the publication of discoveries in the scientific or patent literature frequently occurs substantially later than the date on which the underlying discoveries were made. Therefore, patents and patent applications relating to drugs similar to our current drug candidates and any future drugs, discoveries or technologies we might develop may have already issued or been filed, which could prohibit us from commercializing our product candidates. Specifically, we are aware of certain U.S. patents owned by Ono Pharmaceutical Co. and licensed to Bristol-Myers Squibb Co. that are relevant to our BGB-A317 drug candidate. We are also aware of a U.S. patent owned by Pharmacyclics, Inc., which was acquired by AbbVie Inc., that is relevant to our BGB-3111 drug candidate, and certain U.S. patents owned or licensed by KuDOS Pharmaceuticals, Ltd., which was acquired by AstraZeneca PLC, that are relevant to our BGB-290 drug candidate. For more information, see "Item 1A—Risk Factors—Risks Related to Our Intellectual Property."

The biotechnology and pharmaceutical industries are characterized by extensive litigation regarding patents and other intellectual property rights. Our ability to maintain and solidify our proprietary position for our drug candidates and technology will depend on our success in obtaining effective claims and enforcing those claims once granted. We do not know whether any of the patent applications that we may file or license from others will result in the issuance of any patents. The issued patents that we own or may receive in the future, may be challenged, invalidated or circumvented, and the rights granted under any issued patents may not provide us with proprietary protection or competitive advantages against competitors with similar technology. Furthermore, our competitors may be able to independently develop and commercialize similar drugs or duplicate our technology, business model or strategy without infringing our patents. Because of the extensive time

required for clinical development and regulatory review of a drug we may develop, it is possible that, before any of our drug candidates can be commercialized, any related patent may expire or remain in force for only a short period following commercialization, thereby reducing any advantage of any such patent.

We may rely, in some circumstances, on trade secrets and unpatented know-how to protect aspects of our technology. However, trade secrets can be difficult to protect. We seek to protect our proprietary technology and processes, in part, by entering into confidentiality agreements with consultants, scientific advisors and contractors and invention assignment agreements with our employees. We also seek to preserve the integrity and confidentiality of our data and trade secrets by maintaining physical security of our premises and physical and electronic security of our information technology systems. While we have confidence in these individuals, organizations and systems, agreements or security measures may be breached and we may not have adequate remedies for any breach. In addition, our trade secrets may otherwise become known or be independently discovered by competitors. To the extent that our consultants, contractors or collaborators use intellectual property owned by others in their work for us, disputes may arise as to the rights in related or resulting know-how and inventions.

Our commercial success will also depend in part on not infringing the proprietary rights of other parties. The issuance of any patent by others with claims covering or related to aspects of our product candidates would require us to alter our development or commercial strategies, redesign our drug candidates or processes, obtain licenses or cease certain activities. Such licenses may not be available on reasonable commercial terms or at all, which could require us to cease development or commercialization of our product candidates. In addition, our breach of any license agreements or failure to obtain a license to proprietary rights that we may require to develop or commercialize our drug candidates would have a material adverse impact on us. If others have prepared and filed patent applications in the United States that also claim technology to which we have filed patent applications, we may have to participate in interference, derivation or other proceedings in the USPTO to determine issues such as priority of claimed invention or validity of such patent applications as well as our own patent applications and issued patent.

For more information on these and other risks related to intellectual property, see “Item 1A—Risk Factors—Risks Related to Our Intellectual Property.”

Additionally, we currently use a number of unregistered trademarks and are seeking trademark protection in jurisdictions where available and appropriate. We currently have applications pending in China for BeiGene, and our corporate logo.

## **Competition**

Our industry is highly competitive and subject to rapid and significant change. While we believe that our development and commercialization experience, scientific knowledge and industry relationships provide us with competitive advantages, we face competition from pharmaceutical, medical device and biotechnology companies, including specialty pharmaceutical companies, and generic drug companies, academic institutions, government agencies and research institutions.

### ***BGB-3111 Competition***

We are developing BGB-3111, a highly selective small molecule covalent BTK inhibitor, for a variety of B-cell malignancies, either as a monotherapy or in combination with other therapies.

Janssen/AbbVie's ibrutinib (IMBRUVICA) is one of the currently approved drugs used for the treatment of B-cell malignancies, including patients with MCL who have received at least one prior therapy, patients with CLL, CLL patients with 17p deletion, and WM. It has also recently been approved by the FDA for the treatment of patients with relapsed/refractory MZL who require systemic therapy and have received at least one prior anti-CD20-based therapy.

Multiple ongoing Phase 3 trials are currently being conducted for ibrutinib as a monotherapy or in combination with chemotherapeutics or target therapeutics in various B-cell malignancies, including CLL, MCL, WM, FL, DLBCL and MZL. In addition, we are aware of other BTK inhibitors in clinical development for oncology indications, including AstraZeneca's acalabrutinib (ACP-196) currently in Phase 3, Ono/Gilead's tirabrutinib in Phase 2, Sunesis' SNS-062 in Phase 1b/2, Merck KGaA, Darmstadt Germany's M7583 in Phase 1, and Zhejiang Daoming BioPharma's DTRMWXHS-12 in Phase 1.

### ***BGB-A317 Competition***

Three anti-PD-1 or PDL1 monoclonal antibody drugs, Merck's pembrolizumab (Keytruda), Bristol-Myers Squibb's nivolumab (Opdivo), and Roche's atezolizumab (Tecentriq) have been approved by the FDA.

A number of companies are currently conducting ongoing clinical trials involving an anti-PD-1 or anti-PD-L1. Three anti-PD-L1 antibody drugs, AstraZeneca/Celgene's durvalumab and Pfizer/Merck KGaA, Darmstadt Germany's avelumab, together with anti-PD-1 antibodies, Merck's pembrolizumab, Bristol-Myers Squibb's nivolumab and Regeneron's REGN2810, are currently engaged in a number of Phase 2/3 trials, for treatment of multiple cancers, such as NSCLC, HNSCC, bladder cancer, triple-negative breast cancer, non-Hodgkin's lymphoma and melanoma, advanced cutaneous squamous cell carcinoma. Several new anti-PD-1 antibodies have started Phase 1/2 trials, including AstraZeneca's MEDI0680, and Novartis' PDR001, Tesaro's TSR042 and Incyte / Hengrui's SHR-1210. In China, anti-PD-1 antibody SHR-1210 from Jiangsu Hengrui is in Phase 2/3 monotherapy trial in hepatocellular carcinoma and several Phase 1/2 studies in solid tumors such as melanoma as well as ongoing Phase 1/2 combination trial with apatinib for hepatocellular carcinoma and gastric cancer. Other anti-PD-1 antibodies in clinical development by a domestic company include Junshi's JS001 and Innovent Bio's IBI308 and are undergoing multiple Phase 1 studies in solid tumors in China.

Many of our competitors have significantly greater financial, technical and human resources than we have. Mergers and acquisitions in the pharmaceutical, medical device and biotechnology industries may result in even more resources being concentrated among a smaller number of our competitors. Our commercial opportunity could be reduced or eliminated if our competitors develop or market products or other novel therapies that are more effective, safer or less costly than our current or future drug candidates, or obtain regulatory approval for their products more rapidly than we may obtain approval for our drug candidates. Our success will be based in part on our ability to identify, develop and manage a portfolio of drug candidates that are safer and more effective than competing products.

### ***BGB-290 Competition***

AstraZeneca's olaparib (LYNPARZA) is approved by the FDA for treating patients with deleterious or suspected deleterious germline BRCA mutated, or gBRCAm advanced ovarian cancer who have been treated with three or more prior lines of chemotherapy or a combination of chemotherapies. It is approved by the EMA as a maintenance treatment for patients with platinum-sensitive relapsed BRCA-mutated, germline and/or somatic, high grade serous epithelial ovarian, fallopian tube, or primary peritoneal cancer who are in CR or PR to platinum-based chemotherapy. In addition, the FDA recently approved Clovis' rucaparib (RUBRACA) for treatment of patients with

deleterious BRCA mutation, germline and/or somatic, associated advanced ovarian cancer who have been treated with two or more chemotherapies.

There are a number of companies with ongoing clinical trials, including AstraZeneca, Abbott, Tesaro and Pfizer. AstraZeneca's olaparib has been approved in gBRCAm ovarian cancer and is currently in Phase 3 trials for treatment of gBRCAm breast cancer, gastric cancer, gBRCAm pancreatic cancer and other cancers with sBRCAm or homologous recombinant repair associated genetic mutations. Clovis Oncology's rucaparib is currently in Phase 3 trials as a maintenance treatment in patients with platinum-sensitive, high-grade serous or endometrioid epithelial ovarian, primary peritoneal or fallopian tube cancer and as a second line treatment in patients with metastatic castration-resistant prostate cancer and homologous recombination gene deficiency. In November 2016, Tesaro submitted a NDA to the FDA for niraparib as a second-line maintenance therapy in patients with ovarian cancer. Niraparib also is currently in Phase 3 trials as a first-line maintenance treatment in patients with ovarian cancer with homologous recombination gene deficiency following response on front-line platinum-based chemotherapy and gBRCAm breast cancer. Pfizer's talazoparib is currently in Phase 3 trials for BRCAm breast cancer. Abbott's veliparib, in combination with other compound(s), is currently in Phase 3 trials for treatment of non-small-cell lung cancer, breast, ovarian cancers and glioblastoma multiforme. In China, PARP inhibitors in Phase 1 trials by domestic companies include Jiangsu Hansoh's fluzoparib and Jiangxi Qingfeng's SC10914.

### ***BGB-283 Competition***

We are developing BGB-283 as either a monotherapy or in combination with other cancer therapies for the treatment of cancers with aberrations in the MAPK pathway including BRAF mutations and KRAS/NRAS mutations.

Roche's vemurafenib (Zelboraf) and Novartis' dabrafenib (Tafinlar) are two of the currently approved BRAF inhibitors for treating late-stage BRAF V600E/K mutant melanoma. In addition, the combination of dabrafenib and GSK's trametinib (Mekinist), an MEK inhibitor, is approved in patients with BRAF V600E/K mutation-positive metastatic melanoma. We are aware of several other BRAF inhibitors in clinical development targeting BRAF V600E/K mutated cancers including melanoma, NSCLC, HCL and thyroid cancer. These BRAF inhibitors include Array Biopharma's encorafenib (LGX818), currently in Phase 3 trials, and Takeda's MLN-2480 (BIIB-024), Daiichi Sankyo's PLX-8394, and Roche's RG-6185, all in Phase 1 trials.

### **Government Regulation**

Government authorities in the United States at the federal, state and local level and in other countries extensively regulate, among other things, the research and clinical development, testing, manufacture, quality control, approval, labeling, packaging, storage, record-keeping, promotion, advertising, distribution, post-approval monitoring and reporting, marketing, pricing and export and import of drug products, such as those we are developing. Generally, before a new drug can be marketed, considerable data demonstrating its quality, safety and efficacy must be obtained, organized into a format specific to each regulatory authority, submitted for review and approved by the regulatory authority.

Drugs are also subject to other federal, state and local statutes and regulations. The process of obtaining regulatory approvals and the subsequent compliance with appropriate federal, state, local and foreign statutes and regulations require the expenditure of substantial time and financial resources. Failure to comply with the applicable regulatory requirements at any time during the product development process, approval process or after approval, may subject an applicant to administrative or judicial sanctions. These sanctions could include, among other actions, the regulatory authority's refusal to approve pending applications, withdrawal of an approval, clinical holds, untitled or warning letters,

voluntary product recalls or withdrawals from the market, product seizures, total or partial suspension of production or distribution injunctions, debarment, fines, refusals of government contracts, restitution, disgorgement, or civil or criminal penalties. Any agency or judicial enforcement action could have a material adverse effect on us.

### ***U.S. Regulation***

#### *U.S. Government Regulation and Product Approval*

Government authorities in the United States at the federal, state and local level extensively regulate, among other things, the research, development, testing, manufacture, quality control, approval, labeling, packaging, storage, record-keeping, promotion, advertising, distribution, marketing, export and import of drug and biological products such as those we are developing. In the United States, the FDA regulates drugs under the Federal Food, Drug, and Cosmetic Act, or FDCA, and its implementing regulations, and biologics under the FDCA, its implementing regulations, and the Public Health Service Act, or PHSA, and its implementing regulations.

#### *U.S. Drug Development Process*

The process of obtaining regulatory approvals and compliance with appropriate federal, state, local and foreign statutes and regulations require the expenditure of substantial time and financial resources. Failure to comply with the applicable U.S. requirements at any time during the product development process, approval process, or after approval, may subject an applicant to administrative or judicial sanctions. These sanctions could include the FDA's refusal to approve pending applications, withdrawal of an approval, a clinical hold, untitled or warning letters, product recalls, product seizures, total or partial suspension of production or distribution, injunctions, fines, refusals of government contracts, restitution, disgorgement or civil or criminal penalties. The process required by the FDA before a drug or biologic may be marketed in the United States generally involves the following:

- completion of preclinical laboratory tests, animal studies and formulation studies according to Good Laboratory Practices, or GLP, and current Good Manufacture Practice , or GMP, regulations;
- submission to the FDA of an IND application, which must become effective before human clinical trials may begin;
- performance of adequate and well-controlled human clinical trials according to Good Clinical Practice, or GCP, to establish the safety and efficacy of the proposed product for its intended use;
- preparation and submission to the FDA of a NDA for a drug, or a Biologics License Application, or BLA, for a biologic;
- a determination by the FDA within 60 days of its receipt of a NDA or BLA to file the application for review;
- satisfactory completion of an FDA inspection of the manufacturing facility or facilities at which the product, or components thereof, are produced to assess compliance with current Good Manufacturing Practices, or cGMP;
- FDA audits of some clinical trial sites to ensure compliance with GCPs; and
- FDA review and approval of the NDA or licensing of the BLA.

The testing and approval process requires substantial time, effort and financial resources and we cannot be certain that any approvals for our drug candidates will be granted on a timely basis, if at all.

Once a pharmaceutical product drug is identified for development, it enters the preclinical testing stage. Preclinical tests include laboratory evaluations of product chemistry, toxicity, formulation and stability, as well as animal studies. An IND sponsor must submit the results of the preclinical tests, together with manufacturing information, analytical data and any available clinical data or literature, to the FDA as part of the IND. The sponsor must also include a protocol detailing, among other things, the objectives of the initial clinical trial, the parameters to be used in monitoring safety and the effectiveness criteria to be evaluated if the initial clinical trial lends itself to an efficacy evaluation. Some preclinical testing may continue even after the IND is submitted. The IND automatically becomes effective 30 days after receipt by the FDA, unless the FDA raises concerns or questions related to a proposed clinical trial and places the trial on a clinical hold within that 30-day time period. In such a case, the IND sponsor and the FDA must resolve any outstanding concerns before the clinical trial can begin. Clinical holds also may be imposed by the FDA at any time before or during clinical trials due to safety concerns or noncompliance, and may be imposed on all products within a certain class of products. The FDA also can impose partial clinical holds, for example, prohibiting the initiation of clinical trials of a certain duration or for a certain dose.

All clinical trials must be conducted under the supervision of one or more qualified investigators in accordance with GCP regulations. These regulations include the requirement that all research subjects provide informed consent in writing before their participation in any clinical trial. Further, an Institutional Review Board, or IRB, must review and approve the plan for any clinical trial before it commences at any institution, and the IRB must conduct continuing review and reapprove the study at least annually. An IRB considers, among other things, whether the risks to individuals participating in the clinical trial are minimized and are reasonable in relation to anticipated benefits. The IRB also approves the information regarding the clinical trial and the consent form that must be provided to each clinical trial subject or his or her legal representative and must monitor the clinical trial until completed.

Each new clinical protocol and any amendments to the protocol must be filed with the FDA as an IND amendment, and to the IRBs for approval. Protocols detail, among other things, the objectives of the clinical trial, dosing procedures, subject selection and exclusion criteria, and the parameters to be used to monitor subject safety.

Human clinical trials are typically conducted in three sequential phases that may overlap or be combined:

- **Phase 1.** The product is initially introduced into a small number of healthy human subjects or patients and tested for safety, dosage tolerance, absorption, metabolism, distribution and excretion and, if possible, to gain early evidence on effectiveness. In the case of some products for severe or life-threatening diseases, especially when the product is suspected or known to be unavoidably toxic, the initial human testing may be conducted in patients.
- **Phase 2.** Involves clinical trials in a limited patient population to identify possible adverse effects and safety risks, to preliminarily evaluate the efficacy of the product for specific targeted diseases and to determine dosage tolerance and optimal dosage and schedule.
- **Phase 3.** Clinical trials are undertaken to further evaluate dosage, clinical efficacy and safety in an expanded patient population at geographically dispersed clinical trial sites. These clinical trials are intended to establish the overall risk/benefit relationship of the product and provide an adequate basis for product labelling.

We refer to our Phase 1 program as dose-escalation and dose-expansion trials.

Progress reports detailing the results of the clinical trials must be submitted at least annually to the FDA and safety reports must be submitted to the FDA and the investigators for serious and unexpected suspected AEs, any clinically important increase in the rate of a serious suspected adverse



reaction over that listed in the protocol or investigator's brochure, or any findings from other studies or animal or *in vitro* testing that suggest a significant risk in humans exposed to the product drug. Phase 1, Phase 2 and Phase 3 studies may not be completed successfully within any specified period, if at all. The FDA or the sponsor may suspend or terminate a clinical trial at any time on various grounds, including a finding that the research subjects or patients are being exposed to an unacceptable health risk. Similarly, an IRB can suspend or terminate approval of a clinical trial at its institution if the clinical trial is not being conducted in accordance with the IRB's requirements or if the product has been associated with unexpected serious harm to subjects.

Concurrent with clinical trials, companies usually complete additional animal studies and must also develop additional information about the chemistry and physical characteristics of the product and finalize a process for manufacturing the product in commercial quantities in accordance with cGMP requirements. The manufacturing process must be capable of consistently producing quality batches of the product drug and, among other things, the manufacturer must develop methods for testing the identity, strength, quality and purity of the final product. Additionally, appropriate packaging must be selected and tested and stability studies must be conducted to demonstrate that the product drug does not undergo unacceptable deterioration over its shelf life.

### *U.S. Review and Approval Processes*

The results of product development, preclinical studies and clinical trials, along with descriptions of the manufacturing process, analytical tests conducted on the product, proposed labeling and other relevant information, are submitted to the FDA as part of an NDA for a new drug or a BLA for a biologic, requesting approval to market the product. The submission of an NDA or BLA is subject to the payment of a substantial user fee; although a waiver of such fee may be obtained under certain limited circumstances. For example, the agency will waive the application fee for the first human drug application that a small business or its affiliate submits for review. The sponsor of an approved NDA or BLA is also subject to annual product and establishment user fees.

The FDA reviews all NDAs and BLAs submitted to ensure that they are sufficiently complete for substantive review before it accepts them for filing. The FDA may request additional information rather than accept an NDA or BLA for filing. In this event, the NDA or BLA must be re-submitted with the additional information. The re-submitted application also is subject to review before the FDA accepts it for filing. Once the submission is accepted for filing, the FDA begins an in-depth substantive review. The FDA reviews an NDA to determine, among other things, whether a product is safe and effective for its intended use, and a BLA to determine whether the biologic is safe, pure, and potent for its intended use. The FDA also evaluates whether the product's manufacturing is cGMP-compliant to assure the product's identity, strength, quality and purity. Before approving an NDA or BLA, the FDA typically will inspect the facility or facilities where the product is or will be manufactured. The FDA will not approve an application unless it determines that the manufacturing processes and facilities are in compliance with cGMP requirements and adequate to assure consistent production of the product within required specifications. The FDA may refer the NDA or BLA to an advisory committee for review, evaluation and recommendation as to whether the application should be approved and under what conditions. An advisory committee is a panel of experts, including clinicians and other scientific experts, who provide advice and recommendations when requested by the FDA. The FDA is not bound by the recommendation of an advisory committee, but it considers such recommendations when making decisions.

The approval process is lengthy and difficult and the FDA may refuse to approve an NDA or BLA if the applicable regulatory criteria are not satisfied or may require additional clinical data or other data and information. Even if such data and information are submitted, the FDA may ultimately decide that the NDA or BLA does not satisfy the criteria for approval. Data obtained from clinical trials are not always conclusive, and the FDA may interpret data differently than we interpret the same data. The

FDA will issue a complete response letter if the agency decides not to approve the NDA or BLA in its present form. The complete response letter usually describes all of the specific deficiencies that the FDA identified in the NDA or BLA that must be satisfactorily addressed before it can be approved. The deficiencies identified may be minor, for example, requiring labeling changes, or major, for example, requiring additional clinical trials. Additionally, the complete response letter may include recommended actions that the applicant might take to place the application in a condition for approval. If a complete response letter is issued, the applicant may either resubmit the NDA or BLA, addressing all of the deficiencies identified in the letter, or withdraw the application or request an opportunity for a hearing.

If a product receives regulatory approval, the approval may be significantly limited to specific diseases and dosages or the indications for use may otherwise be limited, which could restrict the commercial value of the product. Further, the FDA may require that certain contraindications, warnings or precautions be included in the product labeling. In addition, the FDA may require post-approval studies, including Phase 4 clinical trials, to further assess a product's safety and effectiveness after NDA or BLA approval and may require testing and surveillance programs to monitor the safety of approved products that have been commercialized. The FDA could also approve the NDA or BLA with a Risk Evaluation and Mitigation Strategy plan to mitigate risks, which could include medication guides, physician communication plans, or elements to assure safe use, such as restricted distribution methods, patient registries and other risk minimization tools.

#### *Regulation of Combination Products in the United States*

Certain products may be comprised of components that would normally be regulated under different types of regulatory authorities, and frequently by different centers at the FDA. These products are known as combination products. Specifically, under regulations issued by the FDA, a combination product may be:

- a product comprised of two or more regulated components that are physically, chemically, or otherwise combined or mixed and produced as a single entity;
- two or more separate products packaged together in a single package or as a unit and comprised of drug and device products, device and biological products, or biological and drug products;
- a drug, device, or biological product packaged separately that according to its investigational plan or proposed labeling is intended for use only with an approved individually specified drug, device, or biological product where both are required to achieve the intended use, indication, or effect and where upon approval of the proposed product the labeling of the approved product would need to be changed, e.g., to reflect a change in intended use, dosage form, strength, route of administration, or significant change in dose; or
- any investigational drug, device, or biological product packaged separately that according to its proposed labeling is for use only with another individually specified investigational drug, device, or biological product where both are required to achieve the intended use, indication, or effect.

Under the FDCA, the FDA is charged with assigning a center with primary jurisdiction, or a lead center, for review of a combination product. That determination is based on the "primary mode of action" of the combination product. Thus, if the primary mode of action of a device-drug combination product is attributable to the drug product, the FDA center responsible for premarket review of the drug product would have primary jurisdiction for the combination product. The FDA has also established an Office of Combination Products to address issues surrounding combination products and provide more certainty to the regulatory review process. That office serves as a focal point for combination product issues for agency reviewers and industry. It is also responsible for developing guidance and regulations to clarify the regulation of combination products, and for assignment of the

FDA center that has primary jurisdiction for review of combination products where the jurisdiction is unclear or in dispute.

### *Expedited Programs*

#### Fast Track Designation

The FDA has a Fast Track program that is intended to expedite or facilitate the process for reviewing new drugs, including biologics that meet certain criteria. Specifically, new drugs are eligible for Fast Track designation if they are intended to treat a serious or life-threatening disease or condition for which there is no effective treatment and demonstrate the potential to address unmet medical needs for the condition. Fast Track designation applies to the combination of the product and the specific indication for which it is being studied. The sponsor of a new drug may request the FDA to designate the drug as a Fast Track product concurrently with, or at any time after, submission of an IND, and the FDA must determine if the drug candidate qualifies for fast track designation within 60 days of receipt of the sponsor's request.

In addition to other benefits, such as the ability to engage in more frequent interactions with the FDA, the FDA may initiate review of sections of a Fast Track drug's NDA or BLA before the application is complete. This rolling review is available if the applicant provides, and the FDA approves, a schedule for the submission of each portion of the NDA or BLA and the applicant pays applicable user fees. However, the FDA's time period goal for reviewing an application does not begin until the last section of the NDA or BLA is submitted. Additionally, the Fast Track designation may be withdrawn by the FDA if the FDA believes that the designation is no longer supported by data emerging in the clinical trial process.

#### Accelerated Approval

Under FDA's accelerated approval regulations, the FDA may approve a drug, including a biologic, for a serious or life-threatening illness that provides meaningful therapeutic benefit to patients over existing treatments based upon a surrogate endpoint that is reasonably likely to predict clinical benefit, or on a clinical endpoint that can be measured earlier than irreversible morbidity or mortality, that is reasonably likely to predict an effect on irreversible morbidity or mortality or other clinical benefit, taking into account the severity, rarity, or prevalence of the condition and the availability or lack of alternative treatments. In clinical trials, a surrogate endpoint is a marker, such as a measurement of laboratory or clinical signs of a disease or condition that is thought to predict clinical benefit, but is not itself a measure of clinical benefit. Surrogate endpoints can often be measured more easily or more rapidly than clinical endpoints. A drug candidate approved on this basis is subject to rigorous post-marketing compliance requirements, including the completion of post-approval clinical trials sometimes referred to as Phase 4 trials to confirm the effect on the clinical endpoint. Failure to conduct required post-approval studies, or to confirm a clinical benefit during post-marketing studies, will allow the FDA to withdraw the drug from the market on an expedited basis. All promotional materials for drug candidates approved under accelerated regulations are subject to prior review by the FDA.

#### Breakthrough Designation

The Food and Drug Administration Safety and Innovation Act, or FDASIA, amended the FDCA to require the FDA to expedite the development and review of a breakthrough therapy. A drug or biologic product can be designated as a breakthrough therapy if it is intended to treat a serious or life-threatening disease or condition and preliminary clinical evidence indicates that it may demonstrate substantial improvement over existing therapies on one or more clinically significant endpoints. A sponsor may request that a product be designated as a breakthrough therapy concurrently with, or at

any time after, the submission of an IND, and the FDA must determine if the candidate qualifies for breakthrough therapy designation within 60 days of receipt of the sponsor's request. If so designated, the FDA shall act to expedite the development and review of the product's marketing application, including by meeting with the sponsor throughout the product's development, providing timely advice to the sponsor to ensure that the development program to gather preclinical and clinical data is as efficient as practicable, involving senior managers and experienced review staff in a cross-disciplinary review, assigning a cross-disciplinary project lead for the FDA review team to facilitate an efficient review of the development program and to serve as a scientific liaison between the review team and the sponsor, and taking steps to ensure that the design of the clinical trials is as efficient as practicable.

#### Priority Review

Based on results of the Phase 3 clinical trial(s) submitted in an NDA or BLA, upon the request of an applicant, the FDA may grant the NDA for a new molecular entity or BLA a priority review designation, which sets the target date for FDA action on the application at six months after the FDA accepts the application for filing. Priority review is granted where there is evidence that the proposed product would be a significant improvement in the safety or effectiveness of the treatment, diagnosis, or prevention of a serious condition. If criteria are not met for priority review, the application is subject to the standard FDA review period of ten months after FDA accepts the application for filing. Priority review designation does not change the scientific/medical standard for approval or the quality of evidence necessary to support approval.

#### *Post-Approval Requirements*

Any products for which we receive FDA approval are subject to continuing regulation by the FDA, including, among other things, record-keeping requirements, reporting of adverse experiences with the product, providing the FDA with updated safety and efficacy information, product sampling and distribution requirements, complying with certain electronic records and signature requirements and complying with FDA promotion and advertising requirements. Moreover, each component of a combination product retains their regulatory status (as a drug or biologic, for example) and is subject to the requirements established by the FDA for that type of component. The FDA strictly regulates labeling, advertising, promotion and other types of information on products that are placed on the market. Products may be promoted only for the approved indications and in accordance with the provisions of the approved label. Further, manufacturers must continue to comply with cGMP requirements, which are extensive and require considerable time, resources and ongoing investment to ensure compliance. In addition, changes to the manufacturing process generally require prior FDA approval before being implemented and other types of changes to the approved product, such as adding new indications and additional labeling claims, are also subject to further FDA review and approval.

Manufacturers and other entities involved in the manufacturing and distribution of approved products are required to register their establishments with the FDA and certain state agencies, and are subject to periodic unannounced inspections by the FDA and certain state agencies for compliance with cGMP and other laws. The cGMP requirements apply to all stages of the manufacturing process, including the production, processing, sterilization, packaging, labeling, storage and shipment of the product. Manufacturers must establish validated systems to ensure that products meet specifications and regulatory requirements, and test each product batch or lot prior to its release. We rely, and expect to continue to rely, on third parties for the production of clinical quantities of our drug candidates. Future FDA and state inspections may identify compliance issues at the facilities of our contract manufacturers that may disrupt production or distribution or may require substantial resources to correct.

The FDA may withdraw a product approval or revoke a biologics license if compliance with regulatory requirements is not maintained or if problems occur after the product reaches the market.

Later discovery of previously unknown problems with a product may result in restrictions on the product or even complete withdrawal of the product from the market. Further, the failure to maintain compliance with regulatory requirements may result in administrative or judicial actions, such as fines, untitled or warning letters, holds on clinical trials, product recalls or seizures, product detention or refusal to permit the import or export of products, refusal to approve pending applications or supplements, restrictions on marketing or manufacturing, injunctions or civil or criminal penalties.

From time to time, legislation is drafted, introduced and passed in Congress that could significantly change the statutory provisions governing the approval, manufacturing and marketing of products regulated by the FDA. In addition to new legislation, FDA regulations and policies are often revised or reinterpreted by the agency in ways that may significantly affect our business and our drug candidates. It is impossible to predict whether further legislative or FDA regulation or policy changes will be enacted or implemented and what the impact of such changes, if any, may be.

#### *Patent Term Restoration and Marketing Exclusivity*

Depending upon the timing, duration and specifics of FDA approval of the use of our drug candidates, some of our U.S. patents may be eligible for limited patent term extension under the Drug Price Competition and Patent Term Restoration Act of 1984, commonly referred to as the Hatch-Waxman Amendments. The Hatch-Waxman Amendments permit a patent restoration term of up to five years as compensation for patent term lost during product development and the FDA regulatory review process. However, patent term restoration cannot extend the remaining term of a patent beyond a total of 14 years from the product's approval date. The patent term restoration period is generally one-half the time between the effective date of an IND and the submission date of an NDA or BLA plus the time between the submission date of an NDA or BLA and the approval of that application, except that this review period is reduced by any time during which the applicant failed to exercise due diligence. Only one patent applicable to an approved product is eligible for the extension and the application for the extension must be submitted prior to the expiration of the patent. The USPTO, in consultation with the FDA, reviews and approves the application for any patent term extension or restoration. In the future, if available, we intend to apply for restorations of patent term for some of our currently owned patents beyond their current expiration dates, depending on the expected length of the clinical trials and other factors involved in the filing of the relevant NDA or BLA; however, there can be no assurance that any such extension will be granted to us.

Market exclusivity provisions under the FDCA can also delay the submission or the approval of certain applications. The FDCA provides a five-year period of non-patent marketing exclusivity within the United States to the first applicant to gain approval of an NDA for a new chemical entity. A drug is a new chemical entity if the FDA has not previously approved any other new drug containing the same active moiety, which is the molecule or ion responsible for the action of the drug substance. During the exclusivity period, the FDA may not accept for review an abbreviated new drug application, or ANDA, or a 505(b)(2) NDA submitted by another company for another version of such drug where the applicant does not own or have a legal right of reference to all the data required for approval. However, an application may be submitted after four years if it contains a certification of patent invalidity or non-infringement. The FDCA also provides three years of marketing exclusivity for an NDA, 505(b)(2) NDA or supplement to an existing NDA if new clinical investigations, other than bioavailability studies, that were conducted or sponsored by the applicant are deemed by the FDA to be essential to the approval of the application, for example, new indications, dosages or strengths of an existing drug. This three-year exclusivity covers only the conditions of use associated with the new clinical investigations and does not prohibit the FDA from approving ANDAs for drugs containing the original active agent. Five-year and three-year exclusivity will not delay the submission or approval of a full NDA. However, an applicant submitting a full NDA would be required to conduct or obtain a right

of reference to all of the preclinical studies and adequate and well-controlled clinical trials necessary to demonstrate safety and effectiveness.

Pediatric exclusivity is another type of exclusivity in the United States. Pediatric exclusivity, if granted, provides an additional six months of exclusivity, which runs from the end of other exclusivity or patent period. Pediatric exclusivity may be granted based on the voluntary completion of a pediatric clinical trial in accordance with an FDA-issued “Written Request” for such a clinical trial.

### *Biosimilars and Exclusivity*

The Patient Protection and Affordable Care Act, or ACA signed into law on March 23, 2010, includes a subtitle called the Biologics Price Competition and Innovation Act of 2009 which created an abbreviated approval pathway for biological products shown to be similar to, or interchangeable with, an FDA-licensed reference biological product. This amendment to the PHS Act attempts to minimize duplicative testing. Biosimilarity, which requires that there be no clinically meaningful differences between the biological product and the reference product in terms of safety, purity, and potency, can be shown through analytical studies, animal studies, and a clinical trial or trials. Interchangeability requires that a product is biosimilar to the reference product and the product must demonstrate that it can be expected to produce the same clinical results as the reference product and, for products administered multiple times, the biologic and the reference biologic may be switched after one has been previously administered without increasing safety risks or risks of diminished efficacy relative to exclusive use of the reference biologic.

A reference biologic is granted twelve years of exclusivity from the time of first licensure of the reference product. The first biologic product submitted under the abbreviated approval pathway that is determined to be interchangeable with the reference product has exclusivity against other biologics submitting under the abbreviated approval pathway for the lesser of (i) one year after the first commercial marketing, (ii) 18 months after approval if there is no legal challenge, (iii) 18 months after the resolution in the applicant’s favor of a lawsuit challenging the biologic’s patents if an application has been submitted, or (iv) 42 months after the application has been approved if a lawsuit is ongoing within the 42-month period.

### *Orphan Drugs*

Under the Orphan Drug Act, the FDA may grant orphan drug designation to drugs, including biologics, intended to treat a rare disease or condition—generally a disease or condition that affects fewer than 200,000 individuals in the United States or that affects more than 200,000 individuals in the United States and for which there is no reasonable expectation that costs of research and development of the product for the indication can be recovered by sales of the product in the United States. Orphan drug designation must be requested before submitting an NDA or BLA.

After the FDA grants orphan drug designation, the generic identity of the drug or biologic and its potential orphan use are disclosed publicly by the FDA. Orphan drug designation does not convey any advantage in, or shorten the duration of, the regulatory review and approval process. The first NDA or BLA applicant to receive FDA approval for a particular active ingredient to treat a particular disease or condition with FDA orphan drug designation is entitled to a seven-year exclusive marketing period in the United States for that product, for that indication. Among the other benefits of orphan drug designation are tax credits for certain research and a waiver of the NDA or BLA application user fee.

During the exclusivity period, the FDA may not approve any other applications to market the same drug for the same disease or condition, except in limited circumstances, such as if the second applicant demonstrates the clinical superiority of its product to the product with orphan drug exclusivity through a demonstration of superior safety, superior efficacy, or a major contribution to patient care. “Same drug” means a drug that contains the same active moiety if it is a drug composed of small

molecules, or the same principal molecular structural features if it is composed of macromolecules and is intended for the same use as a previously approved drug, except that if the subsequent drug can be shown to be clinically superior to the first drug, it will not be considered to be the same drug. Orphan drug exclusivity does not prevent the FDA from approving a different drug for the same disease or condition, or the same drug for a different disease or condition.

#### *Pediatric Information*

Under the Pediatric Research Equity Act of 2003, as amended, NDAs, BLAs or supplements must contain data adequate to assess the safety and effectiveness of the product for the claimed indications in all relevant pediatric subpopulations and to support dosing and administration for each pediatric subpopulation for which the product is safe and effective. The FDASIA amended the FDCA to require that a sponsor who is planning to submit a marketing application for a product that includes a new active ingredient, new indication, new dosage form, new dosing regimen or new route of administration submit an initial Pediatric Study Plan, or PSP, within 60 days of an end-of-Phase 2 meeting or as may be agreed between the sponsor and the FDA. The initial PSP must include an outline of the pediatric study or studies that the sponsor plans to conduct, including study objectives and design, age groups, relevant endpoints and statistical approach, or a justification for not including such detailed information, and any request for a deferral of pediatric assessments or a full or partial waiver of the requirement to provide data from pediatric studies along with supporting information. The FDA may, on its own initiative or at the request of the applicant, grant deferrals for submission of data or full or partial waivers. The FDA and the sponsor must reach agreement on the PSP. A sponsor can submit amendments to an agreed-upon initial PSP at any time if changes to the pediatric plan need to be considered based on data collected from preclinical studies, early phase clinical trials, and/or other clinical development programs.

#### *Disclosure of Clinical Trial Information*

Sponsors of clinical trials of FDA-regulated products, including drugs and biologics, are required to register and disclose certain clinical trial information, which is publicly available at [www.clinicaltrials.gov](http://www.clinicaltrials.gov). Information related to the product, patient population, phase of investigation, study sites and investigators, and other aspects of the clinical trial is then made public as part of the registration. Sponsors are also obligated to disclose the results of their clinical trials after completion. Disclosure of the results of these trials can be delayed until the new product or new indication being studied has been approved. Competitors may use this publicly available information to gain knowledge regarding the progress of development programs.

#### *Pharmaceutical Coverage, Pricing and Reimbursement*

Significant uncertainty exists as to the coverage and reimbursement status of any products for which we may obtain regulatory approval. In the United States, sales of any products for which we may receive regulatory approval for commercial sale will depend in part on the availability of coverage and reimbursement from third-party payors. Third-party payors include government authorities, managed care providers, private health insurers and other organizations. The process for determining whether a payor will provide coverage for a product may be separate from the process for setting the reimbursement rate that the payor will pay for the product. Third-party payors may limit coverage to specific products on an approved list which might not include all of the FDA-approved products for a particular indication. Moreover, a payor's decision to provide coverage for a product does not imply that an adequate reimbursement rate will be approved. Adequate third-party reimbursement may not be available to enable us to maintain price levels sufficient to realize an appropriate return on our investment in product development.

Third-party payors are increasingly challenging the price and examining the medical necessity and cost-effectiveness of medical products and services, in addition to their safety and efficacy. In order to obtain coverage and reimbursement for any product that might be approved for sale, we may need to conduct expensive pharmacoeconomic studies in order to demonstrate the medical necessity and cost-effectiveness of any products, in addition to the costs required to obtain regulatory approvals. Our drug candidates may not be considered medically necessary or cost-effective. If third-party payors do not consider a product to be cost-effective compared to other available therapies, they may not cover the product after approval as a benefit under their plans or, if they do, the level of payment may not be sufficient to allow a company to sell its products at a profit.

The U.S. government and state legislatures have shown significant interest in implementing cost containment programs to limit the growth of government-paid health care costs, including price controls, restrictions on reimbursement and requirements for substitution of generic products for branded prescription drugs. For example, the ACA, as amended by the Health Care and Education Reconciliation Act of 2010, collectively, the ACA, contains provisions that may reduce the profitability of drug products, including, for example, increased rebates for drugs reimbursed by Medicaid programs, extension of Medicaid rebates to Medicaid managed care plans, mandatory discounts for certain Medicare Part D beneficiaries and annual fees based on pharmaceutical companies' share of sales to federal health care programs. Adoption of government controls and measures, and tightening of restrictive policies in jurisdictions with existing controls and measures, could limit payments for pharmaceuticals.

The marketability of any products for which we receive regulatory approval for commercial sale may suffer if the government and third-party payors fail to provide adequate coverage and reimbursement. In addition, an increasing emphasis on cost containment measures in the United States has increased and we expect will continue to increase the pressure on pharmaceutical pricing. Coverage policies and third-party reimbursement rates may change at any time. Even if favorable coverage and reimbursement status is attained for one or more products for which we receive regulatory approval, less favorable coverage policies and reimbursement rates may be implemented in the future.

#### *Other Healthcare Laws and Compliance Requirements*

If we obtain regulatory approval of our products, we may be subject to various federal and state laws targeting fraud and abuse in the healthcare industry. These laws may impact, among other things, our proposed sales, marketing and education programs. In addition, we may be subject to patient privacy regulation by both the federal government and the states in which we conduct our business. The laws that may affect our ability to operate include:

- the federal Anti-Kickback Statute, which prohibits, among other things, persons from knowingly and willfully soliciting, receiving, offering or paying remuneration, directly or indirectly, in cash or in kind, to induce or reward, or in return for, either the referral of an individual for, or the purchase, order, or recommendation of, an item or service reimbursable under a federal healthcare program, such as the Medicare and Medicaid programs;
- federal civil and criminal false claims laws and civil monetary penalty laws, which prohibit, among other things, individuals or entities from knowingly presenting, or causing to be presented, claims for payment from Medicare, Medicaid, or other third-party payors that are false or fraudulent, or making a false statement or record material to payment of a false claim or avoiding, decreasing, or concealing an obligation to pay money to the federal government;
- the federal Health Insurance Portability and Accountability Act of 1996, or HIPAA, which created new federal criminal statutes that prohibit executing a scheme to defraud any healthcare benefit program and making false statements relating to healthcare matters;



- the federal transparency laws, including the federal Physician Payment Sunshine Act, which is part of the ACA, that requires applicable manufacturers of covered drugs and biologics to disclose payments and other transfers of value provided to physicians and teaching hospitals and physician ownership and investment interests;
- HIPAA, as amended by the Health Information Technology for Economic and Clinical Health Act and its implementing regulations, which imposes certain requirements relating to the privacy, security and transmission of individually identifiable health information; and
- state law equivalents of each of the above federal laws, such as anti-kickback and false claims laws which may apply to items or services reimbursed by any third-party payor, including commercial insurers, and state laws governing the privacy and security of health information in certain circumstances, many of which differ from each other in significant ways and may not have the same effect, thus complicating compliance efforts.

The ACA broadened the reach of the fraud and abuse laws by, among other things, amending the intent requirement of the federal Anti-Kickback Statute and the applicable criminal healthcare fraud statutes contained within 42 U.S.C. § 1320a-7b. Pursuant to the statutory amendment, a person or entity no longer needs to have actual knowledge of this statute or specific intent to violate it in order to have committed a violation. In addition, the ACA provides that the government may assert that a claim including items or services resulting from a violation of the federal Anti-Kickback Statute constitutes a false or fraudulent claim for purposes of the civil False Claims Act or the civil monetary penalties statute. Many states have adopted laws similar to the federal Anti-Kickback Statute, some of which apply to the referral of patients for healthcare items or services reimbursed by any source, not only the Medicare and Medicaid programs.

The federal False Claims Act prohibits anyone from, among other things, knowingly presenting, or causing to be presented, for payment to federal programs (including Medicare and Medicaid) claims for items or services that are false or fraudulent. Although we would not submit claims directly to payors, manufacturers can be held liable under these laws if they are deemed to “cause” the submission of false or fraudulent claims by, for example, providing inaccurate billing or coding information to customers or promoting a product off-label. In addition, our future activities relating to the reporting of wholesaler or estimated retail prices for our products, the reporting of prices used to calculate Medicaid rebate information and other information affecting federal, state, and third-party reimbursement for our products, and the sale and marketing of our products, are subject to scrutiny under this law. For example, pharmaceutical companies have been prosecuted under the federal False Claims Act in connection with their off-label promotion of drugs. Penalties for a False Claims Act violation include three times the actual damages sustained by the government, plus mandatory civil penalties of between \$10,781 and \$21,563 for each separate false claim, the potential for exclusion from participation in federal healthcare programs, and, although the federal False Claims Act is a civil statute, conduct that results in a False Claims Act violation may also implicate various federal criminal statutes. In addition, private individuals have the ability to bring actions under the federal False Claims Act and certain states have enacted laws modeled after the federal False Claims Act.

### *Patient Protection and Affordable Care Act*

In March 2010, the ACA was enacted, which includes measures that have or will significantly change the way health care is financed by both governmental and private insurers. Among the provisions of the ACA of greatest importance to the pharmaceutical industry are the following:

- The Medicaid Drug Rebate Program requires pharmaceutical manufacturers to enter into and have in effect a national rebate agreement with the Secretary of the Department of Health and Human Services as a condition for states to receive federal matching funds for the manufacturer's outpatient drugs furnished to Medicaid patients. The ACA made several changes to the Medicaid Drug Rebate Program, including increasing pharmaceutical manufacturers' rebate liability by raising the minimum basic Medicaid rebate on most branded prescription drugs from 15.1% of average manufacturer price, or AMP, to 23.1% of AMP, and adding a new rebate calculation for "line extensions" (i.e., new formulations, such as extended release formulations) of solid oral dosage forms of branded products, as well as potentially impacting their rebate liability by modifying the statutory definition of AMP. The ACA also expanded the universe of Medicaid utilization subject to drug rebates by requiring pharmaceutical manufacturers to pay rebates on Medicaid managed care utilization and by expanding the population potentially eligible for Medicaid drug benefits. In addition, the ACA provides for the public availability of retail survey prices and certain weighted average AMPs under the Medicaid program. The implementation of this requirement by Centers for Medicare & Medicaid Services, or CMS, may also provide for the public availability of pharmacy acquisition of cost data, which could negatively impact our sales.
- In order for a pharmaceutical product to receive federal reimbursement under the Medicare Part B and Medicaid programs or to be sold directly to U.S. government agencies, the manufacturer must extend discounts to entities eligible to participate in the 340B drug pricing program. The required 340B discount on a given product is calculated based on the AMP and Medicaid rebate amounts reported by the manufacturer. The ACA expanded the types of entities eligible to receive discounted 340B pricing, although, under the current state of the law, with the exception of children's hospitals, these newly eligible entities will not be eligible to receive discounted 340B pricing on orphan drugs when used for the orphan indication. In addition, as 340B drug pricing is determined based on AMP and Medicaid rebate data, the revisions to the Medicaid rebate formula and AMP definition described above could cause the required 340B discount to increase.
- The ACA imposed a requirement on manufacturers of branded drugs to provide a 50% discount off the negotiated price of branded drugs dispensed to Medicare Part D patients in the coverage gap (i.e., the "donut hole").
- The ACA imposed an annual, nondeductible fee on any entity that manufactures or imports certain branded prescription drugs, apportioned among these entities according to their market share in certain government healthcare programs, although this fee would not apply to sales of certain products approved exclusively for orphan indications.
- The ACA required pharmaceutical and biologics manufacturers to track certain financial arrangements with physicians and teaching hospitals, including any "transfer of value" made or distributed to such entities, as well as any investment interests held by physicians and their immediate family members. Manufacturers report this information to CMS annually. The reported information is publicly available in a searchable format on a CMS website.
- A new Patient-Centered Outcomes Research Institute was established pursuant to the ACA to oversee, identify priorities in, and conduct comparative clinical effectiveness research, along with

funding for such research. The research conducted by the Patient-Centered Outcomes Research Institute may affect the market for certain pharmaceutical products.

- The ACA created the Independent Payment Advisory Board which, if impaneled, has authority to recommend certain changes to the Medicare program to reduce expenditures by the program that could result in reduced payments for prescription drugs. Under certain circumstances, these recommendations will become law unless Congress enacts legislation that will achieve the same or greater Medicare cost savings.
- The ACA established the Center for Medicare and Medicaid Innovation within Center for Medicare and Medicaid Services, or CMS, to test innovative payment and service delivery models to lower Medicare and Medicaid spending, potentially including prescription drug spending. Funding has been allocated to support the mission of the Center for Medicare and Medicaid Innovation from 2011 to 2019.

Since its enactment, there have been judicial and Congressional challenges to numerous aspects of the ACA. In January, Congress voted to adopt a budget resolution for fiscal year 2017 that, while not a law, is widely viewed as the first step toward the passage of legislation to repeal the ACA. Further, on January 20, 2017, President Trump signed an Executive Order directing federal agencies with authorities and responsibilities under the ACA to waive, defer, grant exemptions from, or delay the implementation of any provision of the ACA that would impose a fiscal or regulatory burden on states, individuals, healthcare providers, health insurers, or manufacturers of pharmaceuticals or medical devices. Congress also could consider subsequent legislation to replace elements of the ACA that are repealed. We cannot predict how the ACA, its possible repeal, any legislation that may be proposed to replace the ACA, or the political uncertainty surrounding any repeal or replacement legislation will affect our business.

### ***PRC Regulation***

In the PRC, we operate in an increasingly complex legal and regulatory environment. We are subject to a variety of PRC laws, rules and regulations affecting many aspects of our business. This section summarizes the principal PRC laws, rules and regulations relevant to our business and operations.

#### *General Regulations on China Food and Drug Administration*

In the PRC, the CFDA monitors and supervises the administration of pharmaceutical products, as well as medical devices and equipment. The CFDA's primary responsibility includes evaluating, registering and approving new drugs, generic drugs, imported drugs and traditional Chinese medicines; approving and issuing permits for the manufacture, export and import of pharmaceutical products and medical appliances; approving the establishment of enterprises for pharmaceutical manufacture and distribution; formulating administrative rules and policies concerning the supervision and administration of food, cosmetics and pharmaceuticals; and handling significant accidents involving these products. The local provincial drug administrative authorities are responsible for supervision and administration of drugs within their respective administrative regions.

The PRC Drug Administration Law promulgated by the Standing Committee of the National People's Congress in 1984 and the Implementing Measures of the PRC Drug Administration Law promulgated by the Ministry of Health, or the MOH, in 1989 set forth the legal framework for the administration of pharmaceutical products, including the research, development and manufacturing of drugs.

The PRC Drug Administration Law was revised in December 2001, April 2015, and most recently in January 2017. The purpose of the revisions in 2015 was to strengthen the supervision and administration of pharmaceutical products and to ensure the quality and safety of those products for

human use. The revised PRC Drug Administration Law applies to entities and individuals engaged in the development, production, trade, application, supervision and administration of pharmaceutical products. It regulates and prescribes a framework for the administration of pharmaceutical preparations of medical institutions and for the development, research, manufacturing, distribution, packaging, pricing and advertising of pharmaceutical products. The amendment of PRC Drug Administration Law in January 2017 removed the preview procedure at the provincial level for qualification approval of drug clinical trial institutions. Revised Implementing Measures of the PRC Drug Administration Law promulgated by the State Council took effect in September 2002 and was most recently amended in February 2016, providing detailed implementing regulations for the revised PRC Drug Administration Law. The Revised Implementing Measures removed the obtainment of Drug Manufacturing License or a Drug Distribution License as a precondition for incorporation of a drug manufacturer or a drug distributor, in order to simplify the business administration process for drug companies.

Under these regulations, we need to follow related regulations for preclinical research, clinical trials and production of new drugs.

#### *Good Laboratories Practice Certification for Preclinical Research*

To improve the quality of preclinical research, the CFDA promulgated the Administrative Measures for Good Laboratories Practice of Preclinical Laboratory in 2003 and began to conduct the certification program of GLP. In April 2007, the CFDA issued the Circular on Measures for Certification of Good Laboratory Practice, or CFDA Circular 214, providing that the CFDA is responsible for certification of preclinical research institutions. Under CFDA Circular 214, the CFDA decides whether an institution is qualified for undertaking pharmaceutical preclinical research upon the evaluation of the institution's organizational administration, its research personnel, its equipment and facilities and its operation and management of preclinical pharmaceutical projects. If all requirements are met, a GLP Certification will be issued by the CFDA and the result will be published on the CFDA's website.

Currently for all our ongoing projects, we cooperated with CFDA certified GLP laboratories operated by Wuxi AppTec (Suzhou) Co., Ltd. and JOINN Laboratories (Beijing) to conduct the studies following GLP based on CFDA requirements.

#### *Approval for Clinical Trials and Production of New Drugs*

According to the Provisions for Drug Registration promulgated by the CFDA in 2007, Drug Administration Law promulgated and amended by the Standing Committee of the National People's Congress in 2015, Circular on Regulations for Special Approval on New Drug Registration issued by the CFDA in 2009, and Circular on Information Publish Platform for Pharmaceutical Clinical Trials issued by the CFDA in 2013, we must comply with the following procedures and obtain several approvals for clinical trials and production of new drugs.

#### Clinical Trial Application

Upon completion of its preclinical research, a sponsor must apply for approval of a Clinical Trial Application before conducting clinical trials.

#### Special Examination and Approval for Domestic Category 1 Pharmaceutical Products

##### Domestic Category 1 New Drugs Are Eligible for Special Examination and Approval

According to Provisions for Drug Registration promulgated by the CFDA in 2007, drug registration applications are divided into three different types, namely Domestic NDA, Domestic Generic Drug Application, and Imported Drug Application. Drugs fall into one of three categories, namely chemical medicine, biological product, or traditional Chinese or natural medicine. A Category 1 drug is a new

drug that has never been marketed in any country. All of our clinical-stage drug candidates qualify as domestic Category 1 new drugs.

According to Provisions on the Administration of Special Examination and Approval of Registration of New Drugs, or the Special Examination and Approval Provisions promulgated by the CFDA in January 2009, the CFDA conducts special examination and approval for new drugs registration application when:

- (1) the chemical raw material medicines as well as the preparations and biological products thereof haven't been approved for marketing home and abroad;
- (2) the new drugs are for treating AIDS, malignant tumors and rare diseases, etc., and have obvious advantages in clinic treatment; or
- (3) the new drugs are for treating diseases with no effective methods of treatment.

The Special Examination and Approval Provisions provide that the applicant may file for special examination and approval at the stage of Clinical Trial Application if the drug candidate falls within item (1). The provisions provide that for drug candidates that fall within items (2) or (3), the application for special examination and approval must be made when filing for production.

We believe that BGB-3111, BGB-A317, BGB 290 and BGB-283 fall within items (1) and (2) above. Therefore, we may file an application for special examination and approval at the Clinical Trial Application stage, which may enable us to pursue a more expedited path to approval in China and bring therapies to patients more quickly.

#### The Advantages of Category 1 New Drugs over Imported Drugs

Imported drugs are drugs manufactured outside China. Drugs which have already been marketed abroad by multinational companies, but are not yet approved in China are required to follow the process applicable to imported drugs in registration. Compared with the application for imported drugs, the application for Category 1 domestic new drugs has a more straight-forward registration pathway. According to Provisions for Drug Registration, where a special examination and approval treatment is granted, the application for clinical trial and manufacturing will be handled with priority and with enhanced communication with the Center for Drug Evaluation of the CFDA, or the CDE, which will establish a working mechanism for communicating with the applicants. If it becomes necessary to revise the clinical trial scheme or make other major alterations during the clinical trial, the applicant may file an application for communication. According to the *Administrative Measures on Communications for Drug Development and Technical Evaluation* issued by CFDA in June 2016, when an application for communication is approved, the CDE will arrange the communication with the applicant within 30 to 60 days, depending on the subject matter of such communication.

In comparison, according to Provisions for Drug Registration, the registration pathway for imported drugs is complicated and evolving. Imported drug applications may only be submitted after a company obtains an NDA approval and receive the CPP granted by a major regulatory authority, such as the FDA or the EMA. Multinational companies may need to apply for conducting MRCTs, which means that companies do not have the flexibility to design the clinical trials to fit the Chinese patients and standard-of-care. Imported drug candidates under Category 5 cannot qualify for the national priority list to benefit from fast track reviews. Moreover, a requirement to further conduct local clinical trials can potentially delay market access by several years from its international NDA approval.

Our drug candidates are all new therapeutic agents and the registration applications for all four of them are filed under Category 1. The CFDA has approved our Clinical Trial Applications for all four of our drug candidates, i.e. BGB-3111, BGB-A317, BGB-283, and BGB-290, including all phases of their clinical trials.

## Changes to the Review and Approval Process

In August 2015, the Chinese State Council issued a statement, *Opinions on reforming the review and approval process for pharmaceutical products and medical devices*, that contained several potential policy changes that could benefit the pharmaceutical industry:

- A plan to accelerate innovative drug approval with a special review and approval process, with a focus on areas of high unmet medical needs, including drugs for HIV, cancer, serious infectious diseases, orphan diseases and drugs on national priority lists.
- A plan to adopt a policy which would allow companies to act as the marketing authorization holder and to hire contract manufacturing organizations to produce drug products.
- A plan to improve the review and approval of clinical trials, and to allow companies to conduct clinical trials at the same time as they are in other countries and encourage local clinical trial organizations to participate in international multi-center clinical trials.

In November 2015, the CFDA released the *Circular Concerning Several Policies on Drug Registration Review and Approval*, which further clarified the following policies potentially simplifying and accelerating the approval process of clinical trials:

- A one-time umbrella approval procedure allowing approval of all phases of a new drug's clinical trials at once, rather than the current phase-by-phase approval procedure, will be adopted for new drugs' clinical trial applications.
- A fast track drug registration or clinical trial approval pathway will be available for the following applications: (1) registration of innovative new drugs treating HIV, cancer, serious infectious diseases and orphan diseases; (2) registration of pediatric drugs; (3) registration of geriatric drugs and drugs treating China-prevalent diseases; (4) registration of drugs sponsored by national science and technology grants; (5) registration of innovative drugs using advanced technology, using innovative treatment methods, or having distinctive clinical benefits; (6) registration of foreign innovative drugs to be manufactured locally in China; (7) concurrent applications for new drug clinical trials which are already approved in the United States or European Union, or concurrent drug registration applications for drugs which have applied for marketing authorization and passed onsite inspections in the United States or European Union and are manufactured using the same production line in China; and (8) clinical trial applications for drugs with urgent clinical need and patent expiry within three years, and marketing authorization applications for drugs with urgent clinical need and patent expiry within one year.

In February 2016, the CFDA released the *Opinions on Priority Review and Approval for Resolving Drug Registration Applications Backlog*, which further clarified the following policies potentially accelerating the approval process of certain clinical trials or drug registrations which may benefit us:

- A fast track drug registration or clinical trial approval pathway will be available for the following drug registration applications with distinctive clinical benefits: (1) registration of innovative drugs not sold within or outside China; (2) registration of innovative drug transferred to be manufactured in China; (3) registration of drugs using advanced technology, using innovative treatment methods, or having distinctive treatment advantages; (4) clinical trial applications for drugs patent expiry within three years, and marketing authorization applications for drugs with patent expiry within one year; (5) concurrent applications for new drug clinical trials which are already approved in the United States or European Union, or concurrent drug registration applications for drugs which have applied for marketing authorization and passed onsite inspections in the United States or European Union and are manufactured using the same production line in China; (6) traditional Chinese medicines (including ethnic medicines) with clear position in prevention and treatment of serious diseases; and (7) registration of new drugs sponsored by national key technology projects or national key development projects.

- A fast track drug registration approval pathway will be available for the following drugs registration application with distinctive clinical benefits for prevention and treatment of HIV, phthisis, virus hepatitis, orphan diseases, cancer, children’s diseases, and geriatrics.

In March 2016, the CFDA released a circular, *CFDA Announcement on Reforms of Pharmaceutical Registration Classification*, which outlined the re-classifications of drug applications. Under the new categorization, innovative drugs that have not been approved either in or outside China remain Category 1, while drugs approved outside China seeking marketing approval in China are now Category 5.

The CFDA may release detailed policies regarding such abovementioned fast track clinical trial approval and drug registration pathway, and we expect that the CFDA review and approval process will improve over time. However, how and when this approval process will be changed is still subject to further policies to be issued by the CFDA and is currently uncertain.

#### *Subsidies and Preferential Tax Treatment for “12-5 Major New Drugs Development Projects”*

In 2012, the Chinese State Council adopted a “12-5 Major New Drugs Development Projects,” according to which a special fund was established by the government to encourage the development of new drugs. Our BGB-283 drug candidate and another BRAF preclinical research project have been recognized as “12-5 Major New Drugs Development Projects” and received government subsidies of RMB 6,554,600 during the period from January 1, 2013 to December 31, 2015.

#### *PRC Enterprise Income Tax Law and Its Implementation*

The PRC Enterprise Income Tax Law, or EIT Law, and its implementation rules permit certain High and New Technologies Enterprises, or HNTes, to enjoy preferential enterprise income tax rates subject to these HNTes meeting certain qualification criteria. In April 2008, the State Administration of Taxation, or SAT, the Ministry of Science and Technology, or MOST and the Ministry of Finance, or MOF jointly issued the *Administrative Rules for the Certification of High and New Technology Enterprises* specifying the criteria and procedures for the certification of HNTes. In January 2016, revised version of the *Administrative Rules for the Certification of High and New Technology Enterprises* has been issued by the SAT, the MOST and the MOF, and replaced the 2008 version, while the material criteria of HNTes remains unchanged.

Pursuant to the Temporary Regulations on Business Tax, which were promulgated by the Chinese State Council on December 13, 1993 and effective as of January 1, 1994, as amended on November 10, 2008 and effective as of January 1, 2009, any entity or individual conducting business in a service industry is generally required to pay business tax at the rate of 5% on the revenues generated from providing such services. However, if the services provided are related to technological development and transfer, such business tax may be exempted subject to approval by the relevant tax authorities.

In November 2011, the MOF and the SAT promulgated the Pilot Plan for Imposition of Value-Added Tax, or VAT, to Replace Business Tax, or the Pilot Plan. Since January 2012, the SAT has been implementing the Pilot Plan, which imposes VAT, in lieu of business tax for certain industries in Shanghai. The Pilot Plan was expanded to other regions, including Beijing, in September 2012, and was further expanded nationwide beginning August 1, 2013. VAT is applicable at a rate of 6% in lieu of business taxes for certain services and 17% for the sale of goods and provision of tangible property lease services. VAT payable on goods sold or taxable services provided by a general VAT taxpayer for a taxable period is the net balance of the output VAT for the period after crediting the input VAT for the period.

### *Four Phases of Clinical Trials*

A clinical development program consists of Phases 1, 2, 3 and 4. Phase 1 refers to the initial clinical pharmacology and safety evaluation studies in humans. Phase 2 refers to the preliminary evaluation of a drug candidate's therapeutic effectiveness and safety for particular indication(s) in patients, provide evidence and support for the design of Phase 3 clinical trial, and settle the administrative dose regimen. Phase 3 refers to clinical trials undertaken to confirm the therapeutic effectiveness of a drug. Phase 3 is used to further verify the drug's therapeutic effectiveness and safety on patients with target indication(s), to evaluate overall benefit-risk relationships of the drug, and ultimately to provide sufficient evidence for the review of drug registration application. Phase 4 refers to a new drug's post-marketing study to assess therapeutic effectiveness and adverse reactions when the drug is widely used, to evaluate overall benefit-risk relationships of the drug when used among general population or specific groups, and to adjust the administration dose, etc.

### New Drug Application

When Phases 1, 2 and 3 of the clinical trials have been completed, the applicant must apply to the CFDA for approval of a NDA. The CFDA then determines whether to approve the application according to the comprehensive evaluation opinion provided by the CDE of the CFDA. We have obtained approval of our Clinical Trial Applications for BGB-283, BGB-3111, BGB-290 and BGB-A317 in the PRC, and clinical trials have been initiated. We must obtain approval of a NDA before our drugs can be manufactured and sold in the PRC market.

### Good Manufacturing Practice

All facilities and techniques used in the manufacture of products for clinical use or for sale in the PRC must be operated in conformity with cGMP guidelines as established by the CFDA. Failure to comply with applicable requirements could result in the termination of manufacturing and significant fines.

### Animal Test Permits

According to Regulations for the Administration of Affairs Concerning Experimental Animals promulgated by the State Science and Technology Commission in November 1988 and Administrative Measures on the Certificate for Animal Experimentation promulgated by the State Science and Technology Commission and other regulatory authorities in January 2001, performing experimentation on animals requires a Certificate for Use of Laboratory Animals. Applicants must satisfy the following conditions:

- Laboratory animals must be qualified and sourced from institutions that have Certificates for Production of Laboratory Animals;
- The environment and facilities for the animals' living and propagating must meet state requirements;
- The animals' feed and water must meet state requirements;
- The animals' feeding and experimentation must be conducted by professionals, specialized and skilled workers, or other trained personnel;
- The management systems must be effective and efficient; and
- The applicable entity must follow other requirements as stipulated by the PRC laws and regulations.

We obtained a Certificate for Use of Laboratory Animals in 2012 regarding the scope of rats and mice.



## *Regulations Relating to Intellectual Property Rights*

### Patent

#### General

Pursuant to the Patent Law of the PRC and its implementation rules, patents in the PRC fall into three categories, namely invention patent, utility model and design patent. Invention patent refers to a new technical solution proposed in respect of a product, method or its improvement; utility model refers to a new technical solution that is practicable for application and proposed in respect of the shape, structure or a combination of both of a product; and design patent refers to the new design of a certain product in shape, pattern or a combination of both and in color, shape and pattern combinations aesthetically suitable for industrial application. Under the Patent Law of the PRC, the term of patent protection starts from the date the patent was filed. Patents relating to utility-models and designs are effective for ten years from the initial date the patent application was filed. The Patent Law of the PRC adopts the principle of “first to file,” which means where more than one person files a patent application for the same invention, a patent will be granted to the person who first filed the application.

Existing patents can become invalid or unenforceable due to a number of factors, including known or unknown prior art, deficiencies in patent application and lack of novelty in technology. In the PRC, a patent must have novelty, innovation and practical application. Under the Patent Law of PRC, novelty means that before a patent application is filed, no identical invention or utility model has been publicly disclosed in any publication in the PRC or abroad or has been publicly used or made known to the public by any other means, whether in or outside of China, nor has any other person filed with the patent authority an application that describes an identical invention or utility model and is published after the filing date. Patents in the PRC are filed with the State Intellectual Property Office, or SIPO. Normally, the SIPO publishes an application for a pharmaceutical invention 18 months after the application is filed, which may be shortened upon request by the applicant. The applicant must apply to the SIPO for a substantive examination within three years from the date the application is filed.

Article 20 of the Patent Law of the PRC provides that, for an invention or utility model completed in China, any applicant, not just Chinese companies and individuals, before filing a patent application outside of China, must first submit it to the SIPO for a confidential examination. Failure to comply with this requirement will result in the denial of any Chinese patent for the subject invention. This added requirement of confidential examination by the SIPO has raised concerns by foreign companies who conduct research and development activities in the PRC or outsource research and development activities to service providers in the PRC. Currently we have three invention patents published by SIPO and one invention patent under the application process.

#### Patent Enforcement

Unauthorized use of patents without consent from owners of patents, forgery of the patents belonging to other persons, or engagement in other infringement acts against patent rights, will subject the infringers to tortious liabilities. Serious offences may be subject to criminal penalties.

When a dispute arises as a result of infringement of the patent owner’s patent right, PRC law requires that the parties first attempt to settle the dispute through consultation between them. However, if the dispute cannot be settled through consultation, the patent owner, or an interested party who believes the patent is being infringed, may either file a civil legal suit or file an administrative complaint with the relevant patent administration authority under the SIPO. A PRC court may issue a preliminary injunction upon the patent owner’s or an interested party’s request before instituting any legal proceedings or during the proceedings. Damages for infringement are calculated as either the loss suffered by the patent holder arising from the infringement or the benefit gained by the infringer from the infringement. If it is difficult to ascertain damages in this manner, damages may be determined by

using a reasonable multiple of the license fee under a contractual license. As in other jurisdictions, with one notable exception, the patent owner in the PRC has the burden of proving that the patent is being infringed. However, if the owner of a manufacturing process patent alleges infringement of its patent, the alleged infringer has the burden of proving that it has not infringed. To our knowledge, there are no disputes as to our infringement of any third party's patent.

#### Medical Patent Compulsory License

According to the Patent Law of the PRC, the SIPO may grant a compulsory license for manufacturing patented drugs and exporting them to countries or regions covered under relevant international treaties to which the People's Republic of China has acceded.

#### Exemptions for Unlicensed Manufacture, Use and Import of Patented Drugs

According to the Patent Law of the PRC, any person may manufacture, use or import patented drugs for the purpose of providing information required for administrative examination and approval without authorization granted by the patent owner.

#### Trade Secrets

According to the Anti-Unfair Competition Law of the PRC, the term "trade secrets" refers to technical information and business information that is unknown to the public, that has utility and may create business interest or profit for its legal owners or holders, and that is maintained as a secret by its legal owners or holders.

Under this law, business persons are prohibited from employing the following methods to infringe trade secrets: (1) obtaining the trade secrets from the legal owners or holders by any unfair methods such as stealing, solicitation or coercion; (2) disclosing, using or permitting others to use the trade secrets obtained illegally under item (1) above; or (3) disclosing, using or permitting others to use the trade secrets, in violation of any contractual agreements or any requirements of the legal owners or holders to keep such trade secrets in confidence. If a third party knows or should have known of the above-mentioned illegal conduct but nevertheless obtains, uses or discloses trade secrets of others, the third party may be deemed to have committed a misappropriation of the others' trade secrets. The parties whose trade secrets are being misappropriated may petition for administrative corrections, and regulatory authorities may stop any illegal activities and fine infringing parties in the amount of RMB 10,000—200,000. Alternatively, persons whose trade secrets are being misappropriated may file lawsuits in a PRC court for loss and damages caused by the misappropriation.

The measures to protect trade secrets include oral or written agreements or other reasonable measures to require the employees of, or persons in business contact with, legal owners or holders to keep trade secrets confidential. Once the legal owners or holders have asked others to keep trade secrets confidential and have adopted reasonable protection measures, the requested persons bear the responsibility for keeping the trade secrets confidential.

#### *Regulations Relating to Foreign Exchange and Dividend Distribution*

##### Foreign Exchange Regulation

The Foreign Exchange Administration Regulations, most recently amended in August 2008, are the principal regulations governing foreign currency exchange in China. Under the PRC foreign exchange regulations, payments of current account items, such as profit distributions and trade and service-related foreign exchange transactions, may be made in foreign currencies without prior approval from the State Administration of Foreign Exchange, or SAFE, by complying with certain procedural requirements. In contrast, approval from or registration with appropriate government authorities is

required when RMB is to be converted into a foreign currency and remitted out of China to pay capital expenses such as the repayment of foreign currency-denominated loans.

In August 2008, SAFE issued the Circular on the Relevant Operating Issues Concerning the Improvement of the Administration of the Payment and Settlement of Foreign Currency Capital of Foreign-Invested Enterprises, or SAFE Circular 142, regulating the conversion by a foreign-invested enterprise of foreign currency-registered capital into RMB by restricting how the converted RMB may be used. In addition, SAFE promulgated Notice on Issues concerning Further Clarifying and Regulating the Foreign Exchange Administration under Some Capital Accounts, or Circular 45, on November 9, 2011 to clarify the application of SAFE Circular 142. Under SAFE Circular 142 and Circular 45, RMB capital converted from foreign currency registered capital of a foreign-invested enterprise may only be used for purposes within the business scope approved by the applicable government authority and may not be used for equity investments within the PRC. In addition, SAFE strengthened its oversight of the flow and use of the RMB capital converted from foreign currency registered capital of foreign-invested enterprises. The use of such RMB capital may not be changed without SAFE's approval, and such RMB capital may not, in any case, be used to repay RMB loans whose proceeds were not used. Furthermore, SAFE promulgated Notice on Issues Concerning Strengthening Administration of Foreign Exchange Services in November 2010, which tightens the regulation over settlement of net proceeds from overseas offerings, such as our initial public offering, and requires, among other things, the authenticity of settlement of net proceeds from offshore offerings to be closely examined and the net proceeds to be settled in the manner described in our prospectus or otherwise approved by our board of directors. Violations of these SAFE regulations may result in severe monetary or other penalties, including confiscation of earnings derived from such violation activities, a fine of up to 30% of the RMB funds converted from the foreign invested funds or in the case of a severe violation, a fine ranging from 30% to 100% of the RMB funds converted from the foreign-invested funds.

In November 2012, SAFE promulgated the Circular of Further Improving and Adjusting Foreign Exchange Administration Policies on Foreign Direct Investment, which substantially amends and simplifies the current foreign exchange procedure. Pursuant to this circular, the opening of various special purpose foreign exchange accounts, such as pre-establishment expenses accounts, foreign exchange capital accounts and guarantee accounts, the reinvestment of RMB proceeds by foreign investors in the PRC, and remittance of foreign exchange profits and dividends by a foreign-invested enterprise to its foreign shareholders no longer require the approval or verification of SAFE, and multiple capital accounts for the same entity may be opened in different provinces, which was not previously possible. In addition, SAFE promulgated the Circular on Printing and Distributing the Provisions on Foreign Exchange Administration over Domestic Direct Investment by Foreign Investors and the Supporting Documents in May 2013, which specifies that the administration by the SAFE or its local branches over direct investment by foreign investors in the PRC will be conducted by way of registration, and banks must process foreign exchange business relating to the direct investment in the PRC based on the registration information provided by SAFE and its branches.

Under the Circular of the SAFE on Further Improving and Adjusting the Policies for Foreign Exchange Administration under Capital Accounts promulgated by the SAFE on January 10, 2014 and effective from February 10, 2014, administration over the outflow of the profits by domestic institutions has been further simplified. In principle, a bank is no longer required to examine transaction documents when handling the outflow of profits of no more than the equivalent of \$50,000 by a domestic institution. When handling the outflow of profits exceeding the equivalent of \$50,000, the bank, in principle, is no longer required to examine the financial audit report and capital verification report of the domestic institution, provided that it must examine, according to the principle of transaction authenticity, the profit distribution resolution of the board of directors, or the profit distribution resolution of the partners, relating to this profit outflow and the original copy of its tax record-filing form. After each profit outflow, the bank must affix its seal to and endorsements on the

original copy of the relevant tax record-filing form to indicate the actual amount of the profit outflow and the date of the outflow.

On March 30, 2015, SAFE promulgated the Circular on Reforming the Management Approach regarding the Settlement of Foreign Exchange Capital of Foreign-invested Enterprises, or SAFE Circular 19, which became effective on June 1, 2015. According to SAFE Circular 19, the foreign exchange capital of foreign-invested enterprises may be settled on a discretionary basis, meaning that the foreign exchange capital in the capital account of a foreign-invested enterprise for which the rights and interests of monetary contribution has been confirmed by the local foreign exchange bureau, or the book-entry registration of monetary contribution by the banks, can be settled at the banks based on the actual operational needs of the foreign-invested enterprise. The proportion of such discretionary settlement is temporarily determined as 100%. The RMB converted from the foreign exchange capital will be kept in a designated account, and if a foreign-invested enterprise needs to make further payment from such account, it still must provide supporting documents and go through the review process with the banks.

Furthermore, SAFE Circular 19 stipulates that the use of capital by foreign-invested enterprises must adhere to the principles of authenticity and self-use within the business scope of enterprises. The capital of a foreign-invested enterprise and capital in RMB obtained by the foreign-invested enterprise from foreign exchange settlement must not be used for the following purposes:

- (1) directly or indirectly used for the payment beyond the business scope of the enterprises or the payment prohibited by relevant laws and regulations;
- (2) directly or indirectly used for investment in securities, unless otherwise provided by relevant laws and regulations;
- (3) directly or indirectly used for granting the entrusted loans in RMB, unless permitted by the scope of business, repaying the inter-enterprise borrowing, including advances by the third party, or repaying the bank loans in RMB that have been sub-lent to the third party; and/or
- (4) paying the expenses related to the purchase of real estate that is not for self-use, except for the foreign-invested real estate enterprises.

On June 19, 2016, SAFE promulgated the Circular on Reforming and Regulating Policies on the Control over Foreign Exchange Settlement of Capital Accounts, or Circular 16, which took effect on the same day. Compared to Circular 19, Circular 16 provides that discretionary foreign exchange settlement applies to foreign exchange capital, foreign debt offering proceeds and remitted foreign listing proceeds, and the corresponding Renminbi obtained from foreign exchange settlement are not restricted to extending loans to related parties or repaying the inter-company loans, including advances by third parties. However, since Circular 16 came into effect recently, there are substantial uncertainties with respect to its interpretation and implementation in practice.

On January 26, 2017, SAFE promulgated the Circular on Further Improving Reform of Foreign Exchange Administration and Optimizing Genuineness and Compliance Verification, or Circular 3, which took effect on the same day. Circular 3 sets out various measures with the following key contents:

- (1) relaxing the policy restriction on foreign exchange inflow to further enhance trade and investment facilitation, including (a) expanding the scope of foreign exchange settlement for domestic foreign exchange loans, (b) allowing the capital repatriation for offshore financing against domestic guarantee, (c) facilitating the centralized management of foreign exchange funds of multinational companies, and (d) allowing the offshore institutions within pilot free trade zones to settle foreign exchange in domestic foreign exchange accounts; and
- (2) tightening genuineness and compliance verification of cross-border transactions and cross-border capital flow, including (a) improving the statistics of current account foreign currency

earnings deposited offshore, (b) requiring banks to verify board resolutions, tax filing forms, and audited financial statements before wiring foreign invested enterprises' foreign exchange distribution above \$50,000, (c) strengthening genuineness and compliance verification of foreign direct investments and (d) implementing full scale management of offshore loans in Renminbi and foreign currencies by requiring the total amount of offshore loans be no higher than 30% of the onshore lender's equity shown on its audited financial statements of the last year.

Our PRC subsidiaries' distributions to the offshore parent and their carrying out cross-border foreign exchange activities are subject to the various SAFE registration requirements described above.

### Share Option Rules

Under the Administration Measures on Individual Foreign Exchange Control issued by the People's Bank of China on December 25, 2006, all foreign exchange matters involved in employee share ownership plans and share option plans in which PRC citizens participate require approval from SAFE or its authorized branch. In addition, under the Notices on Issues concerning the Foreign Exchange Administration for Domestic Individuals Participating in Share Incentive Plans of Overseas Publicly-Listed Companies, or Share Option Rules, issued by the SAFE on February 15, 2012, PRC residents who are granted shares or share options by companies listed on overseas stock exchanges under share incentive plans are required to (1) register with the SAFE or its local branches; (2) retain a qualified PRC agent, which may be a PRC subsidiary of the overseas listed company or another qualified institution selected by the PRC subsidiary, to conduct the SAFE registration and other procedures with respect to the share incentive plans on behalf of the participants; and (3) retain an overseas institution to handle matters in connection with their exercise of share options, purchase and sale of shares or interests and funds transfers.

### *Regulation of Dividend Distribution*

The principal laws, rules and regulations governing dividend distribution by foreign-invested enterprises in the PRC are the Company Law of the PRC, as amended, the Wholly Foreign-owned Enterprise Law and its implementation regulations, and the Equity Joint Venture Law and its implementation regulations. Under these laws, rules and regulations, foreign-invested enterprises may pay dividends only out of their accumulated profit, if any, as determined in accordance with PRC accounting standards and regulations. Both PRC domestic companies and wholly-foreign owned PRC enterprises are required to allocate at least 10% of their respective accumulated after-tax profits each year, if any, to fund certain capital reserve funds until the aggregate amount of these reserve funds have reached 50% of the registered capital of the enterprises. A PRC company is not permitted to distribute any profits until any losses from prior fiscal years have been offset. Profits retained from prior fiscal years may be distributed together with distributable profits from the current fiscal year.

### *Labor Laws and Social Insurance*

Pursuant to the PRC Labor Law and the PRC Labor Contract Law, employers must execute written labor contracts with full-time employees. All employers must comply with local minimum wage standards. Violations of the PRC Labor Contract Law and the PRC Labor Law may result in the imposition of fines and other administrative and criminal liability in the case of serious violations.

In addition, according to the PRC Social Insurance Law, employers like our PRC subsidiaries in China must provide employees with welfare schemes covering pension insurance, unemployment insurance, maternity insurance, work-related injury insurance, medical insurance, and housing funds.

### ***Rest of the World Regulation***

For other countries besides the United States and the PRC, the requirements governing the conduct of clinical trials, drug licensing, pricing and reimbursement vary from country to country. In all cases the clinical trials must be conducted in accordance with GCP requirements and the applicable regulatory requirements and the ethical principles having their origin in the Declaration of Helsinki.

If we fail to comply with applicable foreign regulatory requirements, we may be subject to, among other things, fines, suspension or withdrawal of regulatory approvals, product recalls, seizure of products, operating restrictions and criminal prosecution.

### **Manufacturing and Supply**

We lease an approximately 140 square meter manufacturing facility in Beijing, China, which produces and supplies preclinical and clinical trial materials for some of our small molecule drug candidates. In addition, we lease an approximately 11,000 square meter space and are building a manufacturing facility in Suzhou, China, where we intend to produce drug candidates for clinical or, in the future, commercial use. This facility consists of one oral-solid-dosage production line for small molecule drug products and one pilot plant for monoclonal antibody drug substances. We also outsource to a limited number of external service providers the production of some drug substances and drug products, and we expect to continue to do so to meet the preclinical and clinical requirements of our drug candidates. We have framework agreements with most of our external service providers, under which they generally provide services to us on a short-term and project-by-project basis.

On March 7, 2017, BeiGene (Hong Kong) Co., Limited, our wholly owned subsidiary, entered into a definitive agreement with Guangzhou Development District and its affiliate Guangzhou GET Technology Development Co., Ltd to establish a commercial-scale biologics manufacturing facility in Guangzhou, Guangdong Province, China. We expect to acquire at least 100,000 square meters of land for the manufacturing facility for biologics production. The joint venture will also provide funding for research and development of biologic drug candidates in China. See “Part IV—Item 15—Exhibits, Financial Statement Schedules—*Note 22. Subsequent Events*” for additional information.

Currently, we obtain raw materials for our manufacturing activities from multiple suppliers who we believe have sufficient capacity to meet our demands. In addition, we believe that adequate alternative sources for such supplies exist. However, a risk exists that an interruption supplies would materially harm our business. We typically order raw materials and services on a purchase order basis and do not enter into long-term dedicated capacity or minimum supply arrangements.

Manufacturing is subject to extensive regulations that impose various procedural and documentation requirements governing record keeping, manufacturing processes and controls, personnel, quality control and quality assurance, among others. Our manufacturing facilities and the contract manufacturing organizations we use to manufacture our drug candidates operate under cGMP conditions. cGMP are regulatory requirements for the production of pharmaceuticals that will be used in humans. For most of our manufacturing processes a back-up cGMP manufacturer is in place or can easily be identified.

### **Employees**

As of December 31, 2016, we had 321 full-time employees and one part-time employee. Of these, 267 were engaged in research and development and laboratory operations and 55 were engaged in full-time general and administrative functions. As of December 31, 2016, 268 of our employees were located in the PRC, 49 were located in the United States and five were located in Australia. We have also engaged and may continue to engage independent contractors to assist us with our operations. None of our employees are represented by a labor union or covered by a collective bargaining

agreement. We have never experienced any employment-related work stoppages, and we consider our relations with our employees to be good.

### **Financial Information and Segments**

The financial information required under this Item 1 is incorporated herein by reference to the section of this Annual Report titled “Part II—Item 8—Financial Statements and Supplementary Data.” We operate in one business segment. See Note 2 to our consolidated audited financial statements included in this Annual Report. For financial information regarding our business, see “Part II—Item 7—Management’s Discussion and Analysis of Financial Condition and Results of Operations” of this Annual Report and our consolidated audited financial statements and related notes included elsewhere in this Annual Report.

### **Corporate Information**

We are an exempted company incorporated in the Cayman Islands with limited liability on October 28, 2010. Any company that is registered in the Cayman Islands but conducts business mainly outside of the Cayman Islands may apply to be registered as an exempted company. The principal executive office of our research and development operations is located at No. 30 Science Park Road, Zhong-Guan-Cun Life Science Park, Changping District, Beijing 102206, People’s Republic of China. Our telephone number at this address is +86 10 58958000. Our current registered office in the Cayman Islands is located at the offices of Mourant Ozannes Corporate Services (Cayman) Limited, 94 Solaris Avenue, Camana Bay, Grand Cayman KY1-1108, Cayman Islands. Our website address is [www.beigene.com](http://www.beigene.com). We do not incorporate the information on or accessible through our website into this Annual Report, and you should not consider any information on, or that can be accessed through, our website as part of this Annual Report.

We own various applications and unregistered trademarks and servicemarks, including BeiGene, 百济神州 and our corporate logo. All other trade names, trademarks and service marks of other companies appearing in this Annual Report are the property of their respective holders. Solely for convenience, the trademarks and trade names in this prospectus are referred to without the ® and ™ symbols, but such references should not be construed as any indicator that their respective owners will not assert, to the fullest extent under applicable law, their rights thereto. We do not intend our use or display of other companies’ trademarks and trade names to imply a relationship with, or endorsement or sponsorship of us by, any other companies.

### **Available Information**

We make available on or through our website certain reports and amendments to those reports that we file with or furnish to the U.S. Securities and Exchange Commission, or SEC, in accordance with the Securities Exchange Act of 1934, as amended, or the Exchange Act. These include our annual reports on Form 10-K, our quarterly reports on Form 10-Q, and our current reports on Form 8-K, and amendments to those reports filed or furnished pursuant to Section 13(a) or 15(d) of the Exchange Act. We also make available, free of charge on our website, the reports filed with the SEC by our executive officers, directors and 10% shareholders pursuant to Section 16 under the Exchange Act. We make this information available on or through our website free of charge as soon as reasonably practicable after we electronically file the information with, or furnish it to, the SEC. We use our website as a means of disclosing material non-public information and for complying with our disclosure obligations under Regulation FD.

## Glossary of Scientific Terms

As used in this Annual Report, the scientific terms set forth below shall have the following meanings:

ADCC . . . . .	Means antibody-dependent cellular cytotoxicity, a mechanism of cell-mediated immune defense.
ALK . . . . .	Means anaplastic lymphoma kinase, an enzyme encoded in humans by the ALK gene. ALK mutations are associated with certain lung cancers.
ATM . . . . .	Means ataxia telangiectasia mutated, a serine/threonine protein kinase that plays a critical role in response to DNA damage.
BRAF . . . . .	Means a human gene that makes the B-raf protein involved in sending internal cell signals that direct cell growth. In cells expressing mutant BRAF V600E and in conditions of low RAS-GTP, all RAF isoforms exist predominantly as monomers. However, unlike wild-type RAFs, monomeric BRAF V600E is hyperactive. Under conditions where RAS is activated or other BRAF induced resistance, RAF isoforms form dimers (two copies of RAF proteins bind together).
B-cell . . . . .	Means a type of white blood cell that differs from other lymphocytes like T-cells by the presence of the BCR on the B-cell's outer surface.
BCR . . . . .	Means B-cell receptor, a specialized receptor protein that allows a B-cell to bind to specific antigens.
BID . . . . .	Means <i>bis in die</i> or "twice daily," the frequency that a medical prescription or drug is taken by a patient.
BRCA . . . . .	Means breast cancer susceptibility gene, of which there are two (BRCA1 and BRCA2). BRCA proteins are key components of homologous recombination DNA repair pathway. BRCA deleterious mutations are associated with breast and ovarian cancers.
BTK . . . . .	Means Bruton's tyrosine kinase. BTK is a key component of the BCR signaling pathway and is an important regulator of cell proliferation and cell survival in various lymphomas.
CD20 . . . . .	Means B-lymphocyte antigen CD20, a B-cell specific cell-surface molecule that is encoded by the MS4A1 gene.
CTLA-4 . . . . .	Means cytotoxic T-lymphocyte-associated protein 4, a protein receptor that functions as an immune checkpoint and downregulates the immune system. CTLA-4 is found on the surface of T-cells.
DNA . . . . .	Means deoxyribonucleic acid, a self-replicating molecule that carries genetic information and is present in almost all living organisms.
EGFR . . . . .	Means epidermal growth factor receptor. EGFR is a cell surface protein that binds to epidermal growth factor, and mutations in this gene are associated with lung cancer.
ERK . . . . .	Means extracellular signal-regulated kinase, which is a downstream signaling molecule of the MAPK pathway.



Fc $\gamma$ RI . . . . .	Means Fc gamma receptor I, a receptor that binds the most common class of antibody, Immunoglobulin G, or IgG, including IgG1, IgG3 and IgG4. Fc $\gamma$ RI is expressed in certain human immune cells including monocytes, macrophages and dendritic cells and may function to activate these immune cells. Fc $\gamma$ RI has the highest affinity to IgGs among the members of the Fc gamma receptor family.
GTPase . . . . .	Means a large family of hydrolase enzymes that can bind and hydrolyze guanosine triphosphate.
Hemoglobin . . . . .	Means the protein molecule in red blood cells that carries oxygen from the lungs to the body's tissues and returns carbon dioxide from the tissues back to the lungs.
HER2 . . . . .	Means human epidermal growth factor receptor 2, also known as receptor tyrosine-protein kinase erbB-2. HER2 is a member of the human epidermal growth factor receptor (HER/EGFR/ERBB) family. Amplification or overexpression of this oncogene is associated with certain aggressive types of breast cancer.
HRAS . . . . .	Means GTPase Hras, also known as transforming protein p21, an enzyme that is encoded in humans by the HRAS gene.
Immunoglobulin . . . . .	Means glycoprotein molecules produced by plasma cells (white blood cells), which are also known as antibodies. They act as a critical part of the immune response by specifically recognizing and binding to particular antigens, such as bacteria or viruses, and aiding in their destruction.
IgM . . . . .	Means Immunoglobulin M, a basic antibody that is produced by B-cells found mainly in the blood and lymph fluid.
ITK . . . . .	Means interleukin-2-inducible T-cell kinase, a tyrosine-protein kinase that is encoded in humans by the ITK gene and is highly expressed in T-cells.
JAK3 . . . . .	Means tyrosine-protein Janus kinase 3, a non-receptor tyrosine kinase involved in various processes including cell growth, development, or differentiation.
Kinase . . . . .	Means a type of enzyme that catalyzes the transfer of phosphate groups from high-energy, phosphate-donating molecules to specific substrates. The protein kinases make up the majority of all kinases. Protein kinases act on proteins, phosphorylating them on their serine, threonine, tyrosine, or histidine residues. These kinases play a major role in protein and enzyme regulation as well as signaling in the cell.
KRAS . . . . .	KRAS is known as V-Ki-ras2 Kirsten rat sarcoma viral oncogene homolog. It is an oncogene that is often mutated in a number of cancers. The protein product of the normal KRAS gene performs an essential function in normal tissue signaling, and the mutation of a KRAS gene is an essential step in the development of many cancers.
Lesion . . . . .	Means almost any abnormal change involving any biological structure, tissue or organ due to disease or injury, similar in meaning to the word "damage."

MAPK . . . . .	Means mitogen-activated protein kinase. The MAPK pathway is a chain of proteins in the cell that communicates a signal from a receptor on the cell surface to the DNA in the nucleus of the cell. This pathway includes a small G protein (RAS) and three protein kinases (RAF, MEK, and ERK) and plays an essential role in regulating cell proliferation and survival.
MEK . . . . .	Means mitogen/extracellular signal-regulated kinase, a member of the MAPK signaling cascade that is activated in melanoma.
NRAS . . . . .	Means neuroblastoma RAS viral (V-Ras) oncogene homolog. It is also a member of RAS gene family. Similar to KRAS, it plays a role in many cancers and the mutation of an NRAS gene involves in the formation and growth of many cancers.
PAR . . . . .	Means poly ADP ribose. PAR chains are synthesized by Poly(ADP-ribose) polymerases on various nuclear protein acceptors usually involved in DNA replication, transcription and repair pathways.
PARP . . . . .	Means poly ADP ribose polymerase, a family of proteins involved in numerous cellular processes, mostly involving DNA replication and transcriptional regulation, which plays an essential role in cell survival in response to DNA damage.
PBMC . . . . .	Means a peripheral blood mononuclear cell, any blood cell that has a round, as opposed to a lobed, nucleus ( <i>e.g.</i> , a lymphocyte, monocyte, or macrophage, all types of white blood cells).
PD-1 . . . . .	Means programmed cell death protein 1, an immune checkpoint receptor expressed on T-cells and pro-B-cells that binds two ligands, PD-L1 and PD-L2. PD-1 is a cell surface receptor that plays an important role in down-regulating the immune system by preventing the activation of T-cells.
PD-L1 . . . . .	Means programmed death-ligand 1, a protein in humans encoded by the CD274 gene. PD-L1 binds the PD-1 receptor and sends an inhibitory signal inside the T-cell, stopping it from making more poisonous proteins and killing the cells that send the signal via PD-L1 and in the neighborhood.
PDX . . . . .	Means patient-derived xenograft, created when the cancerous tissue from a human patient's primary tumor is implanted directly into an immunodeficient mouse.
pERK . . . . .	Means phosphorylated extracellular signal-regulated kinase, which is a modified form of the ERK protein (a downstream signaling molecule of the MAPK pathway).
QD . . . . .	Means <i>quaque die</i> or "every day," the frequency that a medical prescription or drug is taken by a patient.
RAF . . . . .	Means Rapidly Accelerated Fibrosarcoma. RAF kinases are a family of three serine/threonine-specific protein kinases that are related to retroviral oncogenes. RAF kinases participate in the RAS-RAF-MEK-ERK MAPK pathway.

RAF dimer . . . . .	Means a protein complex formed by two copies of RAF proteins. This could be a BRAF-BRAF complex, a BRAF-CRAF complex, or a CRAF-CRAF complex.
Signaling cascade . . . . .	Means a signal transduction pathway between cells where each signal transduction occurs with a primary extracellular messenger that binds to a receptor and initiates intracellular signals (i.e. molecule A activates several molecule Bs, which then in turn activate several molecule Cs).
T-cell . . . . .	Means a type of white blood cell that play a large role in immune response and that differs from other white blood cells like B-cells by the presence of the T-cell receptor on the T-cell's outer surface, which is responsible for recognizing antigens bound to major histocompatibility complex molecules.
TEC . . . . .	Means tyrosine-protein kinase Tec, an enzyme in humans encoded by the TEC gene. The Tec kinase is an integral component of T-cell signaling and has a distinct role in T-cell activation.
TIM-3 . . . . .	Means T-cell immunoglobulin and mucin-domain containing-3, a Th1-specific cell surface protein that functions as an immune checkpoint, regulating macrophage activation and enhancing the severity of experimental autoimmune encephalomyelitis in mice.
Xenograft . . . . .	Means the cells, tissues or organs of one species transplanted into another species.

## **Item 1A. Risk Factors**

*The following section includes the most significant factors that may adversely affect our business and operations. You should carefully consider the risks and uncertainties described below and all information contained in this Annual Report, including our financial statements and the related notes and “Part II—Item 7—Management’s Discussion and Analysis of Financial Condition and Results of Operations,” before deciding to invest in the ADSs. The occurrence of any of the events or developments described below could harm our business, financial condition, results of operations and growth prospects. In such an event, the market price of the ADSs could decline and you may lose all or part of your investment. Additional risks and uncertainties not presently known to us or that we currently deem immaterial also may impair our business operations*

### **Risks Related to Our Financial Position and Need for Additional Capital**

*We are a globally focused biopharmaceutical company and have a limited operating history, which may make it difficult to evaluate our current business and predict our future performance.*

We are a globally focused biopharmaceutical company formed in October 2010. Our operations to date have focused on organizing and staffing our company, business planning, raising capital, establishing our intellectual property portfolio and conducting preclinical studies and clinical trials of our current drug candidates, such as BGB-3111, BGB-A317, BGB-290 and BGB-283. We have not yet demonstrated an ability to initiate or successfully complete large-scale, pivotal clinical trials, obtain regulatory approvals, manufacture a commercial scale drug, or arrange for a third party to do so on our behalf, or conduct sales and marketing activities necessary for successful commercialization. We have not yet obtained regulatory approval for, or demonstrated an ability to commercialize, any of our drug candidates. We have no products approved for commercial sale and have not generated any revenue from product sales. Consequently, any predictions you make about our future success or viability may not be as accurate as they could be if we had a longer operating history. In addition, as a new business, we may encounter unforeseen expenses, difficulties, complications, delays and other known and unknown factors.

We are focused on the discovery and development of innovative, molecularly targeted and immuno-oncology drugs for the treatment of cancers. Our limited operating history, particularly in light of the rapidly evolving cancer treatment field, may make it difficult to evaluate our current business and predict our future performance. Our short history makes any assessment of our future success or viability subject to significant uncertainty. We will encounter risks and difficulties frequently experienced by early-stage companies in rapidly evolving fields as we seek to transition to a company capable of supporting commercial activities. If we do not address these risks and difficulties successfully, our business will suffer.

*We have incurred net losses in each period since our inception and anticipate that we will continue to incur net losses for the foreseeable future.*

Investment in pharmaceutical product development is highly speculative because it entails substantial upfront capital expenditures and significant risk that a drug candidate will fail to gain regulatory approval or become commercially viable. We have devoted most of our financial resources to research and development, including our nonclinical development activities and clinical trials. We have not generated any revenue from product sales to date, and we continue to incur significant development and other expenses related to our ongoing operations. As a result, we are not profitable and have incurred losses in each period since our inception in 2010. We reported a net loss of \$119.2 million, \$57.1 million and \$18.5 million, respectively, for the years ended December 31, 2016, 2015 and 2014. As of December 31, 2016, we had a deficit accumulated of \$237.4 million. Substantially

all of our operating losses have resulted from costs incurred in connection with our research and development programs and from general and administrative costs associated with our operations.

We expect to continue to incur losses for the foreseeable future, and we expect these losses to increase as we continue our development of, and seek regulatory approvals for, our drug candidates, and begin to commercialize approved drugs, if any. Typically, it takes many years to develop one new drug from the time it is discovered to when it is available for treating patients. We may encounter unforeseen expenses, difficulties, complications, delays and other unknown factors that may adversely affect our business. The size of our future net losses will depend, in part, on the rate of future growth of our expenses, our ability to generate revenues and the timing and amount of milestones and other required payments to third parties in connection with our potential future arrangements with third parties. If any of our drug candidates fail in clinical trials or do not gain regulatory approval, or if approved, fail to achieve market acceptance, we may never become profitable. Even if we achieve profitability in the future, we may not be able to sustain profitability in subsequent periods. Our prior losses and expected future losses have had, and will continue to have, an adverse effect on our shareholders' equity and working capital.

We expect our research and development expenses to continue to be significant in connection with our continued investment in our cancer biology platform and our ongoing and planned clinical trials for our drug candidates, such as BGB-3111, BGB-A317, BGB-290 and BGB-283. Furthermore, if we obtain regulatory approval for our drug candidates, we expect to incur increased sales and marketing expenses. In addition, we will incur additional costs associated with operating as a public company. As a result, we expect to continue to incur significant and increasing operating losses and negative cash flows for the foreseeable future. These losses have had and will continue to have a material adverse effect on our shareholders' deficit, financial position, cash flows and working capital.

***We currently do not generate revenue from product sales and may never become profitable.***

Our ability to generate revenue and become profitable depends upon our ability to successfully complete the development of, and obtain the necessary regulatory approvals for, our drug candidates, such as BGB-3111, BGB-A317, BGB-290 and BGB-283, as we do not currently have any drugs that are available for commercial sale. We expect to continue to incur substantial and increasing losses through the projected commercialization of our drug candidates. None of our drug candidates have been approved for marketing in the United States, the European Union, the People's Republic of China, or PRC, or any other jurisdiction and may never receive such approval. Our ability to achieve revenue and profitability is dependent on our ability to complete the development of our drug candidates, obtain necessary regulatory approvals, and have our drugs manufactured and successfully marketed.

Even if we receive regulatory approval of our drug candidates for commercial sale, we do not know when they will generate revenue, if at all. Our ability to generate product sales revenue depends on a number of factors, including our ability to continue:

- completing research regarding, and nonclinical and clinical development of, our drug candidates;
- obtaining regulatory approvals and marketing authorizations for drug candidates for which we complete clinical trials;
- obtaining adequate reimbursement from third-party payors, including government payors;
- developing a sustainable and scalable manufacturing process for our drug candidates, including establishing and maintaining commercially viable supply relationships with third parties and establishing our own manufacturing capabilities and infrastructure;
- launching and commercializing drug candidates for which we obtain regulatory approvals and marketing authorizations, either directly or with a collaborator or distributor;

- obtaining market acceptance of our drug candidates as viable treatment options;
- identifying, assessing, acquiring and/or developing new drug candidates;
- addressing any competing technological and market developments;
- negotiating and maintaining favorable terms in any collaboration, licensing or other arrangements into which we may enter, such as our collaboration arrangements with Merck KGaA, Darmstadt Germany;
- maintaining, protecting and expanding our portfolio of intellectual property rights, including patents, trade secrets and know-how; and
- attracting, hiring and retaining qualified personnel.

In addition, because of the numerous risks and uncertainties associated with drug development, we are unable to predict the timing or amount of increased expenses, or when, or if, we will be able to achieve or maintain profitability. In addition, our expenses could increase beyond expectations if we are required by the FDA; the CFDA; the EMA; or other comparable regulatory authorities to perform studies in addition to those that we currently anticipate. Even if our drug candidates are approved for commercial sale, we anticipate incurring significant costs associated with the commercial launch of these drugs.

Our ability to become and remain profitable depends on our ability to generate revenue. Even if we are able to generate revenues from the sale of our potential drugs, we may not become profitable and may need to obtain additional funding to continue operations. If we fail to become profitable or are unable to sustain profitability on a continuing basis, then we may be unable to continue our operations at planned levels and be forced to reduce our operations. Even if we do achieve profitability, we may not be able to sustain or increase profitability on a quarterly or annual basis. Our failure to become and remain profitable would decrease the value of our company and could impair our ability to raise capital, expand our business or continue our operations. Failure to become and remain profitable may adversely affect the market price of the ADSs and our ability to raise capital and continue operations.

***We will need to obtain additional financing to fund our operations, and if we are unable to obtain such financing, we may be unable to complete the development and commercialization of our primary drug candidates.***

We have financed our operations with a combination of equity and debt offerings, contracts, and private and public grants. Through December 31, 2016, we raised approximately \$170 million in private equity financing and \$10 million in non-convertible debt financings. To date, we have received a total of \$37 million in upfront payments and milestone payments through our collaboration arrangements with Merck KGaA, Darmstadt Germany for BGB-283 and BGB-290. On February 8, 2016 and November 23, 2016, we completed our initial public offering and follow-on public offering of the ADSs and received net proceeds of \$166.2 million and \$198.6 million, respectively, after deducting underwriting discount and offering expenses. Our drug candidates will require the completion of regulatory review, significant marketing efforts and substantial investment before they can provide us with any product sales revenue.

Our operations have consumed substantial amounts of cash since inception. Our operating activities used \$89.5 million, \$39.8 million and \$8.7 million of net cash during the years ended December 31, 2016, 2015 and 2014, respectively. We expect to continue to spend substantial amounts on drug discovery advancing the clinical development of our drug candidates, and launching and commercializing any drug candidates for which we receive regulatory approval, including building our own commercial organizations to address certain markets.

We will need to obtain additional financing to fund our future operations, including completing the development and commercialization of our primary drug candidates: BGB-3111, BGB-A317, BGB-290 and BGB-283. We will need to obtain additional financing to conduct additional clinical trials for the approval of our drug candidates if requested by regulatory bodies, and completing the development of any additional drug candidates we might discover. Moreover, our fixed expenses such as rent, interest expense and other contractual commitments are substantial and are expected to increase in the future.

Our forecast of the period of time through which our financial resources will be adequate to support our operations is a forward-looking statement and involves risks and uncertainties, and actual results could vary as a result of a number of factors, including the factors discussed elsewhere in this “Risk Factors” section. We have based this estimate on assumptions that may prove to be wrong, and we could utilize our available capital resources sooner than we currently expect. Our future funding requirements will depend on many factors, including, but not limited to:

- the progress, timing, scope and costs of our clinical trials, including the ability to timely enroll patients in our planned and potential future clinical trials;
- the outcome, timing and cost of regulatory approvals by the FDA, CFDA, EMA and comparable regulatory authorities, including the potential that the FDA, CFDA, EMA or comparable regulatory authorities may require that we perform more studies than those that we currently expect;
- the number and characteristics of drug candidates that we may in-license and develop;
- our ability to successfully commercialize our drug candidates;
- the amount of sales and other revenues from drug candidates that we may commercialize, if any, including the selling prices for such potential products and the availability of adequate third-party reimbursement;
- the amount and timing of the milestone and royalty payments we receive from our collaborators under our licensing arrangements, such as our collaboration with Merck KGaA, Darmstadt Germany;
- the cost of filing, prosecuting, defending and enforcing any patent claims and other intellectual property rights;
- selling and marketing costs associated with our potential products, including the cost and timing of expanding our marketing and sales capabilities;
- the terms and timing of any potential future collaborations, licensing or other arrangements that we may establish;
- cash requirements of any future acquisitions and/or the development of other drug candidates;
- the costs of operating as a public company;
- the cost and timing of completion of commercial-scale outsourced manufacturing activities;
- the time and cost necessary to respond to technological and market developments; and
- the costs of filing, prosecuting, defending and enforcing any patent claims and other intellectual property rights.

Until we can generate a sufficient amount of revenue, we may finance future cash needs through public or private equity offerings, license agreements, debt financings, collaborations, strategic alliances and marketing or distribution arrangements. Additional funds may not be available when we need them on terms that are acceptable to us, or at all. General market conditions or the market price of the ADSs may not support capital raising transactions such as an additional public or private offering of

the ADSs or other securities. In addition, our ability to raise additional capital may be dependent upon the ADSs being quoted on the NASDAQ or upon obtaining shareholder approval. There can be no assurance that we will be able to satisfy the criteria for continued listing on the NASDAQ or that we will be able to obtain shareholder approval if it is necessary. If adequate funds are not available, we may be required to delay or reduce the scope of or eliminate one or more of our research or development programs or our commercialization efforts. We may seek to access the public or private capital markets whenever conditions are favorable, even if we do not have an immediate need for additional capital at that time. In addition, if we raise additional funds through collaborations, strategic alliances or marketing, distribution or licensing arrangements with third parties, we may have to relinquish valuable rights to our technologies, future revenue streams or drug candidates or to grant licenses on terms that may not be favorable to us.

We believe that our existing cash and cash equivalents, will not be sufficient to enable us to complete all necessary global development or commercially launch our current drug candidates. Accordingly, we will require further funding through other public or private offerings, debt financing, collaboration and licensing arrangements or other sources. Adequate additional funding may not be available to us on acceptable terms, or at all. If we are unable to raise capital when needed or on attractive terms, we would be forced to delay, reduce or eliminate our research and development programs or future commercialization efforts. Our inability to obtain additional funding when we need it could seriously harm our business.

***Raising additional capital may cause dilution to our shareholders, restrict our operations or require us to relinquish rights to our technologies or drug candidates.***

We may seek additional funding through a combination of equity offerings, debt financings, collaborations and licensing arrangements. To the extent that we raise additional capital through the sale of equity or convertible debt securities, your ownership interest will be diluted, and the terms may include liquidation or other preferences that adversely affect your rights as a holder of the ADSs or our ordinary shares. The incurrence of additional indebtedness or the issuance of certain equity securities could result in increased fixed payment obligations and could also result in certain additional restrictive covenants, such as limitations on our ability to incur additional debt or issue additional equity, limitations on our ability to acquire or license intellectual property rights and other operating restrictions that could adversely impact our ability to conduct our business. In addition, issuance of additional equity securities, or the possibility of such issuance, may cause the market price of the ADSs to decline. In the event that we enter into collaborations or licensing arrangements in order to raise capital, we may be required to accept unfavorable terms, including relinquishing or licensing to a third party on unfavorable terms our rights to technologies or drug candidates that we otherwise would seek to develop or commercialize ourselves or potentially reserve for future potential arrangements when we might be able to achieve more favorable terms.

***Fluctuations in exchange rates could result in foreign currency exchange losses and could materially reduce the value of your investment.***

We incur portions of our expenses, and may in the future derive revenues, in currencies other than the U.S. dollar, in particular, the RMB and Australian dollars. As a result, we are exposed to foreign currency exchange risk as our results of operations and cash flows are subject to fluctuations in foreign currency exchange rates. For example, a significant portion of our clinical trial activities are conducted outside of the United States, and associated costs may be incurred in the local currency of the country in which the trial is being conducted, which costs could be subject to fluctuations in currency exchange rates. We currently do not engage in hedging transactions to protect against uncertainty in future exchange rates between particular foreign currencies and the U.S. dollar. A decline in the value of the U.S. dollar against currencies in countries in which we conduct clinical trials could have a negative



impact on our research and development costs. We cannot predict the impact of foreign currency fluctuations, and foreign currency fluctuations in the future may adversely affect our financial condition, results of operations and cash flows.

The value of the RMB against the U.S. dollar and other currencies may fluctuate and is affected by, among other things, changes in political and economic conditions and the foreign exchange policy adopted by the PRC, Australia and other non-U.S. governments. Specifically in the PRC, on July 21, 2005, the PRC government changed its policy of pegging the value of the RMB to the U.S. dollar. Following the removal of the U.S. dollar peg, the RMB appreciated more than 20% against the U.S. dollar over the following three years. Between July 2008 and June 2010, this appreciation halted and the exchange rate between the RMB and the U.S. dollar remained within a narrow band. Since June 2010, the PRC government has allowed the RMB to appreciate slowly against the U.S. dollar again, and it has appreciated more than 10% since June 2010. In April 2012, the PRC government announced that it would allow more RMB exchange rate fluctuation. On August 11, 2015, China's central bank executed a 2% devaluation in the RMB. Over the following two days, Chinese currency fell 3.5% against the dollar. However, it remains unclear what further fluctuations may occur or what impact this will have on the currency.

It is difficult to predict how market forces or PRC, Australian, U.S. or other government policies may impact the exchange rate between the Australian dollar, RMB, U.S. dollar and other currencies in the future. There remains significant international pressure on the PRC government to adopt a more flexible currency policy, which could result in greater fluctuation of the RMB against the U.S. dollar. Substantially all of our revenues are denominated in U.S. dollars and our costs are denominated in U.S. dollars, Australian dollars and RMB, and a large portion of our financial assets and a significant portion of our debt is denominated in U.S. dollars. Any significant revaluation of the RMB may materially reduce any dividends payable on the ADSs in U.S. dollars. To the extent that we need to convert U.S. dollars we received from our initial public offering and follow-on public offering into RMB for our operations, appreciation of the RMB against the U.S. dollar would have an adverse effect on the RMB amount we would receive. Conversely, if we decide to convert our RMB into U.S. dollars for the purpose of making payments for dividends on our ordinary shares or ADSs or for other business purposes, appreciation of the U.S. dollar against the RMB would have a negative effect on the U.S. dollar amount we would receive.

***Our investments are subject to risks that could result in losses.***

We had cash and cash equivalents of \$87.5 million, \$17.9 million and \$13.9 million and short-term investments of \$280.7 million, \$82.6 million and \$30.5 million at December 31, 2016, 2015 and 2014, respectively. At December 31, 2016, our short-term investments mainly consisted of U.S. Treasury securities. On February 8, 2016 and November 23, 2016, we completed our initial public offering and follow-on public offering of the ADSs and received net proceeds of \$166.2 million and \$198.6 million, respectively, after deducting underwriting discount and offering expenses. We may invest our cash in a variety of financial instruments, principally securities issued by the U.S. government and its agencies, investment grade corporate bonds, including commercial paper and money market instruments, which may not yield a favorable return to our shareholders. All of these investments are subject to credit, liquidity, market and interest rate risk. Such risks, including the failure or severe financial distress of the financial institutions that hold our cash, cash equivalents and investments, may result in a loss of liquidity, impairment to our investments, realization of substantial future losses, or a complete loss of the investments in the long-term, which may have a material adverse effect on our business, results of operations, liquidity and financial condition. Our primary exposure to market risk relates to fluctuations in the interest rates of the PRC and the United States. In order to manage the risk to our investments, we maintain an investment policy that, among other things, limits the amount that we may invest in any one issue or any single issuer and requires us to only invest in high credit quality securities. While we

believe our cash and cash equivalents do not contain excessive risk, we cannot provide absolute assurance that in the future investments will not be subject to adverse changes in market value.

### **Risks Related to Clinical Development of Our Drug Candidates**

***We depend substantially on the success of our drug candidates, particularly BGB-3111, BGB-A317, BGB-290 and BGB-283, which are in clinical development. Clinical trials of our drug candidates may not be successful. If we are unable to commercialize our drug candidates, or experience significant delays in doing so, our business will be materially harmed.***

Our business and the ability to generate revenue related to product sales, if ever, will depend on the successful development, regulatory approval and commercialization of our drug candidates for the treatment of patients with cancer, particularly BGB-3111, BGB-A317, BGB-290 and BGB-283, which are still in development, and other drugs we may develop. We have invested a significant portion of our efforts and financial resources in the development of our existing drug candidates. The success of our drug candidates, including BGB-3111, BGB-A317, BGB-290 and BGB-283, will depend on several factors, including:

- successful enrollment in, and completion of, preclinical studies and clinical trials;
- receipt of regulatory approvals from the FDA, CFDA, EMA and other comparable regulatory authorities for our drug candidates, including our companion diagnostics;
- establishing commercial manufacturing capabilities, either by building facilities ourselves or making arrangements with third-party manufacturers;
- relying on third parties to conduct our clinical trials safely and efficiently;
- obtaining and maintaining patent, trade secret and other intellectual property protection and regulatory exclusivity;
- protecting our rights in our intellectual property;
- ensuring we do not infringe, misappropriate or otherwise violate the patent, trade secret or other intellectual property rights of third parties;
- launching commercial sales of our drug candidates, if and when approved;
- obtaining reimbursement from third-party payors for drug candidates, if and when approved;
- competition with other drug candidates and drugs;
- continued acceptable safety profile for our drug candidates following regulatory approval, if and when received; and
- obtaining sufficient supplies of any competitor drug products that may be necessary for use in clinical trials for evaluation of our drug candidates.

If we do not achieve one or more of these factors in a timely manner or at all, we could experience significant delays in our ability to obtain approval for and/or to successfully commercialize our drug candidates, which would materially harm our business and we may not be able to generate sufficient revenues and cash flows to continue our operations.

***We may not be successful in our efforts to identify or discover additional drug candidates. Due to our limited resources and access to capital, we must and have in the past decided to prioritize development of certain drug candidates; these decisions may prove to have been wrong and may adversely affect our business.***

Although we intend to explore other therapeutic opportunities with our cancer biology platform in addition to the drug candidates that we are currently developing, we may fail to identify other drug

candidates for clinical development for a number of reasons. For example, our research methodology may be unsuccessful in identifying potential drug candidates or those we identify may be shown to have harmful side effects or other characteristics that make them unmarketable or unlikely to receive regulatory approval. Specifically, we have focused on developing our cancer biology platform, which enables us to test a large panel of tumor models for sensitivity to the drug candidates we generated, identify targets to pursue, identify drug-resistance mechanisms, explore combination strategies and regimens, and improve our understanding of the contributions of tumor micro, or macro-environment in cancer treatments. If our cancer biology platform fails to identify potential drug candidates, our business could be materially harmed.

Research programs to pursue the development of our drug candidates for additional indications and to identify new drug candidates and disease targets require substantial technical, financial and human resources whether or not we ultimately are successful. Our research programs may initially show promise in identifying potential indications and/or drug candidates, yet fail to yield results for clinical development for a number of reasons, including:

- the research methodology used may not be successful in identifying potential indications and/or drug candidates;
- potential drug candidates may, after further study, be shown to have harmful adverse effects or other characteristics that indicate they are unlikely to be effective drugs; or
- it may take greater human and financial resources to identify additional therapeutic opportunities for our drug candidates or to develop suitable potential drug candidates through internal research programs than we will possess, thereby limiting our ability to diversify and expand our drug portfolio.

Because we have limited financial and managerial resources, we focus on research programs and drug candidates for specific indications. As a result, we may forego or delay pursuit of opportunities with other drug candidates or for other indications that later prove to have greater commercial potential or a greater likelihood of success. Our resource allocation decisions may cause us to fail to capitalize on viable commercial products or profitable market opportunities.

Accordingly, there can be no assurance that we will ever be able to identify additional therapeutic opportunities for our drug candidates or to develop suitable potential drug candidates through internal research programs, which could materially adversely affect our future growth and prospects. We may focus our efforts and resources on potential drug candidates or other potential programs that ultimately prove to be unsuccessful.

***If we encounter difficulties enrolling patients in our clinical trials, our clinical development activities could be delayed or otherwise adversely affected.***

The timely completion of clinical trials in accordance with their protocols depends, among other things, on our ability to enroll a sufficient number of patients who remain in the trial until its conclusion. We may experience difficulties in patient enrollment in our clinical trials for a variety of reasons, including:

- the size and nature of the patient population;
- the patient eligibility criteria defined in the protocol;
- the size of the study population required for analysis of the trial's primary endpoints;
- the proximity of patients to trial sites;
- the design of the trial;

- our ability to recruit clinical trial investigators with the appropriate competencies and experience;
- competing clinical trials for similar therapies or other new therapeutics;
- clinicians' and patients' perceptions as to the potential advantages and side effects of the drug candidate being studied in relation to other available therapies, including any new drugs or treatments that may be approved for the indications we are investigating;
- our ability to obtain and maintain patient consents;
- the risk that patients enrolled in clinical trials will not complete a clinical trial; and
- the availability of approved therapies that are similar in mechanism to our drug candidates.

In addition, our clinical trials will compete with other clinical trials for drug candidates that are in the same therapeutic areas as our drug candidates, such as BGB-3111, BGB-A317, BGB-290 and BGB-283, and this competition will reduce the number and types of patients available to us, because some patients who might have opted to enroll in our trials may instead opt to enroll in a trial being conducted by one of our competitors. Because the number of qualified clinical investigators is limited, we expect to conduct some of our clinical trials at the same clinical trial sites that some of our competitors use, which will reduce the number of patients who are available for our clinical trials at such clinical trial sites.

Even if we are able to enroll a sufficient number of patients in our clinical trials, delays in patient enrollment may result in increased costs or may affect the timing or outcome of the planned clinical trials, which could prevent completion of these trials and adversely affect our ability to advance the development of our drug candidates.

***Some of our drug candidates represent a novel approach to cancer treatment that could result in delays in clinical development, heightened regulatory scrutiny, or delays in our ability to achieve regulatory approval or commercialization of our drug candidates.***

Some of our drug candidates represent a departure from more commonly used methods for cancer treatment, and therefore represent a novel approach that carries inherent development risks. The need to further develop or modify in any way the protocols related to our drug candidates to demonstrate safety or efficacy may delay the clinical program, regulatory approval or commercialization, if approved. In addition, potential patients and their doctors may be inclined to use conventional standard-of-care treatments rather than enroll patients in any future clinical trial. This may have a material impact on our ability to generate revenues from our drug candidates. Further, given the novelty of our drug candidates, the end users and medical personnel may require a substantial amount of education and training.

***Clinical drug development involves a lengthy and expensive process with an uncertain outcome, and results of earlier studies and trials may not be predictive of future trial results.***

Clinical testing is expensive and can take many years to complete, and its outcome is inherently uncertain. Failure can occur at any time during the clinical trial process. The results of preclinical studies and early clinical trials of our drug candidates may not be predictive of the results of later-stage clinical trials. Drug candidates in later stages of clinical trials may fail to show the desired safety and efficacy traits despite having progressed through preclinical studies and initial clinical trials. In some instances, there can be significant variability in safety and/or efficacy results between different trials of the same drug candidate due to numerous factors, including changes in trial procedures set forth in protocols, differences in the size and type of the patient populations, including genetic differences, patient adherence to the dosing regimen and other trial protocols and the rate of dropout among

clinical trial participants. In the case of any trials we conduct, results may differ from earlier trials due to the larger number of clinical trial sites and additional countries and languages involved in such trials. A number of companies in the pharmaceutical and biotechnology industries have suffered significant setbacks in advanced clinical trials due to lack of efficacy or adverse safety profiles, notwithstanding promising results in earlier trials. Our future clinical trial results may not be favorable.

***If clinical trials of our drug candidates fail to demonstrate safety and efficacy to the satisfaction of the FDA, CFDA, EMA or other comparable regulatory authorities or do not otherwise produce positive results, we may incur additional costs or experience delays in completing, or ultimately be unable to complete, the development and commercialization of our drug candidates.***

Before obtaining regulatory approval for the sale of our drug candidates, such as BGB-3111, BGB-A317, BGB-290 and BGB-283, we must conduct extensive clinical trials to demonstrate the safety and efficacy of our drug candidates in humans. Clinical testing is expensive, difficult to design and implement, can take many years to complete and is uncertain as to outcome. A failure of one or more of our clinical trials can occur at any stage of testing. The outcome of preclinical testing and early clinical trials may not be predictive of the success of later clinical trials, and successful interim results of a clinical trial do not necessarily predict successful final results.

We may experience numerous unexpected events during, or as a result of, clinical trials that could delay or prevent our ability to receive regulatory approval or commercialize our drug candidates, including:

- regulators, IRBs, or ethics committees may not authorize us or our investigators to commence a clinical trial or conduct a clinical trial at a prospective trial site;
- clinical trials of our drug candidates may produce negative or inconclusive results, and we may decide, or regulators may require us, to conduct additional clinical trials or abandon drug development programs;
- the number of patients required for clinical trials of our drug candidates may be larger than we anticipate, enrollment may be insufficient or slower than we anticipate or patients may drop out at a higher rate than we anticipate;
- our third-party contractors may fail to comply with regulatory requirements or meet their contractual obligations to us in a timely manner, or at all;
- we might have to suspend or terminate clinical trials of our drug candidates for various reasons, including a finding of a lack of clinical response or a finding that participants are being exposed to unacceptable health risks;
- regulators, IRBs or ethics committees may require that we or our investigators suspend or terminate clinical research for various reasons, including noncompliance with regulatory requirements;
- the cost of clinical trials of our drug candidates may be greater than we anticipate;
- the supply or quality of our drug candidates, companion diagnostics or other materials necessary to conduct clinical trials of our drug candidates may be insufficient or inadequate; and
- our drug candidates may cause AEs, have undesirable side effects or other unexpected characteristics, causing us or our investigators to suspend or terminate the trials.

If we are required to conduct additional clinical trials or other testing of our drug candidates beyond those that we currently contemplate, if we are unable to successfully complete clinical trials of our drug candidates or other testing, if the results of these trials or tests are not positive or are only modestly positive or if they raise safety concerns, we may:

- be delayed in obtaining regulatory approval for our drug candidates;
- not obtain regulatory approval at all;
- obtain approval for indications that are not as broad as intended;
- have the drug removed from the market after obtaining regulatory approval;
- be subject to additional post-marketing testing requirements;
- be subject to restrictions on how the drug is distributed or used; or
- be unable to obtain reimbursement for use of the drug.

Delays in testing or approvals may result in increases in our drug development costs. We do not know whether any clinical trials will begin as planned, will need to be restructured or will be completed on schedule, or at all.

Significant clinical trial delays also could shorten any periods during which we have the exclusive right to commercialize our drug candidates or allow our competitors to bring drugs to market before we do and impair our ability to commercialize our drug candidates and may harm our business and results of operations.

#### **Risks Related to Obtaining Regulatory Approval for Our Drug Candidates**

*The regulatory approval processes of the FDA, CFDA, EMA and other comparable regulatory authorities are lengthy, time consuming and inherently unpredictable, and if we are ultimately unable to obtain regulatory approval for our drug candidates, our business will be substantially harmed.*

The time required to obtain approval by the FDA, CFDA, EMA and other comparable regulatory authorities is unpredictable but typically takes many years following the commencement of preclinical studies and clinical trials and depends upon numerous factors, including the substantial discretion of the regulatory authorities. In addition, approval policies, regulations or the type and amount of clinical data necessary to gain approval may change during the course of a drug candidate's clinical development and may vary among jurisdictions. We have not obtained regulatory approval for any drug candidate, and it is possible that none of our existing drug candidates or any drug candidates we may discover, in-license or acquire and seek to develop in the future will ever obtain regulatory approval.

Our drug candidates could fail to receive regulatory approval from the FDA, CFDA, EMA or a comparable regulatory authority for many reasons, including:

- disagreement with the design or implementation of our clinical trials;
- failure to demonstrate that a drug candidate is safe and effective or that a biologic drug candidate is safe, pure, and potent for its proposed indication;
- failure of clinical trial results to meet the level of statistical significance required for approval;
- failure to demonstrate that a drug candidate's clinical and other benefits outweigh its safety risks;
- disagreement with our interpretation of data from preclinical studies or clinical trials;
- the insufficiency of data collected from clinical trials of our drug candidates to support the submission and filing of a NDA; or BLA; or other submission or to obtain regulatory approval;

- the FDA, CFDA, EMA or comparable regulatory authority's finding of deficiencies related to the manufacturing processes or facilities of third-party manufacturers with whom we contract for clinical and commercial supplies; and
- changes in approval policies or regulations that render our preclinical and clinical data insufficient for approval.

The FDA, CFDA, EMA or a comparable regulatory authority may require more information, including additional preclinical or clinical data, to support approval, which may delay or prevent approval and our commercialization plans, or we may decide to abandon the development program. If we were to obtain approval, regulatory authorities may approve any of our drug candidates for fewer or more limited indications than we request, may grant approval contingent on the performance of costly post-marketing clinical trials, or may approve a drug candidate with a label that is not desirable for the successful commercialization of that drug candidate. In addition, if our drug candidate produces undesirable side effects or safety issues, the FDA may require the establishment of a Risk Evaluation Mitigation Strategy, or REMS, or the CFDA, EMA or a comparable regulatory authority may require the establishment of a similar strategy, that may, for instance, restrict distribution of our drugs and impose burdensome implementation requirements on us. Any of the foregoing scenarios could materially harm the commercial prospects of our drug candidates.

***Regulatory approval may be substantially delayed or may not be obtained for one or all of our drug candidates if regulatory authorities require additional time or studies to assess the safety and efficacy of our drug candidates.***

We may be unable to initiate or complete development of our drug candidates, such as BGB-3111, BGB-A317, BGB-290 and BGB-283, on schedule, if at all. The timing for the completion of the studies for our drug candidates will require funding beyond the proceeds of our initial public offering and follow-on public offering. In addition, if regulatory authorities require additional time or studies to assess the safety or efficacy of our drug candidates, we may not have or be able to obtain adequate funding to complete the necessary steps for approval for any or all of our drug candidates. Preclinical studies and clinical trials required to demonstrate the safety and efficacy of our drug candidates are time consuming and expensive and together take several years or more to complete. Delays in clinical trials, regulatory approvals or rejections of applications for regulatory approval in the United States, Australia, New Zealand, the PRC, Europe or other markets may result from many factors, including:

- our inability to obtain sufficient funds required for a clinical trial;
- regulatory requests for additional analyses, reports, data, nonclinical and preclinical studies and clinical trials;
- regulatory questions regarding interpretations of data and results and the emergence of new information regarding our drug candidates or other products;
- clinical holds, other regulatory objections to commencing or continuing a clinical trial or the inability to obtain regulatory approval to commence a clinical trial in countries that require such approvals;
- failure to reach agreement with the FDA, CFDA, EMA or other regulators regarding the scope or design of our clinical trials;
- delay or failure in obtaining authorization to commence a trial or inability to comply with conditions imposed by a regulatory authority regarding the scope or design of a clinical trial;
- our inability to enroll a sufficient number of patients who meet the inclusion and exclusion criteria in a clinical trial;

- our inability to conduct a clinical trial in accordance with regulatory requirements or our clinical trial protocols;
- clinical sites and investigators deviating from a trial protocol, failing to conduct the trial in accordance with regulatory requirements, or dropping out of a trial;
- withdrawal of clinical trial sites from our clinical trials as a result of changing standards of care or the ineligibility of a site to participate in our clinical trials;
- inability to identify and maintain a sufficient number of trial sites, many of which may already be engaged in other clinical trial programs, including some that may be for the same indication;
- failure of our third-party clinical research organizations to satisfy their contractual duties or meet expected deadlines;
- delay or failure in adding new clinical trial sites;
- ambiguous or negative interim results, or results that are inconsistent with earlier results;
- unfavorable or inconclusive results of clinical trials and supportive nonclinical studies, including unfavorable results regarding effectiveness of drug candidates during clinical trials;
- feedback from the FDA, CFDA, EMA, an IRB, data safety monitoring boards, or comparable entities, or results from earlier stage or concurrent preclinical studies and clinical trials, that might require modification to the protocol;
- unacceptable risk-benefit profile or unforeseen safety issues or adverse side effects;
- decision by the FDA, CFDA, EMA, an IRB, comparable entities, or us, or recommendation by a data safety monitoring board or comparable regulatory entity, to suspend or terminate clinical trials at any time for safety issues or for any other reason;
- failure to demonstrate a benefit from using a drug or biologic;
- lack of adequate funding to continue the clinical trial due to unforeseen costs or other business decisions;
- our inability to reach agreements on acceptable terms with prospective contract research organizations, or CROs, and trial sites, the terms of which can be subject to extensive negotiation and may vary significantly among different CROs and trial sites;
- our inability to obtain approval from IRBs or ethics committees to conduct clinical trials at their respective sites;
- manufacturing issues, including problems with manufacturing or timely obtaining from third parties sufficient quantities of a drug candidate for use in a clinical trial; and
- difficulty in maintaining contact with patients after treatment, resulting in incomplete data.

Changes in regulatory requirements and guidance may also occur, and we may need to amend clinical trial protocols submitted to applicable regulatory authorities to reflect these changes. Amendments may require us to resubmit clinical trial protocols to IRBs or ethics committees for re-examination, which may impact the costs, timing or successful completion of a clinical trial.

If we experience delays in the completion of, or the termination of, a clinical trial, of any of our drug candidates, the commercial prospects of our drug candidates will be harmed, and our ability to generate product sales revenues from any of those drug candidates will be delayed. In addition, any delays in completing our clinical trials will increase our costs, slow down our drug candidate development and approval process, and jeopardize our ability to commence product sales and generate revenues. Any of these occurrences may harm our business, financial condition and prospects



significantly. In addition, many of the factors that cause, or lead to, a delay in the commencement or completion of clinical trials may also ultimately lead to the denial of regulatory approval of our drug candidates.

If we are required to conduct additional clinical trials or other studies with respect to any of our drug candidates beyond those that we initially contemplated, if we are unable to successfully complete our clinical trials or other studies or if the results of these studies are not positive or are only modestly positive, we may be delayed in obtaining regulatory approval for that drug candidate, we may not be able to obtain regulatory approval at all or we may obtain approval for indications that are not as broad as intended. Our drug development costs will also increase if we experience delays in testing or approvals, and we may not have sufficient funding to complete the testing and approval process. Significant clinical trial delays could allow our competitors to bring drugs to market before we do and impair our ability to commercialize our drugs, if and when approved. If any of this occurs, our business will be materially harmed.

***Failure to successfully validate, develop and obtain regulatory approval for companion diagnostics could harm our drug development strategy.***

As one of the key elements of our clinical development strategy, we seek to identify patient subsets within a disease category who may derive selective and meaningful benefit from the drug candidates we are developing. In collaboration with partners, we plan to develop companion diagnostics to help us to more accurately identify patients within a particular subset, both during our clinical trials and in connection with the commercialization of our drug candidates. Companion diagnostics are subject to regulation by the FDA, CFDA, EMA and other comparable regulatory authorities and require separate regulatory approval or clearance prior to commercialization. We do not develop companion diagnostics internally, and thus we are dependent on the sustained cooperation and effort of our third-party collaborators in developing and obtaining approval or clearance for these companion diagnostics. We and our collaborators may encounter difficulties in developing and obtaining approval or clearance of the companion diagnostics, including issues relating to selectivity/specificity, analytical validation, reproducibility or clinical validation. Any delay or failure by our collaborators to develop or obtain regulatory approval or clearance of the companion diagnostics could delay or prevent approval of our drug candidates. In addition, our collaborators may encounter production difficulties that could constrain the supply of the companion diagnostics, and both they and we may have difficulties gaining acceptance of the use of the companion diagnostics in the clinical community. A failure of such companion diagnostics to gain market acceptance would have an adverse effect on our ability to derive revenues from sales of our drugs. In addition, the diagnostic company with whom we contract may decide to discontinue selling or manufacturing the diagnostic we anticipate using in connection with development and commercialization of our drug candidates or our relationship with such diagnostic company may otherwise terminate. We may not be able to enter into arrangements with another diagnostic company to obtain supplies of an alternative diagnostic test for use in connection with the development and commercialization of our drug candidates or do so on commercially reasonable terms, which could adversely affect and/or delay the development or commercialization of our drug candidates.

***Our drug candidates may cause undesirable adverse events or have other properties that could delay or prevent their regulatory approval, limit the commercial profile of an approved label, or result in significant negative consequences following any regulatory approval.***

Undesirable AEs caused by our drug candidates could cause us or regulatory authorities to interrupt, delay or halt clinical trials and could result in a more restrictive label or the delay or denial of regulatory approval by the FDA, CFDA, EMA or other comparable regulatory authority. Results of our trials could reveal a high and unacceptable severity or prevalence of AEs. In such an event, our

trials could be suspended or terminated and the FDA, CFDA, EMA or other comparable regulatory authorities could order us to cease further development of, or deny approval of, our drug candidates for any or all targeted indications. Undesirable AEs caused by BGB-3111 may include, but are not limited to, neutropenia, petechiae (spots that appear on the skin as a result of bleeding), purpura (subcutaneous bleeding), bruising, rash, peripheral neuropathy, and fatigue. Undesirable AEs caused by BGB-290 may include, but are not limited to, nausea, vomiting, diarrhea, lethargy, neutropenia, anemia, thrombocytopenia, hypophosphataemia, and hot flush. Undesirable AEs caused by BGB-283 may include, but are not limited to, thrombocytopenia, fatigue, rash, hand-foot syndrome, hypertension, and anorexia. Drug-related AEs could affect patient recruitment or the ability of enrolled subjects to complete the trial, and could result in potential product liability claims. Any of these occurrences may harm our reputation, business, financial condition and prospects significantly.

Additionally if one or more of our drug candidates receives regulatory approval, and we or others later identify undesirable side effects caused by such drugs, a number of potentially significant negative consequences could result, including:

- we may suspend marketing of the drug;
- regulatory authorities may withdraw approvals or revoke licenses of the drug;
- regulatory authorities may require additional warnings on the label;
- we may be required to develop a REMS for the drug or, if a REMS is already in place, to incorporate additional requirements under the REMS, or to develop a similar strategy as required by a comparable regulatory authority;
- we may be required to conduct post-market studies;
- we could be sued and held liable for harm caused to subjects or patients; and
- our reputation may suffer.

Any of these events could prevent us from achieving or maintaining market acceptance of the particular drug candidate, if approved, and could significantly harm our business, results of operations and prospects.

Further, combination therapy, such as using our wholly-owned drug candidates as well as third-party agents, involves unique AEs that could be exacerbated compared to AEs from monotherapies. These types of AEs could be caused by our drug candidates and could also cause us or regulatory authorities to interrupt, delay or halt clinical trials and could result in a more restrictive label or the delay or denial of regulatory approval by the FDA, CFDA, EMA or other comparable regulatory authority. Results of our trials could reveal a high and unacceptable severity or prevalence of AEs.

***A Fast Track Designation by the FDA, even if granted for any of our drug candidates, may not lead to a faster development or regulatory review or approval process, and does not increase the likelihood that our drug candidates will receive regulatory approval.***

We do not currently have Fast Track Designation for any of our drug candidates but may seek such designation in the future. If a drug is intended for the treatment of a serious or life-threatening condition and the drug demonstrates the potential to address unmet medical needs for that condition, the drug sponsor may apply for FDA Fast Track Designation. The FDA has broad discretion whether or not to grant this designation. Even if we believe a particular drug candidate is eligible for this designation, we cannot assure you that the FDA would decide to grant it. Even if we do receive Fast Track Designation, we may not experience a faster development process, review or approval compared to conventional FDA procedures. The FDA may withdraw a Fast Track Designation if it believes that

the designation is no longer supported by data from our clinical development program. Many drugs that have received Fast Track Designation have failed to obtain approval from the FDA.

***A Breakthrough Therapy Designation by the FDA, even if granted for any of our drug candidates, may not lead to a faster development or regulatory review or approval process, and does not increase the likelihood that our drug candidates will receive regulatory approval.***

We do not currently have Breakthrough Therapy Designation for any of our drug candidates but may seek it in the future. A Breakthrough Therapy is defined as a drug that is intended, alone or in combination with one or more other drugs, to treat a serious or life-threatening disease or condition, and preliminary clinical evidence indicates that the drug may demonstrate substantial improvement over existing therapies on one or more clinically significant endpoints, such as substantial treatment effects observed early in clinical development. For drugs that have been designated as Breakthrough Therapies, interaction and communication between the FDA and the sponsor can help to identify the most efficient path for development.

Designation as a Breakthrough Therapy is within the discretion of the FDA. Accordingly, even if we believe, after completing early clinical trials, that one of our drug candidates meets the criteria for designation as a Breakthrough Therapy, the FDA may disagree and instead decide not to grant that designation. In any event, the receipt of a Breakthrough Therapy designation for a drug candidate may not result in a faster development process, review or approval compared to drugs considered for approval under conventional FDA procedures and does not assure ultimate approval by the FDA. In addition, even if one or more of our drug candidates qualify as Breakthrough Therapies, the FDA may later decide that such drug candidates no longer meet the conditions for qualification.

***We may seek orphan drug exclusivity for some of our drug candidates, and we may be unsuccessful.***

Regulatory authorities in some jurisdictions, including the United States and Europe, may designate drugs for relatively small patient populations as orphan drugs. Under the Orphan Drug Act, the FDA may designate a drug as an orphan drug if it is a drug intended to treat a rare disease or condition, which is generally defined as a disease with a patient population of fewer than 200,000 individuals in the United States, or that affects more than 200,000 individuals in the United States and for which there is no reasonable expectation that costs of research and development of the product for the indication can be recovered by sales of the product in the United States. BGB-3111 received orphan drug designation from the FDA for CLL, MCL and WM in 2016.

Generally, if a drug with an orphan drug designation subsequently receives the first regulatory approval for the indication for which it has such designation, the drug is entitled to a period of marketing exclusivity, which precludes the FDA or EMA, from approving another marketing application for the same drug for the same indication during the period of exclusivity. The applicable period is seven years in the United States and 10 years in Europe. The European exclusivity period can be reduced to six years if a drug no longer meets the criteria for orphan drug designation or if the drug is sufficiently profitable so that market exclusivity is no longer justified. Orphan drug exclusivity may be lost if the FDA or the EMA determines that the request for designation was materially defective or if the manufacturer is unable to assure sufficient quantity of the drug to meet the needs of patients with the rare disease or condition.

Even if we obtain orphan drug exclusivity for a drug candidate, that exclusivity may not effectively protect the drug candidate from competition because different drugs can be approved for the same condition and the same drugs can be approved for a different condition but used off-label for any orphan indication we may obtain. Even after an orphan drug is approved, the FDA can subsequently approve a drug that is otherwise the same drug for the same condition if the FDA concludes that the

later drug is clinically superior in that it is shown to be safer, more effective or makes a major contribution to patient care.

*Even if we receive regulatory approval for our drug candidates, we will be subject to ongoing regulatory obligations and continued regulatory review, which may result in significant additional expense and we may be subject to penalties if we fail to comply with regulatory requirements or experience unanticipated problems with our drug candidates.*

If our drug candidates are approved, they will be subject to ongoing regulatory requirements for manufacturing, labeling, packaging, storage, advertising, promotion, sampling, record-keeping, conduct of post-marketing studies, and submission of safety, efficacy, and other post-market information, including both federal and state requirements in the United States and requirements of comparable regulatory authorities.

Manufacturers and manufacturers' facilities are required to comply with extensive FDA, CFDA, EMA and comparable regulatory authority, requirements, including, in the United States, ensuring that quality control and manufacturing procedures conform to cGMP regulations. As such, we and our contract manufacturers will be subject to continual review and inspections to assess compliance with cGMP and adherence to commitments made in any NDA or BLA, other marketing application, and previous responses to inspection observations. Accordingly, we and others with whom we work must continue to expend time, money and effort in all areas of regulatory compliance, including manufacturing, production and quality control.

Any regulatory approvals that we receive for our drug candidates may be subject to limitations on the approved indicated uses for which the drug may be marketed or to the conditions of approval, or contain requirements for potentially costly post-marketing testing, including Phase 4 clinical trials and surveillance to monitor the safety and efficacy of the drug candidate. The FDA may also require a REMS program as a condition of approval of our drug candidates, which could entail requirements for long-term patient follow-up, a medication guide, physician communication plans or additional elements to ensure safe use, such as restricted distribution methods, patient registries and other risk minimization tools. In addition, if the FDA, CFDA, EMA or a comparable regulatory authority approves our drug candidates, we will have to comply with requirements including, for example, submissions of safety and other post-marketing information and reports, registration, as well as continued compliance with cGMP and GCP, for any clinical trials that we conduct post-approval.

The FDA may seek to impose a consent decree or withdraw marketing approval if compliance with regulatory requirements and standards is not maintained or if problems occur after the drug reaches the market. Later discovery of previously unknown problems with our drug candidates, including AEs of unanticipated severity or frequency, or with our third-party manufacturers or manufacturing processes, or failure to comply with regulatory requirements, may result in revisions to the approved labeling to add new safety information; imposition of post-market studies or clinical studies to assess new safety risks; or imposition of distribution restrictions or other restrictions under a REMS program. Other potential consequences include, among other things:

- restrictions on the marketing or manufacturing of our drugs, withdrawal of the product from the market, or voluntary or mandatory product recalls;
- fines, untitled or warning letters, or holds on clinical trials;
- refusal by the FDA to approve pending applications or supplements to approved applications filed by us or suspension or revocation of license approvals;
- product seizure or detention, or refusal to permit the import or export of our drug candidates; and

- injunctions or the imposition of civil or criminal penalties.

The FDA strictly regulates marketing, labeling, advertising and promotion of products that are placed on the market. Drugs may be promoted only for their approved indications and for use in accordance with the provisions of the approved label. The FDA, CFDA, EMA and other regulatory authorities actively enforce the laws and regulations prohibiting the promotion of off-label uses, and a company that is found to have improperly promoted off-label uses may be subject to significant liability. The policies of the FDA, CFDA, EMA and of other regulatory authorities may change and additional government regulations may be enacted that could prevent, limit or delay regulatory approval of our drug candidates. We cannot predict the likelihood, nature or extent of government regulation that may arise from future legislation or administrative action, either in the United States or abroad. If we are slow or unable to adapt to changes in existing requirements or the adoption of new requirements or policies, or if we are not able to maintain regulatory compliance, we may lose any regulatory approval that we may have obtained and we may not achieve or sustain profitability.

In addition, if we were able to obtain accelerated approval of any of our drug candidates, the FDA would require us to conduct a confirmatory study to verify the predicted clinical benefit and additional safety studies. Other comparable regulatory authorities outside the United States, such as the CFDA or EMA, may have similar requirements. The results from the confirmatory study may not support the clinical benefit, which would result in the approval being withdrawn. While operating under accelerated approval, we will be subject to certain restrictions that we would not be subject to upon receiving regular approval.

#### **Risks Related to Commercialization of Our Drug Candidates**

*If we are not able to obtain, or experience delays in obtaining, required regulatory approvals, we will not be able to commercialize our drug candidates, and our ability to generate revenue will be materially impaired.*

We currently do not have any drug candidates that have gained regulatory approval for sale in the United States, European Union, China or any other country, and we cannot guarantee that we will ever have marketable drugs. Our business is substantially dependent on our ability to complete the development of, obtain regulatory approval for and successfully commercialize drug candidates in a timely manner. We cannot commercialize drug candidates without first obtaining regulatory approval to market each drug from the FDA, CFDA, EMA and comparable regulatory authorities. BGB-3111, BGB-A317, BGB-290 and BGB-283 are each currently undergoing clinical trials. We cannot predict whether these trials and future trials will be successful or whether regulators will agree with our conclusions regarding the preclinical studies and clinical trials we have conducted to date.

Before obtaining regulatory approvals for the commercial sale of any drug candidate for a target indication, we must demonstrate in preclinical studies and well-controlled clinical trials, and, with respect to approval in the United States, to the satisfaction of the FDA, that the drug candidate is safe and effective for use for that target indication and that the manufacturing facilities, processes and controls are adequate. In the United States, we have not submitted an NDA or BLA for any of our drug candidates. An NDA or BLA must include extensive preclinical and clinical data and supporting information to establish, in the case of an NDA, the drug candidate's safety and effectiveness or, in the case of a BLA, safety, purity and potency for each desired indication. The NDA or BLA must also include significant information regarding the chemistry, manufacturing and controls for the drug. Obtaining approval of an NDA or BLA is a lengthy, expensive and uncertain process, and approval may not be obtained. If we submit an NDA or BLA to the FDA, the FDA decides whether to accept or reject the submission for filing. We cannot be certain that any submissions will be accepted for filing and review by the FDA.

Regulatory authorities outside of the United States, such as the EMA or regulatory authorities in Australia and New Zealand and in emerging markets, such as in the PRC, also have requirements for

approval of drugs for commercial sale with which we must comply prior to marketing in those areas. Regulatory requirements can vary widely from country to country and could delay or prevent the introduction of our drug candidates. Clinical trials conducted in one country may not be accepted by regulatory authorities in other countries, and obtaining regulatory approval in one country does not mean that regulatory approval will be obtained in any other country. Approval processes vary among countries and can involve additional product testing and validation and additional administrative review periods. Seeking non-U.S. regulatory approval could require additional nonclinical studies or clinical trials, which could be costly and time consuming. The non-U.S. regulatory approval process may include all of the risks associated with obtaining FDA approval. For all of these reasons, we may not obtain non-U.S. regulatory approvals on a timely basis, if at all.

Specifically, in China, the CFDA categorizes domestically-manufactured innovative drug applications as Category 1 and imported innovative drug applications as Category 5. To date, most of local companies' domestically-manufactured drug applications are filed in Category 1 if the drug has not already been approved by the FDA or EMA. Most multinational pharmaceutical companies' drug registration applications are filed in Category 5 applicable to imported drugs, formerly known as Category 3 prior to the reclassification implemented by the CFDA in 2016. These two categories have distinct approval pathways, as described in "Item 1—Business—Regulatory Framework and Structural Advantages of Being a China-Based Research and Development Organization." We believe the local drug registration pathway, Category 1, is a faster and more efficient path to approval in the Chinese market than Category 5. Companies are required to obtain Clinical Trial Application approval before conducting clinical trials in China. This registration pathway has a fast track review and approval mechanism if the drug candidate is on a national priority list. The imported drug registration pathway, Category 5, is more complex and is evolving. China Category 5 registration applications may only be submitted after a drug has obtained an NDA approval and received the CPP granted by a major drug regulatory authority, such as the FDA or EMA.

Further, in August 2015, the Chinese State Council issued a statement, *Opinions on reforming the review and approval process for pharmaceutical products and medical devices* that contained several potential policy changes that could benefit the pharmaceutical industry:

- A plan to accelerate innovative drug approval with a special review and approval process, with a focus on areas of high unmet medical needs, including drugs for HIV, cancer, serious infectious diseases and orphan diseases, drugs on national priority lists.
- A plan to adopt a policy which would allow companies to act as the marketing authorization holder and to hire contract manufacturing organizations to produce drug products.
- A plan to improve the review and approval of clinical trials, and to allow companies to conduct clinical trials at the same time as they are being conducted in other countries and encourage local clinical trial organizations to participate in international multi-center clinical trials.

In November 2015, the CFDA released the *Circular Concerning Several Policies on Drug Registration Review and Approval*, which further clarified the following policies potentially simplifying and accelerating the approval process of clinical trials:

- A one-time umbrella approval procedure allowing approval of all phases of a new drug's clinical trials at once, rather than the current phase-by-phase approval procedure, will be adopted for new drugs' clinical trial applications.
- A fast track drug registration or clinical trial approval pathway will be available for the following applications: (1) registration of innovative new drugs treating HIV, cancer, serious infectious diseases and orphan diseases; (2) registration of pediatric drugs; (3) registration of geriatric drugs and drugs treating China-prevalent diseases in elders; (4) registration of drugs sponsored by national science and technology grants; (5) registration of innovative drugs using advanced

technology, using innovative treatment methods, or having distinctive clinical benefits; (6) registration of foreign innovative drugs to be manufactured locally in China; and (7) concurrent applications for new drug clinical trials which are already approved in the United States or European Union or concurrent drug registration applications for drugs which have applied for marketing authorization and passed onsite inspections in the United States or European Union and are manufactured using the same production line in China; and (8) clinical trial applications for drugs with urgent clinical need and patent expiry within three years, and marketing authorization applications for drugs with urgent clinical need and patent expiry within one year.

In February 2016, the CFDA released the *Opinions on Priority Review and Approval for Resolving Drug Registration Applications Backlog*, which further clarified the following policies potentially accelerating the approval process of certain clinical trials or drug registrations:

- A fast track drug registration or clinical trial approval pathway will be available for the following drug registration applications with distinctive clinical benefits: (1) registration application of innovative drugs not sold within or outside China; (2) registration application of innovative drugs transferred to be manufactured in China; (3) registration application of drugs using advanced technology, using innovative treatment methods, or having distinctive treatment advantages; (4) clinical trial applications for drugs with patent expiry within three years, and marketing authorization applications for drugs with patent expiry within one year; (5) concurrent applications for new drug clinical trials which are already approved in the United States or European Union, or concurrent drug registration applications for drugs which have applied for marketing authorization and passed onsite inspections in the United States or European Union and are manufactured using the same production line in China; (6) traditional Chinese medicines (including ethnic medicines) with clear clinical position in prevention and treatment of serious diseases; and (7) registration application of new drugs sponsored by national key technology projects or national key development projects.
- A fast track drug registration approval pathway will be available for drug registration applications with distinctive clinical benefits for prevention and treatment of HIV, phthisis, viral hepatitis, orphan diseases, cancer, malignant neoplasms, children's diseases, and geriatrics.
- In March 2016, the CFDA released a circular, CFDA Announcement on Reforms of Pharmaceutical Registration Classification, which outlined the re-classifications of drug applications. Under the new categorization, innovative drugs that have not been marketed either within or outside China remain Category 1, while drugs marketed outside China seeking marketing approval in China are now Category 5.
- However, because these laws and regulations in relation to such above-mentioned fast track clinical trial approval and drug registration pathway were newly issued, uncertainty remains with respect to their implementation. We expect that the CFDA review and approval process will improve over time. However, how and when this approval process will be changed is still subject to further policies to be issued by the CFDA and is currently uncertain.
- The process to develop, obtain regulatory approval for and commercialize drug candidates is long, complex and costly both inside and outside the United States and China, and approval is never guaranteed. Even if our drug candidates were to successfully obtain approval from the regulatory authorities, any approval might significantly limit the approved indications for use, or require that precautions, contraindications or warnings be included on the product labeling, or require expensive and time-consuming post-approval clinical studies or surveillance as conditions of approval. Following any approval for commercial sale of our drug candidates, certain changes to the drug, such as changes in manufacturing processes and additional labeling claims, may be subject to additional review and approval by the FDA, CFDA and EMA and comparable

regulatory authorities. Also, regulatory approval for any of our drug candidates may be withdrawn. If we are unable to obtain regulatory approval for our drug candidates in one or more jurisdictions, or any approval contains significant limitations, our target market will be reduced and our ability to realize the full market potential of our drug candidates will be harmed. Furthermore, we may not be able to obtain sufficient funding or generate sufficient revenue and cash flows to continue the development of any other drug candidate in the future.

***A Category 1 designation by the CFDA may be revoked or may not be granted for any of our drug candidates or may not lead to faster development or regulatory review or approval process and does not increase the likelihood that our drug candidates will receive regulatory approval.***

We believe the local drug registration pathway, Category 1, is a faster and more efficient path to approval in the Chinese market than the drug registration pathway for imported drugs under Category 5. Companies are required to obtain Clinical Trial Application approval before conducting clinical trials in China. This registration pathway has a fast track review and approval mechanism if the drug candidate is on a national priority list. Imported drug candidates under Category 5 cannot qualify for the national priority list to benefit from fast track reviews. Our drug candidates are all new therapeutic agents and we have built both research and development, clinical trial capacities, and commercial manufacturing facilities in China. As a result, we expect all of our current drug candidates to fall within the Category 1 application process, but cannot be sure we will be granted or be able to maintain Category 1 designation.

***Even if any of our drug candidates receives regulatory approval, they may fail to achieve the degree of market acceptance by physicians, patients, third-party payors and others in the medical community necessary for commercial success.***

If any of our drug candidates receives regulatory approval, it may nonetheless fail to gain sufficient market acceptance by physicians, patients, third-party payors and others in the medical community. For example, current cancer treatments like chemotherapy and radiation therapy are well established in the medical community, and doctors may continue to rely on these treatments to the exclusion of our drug candidates, such as BGB-A317, BGB-3111, BGB-290 and BGB-283. In addition, physicians, patients and third-party payors may prefer other novel products to ours. If our drug candidates do not achieve an adequate level of acceptance, we may not generate significant product sales revenues and we may not become profitable. The degree of market acceptance of our drug candidates, if approved for commercial sale, will depend on a number of factors, including:

- the clinical indications for which our drug candidates are approved;
- physicians, hospitals, cancer treatment centers and patients considering our drug candidates as a safe and effective treatment;
- the potential and perceived advantages of our drug candidates over alternative treatments;
- the prevalence and severity of any side effects;
- product labeling or product insert requirements of the FDA, CFDA, EMA or other comparable regulatory authorities;
- limitations or warnings contained in the labeling approved by the FDA, CFDA, EMA or other comparable regulatory authorities;
- the timing of market introduction of our drug candidates as well as competitive drugs;
- the cost of treatment in relation to alternative treatments;



- the amount of upfront costs or training required for physicians to administer our drug candidates;
- the availability of adequate coverage, reimbursement and pricing by third-party payors and government authorities;
- the willingness of patients to pay out-of-pocket in the absence of coverage and reimbursement by third-party payors and government authorities;
- relative convenience and ease of administration, including as compared to alternative treatments and competitive therapies; and
- the effectiveness of our sales and marketing efforts.

If our drug candidates are approved but fail to achieve market acceptance among physicians, patients, hospitals, cancer treatment centers or others in the medical community, we will not be able to generate significant revenue. Even if our drugs achieve market acceptance, we may not be able to maintain that market acceptance over time if new products or technologies are introduced that are more favorably received than our drugs, are more cost effective or render our drugs obsolete.

***We currently have no marketing and sales organization and have no experience in marketing drugs. If we are unable to establish marketing and sales capabilities or enter into agreements with third parties to market and sell our drug candidates, we may not be able to generate product sales revenue.***

We currently have no sales, marketing or commercial product distribution capabilities and have no experience in marketing drugs. We intend to develop an in-house marketing organization and sales force, which will require significant capital expenditures, management resources and time. We will have to compete with other pharmaceutical and biotechnology companies to recruit, hire, train and retain marketing and sales personnel.

If we are unable or decide not to establish internal sales, marketing and commercial distribution capabilities for any or all drugs we develop, we will likely pursue collaborative arrangements regarding the sales and marketing of our drugs. However, there can be no assurance that we will be able to establish or maintain such collaborative arrangements, or if we are able to do so, that they will have effective sales forces. Any revenue we receive will depend upon the efforts of such third parties, which may not be successful. We may have little or no control over the marketing and sales efforts of such third parties, and our revenue from product sales may be lower than if we had commercialized our drug candidates ourselves. We also face competition in our search for third parties to assist us with the sales and marketing efforts of our drug candidates.

There can be no assurance that we will be able to develop in-house sales and commercial distribution capabilities or establish or maintain relationships with third-party collaborators to successfully commercialize any product, and as a result, we may not be able to generate product sales revenue.

***We face substantial competition, which may result in others discovering, developing or commercializing competing drugs before or more successfully than we do.***

The development and commercialization of new drugs is highly competitive. We face competition with respect to our current drug candidates, and will face competition with respect to any drug candidates that we may seek to develop or commercialize in the future, from major pharmaceutical companies, specialty pharmaceutical companies and biotechnology companies worldwide. There are a number of large pharmaceutical and biotechnology companies that currently market and sell drugs or are pursuing the development of drugs for the treatment of cancer for which we are developing our drug candidates. Some of these competitive drugs and therapies are based on scientific approaches that are the same as or similar to our approach, and others are based on entirely different approaches. Potential competitors also include academic institutions, government agencies and other public and private research organizations that conduct research, seek patent protection and establish collaborative arrangements for research, development, manufacturing and commercialization.

Specifically, there are a large number of companies developing or marketing treatments for cancer, including many major pharmaceutical and biotechnology companies. See “Item 1—Business—Competition.”

Our commercial opportunity could be reduced or eliminated if our competitors develop and commercialize drugs that are safer, more effective, have fewer or less severe side effects, are more convenient or are less expensive than any drugs that we may develop. Our competitors also may obtain approval from the FDA, CFDA, EMA or other comparable regulatory authorities for their drugs more rapidly than we may obtain approval for ours, which could result in our competitors establishing a strong market position before we are able to enter the market and or slow our regulatory approval. Furthermore, the regulatory framework in China regarding imported drugs may undergo changes that could erode our competitive advantage with respect to the Chinese domestic regulatory pathway. For example, on March 17, 2017, the CFDA published a draft Decision on Regulation Adjustment on Imported Drugs Registration that if adopted would potentially accelerate the regulatory approval process for imported drugs.

Many of the companies against which we are competing or against which we may compete in the future have significantly greater financial resources and expertise in research and development, manufacturing, preclinical testing, conducting clinical trials, obtaining regulatory approvals and marketing approved drugs than we do. Mergers and acquisitions in the pharmaceutical and biotechnology industries may result in even more resources being concentrated among a smaller number of our competitors. Smaller and other early-stage companies may also prove to be significant competitors, particularly through collaborative arrangements with large and established companies. These third parties compete with us in recruiting and retaining qualified scientific and management personnel, establishing clinical trial sites and patient registration for clinical trials, as well as in acquiring technologies complementary to, or necessary for, our programs.

***Our drug candidates for which we intend to seek approval as biological or drug products may face competition sooner than expected.***

With the enactment of the Biologics Price Competition and Innovation Act of 2009, or BPCIA, as part of the ACA, as amended by the Health Care and Education Reconciliation Act of 2010, or, collectively the ACA, an abbreviated pathway for the approval of biosimilar and interchangeable biological products was created in the United States. The abbreviated regulatory pathway establishes legal authority for the FDA to review and approve biosimilars, including the possible designation of a biosimilar as “interchangeable,” based on their similarity to existing reference product. Under the BPCIA, an application for a biosimilar product cannot be approved by the FDA until 12 years after the reference product was approved under a BLA. The BPCIA is complex and is only beginning to be

interpreted and implemented by the FDA. As a result, its ultimate impact, implementation and meaning are subject to uncertainty, and it could have a material adverse effect on the future commercial prospects for our biological products, including BGB-A317, if approved.

We believe that any of our drugs approved as a biological product under a BLA should qualify for the 12-year period of exclusivity. However:

- a potential competitor could seek and obtain approval of its own BLA during our exclusivity period instead of seeking approval of a biosimilar version; and
- the FDA could consider a combination therapy which contains both drug and biological product components, to be a drug subject to review pursuant to an NDA, and therefore eligible for a significantly shorter marketing exclusivity period as provided under the Drug Price Competition and Patent Term Restoration Act of 1984.

Moreover, the extent to which a biosimilar, once approved, will be substituted for any one of our reference products in a way that is similar to traditional generic substitution for non-biological products is not yet clear and will depend on a number of marketplace and regulatory factors that are still developing.

In addition, a drug product approved under an NDA, such as BGB-3111, BGB-290 or BGB-283, if they were to be approved, could face generic competition earlier than expected. The enactment of the Generic Drug User Fee Amendments of 2012 as part of the Food and Drug Administration Safety and Innovation Act of 2012 established a user fee program that will generate hundreds of millions of dollars in funding for the FDA's generic drug review program. Funding from the user fee program, along with performance goals that the FDA negotiated with the generic drug industry, could significantly decrease the timeframe for FDA review and approval of generic drug applications.

***The market opportunities for our drug candidates may be limited to those patients who are ineligible for or have failed prior treatments and may be small.***

Cancer therapies are sometimes characterized as first line, second line or third line, and the FDA often approves new therapies initially only for third line use. When cancer is detected early enough, first line therapy is sometimes adequate to cure the cancer or prolong life without a cure. Whenever first line therapy, usually chemotherapy, hormone therapy, surgery or a combination of these, proves unsuccessful, second line therapy may be administered. Second line therapies often consist of more chemotherapy, radiation, antibody drugs, tumor targeted small molecules or a combination of these. Third line therapies can include bone marrow transplantation, antibody and small molecule targeted therapies, more invasive forms of surgery and new technologies. In markets with approved therapies, we expect to initially seek approval of our drug candidates as a later stage therapy for patients who have failed other approved treatments. Subsequently, for those drugs that prove to be sufficiently beneficial, if any, we would expect to seek approval as a second line therapy and potentially as a first line therapy, but there is no guarantee that our drug candidates, even if approved, would be approved for second line or first line therapy. In addition, we may have to conduct additional clinical trials prior to gaining approval for second line or first line therapy.

Our projections of both the number of people who have the cancers we are targeting, as well as the subset of people with these cancers in a position to receive later stage therapy and who have the potential to benefit from treatment with our drug candidates, are based on our beliefs and estimates. These estimates have been derived from a variety of sources, including scientific literature, surveys of clinics, patient foundations or market research and may prove to be incorrect. Further, new studies may change the estimated incidence or prevalence of these cancers. The number of patients may turn out to be lower than expected. Additionally, the potentially addressable patient population for our drug candidates may be limited or may not be amenable to treatment with our drug candidates. Even if we

obtain significant market share for our drug candidates, because the potential target populations are small, we may never achieve profitability without obtaining regulatory approval for additional indications, including use as a first or second line therapy.

Our market opportunities may also be limited by competitor treatments that may enter the market. See “—We face substantial competition, which may result in others discovering, developing or commercializing competing drugs before or more successfully than we do.”

***Even if we are able to commercialize any drug candidates, the drugs may become subject to unfavorable pricing regulations, third party reimbursement practices or healthcare reform initiatives, which could harm our business.***

The regulations that govern regulatory approvals, pricing and reimbursement for new therapeutic products vary widely from country to country. Some countries require approval of the sale price of a drug before it can be marketed. In many countries, the pricing review period begins after marketing or licensing approval is granted. In some non-U.S. markets, prescription pharmaceutical pricing remains subject to continuing governmental control even after initial approval is granted. As a result, we might obtain regulatory approval for a drug in a particular country, but then be subject to price regulations that delay our commercial launch of the drug and negatively impact the revenues we are able to generate from the sale of the drug in that country. Adverse pricing limitations may hinder our ability to recoup our investment in one or more drug candidates, even if our drug candidates obtain regulatory approval. For example, according to a statement, *Opinions on reforming the review and approval process for pharmaceutical products and medical devices*, issued by the Chinese State Council in August 2015, the enterprises applying for new drug approval will be required to undertake that the selling price of new drug on PRC mainland market shall not be higher than the comparable market prices of the product in its country of origin or PRC’s neighboring markets, as applicable.

Our ability to commercialize any drugs successfully also will depend in part on the extent to which reimbursement for these drugs and related treatments will be available from government health administration authorities, private health insurers and other organizations. Government authorities and third-party payors, such as private health insurers and health maintenance organizations, decide which medications they will pay for and establish reimbursement levels. A primary trend in the global healthcare industry is cost containment. Government authorities and these third-party payors have attempted to control costs by limiting coverage and the amount of reimbursement for particular medications. Increasingly, third-party payors are requiring that companies provide them with predetermined discounts from list prices and are challenging the prices charged for medical products. We cannot be sure that reimbursement will be available for any drug that we commercialize and, if reimbursement is available, what the level of reimbursement will be. Reimbursement may impact the demand for, or the price of, any drug for which we obtain regulatory approval. Obtaining reimbursement for our drugs may be particularly difficult because of the higher prices often associated with drugs administered under the supervision of a physician. If reimbursement is not available or is available only to limited levels, we may not be able to successfully commercialize any drug candidate that we successfully develop.

There may be significant delays in obtaining reimbursement for approved product drugs, and coverage may be more limited than the purposes for which the drug is approved by the FDA or other comparable regulatory authorities outside the United States. Moreover, eligibility for reimbursement does not imply that any drug will be paid for in all cases or at a rate that covers our costs, including research, development, manufacture, sale and distribution. Interim payments for new drugs, if applicable, may also not be sufficient to cover our costs and may not be made permanent. Payment rates may vary according to the use of the drug and the clinical setting in which it is used, may be based on payments allowed for lower cost drugs that are already reimbursed, and may be incorporated into existing payments for other services. Net prices for drugs may be reduced by mandatory discounts

or rebates required by government healthcare programs or private payors and by any future weakening of laws that presently restrict imports of drugs from countries where they may be sold at lower prices than in the United States. Third-party payors often rely upon Medicare coverage policy and payment limitations in setting their own reimbursement policies. Our inability to promptly obtain coverage and profitable payment rates from both government-funded and private payors for new drugs that we develop could have a material adverse effect on our operating results, our ability to raise capital needed to commercialize drugs and our overall financial condition.

***Coverage and reimbursement may be limited or unavailable in certain market segments for our drug candidates, which could make it difficult for us to sell our drug candidates profitably.***

Successful sales of our drug candidates, if approved, depend on the availability of adequate coverage and reimbursement from third-party payors. In addition, because our drug candidates represent new approaches to the treatment of cancer, we cannot accurately estimate the potential revenue from our drug candidates.

Patients who are provided medical treatment for their conditions generally rely on third-party payors to reimburse all or part of the costs associated with their treatment. Adequate coverage and reimbursement from governmental healthcare programs, such as Medicare and Medicaid in the United States, and commercial payors are critical to new drug acceptance.

Government authorities and third-party payors, such as private health insurers and health maintenance organizations, decide which drugs and treatments they will cover and the amount of reimbursement. Coverage and reimbursement by a third-party payor may depend upon a number of factors, including the third-party payor's determination that use of a drug is:

- a covered benefit under its health plan;
- safe, effective and medically necessary;
- appropriate for the specific patient;
- cost-effective; and
- neither experimental nor investigational.

In the United States, no uniform policy of coverage and reimbursement for drugs exists among third-party payors. As a result, obtaining coverage and reimbursement approval of a drug from a government or other third-party payor is a time-consuming and costly process that could require us to provide to each payor supporting scientific, clinical and cost-effectiveness data for the use of our drugs on a payor-by-payor basis, with no assurance that coverage and adequate reimbursement will be obtained. Even if we obtain coverage for a given drug, the resulting reimbursement payment rates might not be adequate for us to achieve or sustain profitability or may require co-payments that patients find unacceptably high. Additionally, third-party payors may not cover, or provide adequate reimbursement for, long-term follow-up evaluations required following the use of our genetically modified drugs. Patients are unlikely to use our drug candidates unless coverage is provided and reimbursement is adequate to cover a significant portion of the cost of our drug candidates. Because our drug candidates have a higher cost of goods than conventional therapies, and may require long-term follow up evaluations, the risk that coverage and reimbursement rates may be inadequate for us to achieve profitability may be greater.

The Chinese State Council asked central and provincial authorities across the PRC to promote a medical insurance program for major illnesses. By the end of 2015, all urban and rural residents covered by basic medical insurance programs should be covered by the insurance program for major illnesses, according to Chinese State Council policy number 2015-57, issued on July 28, 2015. As a complement to basic insurance programs, this program is required to cover at least 50% of the medical

cost as incurred by treating major illnesses, but falls out of the coverage of the basic insurance programs. The Chinese State Council requires provincial authorities to increase reimbursement rates over the next three years.

According to the PRC Central Government's guidance issued in March 2015, each province will decide which drugs to include in its provincial major illness reimbursement lists and the percentage of reimbursement, based on local funding. For example, Zhejiang province, located in the Yangtze river delta area with a population of 55 million, announced its provincial major illness drug reimbursement list in early 2015. The list includes 31 expensive drugs, among which 15 are targeted therapy agents for cancer, including Glivec, Ireesa, Erbitux, Herceptin, and Rituxan. Although it will take three years to establish a comprehensive national coverage, the affordability of the expensive, novel cancer agents to Chinese patients will improve significantly and the targeted therapy market is expected to enter a fast growing period.

We intend to seek approval to market our drug candidates in the United States, China, Europe and in other selected jurisdictions. If we obtain approval in one or more non-U.S. jurisdictions for our drug candidates, we will be subject to rules and regulations in those jurisdictions. In some non-U.S. countries, particularly those in the European Union, the pricing of drugs and biologics is subject to governmental control. In these countries, pricing negotiations with governmental authorities can take considerable time after obtaining regulatory approval of a drug candidate. In addition, market acceptance and sales of our drug candidates will depend significantly on the availability of adequate coverage and reimbursement from third-party payors for our drug candidates and may be affected by existing and future health care reform measures.

***Recently enacted and future legislation may increase the difficulty and cost for us to obtain regulatory approval of and commercialize our drug candidates and affect the prices we may obtain.***

In the United States, PRC, European Union and some other jurisdictions, there have been a number of legislative and regulatory changes and proposed changes regarding the healthcare system that could prevent or delay regulatory approval of our drug candidates, restrict or regulate post-approval activities and affect our ability to profitably sell any drug candidates for which we obtain regulatory approval.

In the United States, the Medicare Prescription Drug, Improvement, and Modernization Act of 2003, or the MMA, changed the way Medicare covers and pays for pharmaceutical products. The legislation expanded Medicare coverage for drug purchases by the elderly and introduced a new reimbursement methodology based on average sales prices for physician-administered drugs. In addition, this legislation provided authority for limiting the number of drugs that will be covered in any therapeutic class. Cost reduction initiatives and other provisions of this legislation could decrease the coverage and price that we receive for any approved products. While the MMA only applies to drug benefits for Medicare beneficiaries, private payors often follow Medicare coverage policy and payment limitations in setting their own reimbursement rates. Therefore, any reduction in reimbursement that results from the MMA may result in a similar reduction in payments from private payors.

More recently, in March 2010, then President Obama signed into law the ACA, a sweeping law intended to broaden access to health insurance, reduce or constrain the growth of healthcare spending, enhance remedies against fraud and abuse, add new transparency requirements for the healthcare and health insurance industries, impose new taxes and fees on the health industry and impose additional health policy reforms.

Among the provisions of the ACA of importance to our potential drug candidates are the following:

- an annual, nondeductible fee on any entity that manufactures or imports specified branded prescription drugs and biologics;
- an increase in the statutory minimum rebates a manufacturer must pay under the Medicaid Drug Rebate Program;
- expansion of healthcare fraud and abuse laws, including the False Claims Act and the Anti-Kickback Statute, new government investigative powers, and enhanced penalties for noncompliance;
- a new Medicare Part D coverage gap discount program, in which manufacturers must agree to offer 50% point-of-sale discounts off negotiated prices;
- extension of manufacturers' Medicaid rebate liability;
- expansion of eligibility criteria for Medicaid programs;
- expansion of the entities eligible for discounts under the Public Health Service Act pharmaceutical pricing program;
- new requirements to report financial arrangements with physicians and teaching hospitals;
- a new requirement to annually report drug samples that manufacturers and distributors provide to physicians; and
- a new Patient-Centered Outcomes Research Institute to oversee, identify priorities in, and conduct comparative clinical effectiveness research, along with funding for such research.

In addition, other legislative changes have been proposed and adopted in the United States since the ACA was enacted. These changes included aggregate reductions to Medicare payments to providers of up to 2% per fiscal year, starting in 2013. In January 2013, then President Obama signed into law the American Taxpayer Relief Act of 2012, which, among other things, reduced Medicare payments to several providers, and increased the statute of limitations period for the government to recover overpayments to providers from three to five years. These laws may result in additional reductions in Medicare and other healthcare funding.

We expect that the ACA, as well as other healthcare reform measures that may be adopted in the future, may result in more rigorous coverage criteria and in additional downward pressure on the price that we receive for any approved drug. Any reduction in reimbursement from Medicare or other government programs may result in a similar reduction in payments from private payors. The implementation of cost containment measures or other healthcare reforms may prevent us from being able to generate revenue, attain profitability, or commercialize our drugs.

Legislative and regulatory proposals have been made to expand post-approval requirements and restrict sales and promotional activities for pharmaceutical products. We cannot be sure whether additional legislative changes will be enacted, or whether FDA regulations, guidance or interpretations will be changed, or what the impact of such changes on the regulatory approvals of our drug candidates, if any, may be. In addition, increased scrutiny by the U.S. Congress of the FDA's approval process may significantly delay or prevent regulatory approval, as well as subject us to more stringent product labeling and post-marketing testing and other requirements.

As a result of the 2016 election in the United States, the fate of the ACA and other healthcare laws is uncertain. The United States House of Representatives is considering approval of legislation to repeal parts of the ACA, but it is uncertain whether Congress will replace the law and what any replacement law would provide.

*We may be subject, directly or indirectly, to applicable U.S. federal and state anti-kickback, false claims laws, physician payment transparency laws, fraud and abuse laws or similar healthcare and security laws and regulations, which could expose us to criminal sanctions, civil penalties, contractual damages, reputational harm and diminished profits and future earnings.*

Healthcare providers, physicians and others play a primary role in the recommendation and prescription of any products for which we obtain regulatory approval. If we obtain FDA approval for any of our drug candidates and begin commercializing those drugs in the United States, our operations may be subject to various federal and state fraud and abuse laws, including, without limitation, the federal Anti-Kickback Statute, the federal False Claims Act, and physician payment sunshine laws and regulations. These laws may impact, among other things, our proposed sales, marketing and education programs. In addition, we may be subject to patient privacy regulation by both the federal government and the states in which we conduct our business. The laws that may affect our ability to operate include:

- the federal Anti-Kickback Statute, which prohibits, among other things, knowingly and willfully soliciting, receiving, offering or paying any remuneration (including any kickback, bribe, or rebate), directly or indirectly, overtly or covertly, in cash or in kind, to induce, or in return for, either the referral of an individual, or the purchase, lease, order or recommendation of any good, facility, item or service for which payment may be made, in whole or in part, under a federal healthcare program, such as the Medicare and Medicaid programs;
- federal civil and criminal false claims laws and civil monetary penalty laws, such as the federal False Claims Act, which impose criminal and civil penalties, including civil whistleblower or qui tam actions, against individuals or entities for knowingly presenting, or causing to be presented, to the federal government, claims for payment or approval from Medicare, Medicaid or other third-party payors that are false or fraudulent or making a false statement to avoid, decrease or conceal an obligation to pay money to the federal government;
- the federal HIPAA, which created new federal criminal statutes that prohibit knowingly and willfully executing, or attempting to execute, a scheme to defraud any healthcare benefit program or obtain, by means of false or fraudulent pretenses, representations, or promises, any of the money or property owned by, or under the custody or control of, any healthcare benefit program, regardless of the payor (e.g., public or private) and knowingly and willfully falsifying, concealing or covering up by any trick or device a material fact or making any materially false statements in connection with the delivery of, or payment for, healthcare benefits, items or services relating to healthcare matters;
- HIPAA, as amended by the Health Information Technology for Economic and Clinical Health Act of 2009, and their respective implementing regulations, which impose requirements on certain covered healthcare providers, health plans, and healthcare clearinghouses as well as their respective business associates that perform services for them that involve the use, or disclosure of, individually identifiable health information, relating to the privacy, security and transmission of individually identifiable health information without appropriate authorization;
- the federal false statements statute prohibits knowingly and willfully falsifying, concealing or covering up a material fact or making any materially false statement in connection with the delivery of or payment for healthcare benefits, items or services;
- the federal transparency requirements under the ACA, including the provision commonly referred to as the Physician Payments Sunshine Act, which requires manufacturers of drugs, devices, biologics and medical supplies for which payment is available under Medicare, Medicaid or the Children's Health Insurance Program to report annually to the U.S. Department of Health and Human Services information related to payments or other transfers of value made to



physicians and teaching hospitals, as well as ownership and investment interests held by physicians and their immediate family members; and

- federal consumer protection and unfair competition laws, which broadly regulate marketplace activities and activities that potentially harm consumers.

Additionally, we are subject to state and non-U.S. equivalents of each of the healthcare laws described above, among others, some of which may be broader in scope and may apply regardless of the payor. Many U.S. states have adopted laws similar to the federal Anti-Kickback Statute, some of which apply to the referral of patients for healthcare services reimbursed by any source, not just governmental payors, including private insurers. In addition, some states have passed laws that require pharmaceutical companies to comply with the April 2003 Office of Inspector General Compliance Program Guidance for Pharmaceutical Manufacturers and/or the Pharmaceutical Research and Manufacturers of America's Code on Interactions with Healthcare Professionals. Several states also impose other marketing restrictions or require pharmaceutical companies to make marketing or price disclosures to the state. There are ambiguities as to what is required to comply with these state requirements and if we fail to comply with an applicable state law requirement we could be subject to penalties.

Because of the breadth of these laws and the narrowness of the statutory exceptions and safe harbors available, it is possible that some of our business activities could be subject to challenge under one or more of such laws. In addition, recent health care reform legislation has strengthened these laws. For example, the ACA, among other things, amends the intent requirement of the federal Anti-Kickback and criminal healthcare fraud statutes. As a result of such amendment, a person or entity no longer needs to have actual knowledge of these statutes or specific intent to violate them in order to have committed a violation. Moreover, the ACA provides that the government may assert that a claim including items or services resulting from a violation of the federal Anti-Kickback Statute constitutes a false or fraudulent claim for purposes of the False Claims Act.

Violations of fraud and abuse laws may be punishable by criminal and/or civil sanctions, including penalties, fines and/or exclusion or suspension from federal and state healthcare programs such as Medicare and Medicaid and debarment from contracting with the U.S. government. In addition, private individuals have the ability to bring actions on behalf of the U.S. government under the federal False Claims Act as well as under the false claims laws of several states.

Neither the U.S. government nor the U.S. courts have provided definitive guidance on the application of fraud and abuse laws to our business. Law enforcement authorities are increasingly focused on enforcing these laws, and it is possible that some of our practices may be challenged under these laws. Efforts to ensure that our business arrangements with third parties will comply with applicable healthcare laws and regulations will involve substantial costs. It is possible that governmental authorities will conclude that our business practices may not comply with current or future statutes, regulations or case law involving applicable fraud and abuse or other healthcare laws and regulations. If any such actions are instituted against us, and we are not successful in defending ourselves or asserting our rights, those actions could have a significant impact on our business, including the imposition of civil, criminal and administrative penalties, damages, disgorgement, monetary fines, possible exclusion from participation in Medicare, Medicaid and other federal healthcare programs, contractual damages, reputational harm, diminished profits and future earnings, and curtailment of our operations, any of which could adversely affect our ability to operate our business and our results of operations. In addition, the approval and commercialization of any of our drug candidates outside the United States will also likely subject us to non-U.S. equivalents of the healthcare laws mentioned above, among other non-U.S. laws.

If any of the physicians or other providers or entities with whom we expect to do business with are found to be not in compliance with applicable laws, they may be subject to criminal, civil or

administrative sanctions, including exclusions from government funded healthcare programs, which may also adversely affect our business.

***We may explore the licensing of commercialization rights or other forms of collaboration worldwide, which will expose us to additional risks of conducting business in additional international markets.***

Non-U.S. markets are an important component of our growth strategy. If we fail to obtain licenses or enter into collaboration arrangements with third parties in these markets, or if these parties are not successful, our revenue-generating growth potential will be adversely affected. Moreover, international business relationships subject us to additional risks that may materially adversely affect our ability to attain or sustain profitable operations, including:

- efforts to enter into collaboration or licensing arrangements with third parties in connection with our international sales, marketing and distribution efforts may increase our expenses or divert our management's attention from the acquisition or development of drug candidates;
- changes in a specific country's or region's political and cultural climate or economic condition;
- differing regulatory requirements for drug approvals and marketing internationally;
- difficulty of effective enforcement of contractual provisions in local jurisdictions;
- potentially reduced protection for intellectual property rights;
- potential third-party patent rights;
- unexpected changes in tariffs, trade barriers and regulatory requirements;
- economic weakness, including inflation or political instability, particularly in non-U.S. economies and markets;
- compliance with tax, employment, immigration and labor laws for employees traveling abroad;
- the effects of applicable non-U.S. tax structures and potentially adverse tax consequences;
- currency fluctuations, which could result in increased operating expenses and reduced revenue, and other obligations incidental to doing business in another country;
- workforce uncertainty and labor unrest, particularly in non-U.S. countries where labor unrest is more common than in the United States;
- the potential for so-called parallel importing, which is what happens when a local seller, faced with high or higher local prices, opts to import goods from a non-U.S. market with low or lower prices rather than buying them locally;
- failure of our employees and contracted third parties to comply with Office of Foreign Asset Control rules and regulations and the Foreign Corrupt Practices Act;
- production shortages resulting from any events affecting raw material supply or manufacturing capabilities abroad; and
- business interruptions resulting from geo-political actions, including war and terrorism, or natural disasters, including earthquakes, volcanoes, typhoons, floods, hurricanes and fires.

These and other risks may materially adversely affect our ability to attain or sustain revenue from international markets.

## Risks Related to Our Intellectual Property

*A significant portion of our intellectual property portfolio currently comprises pending patent applications that have not yet been issued as granted patents and if our pending patent applications fail to issue our business will be adversely affected. If we are unable to obtain and maintain patent protection for our technology and drugs, our competitors could develop and commercialize technology and drugs similar or identical to ours, and our ability to successfully commercialize our technology and drugs may be adversely affected.*

Our success depends in large part on our ability to obtain and maintain patent protection in the United States, the PRC and other countries with respect to our proprietary technology and drug candidates. As of March 21, 2017, we own eight issued U.S. patents and eight pending U.S. patent applications as well as corresponding patents and patent applications internationally. In addition, we own 13 pending international patent applications under the PCT, which we plan to file nationally in the United States and other jurisdictions. With respect to any issued patents in the United States and Europe, we may be entitled to obtain a patent term extension to extend the patent expiration date provided we meet the applicable requirements for obtaining such patent term extensions. We have sought to protect our proprietary position by filing patent applications in the United States, the PRC and other countries related to novel technologies and drug candidates that we consider are important to our business. This process is expensive and time-consuming, and we may not be able to file and prosecute all necessary or desirable patent applications at a reasonable cost or in a timely manner. It is also possible that we will fail to identify patentable aspects of our research and development output before it is too late to obtain patent protection.

The patent position of biotechnology and pharmaceutical companies generally is highly uncertain, involves complex legal and factual questions and has in recent years been the subject of much litigation. As a result, the issuance, scope, validity, enforceability and commercial value of our patent rights are highly uncertain. Our pending and future patent applications may not result in patents being issued which protect our technology or drug candidates or which effectively prevent others from commercializing competitive technologies and drug candidates. Changes in either the patent laws or interpretation of the patent laws in the United States and other countries may diminish the value of our patents or narrow the scope of our patent protection. Publications of discoveries in the scientific literature often lag behind the actual discoveries, and patent applications in the United States and other jurisdictions are typically not published until 18 months after filing, or in some cases not at all. Therefore, we cannot be certain that we were the first to make the inventions claimed in our patents or pending patent applications, or that we were the first to file for patent protection of such inventions. Assuming the other requirements for patentability are met, the first to file a patent application is entitled to the patent. Under the Leahy-Smith America Invents Act enacted in 2011, the United States moved to this first-to-file system in early 2013 from the previous system under which the first to make the claimed invention was entitled to the patent. We may become involved in interference *inter partes* review, post grant review, *ex parte* reexamination, derivation, opposition or similar other proceedings challenging our patent rights or the patent rights of others. An adverse determination in any such proceeding could reduce the scope of, or invalidate, our patent rights, allow third parties to commercialize our technology or drug candidates and compete directly with us, or result in our inability to manufacture or commercialize drug candidates without infringing third-party patent rights.

There can be no assurance that our pending patent applications will result in issued patents in the United States or non-U.S. jurisdictions in which such applications are pending. Even if patents do issue on any of these applications, there can be no assurance that a third party will not challenge their validity or that we will obtain sufficient claim scope in those patents to prevent a third party from competing successfully with our drug candidates. Even if our patent applications issue as patents, they may not issue in a form that will provide us with any meaningful protection, prevent competitors from competing with us or otherwise provide us with any competitive advantage. Our competitors may be able to circumvent our patents by developing similar or alternative technologies or drug candidates in a

non-infringing manner. The issuance of a patent is not conclusive as to its scope, validity or enforceability, and our owned and licensed patents may be challenged in the courts or patent offices in the United States and abroad. Such challenges may result in patent claims being narrowed, invalidated or held unenforceable, which could limit our ability to stop or prevent us from stopping others from using or commercializing similar or identical technology and drug candidates, or limit the duration of the patent protection of our technology and drug candidates. Given the amount of time required for the development, testing and regulatory review of new drug candidates, patents protecting such candidates might expire before or shortly after such candidates are commercialized. As a result, our patent portfolio may not provide us with sufficient rights to exclude others from commercializing drug candidates similar or identical to ours.

***We may not be able to protect our intellectual property rights throughout the world.***

Filing, prosecuting, maintaining and defending patents on drug candidates in all countries throughout the world could be prohibitively expensive for us, and our intellectual property rights in some non-U.S. countries can have a different scope and strength than do those in the United States. In addition, the laws of certain non-U.S. countries do not protect intellectual property rights to the same extent as U.S. federal and state laws do. Consequently, we may not be able to prevent third parties from practicing our inventions in all countries outside the United States, or from selling or importing drugs made using our inventions in and into the United States or non-U.S. jurisdictions. Competitors may use our technologies in jurisdictions where we have not obtained patent protection to develop their own drugs and further, may export otherwise infringing drugs to non-U.S. jurisdictions where we have patent protection, but where enforcement rights are not as strong as those in the United States. These drugs may compete with our drug candidates and our patent rights or other intellectual property rights may not be effective or adequate to prevent them from competing.

We currently hold issued trademark registrations and have trademark applications pending, any of which may be the subject of a governmental or third-party objection, which could prevent the maintenance or issuance of the same. If we are unsuccessful in obtaining trademark protection for our primary brands, we may be required to change our brand name, which could materially adversely affect our business. Moreover, as our products mature, our reliance on our trademarks to differentiate us from our competitors will increase, and as a result, if we are unable to prevent third parties from adopting, registering or using trademarks and trade dress that infringe, dilute or otherwise violate our trademark rights, our business could be materially adversely affected.

Many companies have encountered significant problems in protecting and defending intellectual property rights in certain jurisdictions, including China. The legal systems of some countries do not favor the enforcement of patents, trade secrets and other intellectual property, particularly those relating to biopharmaceutical products, which could make it difficult in those jurisdictions for us to stop the infringement or misappropriation of our patents or other intellectual property rights, or the marketing of competing drugs in violation of our proprietary rights.

Proceedings to enforce our patent and other intellectual property rights in non-U.S. jurisdictions could result in substantial costs and divert our efforts and attention from other aspects of our business.

Furthermore, such proceedings could put our patents at risk of being invalidated, held unenforceable, or interpreted narrowly, could put our patent applications at risk of not issuing, and could provoke third parties to assert claims of infringement or misappropriation against us. We may not prevail in any lawsuits that we initiate and the damages or other remedies awarded, if any, may not be commercially meaningful. Accordingly, our efforts to enforce our intellectual property rights around the world may be inadequate to obtain a significant commercial advantage from the intellectual property that we develop.

***We may become involved in lawsuits to protect or enforce our intellectual property, which could be expensive, time consuming and unsuccessful. Our patent rights relating to our drug candidates could be found invalid or unenforceable if challenged in court or before the U.S. Patent and Trademark Office or comparable non-U.S. authority.***

Competitors may infringe our patent rights or misappropriate or otherwise violate our intellectual property rights. To counter infringement or unauthorized use, litigation may be necessary in the future to enforce or defend our intellectual property rights, to protect our trade secrets or to determine the validity and scope of our own intellectual property rights or the proprietary rights of others. This can be expensive and time consuming. Any claims that we assert against perceived infringers could also provoke these parties to assert counterclaims against us alleging that we infringe their intellectual property rights. Many of our current and potential competitors have the ability to dedicate substantially greater resources to enforce and/or defend their intellectual property rights than we can. Accordingly, despite our efforts, we may not be able to prevent third parties from infringing upon or misappropriating our intellectual property. Litigation could result in substantial costs and diversion of management resources, which could harm our business and financial results. In addition, in an infringement proceeding, a court may decide that patent rights or other intellectual property rights owned by us are invalid or unenforceable, or may refuse to stop the other party from using the technology at issue on the grounds that our patent rights or other intellectual property rights do not cover the technology in question. An adverse result in any litigation proceeding could put our patent, as well as any patents that may issue in the future from our pending patent applications, at risk of being invalidated, held unenforceable or interpreted narrowly. Furthermore, because of the substantial amount of discovery required in connection with intellectual property litigation, there is a risk that some of our confidential information could be compromised by disclosure during this type of litigation.

If we initiate legal proceedings against a third party to enforce our patent, or any patents that may issue in the future from our patent applications, that relates to one of our drug candidates, the defendant could counterclaim that such patent rights are invalid or unenforceable. In patent litigation in the United States, defendant counterclaims alleging invalidity or unenforceability are commonplace, and there are numerous grounds upon which a third party can assert invalidity or unenforceability of a patent. Third parties may also raise similar claims before administrative bodies in the United States or abroad, even outside the context of litigation. Such mechanisms include *ex parte* re-examination, *inter partes* review, post-grant review, derivation and equivalent proceedings in non-U.S. jurisdictions, such as opposition proceedings. Such proceedings could result in revocation or amendment to our patents in such a way that they no longer cover and protect our drug candidates. The outcome following legal assertions of invalidity and unenforceability is unpredictable. With respect to the validity of our patents, for example, we cannot be certain that there is no invalidating prior art of which we, our patent counsel, and the patent examiner were unaware during prosecution. If a defendant were to prevail on a legal assertion of invalidity and/or unenforceability, we would lose at least part, and perhaps all, of the patent protection on our drug candidates. Such a loss of patent protection could have a material adverse impact on our business.

We may not be able to prevent misappropriation of our trade secrets or confidential information, particularly in countries where the laws may not protect those rights as fully as in the United States. Furthermore, because of the substantial amount of discovery required in connection with intellectual property litigation, there is a risk that some of our confidential information could be compromised by disclosure during this type of litigation.

***We may be subject to claims challenging the inventorship of our patents and other intellectual property.***

Although we are not currently experiencing any claims challenging the inventorship of our patents or ownership of our intellectual property, we may in the future be subject to claims that former employees, collaborators or other third parties have an interest in our patents or other intellectual

property as inventors or co-inventors. For example, we may have inventorship disputes arise from conflicting obligations of consultants or others who are involved in developing our drug candidates. Litigation may be necessary to defend against these and other claims challenging inventorship. If we fail in defending any such claims, in addition to paying monetary damages, we may lose rights such as exclusive ownership of, or right to use, our patent rights or other intellectual property. Such an outcome could have a material adverse effect on our business. Even if we are successful in defending against such claims, litigation could result in substantial costs and be a distraction to management and other employees.

***If we are sued for infringing intellectual property rights of third parties, such litigation could be costly and time consuming and could prevent or delay us from developing or commercializing our drug candidates.***

Our commercial success depends in part on our avoiding infringement of the patents and other intellectual property rights of third parties. There is a substantial amount of litigation involving patent and other intellectual property rights in the biotechnology and pharmaceutical industries, including *inter partes* review, post grant review, interference and *ex parte* reexamination proceedings before the USPTO or oppositions and other comparable proceedings in non-U.S. jurisdictions. Numerous issued patents and pending patent applications, which are owned by third parties, exist in the fields in which we are developing drug candidates. As the biotechnology and pharmaceutical industries expand and more patents are issued, the risk increases that our drug candidates may give rise to claims of infringement of the patent rights of others.

Third parties may assert that we are employing their proprietary technology without authorization. There may be third-party patents of which we are currently unaware with claims to materials, formulations, methods of manufacture or methods for treatment related to the use or manufacture of our drug candidates. Because patent applications can take many years to issue, there may be currently pending patent applications which may later result in issued patents that our drug candidates may infringe. In addition, third parties may obtain patents in the future and claim that use of our technologies infringes upon these patents. If any third-party patents were held by a court of competent jurisdiction to cover the manufacturing process of any of our drug candidates, any molecules formed during the manufacturing process or any final product itself, the holders of any such patents may be able to prevent us from commercializing such drug candidate unless we obtain a license under the applicable patents, or until such patents expire or they are finally determined to be held invalid or unenforceable. Similarly, if any third-party patent were held by a court of competent jurisdiction to cover aspects of our formulations, processes for manufacture or methods of use, including combination therapy or patient selection methods, the holders of any such patent may be able to block our ability to develop and commercialize the applicable drug candidate unless we obtain a license, limit our uses, or until such patent expires or is finally determined to be held invalid or unenforceable. In either case, such a license may not be available on commercially reasonable terms or at all.

Third parties who bring successful claims against us for infringement of their intellectual property rights may obtain injunctive or other equitable relief, which could prevent us from developing and commercializing one or more of our drug candidates. Defense of these claims, regardless of their merit, would involve substantial litigation expense and would be a substantial diversion of employee resources from our business. In the event of a successful claim of infringement or misappropriation against us, we may have to pay substantial damages, including treble damages and attorneys' fees in the case of willful infringement, obtain one or more licenses from third parties, pay royalties or redesign our infringing drug candidates, which may be impossible or require substantial time and monetary expenditure. In the event of an adverse result in any such litigation, or even in the absence of litigation, we may need to obtain licenses from third parties to advance our research or allow commercialization of our drug candidates. We cannot predict whether any required license would be available at all or whether it would be available on commercially reasonable terms, and we may fail to obtain any of these licenses

on commercially reasonable terms, if at all. In the event that we are unable to obtain such a license, we would be unable to further develop and commercialize one or more of our drug candidates, which could harm our business significantly. We may also elect to enter into license agreements in order to settle patent infringement claims or to resolve disputes prior to litigation, and any such license agreements may require us to pay royalties and other fees that could significantly harm our business.

Specifically, we are aware of three U.S. patents owned by Ono Pharmaceutical Co., or Ono, and licensed to Bristol-Myers Squibb Co., or BMS, that are relevant to our BGB-A317 drug candidate. These patents are expected to expire in 2023, 2023 and 2024, respectively. In patent infringement actions filed in Delaware Federal District court, BMS and Ono alleged that Merck & Co.'s KEYTRUDA product, a humanized anti-PD-1 antibody is infringing these U.S. patents. Although Merck challenged the validity of these patents, Merck recently settled this litigation with BMS and Ono resulting in Merck taking a license from BMS and Ono. All these three patents remain presumed valid and enforceable. Merck also filed an opposition proceeding challenging a corresponding European patent at the European Patent Office, or EPO. The EPO's Opposition Division disagreed with Merck's arguments and maintained the European patent in the form in which it was granted. Merck appealed the decision, but recently withdrew its appeal. If the validity of the relevant claims in these U.S. patents is upheld and our BGB-A317 drug candidate is approved for sale in the United States before the expiration of these patents, then we will need a license from BMS in order to commercialize our BGB-A317 drug candidate in the United States prior to their expiration. In addition, depending upon circumstances, we may need a license for jurisdictions outside the United States where we wish to commercialize BGB-A317 before the expiration of a corresponding patent covering BGB-A317. There can be no assurance that we will be able to obtain such a license, which could materially and adversely affect our business.

In addition, we are aware of a U.S. patent owned by Pharmacyclics, Inc., which was acquired by AbbVie, Inc., with certain claims directed to a complex of an irreversible BTK inhibitor having a covalent bond to a cysteine residue of a BTK. This patent is expected to expire in 2027. Although we believe that the claims of the patent relevant to our BGB-3111 drug candidate would likely be held invalid, we cannot provide any assurances that a court or an administrative agency would agree with our assessment. If the validity of the relevant claims in question is upheld upon a validity challenge, and BGB-3111 is approved for sale in the United States before the expiration of the U.S. patent, then we would need a license in order to commercialize BGB-3111 in the United States. In addition, depending upon circumstances, we may need a license for jurisdictions outside the United States where we wish to commercialize BGB-3111 before the expiration of a corresponding patent covering BGB-3111. However such a license may not be available on commercially reasonable terms or at all, which could materially and adversely affect our business.

We are also aware of three U.S. patents, owned or licensed by KuDOS Pharmaceuticals, Ltd., which was acquired by AstraZeneca PLC, with claims directed to using PARP inhibitors to treat cancers with certain defects in homologous recombination including, in some cases, a BRCA1 or BRCA2 mutation. These patents are expected to expire between 2027 and 2031 in the United States. Although we believe that the claims of these patents relevant to our BGB-290 drug candidate would likely be held invalid, we cannot provide any assurances that a court or an administrative agency would agree with our assessment. While we are currently conducting and plan to conduct studies that include cancer patients with a BRCA1 or BRCA2 mutation, we are uncertain whether BGB-290 as commercialized will be used to treat cancer patients limited to having BRCA1 or BRCA2 mutation either in a monotherapy or a combination therapy. If BGB-290 is approved for sale in the United States for patients whose cancers have a BRCA1 or BRCA2 mutation, and if the validity of the relevant claims of these U.S. patents is upheld upon a validity challenge, then we would need a license in order to commercialize BGB-290 prior to expiration of these U.S. patents. In addition, we are also aware of corresponding issued patents in Europe and China. Depending upon circumstances, we may

need a license for jurisdictions outside the United States where we wish to commercialize BGB-290 before the expiration of a corresponding patent covering BGB-290. However, such a license may not be available on commercially reasonable terms or at all, which could materially and adversely affect our business.

Even if resolved in our favor, litigation or other legal proceedings relating to intellectual property claims may cause us to incur significant expenses, and could distract our technical personnel, management personnel, or both from their normal responsibilities. In addition, there could be public announcements of the results of hearings, motions or other interim proceedings or developments and if securities analysts or investors perceive these results to be negative, it could have a substantial adverse effect on the market price of the ADSs. Such litigation or proceedings could substantially increase our operating losses and reduce the resources available for development activities or any future sales, marketing or distribution activities. We may not have sufficient financial or other resources to adequately conduct such litigation or proceedings. Some of our competitors may be able to sustain the costs of such litigation or proceedings more effectively than we can because of their greater financial resources. Uncertainties resulting from the initiation and continuation of patent litigation or other proceedings could have a material adverse effect on our ability to compete in the marketplace.

***Obtaining and maintaining our patent protection depends on compliance with various procedural, document submission, fee payment, and other requirements imposed by governmental patent agencies, and our patent protection could be reduced or eliminated for noncompliance with these requirements.***

Periodic maintenance fees on any issued patent are due to be paid to the USPTO and other patent agencies in several stages over the lifetime of the patent. The USPTO and various non-U.S. governmental patent agencies require compliance with a number of procedural, documentary, fee payment, and other similar provisions during the patent application process. Although an inadvertent lapse can in many cases be cured by payment of a late fee or by other means in accordance with the applicable rules, there are situations in which noncompliance can result in abandonment or lapse of the patent or patent application, resulting in partial or complete loss of patent rights in the relevant jurisdiction. Noncompliance events that could result in abandonment or lapse of a patent or patent application include failure to respond to official actions within prescribed time limits, non-payment of fees, and failure to properly legalize and submit formal documents. In any such event, our competitors might be able to enter the market, which would have a material adverse effect on our business.

***The terms of our patents may not be sufficient to effectively protect our drug candidates and business.***

In most countries in which we file, including the United States, the term of an issued patent is generally 20 years from the earliest claimed filing date of a non-provisional patent application in the applicable country. Although various extensions may be available, the life of a patent and the protection it affords, is limited. Even if patents covering our drug candidates are obtained, we may be open to competition from other companies as well as generic medications once the patent life has expired for a drug. If patents are issued on our currently pending patent applications, the resulting patents will be expected to expire on dates ranging from 2031 to 2035, excluding any potential patent term extension or adjustment. Upon the expiration of our issued patent or patents that may issue from our pending patent applications, we will not be able to assert such patent rights against potential competitors and our business and results of operations may be adversely affected.

***If we do not obtain additional protection under the Hatch-Waxman Amendments and similar legislation in other countries extending the terms of our patents, if issued, relating to our drug candidates, our business may be materially harmed.***

Depending upon the timing, duration and specifics of FDA regulatory approval for our drug candidates, one or more of our U.S. patents, if issued, may be eligible for limited patent term



restoration under the Drug Price Competition and Patent Term Restoration Act of 1984, referred to as the Hatch-Waxman Amendments. The Hatch-Waxman Amendments permit a patent term extension of up to five years as compensation for patent term lost during drug development and the FDA regulatory review process. Patent term extensions, however, cannot extend the remaining term of a patent beyond a total of 14 years from the date of drug approval by the FDA, and only one patent can be extended for a particular drug.

The application for patent term extension is subject to approval by the USPTO, in conjunction with the FDA. We may not be granted an extension because of, for example, failing to apply within applicable deadlines, failing to apply prior to expiration of relevant patents or otherwise failing to satisfy applicable requirements. Moreover, the applicable time period or the scope of patent protection afforded could be less than we request. If we are unable to obtain a patent term extension for a given patent or the term of any such extension is less than we request, the period during which we will have the right to exclusively market our drug will be shortened and our competitors may obtain earlier approval of competing drugs, and our ability to generate revenues could be materially adversely affected.

***Changes in patent law could diminish the value of patents in general, thereby impairing our ability to protect our drug candidates.***

As is the case with other biopharmaceutical companies, our success is heavily dependent on intellectual property, particularly patent rights. Obtaining and enforcing patents in the biopharmaceutical industry involves both technological and legal complexity, and is therefore costly, time-consuming, and inherently uncertain. In addition, the United States has recently enacted and is currently implementing wide-ranging patent reform legislation. Recent U.S. Supreme Court rulings have narrowed the scope of patent protection available in certain circumstances and weakened the rights of patent owners in certain situations. In addition to increasing uncertainty with regard to our ability to obtain patents in the future, this combination of events has created uncertainty with respect to the value of patents once obtained, if any. Depending on decisions by the U.S. Congress, the federal courts and the USPTO, the laws and regulations governing patents could change in unpredictable ways that would weaken our ability to obtain new patents or to enforce our existing patents and patents that we might obtain in the future. For example, in a recent case, *Assoc. for Molecular Pathology v. Myriad Genetics, Inc.*, the U.S. Supreme Court held that certain claims to naturally-occurring substances are not patentable. Although we do not believe that our currently-issued patent and any patents that may issue from our pending patent applications directed to our drug candidates if issued in their currently pending forms, as well as patent rights licensed by us, will be found invalid based on this decision, we cannot predict how future decisions by the courts, the U.S. Congress or the USPTO may impact the value of our patent rights. There could be similar changes in the laws of foreign jurisdictions that may impact the value of our patent rights or our other intellectual property rights.

***If we are unable to protect the confidentiality of our trade secrets, our business and competitive position would be harmed. We may be subject to claims that our employees have wrongfully used or disclosed alleged trade secrets of their former employers.***

In addition to our issued patent and pending patent applications, we rely on trade secrets, including unpatented know-how, technology and other proprietary information, to maintain our competitive position and to protect our drug candidates. We seek to protect these trade secrets, in part, by entering into non-disclosure and confidentiality agreements with parties that have access to them, such as our employees, corporate collaborators, outside scientific collaborators, sponsored researchers, contract manufacturers, consultants, advisors and other third parties. We also enter into confidentiality and invention or patent assignment agreements with our employees and consultants. However, any of these parties may breach such agreements and disclose our proprietary information, and we may not be

able to obtain adequate remedies for such breaches. Enforcing a claim that a party illegally disclosed or misappropriated a trade secret can be difficult, expensive and time-consuming, and the outcome is unpredictable. If any of our trade secrets were to be lawfully obtained or independently developed by a competitor, we would have no right to prevent them from using that technology or information to compete with us and our competitive position would be harmed.

Furthermore, many of our employees, including our senior management, were previously employed at other biotechnology or pharmaceutical companies, including our competitors or potential competitors. Some of these employees, including each member of our senior management, executed proprietary rights, non-disclosure and non-competition agreements in connection with such previous employment. Although we try to ensure that our employees do not use the proprietary information or know-how of others in their work for us, we may be subject to claims that we or these employees have used or disclosed intellectual property, including trade secrets or other proprietary information, of any such employee's former employer. We are not aware of any threatened or pending claims related to these matters or concerning the agreements with our senior management, but in the future litigation may be necessary to defend against such claims. If we fail in defending any such claims, in addition to paying monetary damages, we may lose valuable intellectual property rights or personnel. Even if we are successful in defending against such claims, litigation could result in substantial costs and be a distraction to management.

In addition, while we typically require our employees, consultants and contractors who may be involved in the development of intellectual property to execute agreements assigning such intellectual property to us, we may be unsuccessful in executing such an agreement with each party who in fact develops intellectual property that we regard as our own, which may result in claims by or against us related to the ownership of such intellectual property. If we fail in prosecuting or defending any such claims, in addition to paying monetary damages, we may lose valuable intellectual property rights. Even if we are successful in prosecuting or defending against such claims, litigation could result in substantial costs and be a distraction to our management and scientific personnel.

***We may not be successful in obtaining or maintaining necessary rights for our development pipeline through acquisitions and in-licenses.***

Because our programs may involve additional drug candidates that may require the use of proprietary rights held by third parties, the growth of our business may depend in part on our ability to acquire and maintain licenses or other rights to use these proprietary rights. We may be unable to acquire or in-license any compositions, methods of use, or other third-party intellectual property rights from third parties that we identify. The licensing and acquisition of third-party intellectual property rights is a competitive area, and a number of more established companies are also pursuing strategies to license or acquire third-party intellectual property rights that we may consider attractive. These established companies may have a competitive advantage over us due to their size, cash resources and greater clinical development and commercialization capabilities.

In addition, companies that perceive us to be a competitor may be unwilling to assign or license rights to us. We also may be unable to license or acquire third-party intellectual property rights on terms that would allow us to make an appropriate return on our investment. If we are unable to successfully obtain rights to required third-party intellectual property rights, our business, financial condition and prospects for growth could suffer.

*If we fail to comply with our obligations in the agreements under which we license intellectual property rights from third parties or otherwise experience disruptions to our business relationships with our licensors, we could be required to pay monetary damages or could lose license rights that are important to our business.*

We have entered into license agreements with third parties providing us with rights under various third-party patents and patent applications, including the rights to prosecute patent applications and to enforce patents. Certain of these license agreements impose and, for a variety of purposes, we may enter into additional licensing and funding arrangements with third parties that also may impose, diligence, development or commercialization timelines and milestone payment, royalty, insurance and other obligations on us. Under certain of our existing licensing agreements, we are obligated to pay royalties on net product sales of our drug candidates once commercialized, pay a percentage of sublicensing revenues, make other specified payments relating to our drug candidates or pay license maintenance and other fees. We also have diligence and clinical development obligations under certain of these agreements that we are required to satisfy. If we fail to comply with our obligations under our current or future license agreements, our counterparties may have the right to terminate these agreements, in which event we might not be able to develop, manufacture or market any drug or drug candidate that is covered by the licenses provided for under these agreements or we may face claims for monetary damages or other penalties under these agreements. Such an occurrence could diminish the value of these products and our company. Termination of the licenses provided for under these agreements or reduction or elimination of our rights under these agreements may result in our having to negotiate new or reinstated agreements with less favorable terms, or cause us to lose our rights under these agreements, including our rights to important intellectual property or technology.

#### **Risks Related to Our Reliance on Third Parties**

*We rely on third parties to conduct our preclinical studies and clinical trials. If these third parties do not successfully carry out their contractual duties or meet expected deadlines, we may not be able to obtain regulatory approval for or commercialize our drug candidates and our business could be substantially harmed.*

We have relied upon and plan to continue to rely upon third-party CROs to monitor and manage data for our ongoing preclinical and clinical programs. We rely on these parties for execution of our preclinical studies and clinical trials, and control only certain aspects of their activities. Nevertheless, we are responsible for ensuring that each of our studies is conducted in accordance with the applicable protocol, legal and regulatory requirements and scientific standards, and our reliance on the CROs does not relieve us of our regulatory responsibilities. We and our CROs and our clinical investigators are required to comply with GCPs, which are regulations and guidelines enforced by the FDA, CFDA, EMA and other comparable regulatory authorities for all of our drugs in clinical development. Regulatory authorities enforce these GCPs through periodic inspections of trial sponsors, principal investigators and trial sites. If we or any of our CROs or clinical investigators fail to comply with applicable GCPs, the clinical data generated in our clinical trials may be deemed unreliable and the FDA, CFDA, EMA or comparable regulatory authorities may require us to perform additional clinical trials before approving our marketing applications. We cannot assure you that upon inspection by a given regulatory authority, such regulatory authority will determine that any of our clinical trials comply with GCP regulations. In addition, our clinical trials must be conducted with product produced under cGMP regulations. Our failure to comply with these regulations may require us to repeat clinical trials, which would delay the regulatory approval process.

Our CROs have the right to terminate their agreements with us in the event of an uncured material breach. In addition, some of our CROs have an ability to terminate their respective agreements with us if it can be reasonably demonstrated that the safety of the subjects participating in our clinical trials warrants such termination, if we make a general assignment for the benefit of our creditors or if we are liquidated.

If any of our relationships with these third-party CROs terminate, we may not be able to enter into arrangements with alternative CROs or to do so on commercially reasonable terms. In addition, our CROs are not our employees, and except for remedies available to us under our agreements with such CROs, we cannot control whether or not they devote sufficient time and resources to our ongoing clinical, nonclinical and preclinical programs. If CROs do not successfully carry out their contractual duties or obligations or meet expected deadlines, if they need to be replaced or if the quality or accuracy of the clinical data they obtain is compromised due to the failure to adhere to our clinical protocols, regulatory requirements or for other reasons, our clinical trials may be extended, delayed or terminated and we may not be able to obtain regulatory approval for or successfully commercialize our drug candidates. As a result, our results of operations and the commercial prospects for our drug candidates would be harmed, our costs could increase and our ability to generate revenues could be delayed.

Switching or adding additional CROs involves additional cost and requires management time and focus. In addition, there is a natural transition period when a new CRO commences work. As a result, delays occur, which can materially influence our ability to meet our desired clinical development timelines. Though we carefully manage our relationships with our CROs, there can be no assurance that we will not encounter similar challenges or delays in the future or that these delays or challenges will not have a material adverse effect on our business, financial condition and prospects.

***We expect to rely on third parties to manufacture at least a portion of our drug candidate supplies, and we intend to rely on third parties for at least a portion of the manufacturing process of our drug candidates, if approved. Our business could be harmed if those third parties fail to provide us with sufficient quantities of product or fail to do so at acceptable quality levels or prices.***

Although we currently have a facility that may be used as our clinical-scale manufacturing and processing facility, we intend to at least partially rely on outside vendors to manufacture supplies and process our drug candidates. We have not yet caused our drug candidates to be manufactured or processed on a commercial scale and may not be able to do so for any of our drug candidates. We have limited experience in managing the manufacturing process, and our process may be more difficult or expensive than the approaches currently in use.

Although we intend to further develop our own manufacturing facilities, we also intend to use third parties as part of our manufacturing process. Our anticipated reliance on a limited number of third-party manufacturers exposes us to the following risks:

- we may be unable to identify manufacturers on acceptable terms or at all because the number of potential manufacturers is limited and the FDA, CFDA, EMA or other comparable regulatory authorities must approve any manufacturers as part of their regulatory oversight of our drug candidates. This approval would require new testing and cGMP-compliance inspections by FDA, CFDA, EMA or other comparable regulatory authorities. In addition, a new manufacturer would have to be educated in, or develop substantially equivalent processes for, production of our drugs;
- our manufacturers may have little or no experience with manufacturing our drug candidates, and therefore may require a significant amount of support from us in order to implement and maintain the infrastructure and processes required to manufacture our drug candidates;
- our third-party manufacturers might be unable to timely manufacture our drug candidates or produce the quantity and quality required to meet our clinical and commercial needs, if any;
- contract manufacturers may not be able to execute our manufacturing procedures and other logistical support requirements appropriately;

- our future contract manufacturers may not perform as agreed, may not devote sufficient resources to our drugs, or may not remain in the contract manufacturing business for the time required to supply our clinical trials or to successfully produce, store and distribute our drugs;
- manufacturers are subject to ongoing periodic unannounced inspection by the FDA and corresponding state agencies in the United States to ensure strict compliance with cGMPs and other government regulations and by other comparable regulatory authorities for corresponding non-U.S. requirements. We do not have control over third-party manufacturers' compliance with these regulations and requirements;
- we may not own, or may have to share, the intellectual property rights to any improvements made by our third-party manufacturers in the manufacturing process for our drugs;
- our third-party manufacturers could breach or terminate their agreement with us;
- raw materials and components used in the manufacturing process, particularly those for which we have no other source or supplier, may not be available or may not be suitable or acceptable for use due to material or component defects;
- our contract manufacturers and critical reagent suppliers may be subject to inclement weather, as well as natural or man-made disasters; and
- our contract manufacturers may have unacceptable or inconsistent product quality success rates and yields.

Each of these risks could delay or prevent the completion of our clinical trials or the approval of any of our drug candidates by the FDA, CFDA, EMA or other comparable regulatory authorities, result in higher costs or adversely impact commercialization of our drug candidates. In addition, we will rely on third parties to perform certain specification tests on our drug candidates prior to delivery to patients. If these tests are not appropriately done and test data are not reliable, patients could be put at risk of serious harm and the FDA, CFDA, EMA or other comparable regulatory authorities could place significant restrictions on our company until deficiencies are remedied.

The manufacture of drug and biological products is complex and requires significant expertise and capital investment, including the development of advanced manufacturing techniques and process controls.

Currently, our drug raw materials for our manufacturing activities are supplied by multiple source suppliers. We have agreements for the supply of drug materials with manufacturers or suppliers that we believe have sufficient capacity to meet our demands. In addition, we believe that adequate alternative sources for such supplies exist. However, there is a risk that, if supplies are interrupted, it would materially harm our business.

Manufacturers of drug and biological products often encounter difficulties in production, particularly in scaling up or out, validating the production process, and assuring high reliability of the manufacturing process (including the absence of contamination). These problems include logistics and shipping, difficulties with production costs and yields, quality control, including stability of the product, product testing, operator error, availability of qualified personnel, as well as compliance with strictly enforced federal, state and non-U.S. regulations. Furthermore, if contaminants are discovered in our supply of our drug candidates or in the manufacturing facilities, such manufacturing facilities may need to be closed for an extended period of time to investigate and remedy the contamination. We cannot assure you that any stability failures or other issues relating to the manufacture of our drug candidates will not occur in the future. Additionally, our manufacturers may experience manufacturing difficulties due to resource constraints or as a result of labor disputes or unstable political environments. If our manufacturers were to encounter any of these difficulties, or otherwise fail to comply with their contractual obligations, our ability to provide our drug candidate to patients in clinical trials would be

jeopardized. Any delay or interruption in the supply of clinical trial supplies could delay the completion of clinical trials, increase the costs associated with maintaining clinical trial programs and, depending upon the period of delay, require us to begin new clinical trials at additional expense or terminate clinical trials completely.

***If third-party manufacturers fail to comply with manufacturing regulations, our financial results and financial condition will be adversely affected.***

Before a third party can begin commercial manufacture of our drug candidates and potential drugs, contract manufacturers are subject to regulatory inspections of their manufacturing facilities, processes and quality systems. Due to the complexity of the processes used to manufacture drug and biological products and our drug candidates, any potential third-party manufacturer may be unable to initially pass federal, state or international regulatory inspections in a cost effective manner in order for us to obtain regulatory approval of our drug candidates. If our contract manufacturers do not pass their inspections by the FDA, CFDA, EMA or other comparable regulatory authorities, our commercial supply of drug product or substance will be significantly delayed and may result in significant additional costs, including the delay or denial of any marketing application for our drug candidates. In addition, drug and biological manufacturing facilities are continuously subject to inspection by the FDA, CFDA, EMA and other comparable regulatory authorities, before and after drug approval, and must comply with cGMPs. Our contract manufacturers may encounter difficulties in achieving quality control and quality assurance and may experience shortages in qualified personnel. In addition, contract manufacturers' failure to achieve and maintain high manufacturing standards in accordance with applicable regulatory requirements, or the incidence of manufacturing errors, could result in patient injury, product liability claims, product shortages, product recalls or withdrawals, delays or failures in product testing or delivery, cost overruns or other problems that could seriously harm our business. If a third-party manufacturer with whom we contract is unable to comply with manufacturing regulations, we may also be subject to fines, unanticipated compliance expenses, recall or seizure of our drugs, product liability claims, total or partial suspension of production and/or enforcement actions, including injunctions, and criminal or civil prosecution. These possible sanctions could materially adversely affect our financial results and financial condition.

Furthermore, changes in the manufacturing process or procedure, including a change in the location where the product is manufactured or a change of a third-party manufacturer, could require prior review by the FDA, CFDA, EMA or other comparable regulatory authorities and/or approval of the manufacturing process and procedures in accordance with the FDA, CFDA or EMA's regulations, or comparable requirements. This review may be costly and time consuming and could delay or prevent the launch of a product. The new facility will also be subject to pre-approval inspection. In addition, we have to demonstrate that the product made at the new facility is equivalent to the product made at the former facility by physical and chemical methods, which are costly and time consuming. It is also possible that the FDA, CFDA, EMA or other comparable regulatory authorities may require clinical testing as a way to prove equivalency, which would result in additional costs and delay.

***We have entered into collaborations and may form or seek collaborations or strategic alliances or enter into additional licensing arrangements in the future, and we may not realize the benefits of such alliances or licensing arrangements.***

We may form or seek strategic alliances, create joint ventures or collaborations, or enter into additional licensing arrangements with third parties that we believe will complement or augment our development and commercialization efforts with respect to our drug candidates and any future drug candidates that we may develop. Any of these relationships may require us to incur non-recurring and other charges, increase our near and long-term expenditures, issue securities that dilute our existing shareholders, or disrupt our management and business. For example, in 2013, we entered into

collaboration agreements with Merck KGaA, Darmstadt Germany pursuant to which we have agreed to license the ex-China rights of BGB-283 to Merck KGaA, Darmstadt Germany as discussed further in the section titled “Item 1—Business—Collaboration with Merck KGaA, Darmstadt Germany” in this Annual Report. In addition, we face significant competition in seeking appropriate strategic partners and the negotiation process is time-consuming and complex. Moreover, we may not be successful in our efforts to establish a strategic partnership or other alternative arrangements for our drug candidates because they may be deemed to be at too early of a stage of development for collaborative effort and third parties may not view our drug candidates as having the requisite potential to demonstrate safety and efficacy. If and when we collaborate with a third party for development and commercialization of a drug candidate, we can expect to relinquish some or all of the control over the future success of that drug candidate to the third party.

Further, collaborations involving our drug candidates are subject to numerous risks, which may include the following:

- collaborators have significant discretion in determining the efforts and resources that they will apply to a collaboration;
- collaborators may not pursue development and commercialization of our drug candidates or may elect not to continue or renew development or commercialization programs based on clinical trial results, changes in their strategic focus due to the acquisition of competitive drugs, availability of funding, or other external factors, such as a business combination that diverts resources or creates competing priorities;
- collaborators may delay clinical trials, provide insufficient funding for a clinical trial, stop a clinical trial, abandon a drug candidate, repeat or conduct new clinical trials, or require a new formulation of a drug candidate for clinical testing;
- collaborators could independently develop, or develop with third parties, drugs that compete directly or indirectly with our drugs or drug candidates;
- a collaborator with marketing and distribution rights to one or more drugs may not commit sufficient resources to their marketing and distribution;
- collaborators may not properly maintain or defend our intellectual property rights or may use our intellectual property or proprietary information in a way that gives rise to actual or threatened litigation that could jeopardize or invalidate our intellectual property or proprietary information or expose us to potential liability;
- disputes may arise between us and a collaborator that cause the delay or termination of the research, development or commercialization of our drug candidates, or that result in costly litigation or arbitration that diverts management attention and resources;
- collaborations may be terminated and, if terminated, may result in a need for additional capital to pursue further development or commercialization of the applicable drug candidates; and
- collaborators may own or co-own intellectual property covering our drugs that results from our collaborating with them, and in such cases, we would not have the exclusive right to commercialize such intellectual property.

As a result, if we enter into collaboration agreements and strategic partnerships or license our drugs, we may not be able to realize the benefit of such transactions if we are unable to successfully integrate them with our existing operations and company culture, which could delay our timelines or otherwise adversely affect our business. We also cannot be certain that, following a strategic transaction or license, we will achieve the revenue or specific net income that justifies such transaction. If we are unable to reach agreements with suitable collaborators on a timely basis, on acceptable terms, or at all,

we may have to curtail the development of a drug candidate, reduce or delay its development program or one or more of our other development programs, delay its potential commercialization or reduce the scope of any sales or marketing activities, or increase our expenditures and undertake development or commercialization activities at our own expense. If we elect to fund and undertake development or commercialization activities on our own, we may need to obtain additional expertise and additional capital, which may not be available to us on acceptable terms or at all. If we fail to enter into collaborations and do not have sufficient funds or expertise to undertake the necessary development and commercialization activities, we may not be able to further develop our drug candidates or bring them to market and generate product sales revenue, which would harm our business prospects, financial condition and results of operations.

### **Risks Related to Our Industry, Business and Operations**

*Our future success depends on our ability to retain the Chairman of our scientific advisory board and our Chief Executive Officer and other key executives and to attract, retain and motivate qualified personnel.*

We are highly dependent on Xiaodong Wang, Ph.D., our Founder, Chairman of our scientific advisory board and director; John V. Oyler, our Founder, Chief Executive Officer and Chairman of the board; and the other principal members of our management and scientific teams and scientific advisory board. Although we have formal employment agreements with each of our executive officers except for our Chief Executive Officer, these agreements do not prevent our executives from terminating their employment with us at any time. We do not maintain “key person” insurance for any of our executives or other employees. The loss of the services of any of these persons could impede the achievement of our research, development and commercialization objectives.

To induce valuable employees to remain at our company, in addition to salary and cash incentives, we have provided share option grants that vest over time. The value to employees of these equity grants that vest over time may be significantly affected by movements in the ADS price that are beyond our control, and may at any time be insufficient to counteract more lucrative offers from other companies. Although we have employment agreements with our key employees, any of our employees could leave our employment at any time, with or without notice.

Recruiting and retaining qualified scientific, clinical, manufacturing and sales and marketing personnel or consultants will also be critical to our success. In addition, we rely on consultants and advisors, including scientific and clinical advisors, to assist us in formulating our discovery and preclinical development and commercialization strategy. The loss of the services of our executive officers or other key employees and consultants could impede the achievement of our research, development and commercialization objectives and seriously harm our ability to successfully implement our business strategy.

Furthermore, replacing executive officers and key employees or consultants may be difficult and may take an extended period of time because of the limited number of individuals in our industry with the breadth of skills and experience required to successfully develop, gain regulatory approval of and commercialize products. Competition to hire from this limited pool is intense, and we may be unable to hire, train, retain or motivate these key personnel or consultants on acceptable terms given the competition among numerous pharmaceutical and biotechnology companies for similar personnel.

We also experience competition for the hiring of scientific and clinical personnel from universities and research institutions. Our consultants and advisors may be employed by employers other than us and may have commitments under consulting or advisory contracts with other entities that may limit their availability to us. If we are unable to continue to attract and retain high quality personnel, our ability to pursue our growth strategy will be limited.



***We will need to increase the size and capabilities of our organization, and we may experience difficulties in managing our growth.***

As of December 31, 2016, we had 348 employees and consultants and most of our employees are full-time. As our development and commercialization plans and strategies develop, and as we transition into operating as a public company, we must add a significant number of additional managerial, operational, sales, marketing, financial and other personnel. Future growth will impose significant added responsibilities on members of management, including:

- identifying, recruiting, integrating, maintaining, and motivating additional employees;
- managing our internal development efforts effectively, including the clinical and FDA or other comparable regulatory authority review process for our drug candidates, while complying with our contractual obligations to contractors and other third parties; and
- improving our operational, financial and management controls, reporting systems and procedures.

Our future financial performance and our ability to commercialize our drug candidates will depend, in part, on our ability to effectively manage any future growth, and our management may also have to divert a disproportionate amount of its attention away from day-to-day activities in order to devote a substantial amount of time to managing these growth activities.

We currently rely, and for the foreseeable future will continue to rely, in substantial part on certain independent organizations, advisors and consultants to provide certain services. There can be no assurance that the services of these independent organizations, advisors and consultants will continue to be available to us on a timely basis when needed, or that we can find qualified replacements. In addition, if we are unable to effectively manage our outsourced activities or if the quality or accuracy of the services provided by consultants is compromised for any reason, our clinical trials may be extended, delayed or terminated, and we may not be able to obtain regulatory approval of our drug candidates or otherwise advance our business. There can be no assurance that we will be able to manage our existing consultants or find other competent outside contractors and consultants on economically reasonable terms, if at all.

If we are not able to effectively expand our organization by hiring new employees and expanding our groups of consultants and contractors, we may not be able to successfully implement the tasks necessary to further develop and commercialize our drug candidates and, accordingly, may not achieve our research, development and commercialization goals.

***Our employees, independent contractors, consultants, commercial partners and vendors may engage in misconduct or other improper activities, including noncompliance with regulatory standards and requirements.***

We are exposed to the risk of fraud, misconduct or other illegal activity by our employees, independent contractors, consultants, commercial partners and vendors. Misconduct by these parties could include intentional, reckless and negligent conduct that fails to: comply with the laws of the FDA and other similar non-U.S. regulatory authorities; provide true, complete and accurate information to the FDA and other similar non-U.S. regulatory authorities; comply with manufacturing standards we have established; comply with healthcare fraud and abuse laws in the United States and similar non-U.S. fraudulent misconduct laws; or report financial information or data accurately or to disclose unauthorized activities to us. If we obtain FDA approval of any of our drug candidates and begin commercializing those drugs in the United States, our potential exposure under U.S. laws will increase significantly and our costs associated with compliance with such laws are also likely to increase. These laws may impact, among other things, our current activities with principal investigators and research patients, as well as future sales, marketing and education programs. In particular, the promotion, sales and marketing of healthcare items and services, as well as certain business arrangements in the

healthcare industry, are subject to extensive laws designed to prevent fraud, kickbacks, self-dealing and other abusive practices. These laws and regulations may restrict or prohibit a wide range of pricing, discounting, marketing and promotion, structuring and commission(s), certain customer incentive programs and other business arrangements generally. Activities subject to these laws also involve the improper use of information obtained in the course of patient recruitment for clinical trials, which could result in regulatory sanctions and cause serious harm to our reputation. It is not always possible to identify and deter misconduct by employees and other parties, and the precautions we take to detect and prevent this activity may not be effective in controlling unknown or unmanaged risks or losses or in protecting us from governmental investigations or other actions or lawsuits stemming from a failure to comply with these laws or regulations. If any such actions are instituted against us, and we are not successful in defending ourselves or asserting our rights, those actions could have a significant impact on our business, including the imposition of significant fines or other sanctions.

***Our disclosure controls and procedures may not prevent or detect all errors or acts of fraud.***

As a public company, we are subject to the periodic reporting requirements of the Exchange Act. Our disclosure controls and procedures are designed to reasonably assure that information required to be disclosed by us in reports we file or submit under the Exchange Act is accumulated and communicated to management, and recorded, processed, summarized and reported within the time periods specified in the rules and forms of the SEC. We believe that any disclosure controls and procedures or internal controls and procedures, no matter how well conceived and operated, can provide only reasonable, not absolute, assurance that the objectives of the control system are met.

These inherent limitations include the realities that judgments in decision-making can be faulty, and that breakdowns can occur because of simple error or mistake. Additionally, controls can be circumvented by the individual acts of some persons, by collusion of two or more people or by an unauthorized override of the controls. Accordingly, because of the inherent limitations in our control system, misstatements due to error or fraud may occur and not be detected.

***In order to satisfy our obligations as a public company, we will need to hire additional qualified accounting and financial personnel with appropriate public company experience.***

As a newly public company, we need to establish and maintain effective disclosure and financial controls and make changes in our corporate governance practices. We need to hire additional accounting and financial personnel with appropriate public company experience and technical accounting knowledge, and it may be difficult to recruit and maintain such personnel. Even if we are able to hire appropriate personnel, our existing operating expenses and operations will be impacted by the direct costs of their employment and the indirect consequences related to the diversion of management resources from product development efforts.

***If we engage in future acquisitions or strategic partnerships, this may increase our capital requirements, dilute our shareholders, cause us to incur debt or assume contingent liabilities, and subject us to other risks.***

We may evaluate various acquisitions and strategic partnerships, including licensing or acquiring complementary products, intellectual property rights, technologies or businesses. Any potential acquisition or strategic partnership may entail numerous risks, including:

- increased operating expenses and cash requirements;
- the assumption of additional indebtedness or contingent liabilities;
- the issuance of our equity securities;
- assimilation of operations, intellectual property and products of an acquired company, including difficulties associated with integrating new personnel;

- the diversion of our management’s attention from our existing product programs and initiatives in pursuing such a strategic merger or acquisition;
- retention of key employees, the loss of key personnel, and uncertainties in our ability to maintain key business relationships;
- risks and uncertainties associated with the other party to such a transaction, including the prospects of that party and their existing drugs or drug candidates and regulatory approvals; and
- our inability to generate revenue from acquired technology and/or products sufficient to meet our objectives in undertaking the acquisition or even to offset the associated acquisition and maintenance costs.

In addition, if we undertake acquisitions, we may issue dilutive securities, assume or incur debt obligations, incur large one-time expenses and acquire intangible assets that could result in significant future amortization expense. Moreover, we may not be able to locate suitable acquisition opportunities and this inability could impair our ability to grow or obtain access to technology or products that may be important to the development of our business.

***If we fail to comply with the U.S. Foreign Corrupt Practices Act or other anti-bribery laws, our reputation may be harmed and we could be subject to penalties and significant expenses that have a material adverse effect on our business, financial condition and results of operations.***

Although currently our primary operating business is in China, we are subject to the Foreign Corrupt Practices Act, or FCPA. The FCPA generally prohibits us from making improper payments to non-U.S. officials for the purpose of obtaining or retaining business. We are also subject to the anti-bribery laws of other jurisdictions, particularly China. As our business has expanded, the applicability of the FCPA and other anti-bribery laws to our operations has increased. Our procedures and controls to monitor anti-bribery compliance may fail to protect us from reckless or criminal acts committed by our employees or agents. If we, due to either our own deliberate or inadvertent acts or those of others, fail to comply with applicable anti-bribery laws, our reputation could be harmed and we could incur criminal or civil penalties, other sanctions and/or significant expenses, which could have a material adverse effect on our business, including our financial condition, results of operations, cash flows and prospects.

***Any failure to comply with applicable regulations and industry standards or obtain various licenses and permits could harm our reputation and our business, results of operations and prospects.***

A number of governmental agencies or industry regulatory bodies in the United States, and in non-U.S. jurisdictions including the PRC and European Union, impose strict rules, regulations and industry standards governing pharmaceutical and biotechnology research and development activities, which apply to us. Our failure to comply with such regulations could result in the termination of ongoing research, administrative penalties imposed by regulatory bodies or the disqualification of data for submission to regulatory authorities. This could harm our reputation, prospects for future work and operating results. For example, if we were to treat research animals inhumanely or in violation of international standards set out by the Association for Assessment and Accreditation of Laboratory Animal Care, it could revoke any such accreditation and the accuracy of our animal research data could be questioned.

***If we or our CROs fail to comply with environmental, health and safety laws and regulations, we could become subject to fines or penalties or incur costs that could have a material adverse effect on the success of our business.***

We and third parties, such as our CRO, are subject to numerous environmental, health and safety laws and regulations, including those governing laboratory procedures and the handling, use, storage, treatment and disposal of hazardous materials and wastes. Our operations involve the use of hazardous and flammable materials, including chemicals and radioactive and biological materials. Our operations also produce hazardous waste products. We generally contract with third parties for the disposal of these materials and wastes. We also store certain low level radioactive waste at our facilities until the materials can be properly disposed of. We cannot eliminate the risk of contamination or injury from these materials. In the event of contamination or injury resulting from our use of hazardous materials, we could be held liable for any resulting damages, and any liability could exceed our resources. We also could incur significant costs associated with civil or criminal fines and penalties.

Although we maintain workers' compensation insurance to cover us for costs and expenses we may incur due to injuries to our employees resulting from the use of or exposure to hazardous materials, this insurance may not provide adequate coverage against potential liabilities. We do not maintain insurance for environmental liability or toxic tort claims that may be asserted against us in connection with our storage, use or disposal of biological, hazardous or radioactive materials.

In addition, we may be required to incur substantial costs to comply with current or future environmental, health and safety laws and regulations. These current or future laws and regulations may impair our research, development or production efforts. Failure to comply with these laws and regulations also may result in substantial fines, penalties or other sanctions.

***If we face allegations of noncompliance with the law and encounter sanctions, our reputation, revenues and liquidity may suffer, and our drugs could be subject to restrictions or withdrawal from the market.***

Any government investigation of alleged violations of law could require us to expend significant time and resources in response, and could generate negative publicity. Any failure to comply with ongoing regulatory requirements may significantly and adversely affect our ability to commercialize and generate revenues from our drugs. If regulatory sanctions are applied or if regulatory approval is withdrawn, the value of our company and our operating results will be adversely affected. Additionally, if we are unable to generate revenues from our product sales, our potential for achieving profitability will be diminished and the capital necessary to fund our operations will be increased.

***Our internal computer systems, or those used by our CROs or other contractors or consultants, may fail or suffer security breaches.***

Despite the implementation of security measures, our internal computer systems and those of our future CROs and other contractors and consultants are vulnerable to damage from computer viruses and unauthorized access. Although to our knowledge we have not experienced any such material system failure or security breach to date, if such an event were to occur and cause interruptions in our operations, it could result in a material disruption of our development programs and our business operations. For example, the loss of clinical trial data from completed or future clinical trials could result in delays in our regulatory approval efforts and significantly increase our costs to recover or reproduce the data. Likewise, we partially rely on our third-party research institution collaborators for research and development of our drug candidates and other third parties for the manufacture of our drug candidates and to conduct clinical trials, and similar events relating to their computer systems could also have a material adverse effect on our business. To the extent that any disruption or security breach were to result in a loss of, or damage to, our data or applications, or inappropriate disclosure of

confidential or proprietary information, we could incur liability and the further development and commercialization of our drug candidates could be delayed.

***Business disruptions could seriously harm our future revenue and financial condition and increase our costs and expenses.***

Our operations, and those of our third-party research institution collaborators, CROs, suppliers and other contractors and consultants, could be subject to earthquakes, power shortages, telecommunications failures, water shortages, floods, hurricanes, typhoons, fires, extreme weather conditions, medical epidemics and other natural or man-made disasters or business interruptions, for which we are predominantly self-insured. In addition, we partially rely on our third-party research institution collaborators for conducting research and development of our drug candidates, and they may be affected by government shutdowns or withdrawn funding. The occurrence of any of these business disruptions could seriously harm our operations and financial condition and increase our costs and expenses. We partially rely on third-party manufacturers to produce and process our drug candidates. Our ability to obtain clinical supplies of our drug candidates could be disrupted if the operations of these suppliers are affected by a man-made or natural disaster or other business interruption. A large portion of our operations is located in a single facility in Changping, Beijing, PRC. Damage or extended periods of interruption to our corporate, development or research facilities due to fire, natural disaster, power loss, communications failure, unauthorized entry or other events could cause us to cease or delay development of some or all of our drug candidates. Although we maintain property damage and business interruption insurance coverage on these facilities, our insurance might not cover all losses under such circumstances and our business may be seriously harmed by such delays and interruption.

***If product liability lawsuits are brought against us, we may incur substantial liabilities and may be required to limit commercialization of our drug candidates.***

We face an inherent risk of product liability as a result of the clinical testing of our drug candidates and will face an even greater risk if we commercialize any drugs. For example, we may be sued if our drug candidates cause or are perceived to cause injury or are found to be otherwise unsuitable during clinical testing, manufacturing, marketing or sale. Any such product liability claims may include allegations of defects in manufacturing, defects in design, a failure to warn of dangers inherent in the drug, negligence, strict liability or a breach of warranties. Claims could also be asserted under state consumer protection acts. If we cannot successfully defend ourselves against product liability claims, we may incur substantial liabilities or be required to limit commercialization of our drug candidates. Even successful defense would require significant financial and management resources. Regardless of the merits or eventual outcome, liability claims may result in:

- decreased demand for our drugs;
- injury to our reputation;
- withdrawal of clinical trial participants and inability to continue clinical trials;
- initiation of investigations by regulators;
- costs to defend the related litigation;
- a diversion of management's time and our resources;
- substantial monetary awards to trial participants or patients;
- product recalls, withdrawals or labeling, marketing or promotional restrictions;
- loss of revenue;

- exhaustion of any available insurance and our capital resources;
- the inability to commercialize any drug candidate; and
- a decline in the ADS price.

Our inability to obtain sufficient product liability insurance at an acceptable cost to protect against potential product liability claims could prevent or inhibit the commercialization of drugs we develop, alone or with collaborators. Although we currently hold \$10 million in product liability coverage in the aggregate, the amount of such insurance coverage may not be adequate, we may be unable to maintain such insurance at a reasonable cost or in an amount adequate to satisfy any liability that may arise, or we may not be able to obtain additional or replacement insurance at a reasonable cost, if at all. We intend to expand our insurance coverage for products to include the sale of commercial products if we obtain marketing approval for our product candidates in development, but we may be unable to obtain commercially reasonable product liability insurance for any products approved for marketing. Our insurance policies may also have various exclusions, and we may be subject to a product liability claim for which we have no coverage. We may have to pay any amounts awarded by a court or negotiated in a settlement that exceed our coverage limitations or that are not covered by our insurance, and we may not have, or be able to obtain, sufficient capital to pay such amounts. Even if our agreements with any future corporate collaborators entitle us to indemnification against losses, such indemnification may not be available or adequate should any claim arise.

***We have limited insurance coverage, and any claims beyond our insurance coverage may result in our incurring substantial costs and a diversion of resources.***

We maintain property insurance policies covering physical damage to, or loss of, our buildings and their improvements, equipment, office furniture and inventory. We hold employer's liability insurance generally covering death or work-related injury of employees. We hold public liability insurance covering certain incidents involving third parties that occur on or in the premises of the company. We hold directors and officers liability insurance. We do not maintain key-man life insurance on any of our senior management or key personnel, or business interruption insurance. Our insurance coverage may be insufficient to cover any claim for product liability, damage to our fixed assets or employee injuries. Any liability or damage to, or caused by, our facilities or our personnel beyond our insurance coverage may result in our incurring substantial costs and a diversion of resources.

***We may market our drugs, if approved, globally, and we will be subject to the risks of doing business outside of the United States.***

Because we intend to market drugs, if approved, globally, our business is subject to risks associated with doing business globally. Accordingly, our business and financial results in the future could be adversely affected due to a variety of factors, including:

- efforts to develop an international sales, marketing and distribution organization may increase our expenses, divert our management's attention from the acquisition or development of drug candidates or cause us to forgo profitable licensing opportunities in these geographies;
- changes in a specific country's or region's political and cultural climate or economic condition;
- unexpected changes in laws and regulatory requirements in local jurisdictions;
- difficulty of effective enforcement of contractual provisions in local jurisdictions;
- inadequate intellectual property protection in certain countries;

- trade-protection measures, import or export licensing requirements such as Export Administration Regulations promulgated by the United States Department of Commerce and fines, penalties or suspension or revocation of export privileges;
- the effects of applicable local tax regimes and potentially adverse tax consequences; and
- significant adverse changes in local currency exchange rates.

***Our business, financial condition and results of operations may be adversely affected by the downturn in the global economy.***

The global financial markets experienced significant disruptions in 2008 and the United States, Europe and other economies went into recession. The recovery from the lows of 2008 and 2009 was uneven and it is facing new challenges, including the escalation of the European sovereign debt crisis since 2011 and the United Kingdom's decision to withdraw from the European Union. It is unclear whether the European sovereign debt crisis will be contained and what effects it and the United Kingdom's decision to withdraw from the European Union may have. There is considerable uncertainty over the long-term effects of the expansionary monetary and fiscal policies that have been adopted by the central banks and financial authorities of some of the world's leading economies, including China's. Economic conditions in United States and China are sensitive to global economic conditions. Although we are uncertain about the extent to which the global financial market disruption and slowdown of the U.S. or Chinese economy may impact our business in the long term, there is a risk that our business, results of operations and prospects would be materially and adversely affected by the global economic downturn and the slowdown of the U.S. or Chinese economy.

***Recent developments relating to the United Kingdom's referendum vote in favor of withdrawal from the European Union could adversely affect us.***

The United Kingdom held a referendum on June 23, 2016 in which a majority voted for the United Kingdom's withdrawal from the European Union (referred to as "Brexit"). As a result of this vote, negotiations are expected to commence to determine the terms of the United Kingdom's withdrawal from the European Union as well as its relationship with the European Union going forward, including the terms of trade between the United Kingdom and the European Union. The effects of Brexit have been and are expected to continue to be far-reaching. Brexit and the perceptions as to its impact may adversely affect business activity and economic conditions in Europe and globally and could continue to contribute to instability in global financial and foreign exchange markets. Brexit could also have the effect of disrupting the free movement of goods, services and people between the United Kingdom and the European Union; however, the full effects of Brexit are uncertain and will depend on any agreements the United Kingdom may make to retain access to European Union markets.

In addition, we expect that Brexit could lead to legal uncertainty and potentially divergent national laws and regulations as the United Kingdom determines which European Union laws to replicate or replace. If the United Kingdom were to significantly alter its regulations affecting the pharmaceutical industry, we could face significant new costs. It may also be time-consuming and expensive for us to alter our internal operations in order to comply with new regulations. Altered regulations could also add time and expense to the process by which our product candidates receive regulatory approval in the United Kingdom and European Union. Similarly, it is unclear at this time what Brexit's impact will have on our intellectual property rights and the process for obtaining, maintaining and defending such rights. It is possible that certain intellectual property rights, such as trademarks, granted by the European Union will cease being enforceable in the United Kingdom absent special arrangements to the contrary, and we are required to refile our trademarks and other intellectual property applications domestically in the United Kingdom. With regard to existing patent rights, the effect of Brexit should

be minimal considering enforceable patent rights are specific to the United Kingdom, whether arising out of the European Patent Office or directly through the United Kingdom patent office.

Lastly, as a result of Brexit, other European countries may seek to conduct referenda with respect to their continuing membership in the European Union. Given these possibilities and others we may not anticipate, as well as the lack of comparable precedent, the full extent to which our business, results of operations and financial condition could be adversely affected by Brexit is uncertain.

***We manufacture and intend to continue to manufacture at least a portion of our drug candidates ourselves. Delays in completing and receiving regulatory approvals for our manufacturing facility could delay our development plans and thereby limit our revenues and growth.***

We currently lease an approximately 140 square meter manufacturing facility in Beijing, PRC, which produces and supplies preclinical and clinical trial materials for some of our small molecule drug candidates. In addition, to increase our manufacturing capabilities, we lease an approximately 11,000 square meter space and are building a manufacturing facility in Suzhou, China, where we intend to produce drug candidates for clinical or, in the future, commercial use. This facility consists of one oral-solid-dosage production line for small molecule drug products and one pilot plant for monoclonal antibody drug substances. This new manufacturing facility is expected to be completed in 2017. This project may encounter unanticipated delays and cost more than expected due to a number of factors, including regulatory requirements. If construction or regulatory approval of our new facility is delayed, we may not be able to manufacture sufficient quantities of our drug candidates, which would limit our development activities and our opportunities for growth. Suzhou Industrial Park Biotech Development Co., Ltd. and China Construction Bank have agreed to lend us RMB 120 million for the construction of the Suzhou manufacturing facility and the procurement of equipment. Cost overruns associated with constructing our Suzhou facility could require us to raise additional funds from other sources.

In addition to the similar manufacturing risks described in “—Risks Related to Our Reliance on Third Parties,” our manufacturing facilities will be subject to ongoing, periodic inspection by the FDA, CFDA, EMA or other comparable regulatory agencies to ensure compliance with cGMP. Our failure to follow and document our adherence to such cGMP regulations or other regulatory requirements may lead to significant delays in the availability of products for clinical or, in the future, commercial use, may result in the termination of or a hold on a clinical trial, or may delay or prevent filing or approval of marketing applications for our drugs. We also may encounter problems with the following:

- achieving adequate or clinical-grade materials that meet FDA, CFDA, EMA or other comparable regulatory agency standards or specifications with consistent and acceptable production yield and costs;
- shortages of qualified personnel, raw materials or key contractors; and
- ongoing compliance with cGMP regulations and other requirements of the FDA, CFDA, EMA or other comparable regulatory agencies.

Failure to comply with applicable regulations could also result in sanctions being imposed on us, including fines, injunctions, civil penalties, a requirement to suspend or put on hold one or more of our clinical trials, failure of regulatory authorities to grant marketing approval of our drug candidates, delays, suspension or withdrawal of approvals, license revocation, seizures or recalls of drug candidates, operating restrictions and criminal prosecutions, any of which could harm our business.

Developing advanced manufacturing techniques and process controls is required to fully utilize our facilities. Advances in manufacturing techniques may render our facilities and equipment inadequate or obsolete.



To produce our drugs in the quantities that we believe will be required to meet anticipated market demand of any of our drug candidates if approved, we will need to increase, or “scale up,” the production process by a significant factor over the initial level of production. If we are unable to do so, are delayed, or if the cost of this scale up is not economically feasible for us or we cannot find a third-party supplier, we may not be able to produce our drugs in a sufficient quantity to meet future demand.

***If our manufacturing facilities, including our Suzhou manufacturing facility once completed, are damaged or destroyed or production at such facilities is otherwise interrupted, our business and prospects would be negatively affected.***

In addition to the similar manufacturing risks described in “—Risks Related to Our Reliance on Third Parties,” if our manufacturing facilities or the equipment in them is damaged or destroyed, we may not be able to quickly or inexpensively replace our manufacturing capacity or replace it at all. In the event of a temporary or protracted loss of the facilities or equipment, we might not be able to transfer manufacturing to a third party. Even if we could transfer manufacturing to a third party, the shift would likely be expensive and time-consuming, particularly since the new facility would need to comply with the necessary regulatory requirements and we would need FDA, CFDA, EMA or and other comparable regulatory agency approval before selling any drugs manufactured at that facility. Such an event could delay our clinical trials or reduce our product sales if and when we are able to successfully commercialize one or more of our drug candidates.

Any interruption in manufacturing operations at our manufacturing facilities could result in our inability to satisfy the demands of our clinical trials or commercialization. A number of factors could cause interruptions, including:

- equipment malfunctions or failures;
- technology malfunctions;
- work stoppages;
- damage to or destruction of either facility due to natural disasters;
- regional power shortages;
- product tampering; or
- terrorist activities.

Any disruption that impedes our ability to manufacture our drug candidates in a timely manner could materially harm our business, financial condition and operating results.

Currently, we maintain insurance coverage against damage to our property and equipment in the amount of up to RMB 100 million. However, our insurance coverage may not reimburse us, or may not be sufficient to reimburse us, for any expenses or losses we may suffer. We may be unable to meet our requirements for our drug candidates if there were a catastrophic event or failure of our manufacturing facilities or processes.

### **Risks Related to Our Doing Business in the PRC**

***The pharmaceutical industry in China is highly regulated and such regulations are subject to change which may affect approval and commercialization of our drugs.***

Our research operations and manufacturing facilities are in China, which we believe confers clinical, commercial and regulatory advantages. The pharmaceutical industry in China is subject to comprehensive government regulation and supervision, encompassing the approval, registration,

manufacturing, packaging, licensing and marketing of new drugs. See “Item 1—Business—Regulatory Framework and Structural Advantages of Being a China-Based Research and Development Organization” for a discussion of regulatory requirements that are applicable to our current and planned business activities in China. In recent years, the regulatory framework in China regarding the pharmaceutical industry has undergone significant changes, and we expect that it will continue to undergo significant changes. Any such changes or amendments may result in increased compliance costs on our business or cause delays in or prevent the successful development or commercialization of our drug candidates in China and reduce the current benefits we believe are available to us from developing and manufacturing drugs in China. Chinese authorities have become increasingly vigilant in enforcing laws in the pharmaceutical industry and any failure by us or our partners to maintain compliance with applicable laws and regulations or obtain and maintain required licenses and permits may result in the suspension or termination of our business activities in China. We believe our strategy and approach is aligned with the Chinese government’s policies, but we cannot ensure that our strategy and approach will continue to be aligned.

***Changes in the political and economic policies of the PRC government may materially and adversely affect our business, financial condition and results of operations and may result in our inability to sustain our growth and expansion strategies.***

A significant portion of our operations are in the PRC. Accordingly, our financial condition and results of operations are affected to a large extent by economic, political and legal developments in the PRC.

The PRC economy differs from the economies of most developed countries in many respects, including the extent of government involvement, level of development, growth rate, control of foreign exchange and allocation of resources. Although the PRC government has implemented measures emphasizing the utilization of market forces for economic reform, the reduction of state ownership of productive assets, and the establishment of improved corporate governance in business enterprises, a substantial portion of productive assets in China is still owned by the government. In addition, the PRC government continues to play a significant role in regulating industry development by imposing industrial policies. The PRC government also exercises significant control over China’s economic growth by allocating resources, controlling payment of foreign currency-denominated obligations, setting monetary policy, regulating financial services and institutions and providing preferential treatment to particular industries or companies.

While the PRC economy has experienced significant growth in the past three decades, growth has been uneven, both geographically and among various sectors of the economy. The PRC government has implemented various measures to encourage economic growth and guide the allocation of resources. Some of these measures may benefit the overall PRC economy, but may also have a negative effect on us. Our financial condition and results of operation could be materially and adversely affected by government control over capital investments or changes in tax regulations that are applicable to us and consequently have a material adverse effect on our businesses, financial condition and results of operations.

***There are uncertainties regarding the interpretation and enforcement of PRC laws, rules and regulations.***

A large portion of our operations are conducted in the PRC through our PRC subsidiaries, and are governed by PRC laws, rules and regulations. Our PRC subsidiaries are subject to laws, rules and regulations applicable to foreign investment in China. The PRC legal system is a civil law system based on written statutes. Unlike the common law system, prior court decisions may be cited for reference but have limited precedential value.

In 1979, the PRC government began to promulgate a comprehensive system of laws, rules and regulations governing economic matters in general. The overall effect of legislation over the past three decades has significantly enhanced the protections afforded to various forms of foreign investment in China. However, China has not developed a fully integrated legal system, and recently enacted laws, rules and regulations may not sufficiently cover all aspects of economic activities in China or may be subject to significant degrees of interpretation by PRC regulatory agencies. In particular, because these laws, rules and regulations are relatively new, and because of the limited number of published decisions and the nonbinding nature of such decisions, and because the laws, rules and regulations often give the relevant regulator significant discretion in how to enforce them, the interpretation and enforcement of these laws, rules and regulations involve uncertainties and can be inconsistent and unpredictable. In addition, the PRC legal system is based in part on government policies and internal rules, some of which are not published on a timely basis or at all, and which may have a retroactive effect. As a result, we may not be aware of our violation of these policies and rules until after the occurrence of the violation.

Any administrative and court proceedings in China may be protracted, resulting in substantial costs and diversion of resources and management attention. Since PRC administrative and court authorities have significant discretion in interpreting and implementing statutory and contractual terms, it may be more difficult to evaluate the outcome of administrative and court proceedings and the level of legal protection we enjoy than in more developed legal systems. These uncertainties may impede our ability to enforce the contracts we have entered into and could materially and adversely affect our business, financial condition and results of operations.

***Substantial uncertainties exist with respect to the enactment timetable, the final version, interpretation and implementation of draft PRC Foreign Investment Law and how it may impact the viability of our current corporate governance.***

The Ministry of Commerce published a discussion draft of the proposed Foreign Investment Law in January 2015 aiming to, upon its enactment, replace the trio of existing laws regulating foreign investment in China, namely, the Sino-foreign Equity Joint Venture Enterprise Law, the Sino-foreign Cooperative Joint Venture Enterprise Law and the Wholly Foreign-invested Enterprise Law, together with their implementation rules and ancillary regulations. The draft Foreign Investment Law embodies an expected PRC regulatory trend to rationalize its foreign investment regulatory regime in line with prevailing international practice and the legislative efforts to unify the corporate legal requirements for both foreign and domestic investments. The Ministry of Commerce has solicited comments on this draft and substantial uncertainties exist with respect to its enactment timetable, the final version, interpretation and implementation. The draft Foreign Investment Law, if enacted as proposed, may materially impact the viability of our current corporate governance if we, in the future, have PRC shareholders.

Among other things, the draft Foreign Investment Law expands the definition of foreign investment and introduces the principle of “actual control” in determining whether a company is considered a foreign-invested enterprise, or an FIE. The draft Foreign Investment Law specifically provides that entities established in China but “controlled” by foreign investors will be treated as FIEs, whereas an entity set up in a foreign jurisdiction would nonetheless be, upon market entry clearance by the Ministry of Commerce or its local counterparts, treated as a PRC domestic investor provided that the entity is “controlled” by PRC entities and/or citizens. In this connection, “control” is broadly defined in the draft law to cover the following summarized categories: (1) holding 50% of more of the shares, equity or voting rights of the subject entity; (2) holding less than 50% of the voting rights of the subject entity but having the power to secure at least 50% of the seats on the board or other equivalent decision making bodies, or having the voting power to exert material influence on the board, the shareholders’ meeting or other equivalent decision making bodies; or (3) having the power to exert

decisive influence, via contractual or trust arrangements, over the subject entity's operations, financial matters or other key aspects of business operations. Once an entity is determined to be an FIE, it will be subject to the foreign investment restrictions or prohibitions, if the FIE is engaged in the industry listed in the "negative list" which will be separately issued by the Chinese State Council later. Unless the underlying business of the FIE falls within the negative list, which calls for market entry clearance by the Ministry of Commerce or its local counterparts, prior approval from the government authorities as mandated by the existing foreign investment legal regime would no longer be required for establishment of the FIE.

The draft Foreign Investment Law, if enacted as proposed, may also materially impact our corporate governance practice and increase our compliance costs. For instance, the draft Foreign Investment Law imposes stringent ad hoc and periodic information reporting requirements on foreign investors and the applicable FIEs. Aside from investment implementation report and investment amendment report that are required at each investment and alteration of investment specifics, an annual report is mandatory, and large foreign investors meeting certain criteria are required to report on a quarterly basis. Any company found to be non-compliant with these information reporting obligations may potentially be subject to fines and/or administrative or criminal liabilities, and the persons directly responsible may be subject to criminal liabilities.

***PRC regulations relating to investments in offshore companies by PRC residents may subject our future PRC-resident beneficial owners or our PRC subsidiaries to liability or penalties, limit our ability to inject capital into our PRC subsidiaries or limit our PRC subsidiaries' ability to increase their registered capital or distribute profits.***

SAFE promulgated the Circular on Relevant Issues Concerning Foreign Exchange Control on Domestic Residents' Offshore Investment and Financing and Roundtrip Investment through Special Purpose Vehicles, or SAFE Circular 37, on July 4, 2014, which replaced the former circular commonly known as "SAFE Circular 75" promulgated by SAFE on October 21, 2005. SAFE Circular 37 requires PRC residents to register with local branches of SAFE in connection with their direct establishment or indirect control of an offshore entity, for the purpose of overseas investment and financing, with such PRC residents' legally owned assets or equity interests in domestic enterprises or offshore assets or interests, referred to in SAFE Circular 37 as a "special purpose vehicle." SAFE Circular 37 further requires amendment to the registration in the event of any significant changes with respect to the special purpose vehicle, such as increase or decrease of capital contributed by PRC individuals, share transfer or exchange, merger, division or other material event. In the event that a PRC shareholder holding interests in a special purpose vehicle fails to fulfill the required SAFE registration, the PRC subsidiaries of that special purpose vehicle may be prohibited from making profit distributions to the offshore parent and from carrying out subsequent cross-border foreign exchange activities, and the special purpose vehicle may be restricted in its ability to contribute additional capital into its PRC subsidiary. Moreover, failure to comply with the various SAFE registration requirements described above could result in liability under PRC law for evasion of foreign exchange controls.

We believe that four of our shareholders, each of whom owns our ordinary shares as a result of exercising share options, are PRC residents under SAFE Circular 37. These four shareholders have undertaken to (i) apply to register with local SAFE branch or its delegated commercial bank as soon as possible after exercising their options, and (ii) indemnify and hold harmless us and our subsidiaries against any loss suffered arising from their failure to complete the registration. We do not have control over the four shareholders and our other beneficial owners and cannot assure you that all of our PRC-resident beneficial owners have complied with, and will in the future comply with, SAFE Circular 37 and subsequent implementation rules. The failure of PRC-resident beneficial owners to register or amend their SAFE registrations in a timely manner pursuant to SAFE Circular 37 and subsequent implementation rules, or the failure of future PRC-resident beneficial owners of our

company to comply with the registration procedures set forth in SAFE Circular 37 and subsequent implementation rules, may subject such beneficial owners or our PRC subsidiaries to fines and legal sanctions. Furthermore, SAFE Circular 37 is unclear how this regulation, and any future regulation concerning offshore or cross-border transactions, will be interpreted, amended and implemented by the relevant PRC government authorities, and we cannot predict how these regulations will affect our business operations or future strategy. Failure to register or comply with relevant requirements may also limit our ability to contribute additional capital to our PRC subsidiaries and limit our PRC subsidiaries' ability to distribute dividends to us. These risks could in the future have a material adverse effect on our business, financial condition and results of operations.

***Any failure to comply with PRC regulations regarding our employee equity incentive plans may subject the PRC plan participants or us to fines and other legal or administrative sanctions.***

We and our directors, executive officers and other employees who are PRC residents have participated in our employee equity incentive plans. Upon completion of our initial public offering, we became an overseas listed company. Pursuant to SAFE Circular 37, PRC residents who participate in share incentive plans in overseas non-publicly-listed companies may submit applications to SAFE or its local branches for the foreign exchange registration with respect to offshore special purpose companies. Our directors, executive officers and other employees who are PRC citizens or who have resided in the PRC for a continuous period of not less than one year and who have been granted restricted shares or options may follow SAFE Circular 37 to apply for the foreign exchange registration before our company became an overseas listed company. However, in practice, different local SAFE branches may have different views and procedures on the application and implementation of SAFE regulations, and there remains uncertainty with respect to its implementation. If we or our directors, executive officers or other employees who are PRC citizens or who have resided in the PRC for a continuous period of not less than one year and who have been granted restricted shares or options, including but not limited to the four shareholders referred to above, fail to register the employee equity incentive plans or their exercise of options, we and such employees may be subject to (i) legal or administrative sanctions imposed by the SAFE or other PRC authorities, including fines; (ii) to restrictions on our cross-border investment activities; (iii) to limits on the ability of our wholly owned subsidiaries in China to distribute dividends or the proceeds from any reduction in capital, share transfer or liquidation to us; and (iv) to prohibitions on our ability to inject additional capital into these subsidiaries. Moreover, failure to comply with the various foreign exchange registration requirements described above could result in liability under PRC law for circumventing applicable foreign exchange restrictions. As a result, our business operations and our ability to distribute profits to you could be materially and adversely affected. Upon completion of our initial public offering, we became an overseas listed company, and therefore, we and our directors, executive officers and other employees who are PRC citizens or who have resided in the PRC for a continuous period of not less than one year and who have been granted restricted shares or options are subject to the Notice on Issues Concerning the Foreign Exchange Administration for Domestic Individuals Participating in Stock Incentive Plan of Overseas Publicly Listed Company, issued by SAFE in February 2012, according to which, employees, directors, supervisors and other management members participating in any share incentive plan of an overseas publicly listed company who are PRC citizens or who are non-PRC citizens residing in China for a continuous period of not less than one year, subject to limited exceptions, are required to register with SAFE through a domestic qualified agent, which could be a PRC subsidiary of such overseas listed company, and complete certain other procedures. Failure to complete the SAFE registrations may subject them to fines and legal sanctions and may also limit our ability to make payments under our equity incentive plans or receive dividends or sales proceeds related thereto, or our ability to contribute additional capital into our wholly-foreign owned enterprises in China and limit our wholly-foreign owned enterprises' ability to distribute dividends to us. We also face regulatory uncertainties that could

restrict our ability to adopt additional equity incentive plans for our directors and employees under PRC law.

In addition, the SAT has issued circulars concerning employee share options or restricted shares. Under these circulars, employees working in the PRC who exercise share options, or whose restricted shares vest, will be subject to PRC individual income tax. The PRC subsidiaries of an overseas listed company have obligations to file documents related to employee share options or restricted shares with relevant tax authorities and to withhold individual income taxes of those employees related to their share options or restricted shares. If the employees fail to pay, or the PRC subsidiaries fail to withhold applicable income taxes, the PRC subsidiaries may face sanctions imposed by the tax authorities or other PRC government authorities.

***In the future, we may rely to some extent on dividends and other distributions on equity from our principal operating subsidiaries to fund offshore cash and financing requirements.***

We are a holding company, incorporated in the Cayman Islands, and may in the future rely to some extent on dividends and other distributions on equity from our principal operating subsidiaries for our offshore cash and financing requirements, including the funds necessary to pay dividends and other cash distributions to our shareholders, fund inter-company loans, service any debt we may incur outside China and pay our expenses. The laws, rules and regulations applicable to our PRC subsidiaries and certain other subsidiaries permit payments of dividends only out of their retained earnings, if any, determined in accordance with applicable accounting standards and regulations.

Under PRC laws, rules and regulations, each of our subsidiaries incorporated in China is required to set aside a portion of its net income each year to fund certain statutory reserves. These reserves, together with the registered equity, are not distributable as cash dividends. As a result of these laws, rules and regulations, our subsidiaries incorporated in China are restricted in their ability to transfer a portion of their respective net assets to their shareholders as dividends. In addition, registered share capital and capital reserve accounts are also restricted from withdrawal in the PRC, up to the amount of net assets held in each operating subsidiary. As of December 31, 2016, these restricted assets totaled RMB69.1 million (\$10.0 million).

The Enterprise Income Tax Law, or the EIT Law and its implementation rules, both of which became effective on January 1, 2008, provide that China-sourced income of foreign enterprises, such as dividends paid by a PRC subsidiary to its equity holders that are non-PRC resident enterprises, will normally be subject to PRC withholding tax at a rate of 10%, unless any such foreign investor's jurisdiction of incorporation has a tax treaty with China that provides for a different withholding arrangement. As a result, dividends paid to us by our PRC subsidiaries are expected to be subject to PRC withholding tax at a rate of 10%.

Pursuant to the Arrangement between Mainland China and Hong Kong Special Administrative Region for the Avoidance of Double Taxation and Prevention of Fiscal Evasion with respect to Taxes on Income, or the "Hong Kong Tax Treaty," BeiGene (Hong Kong) Co., Limited, the shareholder of our PRC subsidiaries, may be subject to a withholding tax at a rate of 5% on dividends received from our PRC operating subsidiaries as a Hong Kong tax resident. Pursuant to the Hong Kong Tax Treaty, subject to certain conditions, this reduced withholding tax rate will be available for dividends from PRC entities provided that the recipient can demonstrate it is a Hong Kong tax resident and it is the beneficial owner of the dividends. BeiGene (Hong Kong) Co., Limited currently does not hold a Hong Kong tax resident certificate from the Inland Revenue Department of Hong Kong and there is no assurance that the reduced withholding tax rate will be available.

Furthermore, if our subsidiaries in China incur debt on their own behalf in the future, the instruments governing the debt may restrict their ability to pay dividends or make other payments to us. Any limitation on the ability of our subsidiaries to distribute dividends or other payments to us in

the future could materially and adversely limit our ability to make investments or acquisitions that could be beneficial to our businesses, pay dividends, or otherwise fund and conduct our business.

***We may be treated as a resident enterprise for PRC tax purposes under the EIT Law and be subject to PRC tax on our worldwide taxable income at a rate of 25%.***

Under the EIT Law an enterprise established outside China with “de facto management bodies” within China is considered a “resident enterprise,” meaning that it is treated in a manner similar to a Chinese enterprise for PRC enterprise income tax, or EIT, purposes. The implementing rules of the EIT Law define “de facto management bodies” as “management bodies that exercise substantial and overall management and control over the production and operations, personnel, accounting, and properties” of the enterprise. In addition, the Notice Regarding the Determination of Chinese-Controlled Offshore Incorporated Enterprises as PRC Tax Resident Enterprises on the Basis of De Facto Management Bodies, or Circular 82, specifies that certain Chinese-controlled offshore incorporated enterprises, defined as enterprises incorporated under the laws of foreign countries or territories and that have PRC enterprises or enterprise groups as their primary controlling shareholders, will be classified as resident enterprises if all of the following are located or resident in China: (i) senior management personnel and departments that are responsible for daily production, operation and management; (ii) financial and personnel decision-making bodies; (iii) key properties, accounting books, company seal, and minutes of board meetings and shareholders’ meetings; and (iv) half or more of senior management or directors having voting rights. On July 27, 2011, the SAT issued Administrative Measures of Enterprise Income Tax of Chinese-Controlled Offshore Incorporated Resident Enterprises (Trial), or Bulletin 45, which became effective on September 1, 2011 and was most recently amended on October 1, 2016, to provide further guidance on the implementation of Circular 82. Bulletin 45 clarifies certain issues related to determining PRC resident enterprise status, including which competent tax authorities are responsible for determining offshore incorporated PRC resident enterprise status, as well as post-determination administration. In 2014, the SAT, released the Announcement of the SAT on Issues Concerning the Recognition of Chinese-Controlled Enterprises Incorporated Overseas as Resident Enterprises on the Basis of Their Actual Management Bodies and supplemented some provisions on the administrative procedures for the recognition of resident enterprise, while the standards used to classify resident enterprises in Circular 82 remain unchanged.

Although BeiGene, Ltd. does not have a PRC enterprise or enterprise group as our primary controlling shareholder and is therefore not a Chinese-controlled offshore incorporated enterprise within the meaning of Circular 82, in the absence of guidance specifically applicable to us, we have applied the guidance set forth in Circular 82 to evaluate the tax residence status of BeiGene, Ltd. and its subsidiaries organized outside the PRC.

We are not aware of any offshore holding company with a corporate structure similar to ours that has been deemed a PRC “resident enterprise” by the PRC tax authorities. Accordingly, we do not believe our company or any of our overseas subsidiaries should be treated as a PRC resident enterprise.

If the PRC tax authorities determine that our Cayman Islands holding company is a resident enterprise for PRC EIT purposes, a number of unfavorable PRC tax consequences could follow and we may be subject to EIT at a rate of 25% on our worldwide taxable income, as well as to PRC EIT reporting obligations. In that case, it is possible that dividends paid to us by our PRC subsidiaries will not be subject to PRC withholding tax.

***Dividends payable to our foreign investors may be subject to PRC withholding tax and gains on the sale of the ADSs or ordinary shares by our foreign investors may be subject to PRC tax.***

If we are deemed a PRC resident enterprise as described under “—We may be treated as a resident enterprise for PRC tax purposes under the EIT Law and be subject to PRC tax on our worldwide taxable income at a rate of 25%,” dividends paid on our ordinary shares or ADSs, and any gain realized from the transfer of our ordinary shares or ADSs, may be treated as income derived from sources within the PRC. As a result, dividends paid to non-PRC resident enterprise ADS holders or shareholders may be subject to PRC withholding tax at a rate of 10% (or 20% in the case of non-PRC individual ADS holders or shareholders) and gains realized by non-PRC resident enterprises ADS holders or shareholders from the transfer of our ordinary shares or ADSs may be subject to PRC tax at a rate of 10% (or 20% in the case of non-PRC individual ADS holders or shareholders). It is unclear whether if we or any of our subsidiaries established outside China are considered a PRC resident enterprise, holders of the ADSs or ordinary shares would be able to claim the benefit of income tax treaties or agreements entered into between China and other countries or areas. If dividends payable to our non-PRC investors, or gains from the transfer of the ADSs or ordinary shares by such investors are subject to PRC tax, the value of your investment in the ADSs or ordinary shares may decline significantly.

***We and our shareholders face uncertainties with respect to indirect transfers of equity interests in PRC resident enterprises or other assets attributed to a PRC establishment of a non-PRC company, or other assets attributable to a PRC establishment of a non-PRC company.***

On February 3, 2015, the SAT issued the Bulletin on Issues of Enterprise Income Tax and Indirect Transfers of Assets by Non-PRC Resident Enterprises, or Bulletin 7, which replaced or supplemented certain previous rules under the Notice on Strengthening Administration of Enterprise Income Tax for Share Transfers by Non-PRC Resident Enterprises, or Circular 698, issued by the SAT, on December 10, 2009. Pursuant to this Bulletin, an “indirect transfer” of “PRC taxable assets,” including equity interests in a PRC resident enterprise, by non-PRC resident enterprises may be recharacterized and treated as a direct transfer of PRC taxable assets, if such arrangement does not have a reasonable commercial purpose and was established for the purpose of avoiding payment of PRC enterprise income tax. As a result, gains derived from such indirect transfer may be subject to PRC enterprise income tax. When determining whether there is a “reasonable commercial purpose” of the transaction arrangement, factors to be taken into consideration include: whether the main value of the equity interest of the relevant offshore enterprise derives from PRC taxable assets; whether the assets of the relevant offshore enterprise mainly consists of direct or indirect investment in China or if its income mainly derives from China; whether the offshore enterprise and its subsidiaries directly or indirectly holding PRC taxable assets have real commercial nature which is evidenced by their actual function and risk exposure; the duration of existence of the business model and organizational structure; the replicability of the transaction by direct transfer of PRC taxable assets; and the tax situation of such indirect transfer and applicable tax treaties or similar arrangements. In respect of an indirect offshore transfer of assets of a PRC establishment, the resulting gain is to be reported on with the enterprise income tax filing of the PRC establishment or place of business being transferred, and would consequently be subject to PRC enterprise income tax at a rate of 25%. Where the underlying transfer relates to equity investments in a PRC resident enterprise, which is not related to a PRC establishment or place of business of a non-resident enterprise, a PRC enterprise income tax at the rate of 10% would apply, subject to available preferential tax treatment under applicable tax treaties or similar arrangements. Late payment of applicable tax will subject the transferor to default interest. Gains derived from the sale of shares by investors through a public stock exchange are not subject to the PRC enterprise income tax pursuant to Bulletin 7 where such shares were acquired in a transaction through a public stock exchange. As such, the sale of the ADSs or ordinary shares on a public stock exchange will not be subject to PRC enterprise income tax pursuant to Bulletin 7. However, the sale of our



ordinary shares or ADSs by a non-PRC resident enterprise outside a public stock exchange may be subject to PRC enterprise income tax under Bulletin 7.

There are uncertainties as to the application of Bulletin 7. Bulletin 7 may be determined by the tax authorities to be applicable to sale of the shares of our offshore subsidiaries or investments where PRC taxable assets are involved. The transferors and transferees may be subject to the tax filing and withholding or tax payment obligation, while our PRC subsidiaries may be requested to assist in the filing. Furthermore, we, our non-resident enterprises and PRC subsidiaries may be required to spend valuable resources to comply with Bulletin 7 or to establish that we and our non-resident enterprises should not be taxed under Bulletin 7, for our previous and future restructuring or disposal of shares of our offshore subsidiaries, which may have a material adverse effect on our financial condition and results of operations.

The PRC tax authorities have the discretion under Bulletin 7 to make adjustments to the taxable capital gains based on the difference between the fair value of the taxable assets transferred and the cost of investment. If the PRC tax authorities make adjustments to the taxable income of the transactions under Circular 698/Bulletin 7, our income tax costs associated with such potential acquisitions or disposals will increase, which may have an adverse effect on our financial condition and results of operations.

***Restrictions on currency exchange may limit our ability to utilize our revenue effectively.***

The PRC government imposes controls on the convertibility of RMB into foreign currencies and, in certain cases, the remittance of currency out of China. A portion of our revenue may in the future be denominated in RMB. Shortages in availability of foreign currency may then restrict the ability of our PRC subsidiaries to remit sufficient foreign currency to our offshore entities for our offshore entities to pay dividends or make other payments or otherwise to satisfy our foreign currency denominated obligations. The RMB is currently convertible under the “current account,” which includes dividends, trade and service-related foreign exchange transactions, but not under the “capital account,” which includes foreign direct investment and loans, including loans we may secure from our onshore subsidiaries. Currently, our PRC subsidiaries, which are wholly-foreign owned enterprises, may purchase foreign currency for settlement of “current account transactions,” including payment of dividends to us, without the approval of SAFE by complying with certain procedural requirements. However, the relevant PRC governmental authorities may limit or eliminate our ability to purchase foreign currencies in the future for current account transactions. Since a portion of our future revenue may be denominated in RMB, any existing and future restrictions on currency exchange may limit our ability to utilize revenue generated in RMB to fund our business activities outside of the PRC or pay dividends in foreign currencies to our shareholders, including holders of the ADSs. Foreign exchange transactions under the capital account remain subject to limitations and require approvals from, or registration with, SAFE and other relevant PRC governmental authorities. This could affect our ability to obtain foreign currency through debt or equity financing for our subsidiaries.

***Recent litigation and negative publicity surrounding China-based companies listed in the United States may result in increased regulatory scrutiny of us and negatively impact the trading price of the ADSs and could have a material adverse effect upon our business, including its results of operations, financial condition, cash flows and prospects.***

We believe that litigation and negative publicity surrounding companies with operations in China that are listed in the United States have negatively impacted stock prices for such companies. Various equity-based research organizations have published reports on China-based companies after examining, among other things, their corporate governance practices, related party transactions, sales practices and financial statements that have led to special investigations and stock suspensions on national exchanges. Any similar scrutiny of us, regardless of its lack of merit, could result in a diversion of management

resources and energy, potential costs to defend ourselves against rumors, decreases and volatility in the ADS trading price, and increased directors and officers insurance premiums and could have a material adverse effect upon our business, including its results of operations, financial condition, cash flows and prospects.

***The audit report included in this Annual Report is prepared by auditors who are not inspected fully by the Public Company Accounting Oversight Board, or the PCAOB, and, as such, our shareholders are deprived of the benefits of such inspection.***

As an auditor of companies that are publicly traded in the United States and a firm registered with the PCAOB, Ernst & Young Hua Ming LLP is required under the laws of the United States to undergo regular inspections by the PCAOB. However, because we have substantial operations within the PRC, a jurisdiction where the PCAOB is currently unable to conduct inspections without the approval of the Chinese government authorities, our auditor and its audit work is not currently inspected fully by the PCAOB.

Inspections of other auditors conducted by the PCAOB outside China have at times identified deficiencies in those auditors' audit procedures and quality control procedures, which may be addressed as part of the inspection process to improve future audit quality. The lack of PCAOB inspections of audit work undertaken in China prevents the PCAOB from regularly evaluating our auditor's audits and its quality control procedures. As a result, shareholders may be deprived of the benefits of PCAOB inspections, and may lose confidence in our reported financial information and procedures and the quality of our financial statements.

***Proceedings instituted by the SEC against five PRC-based accounting firms, including our independent registered public accounting firm, could result in our financial statements being determined to not be in compliance with the requirements of the Exchange Act.***

In December 2012, the SEC brought administrative proceedings against five accounting firms in China, including our independent registered public accounting firm, alleging that they had refused to produce audit work papers and other documents related to certain other PRC-based companies under investigation by the SEC. On January 22, 2014, an initial administrative law decision was issued, censuring these accounting firms and suspending four of these firms from practicing before the SEC for a period of six months. The decision is neither final nor legally effective unless and until reviewed and approved by the SEC. On February 12, 2014, four of these PRC-based accounting firms appealed to the SEC against this decision. In February 2015, each of the four PRC-based accounting firms agreed to a censure and to pay a fine to the SEC to settle the dispute and avoid suspension of their ability to practice before the SEC. These firms' ability to continue to serve all their respective clients is not affected by the settlement. The settlement requires these firms to follow detailed procedures to seek to provide the SEC with access to Chinese firms' audit documents via the China Securities Regulatory Commission. If these firms do not follow these procedures, the SEC could impose penalties such as suspensions, or it could restart the administrative proceedings. The settlement did not require these firms to admit to any violation of law and preserves these firms' legal defenses in the event the administrative proceeding is restarted. In the event that the SEC restarts the administrative proceedings, depending upon the final outcome, listed companies in the United States with major PRC operations may find it difficult or impossible to retain auditors in respect of their operations in the PRC, which could result in financial statements being determined to not be in compliance with the requirements of the Exchange Act, including possible delisting. Moreover, any negative news about the proceedings against these audit firms may cause investor uncertainty regarding PRC-based, United States-listed companies and the market price of the ADSs may be adversely affected.

If our independent registered public accounting firm was denied, even temporarily, the ability to practice before the SEC and we were unable to timely find another registered public accounting firm to

audit and issue an opinion on our financial statements, our financial statements could be determined not to be in compliance with the requirements of the Exchange Act. Such a determination could ultimately lead to deregistration from the SEC, which would substantially reduce or effectively terminate the trading of the ADSs in the United States. Moreover, any negative news about the proceedings against these audit firms may adversely affect investor confidence in companies with substantial mainland China-based operations listed in the United States. All these would materially and adversely affect the market price of the ADSs and substantially reduce or effectively terminate the trading of the ADSs in the United States.

### **Risks Related to the American Depositary Shares**

*The trading prices of the ADSs are likely to be volatile, which could result in substantial losses to you.*

We completed our initial public offering on February 8, 2016, and there has been a public market for the ADSs for only a short period of time. The trading price of the ADSs is likely to be volatile and could fluctuate widely in response to a variety of factors, many of which are beyond our control. In addition, the performance and fluctuation of the market prices of other companies with business operations located mainly in China that have listed their securities in the United States may affect the volatility in the price of and trading volumes for the ADSs. Some of these companies have experienced significant volatility, including significant price declines after their initial public offerings. The trading performances of these PRC companies' securities at the time of or after their offerings may affect the overall investor sentiment towards other PRC companies listed in the United States and consequently may impact the trading performance of the ADSs.

In addition to market and industry factors, the price and trading volume for the ADSs may be highly volatile for specific business reasons, including:

- announcements of regulatory approval or a complete response letter, or specific label indications or patient populations for its use, or changes or delays in the regulatory review process;
- announcements of therapeutic innovations or new products by us or our competitors;
- adverse actions taken by regulatory agencies with respect to our clinical trials, manufacturing supply chain or sales and marketing activities;
- any adverse changes to our relationship with manufacturers or suppliers;
- the results of our testing and clinical trials;
- the results of our efforts to acquire or license additional drug candidates;
- variations in the level of expenses related to our existing drug candidates or preclinical and clinical development programs;
- any intellectual property infringement actions in which we may become involved;
- announcements concerning our competitors or the pharmaceutical industry in general;
- achievement of expected product sales and profitability;
- manufacture, supply or distribution shortages;
- variations in our results of operations;
- announcements about our earnings that are not in line with analyst expectations, the risk of which is enhanced because it is our policy not to give guidance on earnings;
- publication of operating or industry metrics by third parties, including government statistical agencies, that differ from expectations of industry or financial analysts;

- changes in financial estimates by securities research analysts;
- announcements made by us or our competitors of new product and service offerings, acquisitions, strategic relationships, joint ventures or capital commitments;
- press reports, whether or not true, about our business;
- additions to or departures of our management;
- fluctuations of exchange rates between the RMB and the U.S. dollar;
- release or expiry of lock-up or other transfer restrictions on our outstanding ordinary shares or ADSs;
- sales or perceived potential sales of additional ordinary shares or ADSs;
- sales of the ADSs by us, our executive officers and directors or our shareholders in the future;
- general economic and market conditions and overall fluctuations in the U.S. equity markets;
- changes in accounting principles;
- changes or developments in the PRC or global regulatory environment; and
- the outcome of proceedings recently instituted by the SEC against five PRC-based accounting firms, including the affiliate of our independent registered public accounting firm.

Any of these factors may result in large and sudden changes in the volume and trading price of the ADSs. In the past, following periods of volatility in the market price of a company's securities, shareholders have often instituted securities class action litigation against that company. If we were involved in a class action suit, it could divert the attention of management, and, if adversely determined, have a material adverse effect on our financial condition and results of operations.

In addition, the stock market, in general, and small pharmaceutical and biotechnology companies have experienced extreme price and volume fluctuations that have often been unrelated or disproportionate to the operating performance of these companies. Broad market and industry factors may negatively affect the market price of the ADSs, regardless of our actual operating performance. Further, the current decline in the financial markets and related factors beyond our control may cause the ADSs price to decline rapidly and unexpectedly.

***We may be subject to securities litigation, which is expensive and could divert management attention.***

The ADS price may be volatile, and in the past companies that have experienced volatility in the market price of their ADSs have been subject to an increased incidence of securities class action litigation. We may be the target of this type of litigation in the future. Securities litigation against us could result in substantial costs and divert our management's attention from other business concerns, which could seriously harm our business.

***Future sales of the ADSs in the public market could cause the ADS price to fall.***

The ADS price could decline as a result of sales of a large number of the ADSs or the perception that these sales could occur. These sales, or the possibility that these sales may occur, also might make it more difficult for us to sell equity securities in the future at a time and at a price that we deem appropriate.

As of March 17, 2017, we had 518,602,349 ordinary shares outstanding, of which 251,251,247 ordinary shares were held in the form of 19,327,019 American Depositary Shares.

We have or will register the offer and sale of all ordinary shares that we may issue under our equity compensation plans, including upon the exercise of share options. These ordinary shares can be freely sold in the public market upon issuance.

As of March 17, 2017, the holders of approximately 300,990,453 ordinary shares, or 58%, of our outstanding ordinary shares, will have rights, subject to some conditions, to require us to file registration statements covering the sale of their ordinary shares or to include their ordinary shares in registration statements that we may file for ourselves or other shareholders. Once we register the offer and sale of ordinary shares for the holders of registration rights, they can be freely sold in the public market.

In addition, in the future, we may issue additional ordinary shares or other equity or debt securities convertible into ordinary shares in connection with a financing, acquisition, litigation settlement, employee arrangements or otherwise. Any such issuance could result in substantial dilution to our existing shareholders and could cause the ADS price to decline.

***We are currently an “emerging growth company.” As a result of the reduced disclosure requirements applicable to emerging growth companies, the ADSs may be less attractive to investors.***

We are currently an “emerging growth company,” as defined in the JOBS Act. For so long as we remain an emerging growth company, we are permitted and intend to rely on some of the exemptions from certain reporting requirements that are applicable to other public companies that are not emerging growth companies. These exemptions include but are not limited to not being required to comply with the auditor attestation requirements of Section 404 of the Sarbanes-Oxley Act of 2002, not being required to comply with any requirement that may be adopted by the Public Company Accounting Oversight Board regarding mandatory audit firm rotation or a supplement to the auditor’s report providing additional information about the audit and the financial statements, reduced disclosure obligations regarding executive compensation in our periodic reports and proxy statements, and exemptions from the requirements of holding a non-binding advisory vote on executive compensation and shareholder approval of any golden parachute payments not previously approved.

We cannot predict whether investors will find the ADSs less attractive because we will rely on these exemptions. If some investors find the ADSs less attractive as a result, there may be a less active trading market for the ADSs and the ADS price may be more volatile.

***Because we do not expect to pay dividends in the foreseeable future, you must rely on price appreciation of the ADSs for return on your investment.***

We intend to retain most, if not all, of our available funds and earnings to fund the development and growth of our business. As a result, we do not expect to pay any cash dividends in the foreseeable future. Therefore, you should not rely on an investment in the ADSs as a source for any future dividend income.

Our board of directors has significant discretion as to whether to distribute dividends. Even if our board of directors decides to declare and pay dividends, the timing, amount and form of future dividends, if any, will depend on, among other things, our future results of operations and cash flow, our capital requirements and surplus, the amount of distributions, if any, received by us from our subsidiaries, our financial condition, contractual restrictions and other factors deemed relevant by our board of directors. Accordingly, the return on your investment in the ADSs will likely depend entirely upon any future price appreciation of the ADSs. There is no guarantee that the ADSs will appreciate in value or even maintain the price at which you purchased the ADSs. You may not realize a return on your investment in the ADSs and you may even lose your entire investment in the ADSs.

***If securities or industry analysts do not publish research or publish inaccurate or unfavorable research about our business, the market price for the ADSs and trading volume could decline.***

The trading market for the ADSs relies in part on the research and reports that equity research analysts publish about us or our business. We do not control these analysts. If research analysts do not establish and maintain adequate research coverage or if one or more of the analysts who covers us downgrades the ADSs or publishes inaccurate or unfavorable research about our business, the market price for the ADSs would likely decline. If one or more of these analysts cease coverage of our company or fail to publish reports on us regularly, we could lose visibility in the financial markets, which, in turn, could cause the market price or trading volume for the ADSs to decline significantly.

***We are a Cayman Islands company. Because judicial precedent regarding the rights of shareholders is more limited under Cayman Islands law than under U.S. law, shareholders may have fewer shareholder rights than they would have under U.S. law.***

Our corporate affairs are governed by our amended and restated memorandum and articles of association (as may be amended from time to time), the Companies Law (as amended) of the Cayman Islands and the common law of the Cayman Islands. The rights of shareholders to take action against the directors, actions by minority shareholders and the fiduciary responsibilities of our directors are to a large extent governed by the common law of the Cayman Islands. This common law is derived in part from comparatively limited judicial precedent in the Cayman Islands as well as from English common law, which has persuasive, but not binding, authority on a court in the Cayman Islands. The rights of our shareholders and the fiduciary responsibilities of our directors under Cayman Islands law are not as clearly established as they would be under statutes or judicial precedent in some jurisdictions in the United States. In particular, the Cayman Islands has a less developed body of securities law than the United States. In addition, some states in the United States, such as Delaware, have more fully developed and judicially interpreted bodies of corporate law than the Cayman Islands.

In addition, as a Cayman Islands exempted company, our shareholders have no general rights under Cayman Islands law to inspect corporate records and accounts or to obtain copies of lists of shareholders of these companies with the exception that the shareholders may request a copy of the current amended and restated memorandum and articles of association. Our directors have discretion under our amended and restated articles of association to determine whether or not, and under what conditions, our corporate records may be inspected by our shareholders, but are not obliged to make them available to our shareholders. This may make it more difficult for you to obtain the information needed to establish any facts necessary for a shareholder motion or to solicit proxies from other shareholders in connection with a proxy contest. As a Cayman Islands company, we may not have standing to initiate a derivative action in a federal court of the United States. As a result, you may be limited in your ability to protect your interests if you are harmed in a manner that would otherwise enable you to sue in a United States federal court. In addition, shareholders of Cayman Islands companies may not have standing to initiate a shareholder derivative action in U.S. federal courts.

As a result of all of the above, public shareholders may have more difficulty in protecting their interests in the face of actions taken by management, members of the board of directors or controlling shareholders than they would as public shareholders of a U.S. company.

***You may face difficulties in protecting your interests, and your ability to protect your rights through the U.S. federal courts may be limited because we are incorporated under Cayman Islands law, we currently conduct substantially all of our operations outside the United States and some of our directors and executive officers reside outside the United States.***

We are incorporated in the Cayman Islands and currently conduct substantially all of our operations outside the United States through our subsidiaries. Some of our directors and executive

officers reside outside the United States and a substantial portion of their assets are located outside of the United States. As a result, it may be difficult or impossible for you to bring an action against us or against these individuals in the Cayman Islands or in China in the event that you believe that your rights have been infringed under the securities laws of the United States or otherwise. Even if you are successful in bringing an action of this kind, the laws of the Cayman Islands and China may render you unable to enforce a judgment against our assets or the assets of our directors and officers. There is no statutory recognition in the Cayman Islands of judgments obtained in the United States or China, although the courts of the Cayman Islands will generally recognize and enforce a non-penal judgment of a foreign court of competent jurisdiction without retrial on the merits.

***Your voting rights as a holder of the ADSs are limited by the terms of the deposit agreement, as amended.***

You may exercise your voting rights with respect to the ordinary shares underlying your ADSs only in accordance with the provisions of the deposit agreement, as amended. Upon receipt of voting instructions from you in the manner set forth in the deposit agreement, the depository for the ADSs will endeavor to vote your underlying ordinary shares in accordance with these instructions. Under our articles of association, the minimum notice period required for convening a general meeting is seven calendar days. When a general meeting is convened, you may not receive sufficient notice of a shareholders' meeting to permit you to withdraw your ordinary shares to allow you to cast your vote with respect to any specific matter at the meeting. In addition, the depository and its agents may not be able to send voting instructions to you or carry out your voting instructions in a timely manner. We will make all reasonable efforts to cause the depository to extend voting rights to you in a timely manner, but you may not receive the voting materials in time to ensure that you can instruct the depository to vote your shares. Furthermore, the depository and its agents will not be responsible for any failure to carry out any instructions to vote, for the manner in which any vote is cast or for the effect of any such vote. As a result, you may not be able to exercise your right to vote and you may lack recourse if your ordinary shares are not voted as you requested.

***Anti-takeover provisions in our charter documents may discourage our acquisition by a third party, which could limit our shareholders' opportunity to sell their shares, including ordinary shares represented by the ADSs, at a premium.***

Our amended and restated memorandum and articles of association include provisions that could limit the ability of others to acquire control of our company, could modify our structure or could cause us to engage in change-of-control transactions. These provisions could have the effect of depriving our shareholders of an opportunity to sell their shares, including ordinary shares represented by ADSs, at a premium over prevailing market prices by discouraging third parties from seeking to obtain control in a tender offer or similar transaction.

For example, our board of directors has the authority, without further action by our shareholders, to issue preferred shares in one or more series and to fix the powers and rights of these shares, including dividend rights, conversion rights, voting rights, terms of redemption and liquidation preferences, any or all of which may be greater than the rights associated with our ordinary shares. preferred shares could thus be issued quickly with terms calculated to delay or prevent a change in control or make removal of management more difficult. In addition, if our board of directors authorizes the issuance of preferred shares, the market price of the ADSs may fall and the voting and other rights of the holders of our ordinary shares may be materially and adversely affected.

Furthermore, the amended and restated articles of association permit the directors to vary all or any of the rights attaching to any shares in issue without the consent of the shareholder but only if such variation is considered by the directors not to have a material adverse effect upon such holder. The directors cannot vary the rights of shares if such variation would have a material adverse effect of

the holder. The amended and restated articles of association provide that the holders must consent to any such material adverse changes in the manner set out therein.

Because our directors are divided into three classes with staggered terms of three years each, shareholders can only elect or remove a limited number of our directors in any given year. The length of these terms could present an obstacle to certain actions, such as a merger or other change of control, which could be in the interest of our shareholders.

***Our amended and restated memorandum and articles of association provide that any shareholder bringing an unsuccessful action against us may be obligated to reimburse us for any costs we have incurred in connection with such unsuccessful action.***

Our amended and restated memorandum and articles of association provide that under certain circumstances the fees, costs, and expenses that we incur in connection with actions or proceedings brought by any person or entity, which we refer to as claiming parties, may be shifted to such person or entity. If a claiming party asserts any claim; initiates any proceeding; or joins, offers substantial assistance to, or has a direct financial interest in any claim or proceeding against us (including any proceeding purportedly filed on behalf of us or any shareholder), and such claiming party (or the third party that received substantial assistance from a claiming party or in whose claim or proceeding such claiming party has a direct financial interest) is unsuccessful in obtaining a judgment on the merits in which the claiming party prevails, then such claiming party may, to the fullest extent permissible by law, be obligated jointly and severally to reimburse us for all fees, costs, and expenses, including but not limited to all reasonable attorneys' fees and other litigation expenses, that we may incur in connection with such claim, suit, action, or proceeding.

Fee-shifting articles are relatively new and untested in both the Cayman Islands and the United States. The case law and potential legislative action on fee-shifting articles are evolving and there exists considerable uncertainty regarding the validity of, and potential judicial and legislative responses to, such articles. For example, it is unclear whether our ability to invoke our fee-shifting article in connection with claims under the federal securities laws, including claims related to any of our public offerings, would be preempted by federal law. Similarly, it is unclear how courts might apply the standard that a claiming party must obtain a judgment that substantially achieves, in substance and amount, the full remedy sought. The application of our fee-shifting article in connection with such claims, if any, will depend in part on future developments of the law. We cannot assure you that we will or will not invoke our fee-shifting article in any particular dispute, including any claims related to our public offerings. Consistent with our directors' fiduciary duties to act in the best interests of the company, the directors may in their sole discretion from time to time decide whether or not to enforce this article. In addition, given the unsettled state of the law related to fee-shifting articles, such as ours, we may incur significant additional costs associated with resolving disputes with respect to such articles, which could adversely affect our business and financial condition.

If a shareholder that brings any such claim, suit, action or proceeding is unable to obtain the judgment sought, the attorneys' fees and other litigation expenses that might be shifted to a claiming party are potentially significant. This fee-shifting article, therefore, may dissuade or discourage current or former shareholders (and their attorneys) from initiating lawsuits or claims against us. In addition, it may impact the fees, contingency or otherwise, required by potential plaintiffs' attorneys to represent our shareholders or otherwise discourage plaintiffs' attorneys from representing our shareholders at all. As a result, this article may limit the ability of shareholders to affect the management and direction of our company, particularly through litigation or the threat of litigation.



***The depositary for the ADSs will give us a discretionary proxy to vote our ordinary shares underlying your ADSs if you do not vote at shareholders' meetings, except in limited circumstances, which could adversely affect your interests.***

Under the deposit agreement, as amended, for the ADSs, the depositary will give us a discretionary proxy to vote our ordinary shares underlying your ADSs at shareholders' meetings if you do not give voting instructions to the depositary, unless:

- we have failed to timely provide the depositary with our notice of meeting and related voting materials;
- we have instructed the depositary that we do not wish a discretionary proxy to be given;
- we have informed the depositary that there is substantial opposition as to a matter to be voted on at the meeting; or
- a matter to be voted on at the meeting would have a material adverse impact on shareholders.

The effect of this discretionary proxy is that, if you fail to give voting instructions to the depositary, you cannot prevent our ordinary shares underlying your ADSs from being voted, absent the situations described above, and it may make it more difficult for shareholders to influence our management. Holders of our ordinary shares are not subject to this discretionary proxy.

***Holders of the ADSs may be subject to limitations on transfer of their ADSs.***

Your ADSs are transferable on the books of the depositary. However, the depositary may close its books at any time or from time to time when it deems expedient in connection with the performance of its duties. The depositary may refuse to deliver, transfer or register transfers of your ADSs generally when our books or the books of the depositary are closed, or at any time if we or the depositary think it is advisable to do so because of any requirement of law, government or governmental body, or under any provision of the deposit agreement, as amended, or for any other reason, subject to your right to cancel your ADSs and withdraw the underlying ordinary shares. Temporary delays in the cancellation of your ADSs and withdrawal of the underlying common shares may arise because the depositary has closed its transfer books or we have closed our transfer books, the transfer of ordinary shares is blocked to permit voting at a shareholders' meeting or we are paying a dividend on our ordinary shares.

In addition, you may not be able to cancel your ADSs and withdraw the underlying ordinary shares when you owe money for fees, taxes and similar charges and when it is necessary to prohibit withdrawals in order to comply with any laws or governmental regulations that apply to ADSs or to the withdrawal of ordinary shares or other deposited securities.

***The depositary for the ADSs is entitled to charge holders fees for various services, including annual service fees.***

The depositary for the ADSs is entitled to charge holders fees for various services including for the issuance of ADSs upon deposit of ordinary shares, cancellation of ADSs, distributions of cash dividends or other cash distributions, distributions of ADSs pursuant to share dividends or other free share distributions, distributions of securities other than ADSs and annual service fees. In the case of ADSs issued by the depositary into The Depository Trust Company, or DTC, the fees will be charged by the DTC participant to the account of the applicable beneficial owner in accordance with the procedures and practices of the DTC participant as in effect at the time.

***You may not receive distributions on our ordinary shares or any value for them if it is illegal or impractical to make them available to you.***

The depositary of the ADSs has agreed to pay you the cash dividends or other distributions it or the custodian for the ADSs receives on our ordinary shares or other deposited securities after deducting its fees and expenses. You will receive these distributions in proportion to the number of our ordinary shares that your ADSs represent. However, the depositary is not responsible for making such payments or distributions if it is unlawful or impractical to make a distribution available to any holders of ADSs. For example, it would be unlawful to make a distribution to a holder of ADSs if it consists of securities that require registration under the Securities Act but that are not properly registered or distributed pursuant to an applicable exemption from registration. The depositary is not responsible for making a distribution available to any holders of ADSs if any government approval or registration required for such distribution cannot be obtained after reasonable efforts made by the depositary. We have no obligation to take any other action to permit the distribution of the ADSs, ordinary shares, rights or anything else to holders of the ADSs. This means that you may not receive the distributions we make on our ordinary shares or any value for them if it is illegal or impractical for us to make them available to you. These restrictions may materially reduce the value of your ADSs.

***Holders of the ADSs may not be able to participate in rights offerings and may experience dilution of their holdings.***

From time to time, we may distribute rights to our shareholders, including rights to acquire securities. Under the deposit agreement, the depositary will not distribute rights to holders of ADSs unless the distribution and sale of rights and the securities to which these rights relate are either exempt from registration under the Securities Act with respect to all holders of ADSs or are registered under the provisions of the Securities Act. The depositary may, but is not required to, attempt to sell these undistributed rights to third parties and may allow the rights to lapse. We may be unable to establish an exemption from registration under the Securities Act, and we are under no obligation to file a registration statement with respect to these rights or underlying securities or to try to have a registration statement declared effective. Accordingly, holders of ADSs may be unable to participate in our rights offerings and may experience dilution of their holdings as a result.

***Our corporate actions are substantially controlled by our directors, executive officers and other principal shareholders, who can exert significant influence over important corporate matters, which may reduce the price of the ADSs and deprive you of an opportunity to receive a premium for your ADSs.***

Our directors, executive officers and principal shareholders beneficially owned approximately 69.8% of our outstanding ordinary shares as of March 17, 2017. These shareholders, if acting together, could exert substantial influence over matters such as electing directors and approving material mergers, acquisitions or other business combination transactions. This concentration of ownership may also discourage, delay or prevent a change in control of our company, which could have the dual effect of depriving our shareholders of an opportunity to receive a premium for their shares as part of a sale of our company and reducing the price of the ADSs. These actions may be taken even if they are opposed by our other shareholders, including the holders of the ADSs. In addition, these persons could divert business opportunities away from us to themselves or others.

***We have incurred increased costs as a result of operating as a public company, and our management will be required to devote substantial time to new compliance initiatives and corporate governance practices.***

As a public company, we have incurred and will continue to incur significant legal, accounting and other expenses that we did not incur as a private company. For example, as a public company, we are now subject to the reporting requirements of the Exchange Act, which requires, among other things, that we file with the SEC annual, quarterly and current reports with respect to our business and

financial condition. We have incurred and will continue to incur costs associated with the preparation and filing of these reports. The Sarbanes-Oxley Act of 2002, the Dodd-Frank Wall Street Reform and Consumer Protection Act, the listing requirements of the NASDAQ Stock Market and other applicable securities rules and regulations impose various requirements on public companies, including establishment and maintenance of effective disclosure and financial controls and corporate governance practices. Our management and other personnel will need to devote a substantial amount of time to these compliance initiatives. Moreover, these rules and regulations will increase our legal and financial compliance costs and will make some activities more time-consuming and costly. For example, we expect that these rules and regulations may make it more difficult and more expensive for us to obtain director and officer liability insurance, which in turn could make it more difficult for us to attract and retain qualified members of our board of directors.

We continue to evaluate these rules and regulations, and cannot predict or estimate the amount of additional costs we may incur or the timing of such costs. These rules and regulations are often subject to varying interpretations, in many cases due to their lack of specificity, and, as a result, their application in practice may evolve over time as new guidance is provided by regulatory and governing bodies. This could result in continuing uncertainty regarding compliance matters and higher costs necessitated by ongoing revisions to disclosure and governance practices.

Pursuant to Section 404 of the Sarbanes-Oxley Act of 2002, or Section 404, we will first be required to furnish a report by our management on our internal control over financial reporting for the year ending December 31, 2016. However, while we remain an emerging growth company, we will not be required to include an attestation report on internal control over financial reporting issued by our independent registered public accounting firm. To achieve compliance with Section 404 within the prescribed period, we will continue to be engaged in a process to document and evaluate our internal control over financial reporting, which is both costly and challenging. In this regard, we will need to continue to dedicate internal resources, potentially engage outside consultants and adopt a detailed work plan to assess and document the adequacy of internal control over financial reporting, continue steps to improve control processes as appropriate, validate through testing that controls are functioning as documented and implement a continuous reporting and improvement process for internal control over financial reporting. Despite our efforts, there is a risk that we will not be able to conclude, within the prescribed timeframe or at all, that our internal control over financial reporting is effective as required by Section 404. If we identify one or more material weaknesses, it could result in an adverse reaction in the financial markets due to a loss of confidence in the reliability of our financial statements.

***We may be a “passive foreign investment company,” which may have adverse U.S. federal income tax consequences for U.S. shareholders.***

U.S. investors should be aware that, based on current business plans and financial expectations (including that a substantial percentage of our assets are held in cash and cash equivalents), we expect that we may be a passive foreign investment company within the meaning of Section 1297 of the Internal Revenue Code of 1986, as amended, or PFIC, for the current taxable year and in future taxable years. If we are a PFIC for any taxable year during a U.S. shareholder’s holding period of the ADSs or ordinary shares, then such U.S. shareholder generally will be required to treat any gain realized upon a disposition of the ADSs or ordinary shares, or any “excess distribution” received on the ADSs or ordinary shares, as ordinary income earned over the U.S. shareholder’s holding period for the ADSs or ordinary shares, and to pay the applicable taxes on such ordinary income along with an interest charge at the rate applicable to underpayments of tax on a portion of the resulting tax liability, unless the shareholder makes a timely and effective “qualified electing fund” election, or QEF election, or “mark-to-market” election with respect to the ADSs or ordinary shares. A U.S. shareholder who makes an effective QEF election generally must report on a current basis its share of our net capital

gain and ordinary earnings for any taxable year in which we are a PFIC, whether or not we distribute any amounts to our shareholders. If a QEF election is not in effect for the first taxable year in your holding period in which we are a PFIC, a QEF election can only be made if you elect to recognize gain as if you had sold the ADSs or ordinary shares for their fair market value on the first day of your taxable year in which the PFIC becomes a QEF pursuant to the QEF election. The gain recognized on this deemed sale would be subject to the general tax treatment of PFICs discussed above. We intend to determine our PFIC status at the end of each taxable year and to satisfy any applicable record keeping and reporting requirements that apply to a QEF, and will endeavor to provide to you, for each taxable year that we determine we are or may be a PFIC, the information that is necessary for you to make a QEF election with respect to us (and any of our subsidiaries which are lower-tier PFICs). We may elect to provide such information on our website. However, there can be no assurances that we will make the necessary information available to you. You are urged to consult your own tax advisors regarding the availability of, and procedure for making, a QEF election. A U.S. shareholder who makes an effective mark-to-market election generally must include as ordinary income any gain recognized in a year that we are a PFIC in an amount equal to the excess of the fair market value of the ADSs over the shareholder's adjusted tax basis therein. Each U.S. shareholder should consult its own tax advisors regarding the PFIC rules and the U.S. federal income tax consequences of the acquisition, ownership and disposition of the ADSs or ordinary shares.

*If you are a "Ten Percent Shareholder," you may be subject to adverse U.S. federal income tax consequences if we are classified as a Controlled Foreign Corporation.*

Each "Ten Percent Shareholder" (as defined below) in a non-U.S. corporation that is classified as a "controlled foreign corporation," or a CFC, for U.S. federal income tax purposes generally is required to include in income for U.S. federal tax purposes such Ten Percent Shareholder's pro rata share of the "CFC's" "Subpart F income" and investment of earnings in U.S. property, even if the CFC has made no distributions to its shareholders. A non-U.S. corporation generally will be classified as a CFC for U.S. federal income tax purposes if Ten Percent Shareholders own in the aggregate, directly or indirectly, more than 50% of either the total combined voting power of all classes of stock of such corporation entitled to vote or of the total value of the stock of such corporation. A "Ten Percent Shareholder" is a U.S. person (as defined by the Internal Revenue Code of 1986, as amended), who owns or is considered to own 10% or more of the total combined voting power of all classes of stock entitled to vote of such corporation. The determination of CFC status is complex and includes attribution rules, the application of which is not entirely certain. We may currently be a CFC and/or we may become one in the future. Holders are urged to consult their own tax advisors with respect to our potential CFC status and the consequences thereof.

*We may be subject to adverse legislative or regulatory tax changes that could negatively affect our financial condition.*

The rules dealing with U.S. federal, state and local income taxation are constantly under review by persons involved in the legislative process and by the IRS and the U.S. Treasury Department. Changes to tax laws (which changes may have retroactive application) could adversely affect our stockholders or us. In recent years, many changes have been made and changes are likely to continue to be made in the future. We cannot predict whether, when, in what form, or with what effective dates, tax laws, regulations and rulings may be enacted, promulgated or decided that could result in an increase in our, or our stockholders', tax liability or require changes in the manner in which we operate in order to minimize increases in our tax liability.

#### **Item 1B. Unresolved Staff Comments**

Not applicable.

**Item 2. Properties**

Our research and development center is located in Changping, Beijing, China, where we lease approximately 6,900 square meters of office, laboratory and manufacturing space. The lease for this facility expires in 2021. In addition, we lease an approximately 11,000 square meter space and are building a manufacturing facility in Suzhou, China. Our clinical development office is located in downtown Beijing, China. We also have offices in the United States in the greater Boston area, California and New Jersey. We lease all of our facilities and believe our current facilities are sufficient to meet our needs.

On March 7, 2017, we entered into an agreement with Guangzhou GET Technology Development Co., Ltd. pursuant to which we expect to establish a biologics manufacturing facility to research, develop and produce biologics products in China. Through a subsidiary of a joint venture company formed in connection with this agreement, we expect to acquire at least 100,000 square meters of land for the facility in the Sino-Singapore Guangzhou Knowledge City. See “Part IV—Item 15—Exhibits, Financial Statement Schedules—*Note 22. Subsequent Events*” for additional information.

**Item 3. Legal Proceedings**

From time to time we may become involved in legal proceedings or be subject to claims arising in the ordinary course of our business. We are not presently a party to any legal proceedings that, if determined adversely to us, would individually or taken together have a material adverse effect on our business, results of operations, financial condition or cash flows. Regardless of the outcome, litigation can have an adverse impact on us because of defense and settlement costs, diversion of management resources and other factors.

**Item 4. Mine Safety Disclosures**

Not applicable.

## PART II

### Item 5. Market for Registrant's Common Equity, Related Stockholder Matters and Issuer Purchases of Equity Securities

#### Market Information

The ADSs have been publicly traded on the NASDAQ under the symbol "BGNE" since our initial public offering on February 3, 2016, which was completed at a price to the public of \$24.00 per ADS. The following table sets forth the high and low closing sale prices per share for the ADSs on the NASDAQ for the periods indicated:

<u>Period</u>	<u>High</u>	<u>Low</u>
<b>Annual:</b>		
2016 (beginning February 3) . . . . .	\$36.90	\$23.98
2017 (through March 17, 2017) . . . . .	\$41.89	\$29.58
<b>Quarterly:</b>		
First quarter 2016 (beginning February 3) . . . . .	\$33.91	\$23.98
Second quarter 2016 . . . . .	\$33.11	\$26.24
Third quarter 2016 . . . . .	\$33.58	\$25.72
Fourth quarter 2016 . . . . .	\$36.90	\$26.95
First quarter 2017 (through March 17, 2017) . . . . .	\$41.89	\$29.58
<b>Month Ended:</b>		
September 2016 . . . . .	\$33.58	\$29.21
October 2016 . . . . .	\$33.47	\$30.71
November 2016 . . . . .	\$36.90	\$30.88
December 2016 . . . . .	\$30.86	\$26.95
January 2017 . . . . .	\$36.35	\$30.81
February 2017 . . . . .	\$41.00	\$34.29
March 2017 (through March 17, 2017) . . . . .	\$41.89	\$38.26

#### Shareholders

As of March 17, 2017, we had approximately 101 holders of record of our ordinary shares and one holder of record of the ADSs. This number does not include beneficial owners whose ADSs are held by nominees in street name. Because many ordinary shares held in the form of ADSs are held by broker nominees, we are unable to estimate the total number of holders represented by these record holders.

#### Dividend Policy

We have never declared or paid any dividends on our ordinary shares or any other securities. We currently intend to retain all available funds and any future earnings, if any, to fund the development and expansion of our business and we do not anticipate paying any cash dividends in the foreseeable future. Investors should not purchase the ADSs with the expectation of receiving cash dividends.

Any future determination to pay dividends will be made at the discretion of our board of directors and may be based on a number of factors, including our future operations and earnings, capital requirements and surplus, general financial condition, contractual restrictions and other factors that our board of directors may deem relevant. If we pay any dividends, we will pay the ADS holders to the same extent as holders of our ordinary shares, subject to the terms of the deposit agreement, as amended, including the fees and expenses payable thereunder. Cash dividends on our ordinary shares, if any, will be paid in U.S. dollar.

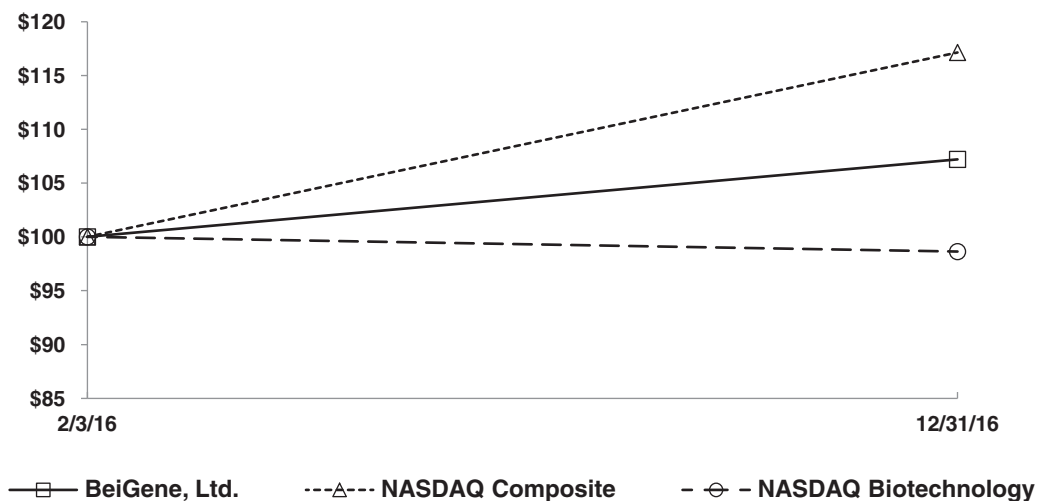
If we pay dividends in the future, in order for us to distribute dividends to our shareholders and ADS holders, we will rely to some extent on any dividends distributed by our PRC subsidiaries. Any dividend distributions from our PRC subsidiaries to us will be subject to PRC withholding tax. In addition, regulations in the PRC currently permit payment of dividends of a PRC company only out of accumulated distributable after-tax profits as determined in accordance with its articles of association and the accounting standards and regulations in China. See the section of this Annual Report titled “Part I—Item 1A—Risk Factors—Risks Related to Our Doing Business in the PRC—In the future, we may rely to some extent on dividends and other distributions on equity from our principal operating subsidiaries to fund offshore cash and financing requirements.”

### Performance Comparison Graph

*This graph is not “soliciting material,” is not deemed “filed” with the SEC and is not to be incorporated by reference into any of our filings under the Securities Act of 1933, as amended, or the Securities Exchange Act of 1934, as amended, whether made before or after the date hereof and irrespective of any general incorporation language in any such filing.*

The following graph shows the total stockholder return of an investment of \$100 in cash at market close on February 3, 2016 (the first day of trading of our ADSs) through December 31, 2016 for (1) our ADSs, (2) the NASDAQ Composite Index (U.S.) and (3) the NASDAQ Biotechnology Index. Pursuant to applicable SEC rules, all values assume reinvestment of the full amount of all dividends. No dividends, however, have been declared on our ordinary shares or ADSs to date. The stockholder return shown on the graph below is not necessarily indicative of future performance, and we do not make or endorse any predictions as to future stockholder returns.

**COMPARISON OF 11 MONTH CUMULATIVE TOTAL RETURN\***  
Among BeiGene, Ltd., the NASDAQ Composite index  
and the NASDAQ Biotechnology Index



\* \$100 invested on 2/3/16 in stock or 1/31/16 in index, including reinvestment of dividends Fiscal year ending December 31.

	2/3/16	12/31/16
BeiGene, Ltd . . . . .	100.00	107.20
NASDAQ Composite . . . . .	100.00	117.14
NASDAQ Biotechnology . . . . .	100.00	98.63

### **Recent Sales of Unregistered Securities**

We did not sell any of our ordinary shares or ADSs, or grant any share options or restricted share awards, during the year ended December 31, 2016 that were not registered under the Securities Act of 1933, as amended, or the Securities Act, and that have not otherwise been described in a Quarterly Report on Form 10-Q.

### **Issuer Purchases of Equity Securities**

During the quarter ended December 31, 2016, there were no purchases made by us, on our behalf, or by any “affiliated purchasers” of shares of our equity securities.

### **Use of Proceeds from Registered Securities**

On February 8, 2016, we closed the sale of 7,590,000 ADSs to the public at an initial public offering price of \$24.00 per ADS, including the exercise in full by the underwriters of their option to purchase additional ADSs. The ordinary shares in the form of ADSs in our initial public offering were registered under the Securities Act pursuant to a registration statements on Form S-1 (File No. 333-207459), which was filed with the SEC on October 16, 2015 and amended subsequently and declared effective on February 2, 2016. Following the sale of the ADSs in connection with the closing of our initial public offering, the offering terminated. The offering did not terminate before all the securities registered in the registration statements were sold. The underwriters of the offering were Goldman, Sachs & Co., Morgan Stanley, and Cowen and Company acting as joint book-running managers for the offering and as representatives of the underwriters. Baird acted as co-manager for the offering.

We raised \$166.2 million in net proceeds after deducting underwriting discounts and commissions and other offering expenses of approximately \$16.0 million. No offering expenses were paid directly or indirectly to any of our directors or officers (or their associates) or persons owning ten percent or more of any class of our equity securities or to any other affiliates.

On November 23, 2016, we closed the sale of 6,631,250 ADSs to the public at a public offering price of \$32.00 per ADS, including the exercise in full by the underwriters of their option to purchase additional ADSs. In this offering, the selling shareholders sold 468,750 ADSs representing 6,093,750 ordinary shares. The ordinary shares in the form of ADSs in this follow-on public offering were registered under the Securities Act pursuant to a registration statements on Form S-1 (File No.333-214540), which was filed with the SEC on November 10, 2016 and amended subsequently and declared effective on November 17, 2016. Following the sale of the ADSs in connection with the closing of our follow-on public offering, the offering terminated. The offering did not terminate before all the securities registered in the registration statements were sold. The underwriters of the offering were Morgan Stanley; Goldman, Sachs & Co.; and Cowen and Company acting as joint book-running managers for the offering and as representatives of the underwriters. Baird and William Blair acted as co-managers for the offering.

We raised \$198.6 million in net proceeds after deducting underwriting discounts and commissions and other offering expenses of approximately \$13.6 million. We did not receive any proceeds from the sale of the shares by the selling stockholder. No offering expenses were paid directly or indirectly to any of our directors or officers (or their associates) or persons owning ten percent or more of any class of our equity securities or to any other affiliates.

To date, we have not yet used all of the net proceeds from our initial public offering and follow-on public offering. We invested the funds received in short-term, interest-bearing investment-grade securities and government securities in accordance with our investment policy. As described in our final prospectuses filed with the SEC on February 3, 2016 and November 18, 2016, pursuant to Rule 424(b)



under the Securities Act, we expect to use the net proceeds from our initial public offering and follow-on public offerings to fund the costs of ongoing clinical development for our clinical drug candidates, BGB-3111, BGB-A317, BGB-290 and BGB-283, and preclinical drug candidates, as well as for working capital, capital expenditures and general corporate purposes.

## **Taxation**

### ***Cayman Islands Taxation***

The Cayman Islands currently levies no taxes on individuals or corporations based upon profits, income, gains or appreciation and there is no taxation in the nature of inheritance tax or estate duty or withholding tax applicable to us or to any holder of the ADSs and ordinary shares. There are no other taxes likely to be material to us levied by the Government of the Cayman Islands except for stamp duties which may be applicable on instruments executed in, or after execution brought within, the jurisdiction of the Cayman Islands. No stamp duty is payable in the Cayman Islands on the issue of shares by, or any transfers of shares of, Cayman Islands companies (except those which hold interests in land in the Cayman Islands). The Cayman Islands is not party to any double tax treaties that are applicable to any payments made to or by our company. There are no exchange control regulations or currency restrictions in the Cayman Islands.

Payments of dividends and capital in respect of the ADSs and ordinary shares will not be subject to taxation in the Cayman Islands and no withholding will be required on the payment of a dividend or capital to any holder of the ADSs or ordinary shares, as the case may be, nor will gains derived from the disposal of the ADSs or ordinary shares be subject to Cayman Islands income or corporation tax.

### ***People's Republic of China Taxation***

Under the EIT Law, an enterprise established outside of China with a “de facto management body” within China is considered a “resident enterprise,” which means that it is treated in a manner similar to a Chinese enterprise for enterprise income tax purposes. Although the implementation rules of the EIT Law define “de facto management body” as a managing body that exercises substantive and overall management and control over the production and business, personnel, accounting books and assets of an enterprise, the only official guidance for this definition currently available is set forth in the Notice Regarding the Determination of Chinese-Controlled Offshore Incorporated Enterprise as PRC Tax Resident Enterprises on the Basis of De Facto Management Bodies, or Circular 82, issued by the State Administration of Taxation, which provides guidance on the determination of the tax residence status of a Chinese-controlled offshore incorporated enterprise, defined as an enterprise that is incorporated under the laws of a foreign country or territory and that has a PRC enterprise or enterprise group as its primary controlling shareholder. Although BeiGene, Ltd. does not have a PRC enterprise or enterprise group as our primary controlling shareholder and is therefore not a Chinese-controlled offshore incorporated enterprise within the meaning of Circular 82, in the absence of guidance specifically applicable to us, we have applied the guidance set forth in Circular 82 to evaluate the tax residence status of BeiGene, Ltd. and its subsidiaries organized outside the PRC.

According to Circular 82, a Chinese-controlled offshore incorporated enterprise will be regarded as a PRC tax resident by virtue of having a “de facto management body” in China and will be subject to PRC enterprise income tax on its worldwide income only if all of the following criteria are met:

- the primary location of the enterprise’s senior executives of the day-to-day operational management and senior management departments performing their duties is in the PRC;
- decisions relating to the enterprise’s financial and human resource matters are made or are subject to approval by organizations or personnel in the PRC;

- the enterprise's primary assets, accounting books and records, company seals, and board and shareholder meeting minutes are located or maintained in the PRC; and
- 50% or more of voting board members or senior executives habitually reside in the PRC.

Currently, some of the members of our management team are located in China. However, we do not believe that we meet all of the conditions outlined in the immediately preceding paragraph. BeiGene, Ltd. and its offshore subsidiaries are incorporated outside the PRC. As a holding company, our key assets and records, including the resolutions and meeting minutes of our board of directors and the resolutions and meeting minutes of our shareholders, are located and maintained outside the PRC. However, we are not aware of any offshore holding companies with a corporate structure similar to ours that has been deemed a PRC "resident enterprise" by the PRC tax authorities. Accordingly, we believe that BeiGene, Ltd. and its offshore subsidiaries should not be treated as a "resident enterprise" for PRC tax purposes if the criteria for "de facto management body" as set forth in Circular 82 were deemed applicable to us. However, as the tax residency status of an enterprise is subject to determination by the PRC tax authorities and uncertainties remain with respect to the interpretation of the term "de facto management body" as applicable to our offshore entities, we will continue to monitor our tax status.

The implementation rules of the EIT Law provide that, (1) if the enterprise that distributes dividends is domiciled in the PRC or (2) if gains are realized from transferring equity interests of enterprises domiciled in the PRC, then such dividends or capital gains are treated as China-sourced income. It is not clear how "domicile" may be interpreted under the EIT Law, and it may be interpreted as the jurisdiction where the enterprise is a tax resident. Therefore, if we are considered as a PRC tax resident enterprise for PRC tax purposes, any dividends we pay to our overseas shareholders or ADS holders as well as gains realized by such shareholders or ADS holders from the transfer of our shares or ADSs may be regarded as China-sourced income. As a result dividends paid to non-PRC resident enterprise ADS holders or shareholders may be subject to PRC withholding tax at a rate of up to 10% (or 20% in the case of non-PRC individual ADS holders or shareholders) and gains realized by non-PRC resident enterprise ADS holders or shareholders from the transfer of our ordinary shares or ADSs may be subject to PRC tax at a rate of 10% (or 20% in the case of non-PRC individual ADS holders or shareholders). It is also unclear whether, if we are considered a PRC resident enterprise, holders of our shares or ADSs would be able to claim the benefit of income tax treaties or agreements entered into between China and other countries or areas.

## Equity Compensation Plan Information

The following table contains information about our equity compensation plans as of December 31, 2016.

Plan Category	Number of Securities to Be Issued Upon Exercise of Outstanding Options, Warrants and Rights	Weighted-average Exercise Price of Outstanding Option, Warrants and Rights	Number of Securities Remaining Available for Future Issuance Under Equity Compensation Plans (Excluding Securities Reflected in Column(a))
Equity compensation plans approved by security holders . . . . .	35,440,793(1)	\$2.34	34,712,601(2)
Equity compensation plans not approved by security holders . . . . .	<u>41,638,950(3)</u>	<u>0.42</u>	<u>—(4)</u>
Total . . . . .	<u>77,079,743</u>	—	34,712,601

- (1) Includes 35,440,793 ordinary shares to be issued pursuant to outstanding awards under our 2016 Share Option and Incentive Plan, or the 2016 Plan.
- (2) As of December 31, 2016, there were 34,712,601 shares available for grant under our 2016 Plan.
- (3) Includes 26,438,283 ordinary shares to be issued pursuant to outstanding awards under our 2011 Option Plan, or the 2011 Plan, and 15,200,667 ordinary shares to be issued pursuant to outstanding awards granted outside of our equity incentive plans.
- (4) As of December 31, 2016, there were no shares available for grant under our 2011 Plan.

## Item 6. Selected Consolidated Financial Data

The selected financial data set forth below is derived from our audited consolidated financial statements and may not be indicative of future operating results. The following selected consolidated financial data should be read in conjunction with “Item 7—Management’s Discussion and Analysis of Financial Condition and Results of Operations” and the consolidated financial statements and the notes thereto included elsewhere in this Annual Report. The selected financial data in this section are not intended to replace our consolidated financial statements and the related notes. Our historical results are not necessarily indicative of our future results.

	Year Ended December 31,			
	2016	2015	2014	2013
	(in thousands, except share and per share data)			
<b>Statements of Operations:</b>				
Revenue . . . . .	\$ 1,070	\$ 8,816	\$ 13,035	\$ 11,148
Operating expenses:				
Research and development . . . . .	(98,033)	(58,250)	(21,862)	(13,463)
General and administrative . . . . .	(20,097)	(7,311)	(6,930)	(3,143)
Total operating expenses . . . . .	(118,130)	(65,561)	(28,792)	(16,606)
Loss from operations . . . . .	(117,060)	(56,745)	(15,757)	(5,458)
Interest income (expense), net . . . . .	383	559	(3,512)	(3,153)
Changes in fair value of financial instruments . . . . .	(1,514)	(1,826)	(2,760)	133
Loss on sale of available-for-sale securities . . . . .	(1,415)	(314)	—	—
Gain on debt extinguishment . . . . .	—	—	2,883	—
Other income, net . . . . .	443	1,224	600	584
Loss before income tax expense . . . . .	(119,163)	(57,102)	(18,546)	(7,894)
Income tax expense . . . . .	(54)	—	—	—
Net loss . . . . .	(119,217)	(57,102)	(18,546)	(7,894)
Less: net loss attributable to non-controlling interests . . . . .	—	—	(268)	(400)
Net loss attributable to ordinary shareholders . . . . .	<u>\$ (119,217)</u>	<u>\$ (57,102)</u>	<u>\$ (18,278)</u>	<u>\$ (7,494)</u>
Loss per ordinary share attributable to ordinary shareholders, basic and diluted(1) . . . . .	<u>\$ (0.30)</u>	<u>\$ (0.52)</u>	<u>\$ (0.18)</u>	<u>\$ (0.08)</u>
Weighted-average ordinary shares outstanding, basic and diluted . . . . .	<u>403,619,446</u>	<u>110,597,263</u>	<u>99,857,623</u>	<u>91,484,521</u>

(1) See Note 14 to our audited consolidated financial statements appearing elsewhere in this Annual Report for a description of the method used to calculate basic and diluted net loss per share of ordinary shares.

	As of December 31,			
	2016	2015	2014	2013
	(in thousands)			
<b>Balance Sheet Data:</b>				
Cash and cash equivalents . . . . .	\$ 87,514	\$ 17,869	\$ 13,898	\$ 3,926
Short-term investments . . . . .	280,660	82,617	30,497	—
Working capital . . . . .	339,341	71,097	33,817	(27,300)
Total assets . . . . .	405,813	116,764	53,621	11,798
Total liabilities . . . . .	52,906	42,445	27,853	48,757
Preferred shares . . . . .	—	176,084	78,809	—
Non-controlling interests . . . . .	—	—	—	1,767
Total shareholders’ equity (deficit) . . . . .	352,907	(101,765)	(53,041)	(38,726)

## **Item 7. Management’s Discussion and Analysis of Financial Condition and Results of Operations**

*You should read the following discussion and analysis of our financial condition and results of operations together with “Item 6—Selected Consolidated Financial Data” and our consolidated financial statements and related notes appearing elsewhere in this Annual Report. In addition to historical information, this discussion and analysis contains forward-looking statements that involve risks, uncertainties and assumptions. Our actual results may differ materially from those anticipated in these forward-looking statements as a result of certain factors. We discuss factors that we believe could cause or contribute to these differences below and elsewhere in this report, including those set forth under “Part I—Item 1A—Risk Factors” and under “Forward-Looking Statements and Market Data” in this Annual Report.*

### **Overview**

We are a globally focused, clinical-stage biopharmaceutical company dedicated to becoming a leader in the discovery and development of innovative, molecularly targeted and immuno-oncology drugs for the treatment of cancer. We believe the next generation of cancer treatment will utilize therapeutics both as monotherapies and in combination to attack multiple underlying mechanisms of cancer cell growth and survival. We further believe that discovery of next generation cancer therapies requires new research tools. To that end, we have developed a proprietary cancer biology platform that addresses the importance of tumor-immune system interactions and the value of primary biopsies in developing new models to support our drug discovery effort. Our strategy is to develop a pipeline of drug candidates with the potential to be best-in-class monotherapies and also important components of multiple-agent combination regimens.

We have used our cancer biology platform to develop four clinical-stage drug candidates that we believe have the potential to be best-in-class or first-in-class. In addition, we believe that each has the potential to be an important component of a drug combination addressing major unmet medical needs. Our clinical-stage drug candidates include three molecularly targeted agents, BGB-3111, BGB-290 and BGB-283 and one immuno-oncology agent, BGB-A317. BGB-3111 is a potent and highly selective small molecule inhibitor of BTK. BGB-290 is a molecularly targeted, orally available, potent and highly selective inhibitor of PARP1 and PARP2. BGB-283 is a small molecule inhibitor of both the monomer and dimer forms of the RAF kinase. For each of our molecularly targeted drug candidates, we have achieved proof-of-concept by demonstrating objective responses in the defined patient populations. BGB-3111 received orphan drug designation from the FDA, for CLL, MCL and WM. Our clinical-stage immuno-oncology agent, BGB-A317, is an investigational humanized monoclonal antibody against the immune checkpoint receptor, PD-1. We have IND Applications in effect for our BTK, PD-1 and PARP inhibitors with the FDA. We have also received approval of our Clinical Trial Applications for each of our four clinical-stage drug candidates from the CFDA. In addition to our clinical-stage drug candidates, we have a robust pipeline of preclinical programs and are planning to advance one or more of these programs into the clinic in the next 12 months. We retain full global rights for all of our clinical and preclinical drug candidates and programs.

Since our inception on October 28, 2010, our operations have focused on organizing and staffing our company, business planning, raising capital, establishing our intellectual property portfolio and conducting preclinical studies and clinical trials. We do not have any drug candidates approved for sale and have not generated any revenue from product sales. We have financed operations through a combination of public and private equity and debt financings and public and private grants and contracts, including the net proceeds from our initial public offering and follow-on public offering, the net proceeds from the issuance of a senior note and convertible promissory note to Merck Sharp & Dohme Research GmbH, or MSD, an affiliate of Merck Sharp & Dohme Corp., the private placements of our Series A preferred shares and Series A-2 preferred shares, and our collaboration with Merck KGaA, Darmstadt Germany, or Merck KGaA, Darmstadt Germany Collaboration. On February 8, 2016 and November 23, 2016, we completed our initial public offering and follow-on public

offering, and received net proceeds of \$166.2 million and \$198.6 million, respectively, after deducting underwriting discounts and offering expenses. Although it is difficult to predict our liquidity requirements, based upon our current operating plan and the successful completion of our initial public offering and follow-on public offerings, we believe we have sufficient cash to meet our projected operating requirements for at least the next 12 months. See “—Liquidity and Capital Resources.”

Since inception we have incurred significant operating losses. Our net losses were \$119.2 million, \$57.1 million and \$18.5 million for the years ended December 31, 2016, 2015 and 2014, respectively. As of December 31, 2016, we had an accumulated deficit of \$237.4 million. In the future, we may generate revenue from product sales, collaboration agreements, strategic alliances and licensing arrangements, or a combination of these. Substantially all of our losses have resulted from funding our research and development programs and general and administrative costs associated with our operations. We expect to continue to incur significant expenses and operating losses for the foreseeable future. We anticipate that our expenses will increase significantly in connection with our ongoing activities, as we:

- continue investment in our cancer biology platform;
- continue preclinical and clinical development of our programs;
- continue investment in our manufacturing facilities;
- hire additional research, development and business personnel;
- maintain, expand and protect our intellectual property portfolio; and
- incur additional costs associated with operating as a public company.

We expect that any revenue we generate will fluctuate from quarter to quarter and year to year as a result of the timing and amount of license fees, milestones, reimbursement of costs incurred and other payments and product sales, to the extent any are successfully commercialized. If we fail to complete the development of our drug candidates in a timely manner or obtain regulatory approval of them, our ability to generate future revenue, and our results of operations and financial position, would be materially adversely affected.

Cash used in operations were \$89.5 million, \$39.8 million and \$8.7 million, respectively, for years ended December 31, 2016, 2015 and 2014. As of December 31, 2016, we had cash, cash equivalents and short-term investments of \$368.2 million, compared with \$100.5 million as of December 31, 2015.

## **Financial Operations Overview**

### ***Revenue***

To date, our revenue has consisted of upfront license fees, reimbursed research and development expenses and milestone payments from our collaboration agreements with Merck KGaA, Darmstadt Germany on BGB-283 and BGB-290. We have not generated any revenue from product sales and do not expect to generate any revenue from product sales for the foreseeable future.

On May 24, 2013, we entered into license agreements with Merck KGaA, Darmstadt Germany on BGB-283, which we amended and restated on December 10, 2013, and further amended on October 1, 2015 and December 3, 2015. In the latest amendment, Merck KGaA, Darmstadt Germany granted us an exclusive license under certain of its intellectual property rights to develop, manufacture and commercialize the RAF dimer inhibitor in The People’s Republic of China, which we refer to as the PRC Territory, subject to certain non-compete restrictions. In March 2017, Merck KGaA, Darmstadt Germany informed us that it will not exercise the Continuation Option in the ex-PRC Territory, and thus, the ex-PRC BRAF Agreement has terminated in its entirety, except for certain provisions that will survive the termination. Under these agreements, we received \$13 million in non-refundable payments in 2013 following their execution, \$5 million in milestone payments in 2014 and \$4 million in milestone

payments in 2015. We are eligible to receive \$14 million in payments upon the successful achievement of pre-specified clinical milestones in the PRC Territory. In consideration for the licenses Merck KGaA, Darmstadt Germany grants to us, we were required to pay Merck KGaA, Darmstadt Germany a high single-digit royalty on aggregate net sales of licensed BRAF inhibitors in the PRC Territory.

On October 28, 2013, we entered into license agreements with Merck KGaA, Darmstadt Germany on BGB-290, pursuant to which (1) we granted to Merck KGaA, Darmstadt Germany an exclusive license under certain of our intellectual property rights to develop and manufacture, and, if Merck KGaA, Darmstadt Germany exercises a certain continuation option, to commercialize and manufacture our compound BGB-290 and any other compound covered by the same existing patent rights with primary activity to inhibit PARP 1, 2 or 3 enzymes in the Ex-PRC Territory, and (2) Merck KGaA, Darmstadt Germany granted us an exclusive license under certain of its intellectual property rights to develop, manufacture and commercialize the licensed PARP inhibitors in the PRC Territory. Under these license agreements, we received \$6 million in non-refundable payments in November 2013 following their execution and \$9 million in milestone payments in 2014. We are eligible to receive up to \$7 million and \$2.5 million, in payments upon the successful achievement of pre-specified clinical and regulatory milestones in the PRC Territory respectively. On October 1, 2015, pursuant to a purchase of rights agreement, we repurchased all of Merck KGaA, Darmstadt Germany's worldwide rights under the ex-PRC license agreement, in consideration for, among other things, a one-time payment of \$10 million and reduction of future milestone payments that we are eligible to receive under the PRC license agreement. In connection with such repurchase, the ex-PRC license agreement terminated except for certain provisions therein. The remaining \$3 million of deferred revenue related to PARP as of October 1, 2015 was netted against the \$10 million repurchase consideration. In addition, if Merck KGaA, Darmstadt Germany exercises its PRC commercialization option, Merck KGaA, Darmstadt Germany is required to pay us a \$50 million non-refundable payment upon such exercise, and we are eligible for a \$12.5 million milestone payment upon the successful achievement of a certain additional regulatory event in the PRC Territory. In consideration for the licenses granted to us, we are required to pay Merck KGaA, Darmstadt Germany a high single-digit royalty on aggregate net sales of licensed products in the PRC Territory.

For more information on our collaborations with Merck KGaA, Darmstadt Germany, see "Part I—Item 1—Business—Collaboration with Merck KGaA, Darmstadt Germany."

We recognized \$1.1 million, \$8.8 million and \$13.0 million of collaboration revenue from the Merck KGaA, Darmstadt Germany Collaboration for the years ended December 31, 2016, 2015 and 2014, respectively. The following table summarizes the revenue recognition schedule of an aggregate of \$34.0 million in revenue from our collaboration agreements with Merck KGaA, Darmstadt Germany, comprised of an aggregate of \$22.0 million related to BGB-283 and \$12.0 million related to BGB-290. The revenue consists of an upfront non-refundable license fee, Phase 1 research and development fees, and a development based target payment related to the collaborative arrangements for BRAF, excluding the \$3 million in deferred revenue that was netted against the \$10 million repurchase consideration relating to the PARP inhibitors under the ex-PRC license agreement. In accordance with our revenue recognition policy, we have recognized these amounts as shown in the table below:

	<b>BGB-283</b>	<b>BGB-290</b>	<b>Total</b>
		<b>(in thousands)</b>	
2013 . . . . .	\$ 8,317	\$ 2,823	\$11,140
2014 . . . . .	5,906	7,048	12,954
2015 . . . . .	6,707	2,109	8,816
2016 . . . . .	1,070	—	1,070
<b>Total</b> . . . . .	<u>\$22,000</u>	<u>\$11,980</u>	<u>\$33,980</u>

For the years ended December 31, 2016, 2015 and 2014, substantially all of our revenue were generated solely from Merck KGaA, Darmstadt Germany. For the foreseeable future, we expect substantially all of our revenue will be generated from the Merck KGaA, Darmstadt Germany Collaboration, and any other strategic relationships we may enter into. If our development efforts are successful, we may also generate revenue from product sales.

### ***Operating Expenses***

#### *Research and Development Expenses*

Research and development expenses consist of the costs associated with our research and development activities, conducting preclinical studies and clinical trials and activities related to regulatory filings. Our research and development expenses consist of:

- employee-related expenses, including salaries, benefits, travel and share-based compensation expense for research and development personnel;
- expenses incurred under agreements with contract research organizations, or CROs, contract manufacturing organizations, and consultants that conduct and support clinical trials and preclinical studies;
- costs associated with preclinical activities and development activities;
- costs associated with regulatory operations; and
- other expenses, which include direct and allocated expenses for rent and maintenance of facilities, insurance and other supplies used in research and development activities.

Our current research and development activities mainly relate to the clinical development of the following programs:

- BGB-3111, a potent and highly selective small molecule inhibitor of BTK;
- BGB-A317, an investigational humanized monoclonal antibody against PD-1;
- BGB-290, a molecularly targeted, orally available, potent and highly selective inhibitor of PARP1 and PARP2; and
- BGB-283, a small molecule inhibitor of both the monomer and dimer forms of BRAF.

We expense research and development costs when we incur them. We record costs for some development activities, such as clinical trials, based on an evaluation of the progress to completion of specific tasks using data such as subject enrollment, clinical site activations or information our vendors provide to us. We do not allocate employee-related costs, depreciation, rental and other indirect costs to specific research and development programs because these costs are deployed across multiple product programs under research and development and, as such, are separately classified as unallocated research and development expenses.

At this time, we cannot reasonably estimate or know the nature, timing and estimated costs of the efforts that will be necessary to complete the development of our drug candidates. We are also unable to predict when, if ever, material net cash inflows will commence from sales of our drug candidates. This is due to the numerous risks and uncertainties associated with developing such drug candidates, including the uncertainty of:

- successful enrollment in and completion of clinical trials;
- establishing an appropriate safety profile;



- establishing commercial manufacturing capabilities or making arrangements with third-party manufacturers;
- receipt of marketing approvals from applicable regulatory authorities;
- commercializing our drug candidates, if and when approved, whether as monotherapies or in combination with our internally discovered drug candidates or third-party agents;
- obtaining and maintaining patent and trade secret protection and regulatory exclusivity for our drug candidates;
- continued acceptable safety profiles of the products following approval; and
- retention of key research and development personnel.

A change in the outcome of any of these variables with respect to the development of any of our drug candidates would significantly change the costs, timing and viability associated with the development of that drug candidate.

Research and development activities are central to our business model. We expect research and development costs to increase significantly for the foreseeable future as our development programs progress, including as we continue to support the clinical trials of BGB-3111, BGB-A317, BGB-290 and BGB-283 as a treatment for various cancers and move these drug candidates into additional clinical trials. There are numerous factors associated with the successful commercialization of any of our drug candidates, including future trial design and various regulatory requirements, many of which cannot be determined with accuracy at this time based on our stage of development. Additionally, future commercial and regulatory factors beyond our control will impact our clinical development programs and plans.

#### *General and Administrative Expenses*

General and administrative expenses consist primarily of salaries and related benefit costs, including share-based compensation for general and administrative personnel. Other general and administrative expenses include professional fees for legal, consulting, auditing and tax services as well as other direct and allocated expenses for rent and maintenance of facilities, insurance and other supplies used in general and administrative activities. We anticipate that our general and administrative expenses will increase in future periods to support increases in our research and development activities, including the continuation of the clinical trials of BGB-3111, BGB-A317, BGB-290 and BGB-283 as a treatment for various cancers and the initiation of our clinical trials for our other drug candidates. These cost increases will likely be due to increased headcount, increased share-based compensation charges, expanded infrastructure and increased costs for insurance. We also anticipate increased legal, compliance, accounting and investor and public relations expenses associated with being a public company.

#### *Interest Income (Expense), Net*

##### Interest Income

Interest income consists primarily of interest generated from our short-term investments in treasury securities, municipal bonds and corporate fixed income bonds.

##### Interest Expense

Interest expense consists primarily of interest on our senior promissory note, convertible promissory note and long-term bank loan.

In 2011, we issued a \$10 million, 8% senior promissory note and a \$10 million 8% subordinated convertible promissory note, compounded annually, each to MSD. We also issued an aggregate principal amount of \$3.1 million convertible promissory notes to several other investors in 2012 and 2014, all bearing interest of 8% per annum for the first three years and 15% per annum for the remaining term. In October 2014, we completed a Series A preferred share financing, as a result of which, the \$10 million MSD subordinated convertible promissory note was automatically converted into 18,518,519 Series A preferred shares, and the other \$3.1 million principal amount of convertible promissory notes, along with accrued interest was automatically converted into 5,470,705 Series A preferred shares. We recognized a gain on debt extinguishment of \$2.9 million due to the forfeiture of interest upon the conversion, as only the principal amount of the Merck subordinated convertible promissory note was eligible for conversion. In February 2016, in connection with the closing of our initial public offering, the outstanding unpaid principal and interest of the MSD Senior Promissory Note was automatically exchanged into 7,942,314 of our ordinary shares.

On September 2, 2015, BeiGene (Suzhou) Co., Limited, or BeiGene Suzhou, entered into a loan agreement with Suzhou Industrial Park Biotech Development Co., Ltd. and China Construction Bank, to borrow \$17.3 million at a 7% fixed annual interest rate. As of December 31, 2016, we have drawn down \$17.3 million, which is secured by BeiGene Suzhou's equipment with a carrying amount of \$22.3 million and our rights to a PRC patent on a drug candidate. The loan amounts of \$8.7 million and \$8.6 million are repayable on September 30, 2018 and 2019, respectively.

#### *Other Income, Net*

Other income consists primarily of government grants received that involve no conditions or continuing performance obligations by us. Other expense consists primarily of loss from property and equipment disposals and donations made to sponsor certain events.

### **Results of Operations**

#### *Comparison of the Years Ended December 31, 2016 and 2015*

The following table summarizes the results of our operations for the years ended December 31, 2016 and 2015, respectively, together with the changes from year-to-year:

	<b>Year Ended December 31,</b>		
	<b>2016</b>	<b>2015</b>	<b>Change</b>
	(in thousands)		
Collaboration revenue . . . . .	\$ 1,070	\$ 8,816	\$ (7,746)
Operating expenses:			
Research and development . . . . .	(98,033)	(58,250)	(39,783)
General and administrative . . . . .	(20,097)	(7,311)	(12,786)
Total operating expenses . . . . .	<u>(118,130)</u>	<u>(65,561)</u>	<u>(52,569)</u>
<b>Loss from operations . . . . .</b>	<b>(117,060)</b>	<b>(56,745)</b>	<b>(60,315)</b>
Interest income (expense), net . . . . .	383	559	(176)
Changes in fair value of financial instruments . . . . .	(1,514)	(1,826)	312
Loss on sale of available-for-sale securities . . . . .	(1,415)	(314)	(1,101)
Other income, net . . . . .	443	1,224	(781)
<b>Loss before income tax expense . . . . .</b>	<b>(119,163)</b>	<b>(57,102)</b>	<b>(62,061)</b>
Income tax expense . . . . .	(54)	—	(54)
<b>Net loss . . . . .</b>	<b><u>\$(119,217)</u></b>	<b><u>\$(57,102)</u></b>	<b><u>\$(62,115)</u></b>

### Revenue

Revenue from the Merck KGaA, Darmstadt Germany Collaboration decreased by \$7.7 million to \$1.1 million for the year ended December 31, 2016 from \$8.8 million for the year ended December 31, 2015. The decrease was primarily attributable to decrease of revenue recognized for BGB-283 and revenue that was no longer being recognized for BGB-290 in 2016 after we repurchased the ex-PRC right from Merck KGaA, Darmstadt Germany in October 2015.

### Research and Development Expense

Research and development expense increased by \$39.7 million to \$98.0 million for the year ended December 31, 2016 from \$58.3 million for the year ended December 31, 2015. The following table summarizes our external clinical, external preclinical and internal research and development expense for the year ended December 31, 2016 and 2015, respectively:

	Year Ended December 31,	
	2016	2015
	(in thousands)	
External cost of clinical-stage programs . . . . .	\$54,373	\$30,806
External cost of preclinical-stage programs . . . . .	6,068	3,514
Internal research and development expenses . . . . .	37,592	23,930
<b>Total research and development expenses . . . . .</b>	<b>\$98,033</b>	<b>\$58,250</b>

The increase in external research and development expense was primarily attributable to the advancement of our clinical and preclinical pipeline, and included the following:

Increases of approximately \$16.3 million, \$10.5 million, \$1.2 million, respectively, for BGB-3111, BGB-A317 and BGB-283, offset by decrease of approximately \$4.4 million for BGB-290.

The increase in internal research and development expense was primarily attributable to the expansion of our development organization and our pipeline, and included the following:

- \$8.9 million increase of employee salary and benefits, which was primarily attributable to hiring of more development personnel during the years ended December 31, 2016;
- \$3.3 million increase of materials and reagent expenses, mainly in connection with the in-house manufacture of drug candidates used for clinical purposes, that were previously outsourced and recorded as external cost;
- \$1.2 million increase of consulting fees, which was mainly attributable to increased scientific, regulatory and development consulting activities, in connection with the advancement of our pipeline;
- \$1.8 million increase of facilities, office expense, rental fee and other expenses; and
- offset by a \$1.5 million decrease of stock-based compensation expense (\$8.1 million in 2016 compared to \$9.6 million in 2015).

### General and Administrative Expense

General and administrative expense increased by \$12.8 million to \$20.1 million for the year ended December 31, 2016 from \$7.3 million for the year ended December 31, 2015. The increase was primarily attributable to the following:

- \$4.4 million increase of employee salary and benefits, which was primarily attributable to hiring of more personnel during the year ended December 31, 2016;

- \$4.8 million increase of professional fees for audit, consulting, recruiting and legal services, mainly in connection with the preparation of our periodic reports, consulting activities, recruiting services and patent prosecution activities;
- \$1.9 million increase of stock-based compensation expense (\$2.5 million in 2016 compared to \$0.6 million in 2015); and
- \$1.7 million increase of travel, office, leasing and other administrative expenses, mainly in connection with the global expansion of our company.

#### *Interest Income (Expense), Net*

Interest income (net) decreased by \$0.2 million to \$0.4 million for the year ended December 31, 2016 from \$0.6 million for the year ended December 31, 2015. The decrease in interest income (net) was primarily attributable to decrease of interest income, mainly generated from short-term investments in treasury securities, municipal bonds and fixed income bonds.

#### *Changes in Fair Value of Financial Instruments*

Loss from changes in fair value of financial instruments decreased by \$0.3 million to \$1.5 million for the year ended December 31, 2016 from \$1.8 million for the year ended December 31, 2015. The decrease in loss from changes in fair value of financial instruments was primarily attributable to change in the fair value of warrants and option liabilities, both of which were exercised in January 2016 and February 2016.

#### *Loss on Sale of Available-for-sale Securities*

The \$1.4 million loss on sale of available-for-sale securities was recorded for the year ended December 31, 2016 following the sale of certain available-for-sale securities.

#### *Other Income, Net*

Other income (net) decreased by \$0.8 million to \$0.4 million for the year ended December 31, 2016 from \$1.2 million for the year ended December 31, 2015. Other income (net) primarily consisted of government grants received and foreign exchange gains/losses recognized.

#### *Income Tax Expense*

Income tax expense was \$0.1 million for the year ended December 31, 2016 compared with nil for the year ended December 31, 2015. Current-year income tax expense was attributable to BeiGene USA, Inc., a wholly owned subsidiary, which was established in July 2015 and provided general management services and strategic advisory services to BeiGene, Ltd. BeiGene, Ltd. and its other subsidiaries were in a cumulative loss position for the year ended December 31, 2016 and 2015.

**Comparison of the Years Ended December 31, 2015 and 2014**

The following table summarizes the results of our operations for the years ended December 31, 2015 and 2014, respectively, together with the changes from year-to-year:

	Year Ended December 31,		
	2015	2014	Change
	(in thousands)		
Collaboration revenue . . . . .	\$ 8,816	\$ 13,035	\$ (4,219)
Operating expenses:			
Research and development . . . . .	(58,250)	(21,862)	(36,388)
General and administrative . . . . .	(7,311)	(6,930)	(381)
<b>Loss from operations . . . . .</b>	<b>(56,745)</b>	<b>(15,757)</b>	<b>(40,988)</b>
Interest income (expense), net . . . . .	559	(3,512)	4,071
Changes in fair value of financial instruments . . .	(1,826)	(2,760)	934
Loss on sale of available-for-sale securities . . . . .	(314)	—	(314)
Gain on Debt Extinguishment . . . . .	—	2,883	(2,883)
Other income, net . . . . .	1,224	600	624
<b>Net loss . . . . .</b>	<b><u>\$(57,102)</u></b>	<b><u>\$(18,546)</u></b>	<b><u>\$(38,556)</u></b>

*Revenue*

Revenue from the Merck KGaA, Darmstadt Germany Collaboration decreased by \$4.2 million to \$8.8 million for the year ended December 31, 2015 from \$13.0 million for the year ended December 31, 2014. The decrease was mainly attributable to the difference between revenues recognized in 2014 for payments received for dosing of 5th patient of BGB-283 and BGB-290 in ex-PRC trials and a payment received in 2015 for dosing of the 5th patient of BGB-283 in PRC trials.

*Research and Development Expense*

Research and development expense increased by \$36.4 million to \$58.3 million for the year ended December 31, 2015 from \$21.9 million for the year ended December 31, 2014. The following table summarizes our research and development expense by program and stage of development for the year ended December 31, 2015 and 2014, respectively:

	Year Ended December 31,	
	2015	2014
	(in thousands)	
External cost of clinical-stage programs . . . . .	\$30,806	\$10,107
External cost of preclinical-stage programs . . . . .	3,514	296
Internal research and development expenses . . . . .	23,930	11,459
<b>Total research and development expenses . . . . .</b>	<b><u>\$58,250</u></b>	<b><u>\$21,862</u></b>

The increase in external research and development expense was primarily attributable to the advancement of our clinical and preclinical pipeline, and included the following:

- Increases of approximately \$7.8 million, \$5.8 million, \$6.4 million, and \$0.7 million respectively for BGB-290, BGB-A317, BGB-3111, and BGB-283, including the recognized expenses associated with the repurchase of ex-PRC rights to BGB-290.

The increase in internal research and development expense was primarily attributable to the expansion of our development organization and our pipeline, and included the following:

- \$7.7 million for increased compensation expenses, which was primarily attributable to the hiring of more development personnel during the year ended December 31, 2015 and increased share option expense (\$9.6 million in 2015 increased from \$4.0 million in 2014); and
- \$4.7 million for increased facilities, reagents, consulting fee and other expenses.

#### *General and Administrative Expense*

General and administrative expense increased by \$0.4 million to \$7.3 million for the year ended December 31, 2015 from \$6.9 million for the year ended December 31, 2014. The increase was primarily attributable to the following:

- \$0.7 million increase of professional fees, in connection with the Series A-2 preferred share financing and initial public offering;
- \$0.9 million increase of employee salary and benefits, which was primarily attributable to hiring of more personnel during the year ended December 31, 2015;
- \$2.0 million decrease in stock option expense (\$0.6 million in 2015 compared to \$2.6 million in 2014) primarily attributable to the contractual discount in the exchange price of a loan advanced by a senior executive to the company into Series A preferred shares which was treated as a compensation expense in 2014; and
- \$0.8 million increase of travel, office, leasing and other administrative expenses, mainly in connection with the global expansion of the company.

#### *Interest Income (Expense), Net*

Interest expense (net) decreased by \$4.1 million from \$3.5 million for the year ended December 31, 2014, resulting in net interest income of \$0.6 million for the year ended December 31, 2015. The decrease in interest expense was primarily attributable to the decrease in interest expenses following conversion of the subordinated convertible promissory note and convertible promissory notes in the Series A preferred share financing, offset by the interest income attributable to short-term investments municipal bonds and corporate fixed income bonds.

#### *Changes in Fair Value of Financial Instruments*

Loss from changes in fair value of financial instruments decreased by \$1.0 million to \$1.8 million for the year ended December 31, 2015 from \$2.8 million for the year ended December 31, 2014. The decrease in loss from change in fair value of financial instruments was primarily attributable to changes in fair value of the redemption feature bifurcated from the MSD subordinated convertible promissory note of \$2.5 million recorded in the year ended December 31, 2014 before conversion to Series A preferred shares in October 2014, offset by the fair value increase of our ordinary shares underlying the warrants and option we issued.

#### *Loss on Sale of Available-for-Sale Securities*

The \$0.3 million loss on sale of available-for-sale securities was recorded for the year ended December 31, 2015 following the sale of certain available-for-sale securities.

### *Gain on Debt Extinguishment*

The \$2.9 million gain on debt extinguishment recorded for the year ended December 31, 2014 resulted from forfeiture of interest of the MSD subordinated convertible promissory note upon automatic conversion of the note in October 2014.

### *Other Income, Net*

Other income increased by \$0.6 million to \$1.2 million for the year ended December 31, 2015 from \$0.6 million for the year ended December 31, 2014. Other income primarily consisted of government grants received and foreign exchange gains recognized.

### **Liquidity and Capital Resources**

Since inception, we have incurred net losses and negative cash flows from our operations. Substantially all of our losses have resulted from funding our research and development programs and general and administrative costs associated with our operations. We incurred net losses of \$119.2 million, \$57.1 million and \$18.5 million for the years ended December 31, 2016, 2015 and 2014, respectively. As of December 31, 2016, we had an accumulated deficit of \$237.4 million. Our primary use of cash is to fund research and development costs. Our operating activities used \$89.5 million, \$39.8 million and \$8.7 million of cash flows during the years ended December 31, 2016, 2015 and 2014, respectively. Historically, we financed our operations principally through proceeds from private placements of preferred shares, promissory notes and convertible notes of \$184.4 million and proceeds from the Merck KGaA, Darmstadt Germany Collaboration of \$37.0 million. On February 8, 2016 and November 23, 2016, we completed our initial public offering and follow-on public offering as follows:

On February 8, 2016, we completed our initial public offering, or IPO, on the NASDAQ Global Select Market. 6,600,000 ADSs representing 85,800,000 ordinary shares were sold at \$24.00 per ADS, or \$1.85 per share. Additionally, the underwriters exercised their options to purchase an additional 990,000 ADSs representing 12,870,000 ordinary shares. Net proceeds from the IPO including underwriter options after deducting underwriting discount and offering expenses were \$166.2 million. The deferred IPO costs of \$16.0 million were recorded as a reduction of the proceeds received from the IPO in the shareholders' equity.

On November 23, 2016, we completed a follow-on public offering at a price of \$32.00 per ADSs, or \$2.46 per share. In this offering, we sold 5,781,250 ADSs representing 75,156,250 ordinary shares. Additionally, the underwriters exercised their options to purchase an additional 850,000 ADSs representing 11,050,000 ordinary shares from us. The selling shareholders sold 468,750 ADSs representing 6,093,750 ordinary shares. Net proceeds from this offering including underwriter options after deducting the underwriting discount and offering expenses were \$198.6 million. We did not receive any proceeds from the sale of the shares by the selling shareholders. The deferred follow-on public offering costs of \$13.6 million were recorded as a reduction of the proceeds received from the offering in shareholders' equity.

The following table provides information regarding our cash flows for the years ended December 31, 2016, 2015 and 2014:

	<b>Year Ended December 31,</b>		
	<b>2016</b>	<b>2015</b>	<b>2014</b>
	(in thousands)		
Net cash used in operating activities . . . . .	\$ (89,513)	\$ (39,843)	\$ (8,694)
Net cash used in investing activities . . . . .	(221,848)	(58,906)	(33,641)
Net cash provided by financing activities . . . . .	380,902	103,205	52,165
Net effect of foreign exchange rate changes . . . . .	104	(485)	142
Net increase in cash and cash equivalents . . . . .	<u>\$ 69,645</u>	<u>\$ 3,971</u>	<u>\$ 9,972</u>

***Net Cash Used in Operating Activities***

The use of cash in all periods presented resulted primarily from our net losses adjusted for non-cash charges and changes in components of working capital. The primary use of our cash in all periods presented was to fund the development of our research and development, regulatory and other clinical trial costs, and related supporting administration. Our prepaid expenses and other current assets, accounts payable and accrued expense balances in all periods presented were affected by the timing of vendor invoicing and payments.

During the year ended December 31, 2016, operating activities used \$89.5 million of cash, which resulted principally from our net loss of \$119.2 million, adjusting for non-cash charges of \$15.5 million and interest expense of \$0.1 million, and by cash provided in our operating assets and liabilities of \$14.1 million. Our net non-cash charges during the year ended December 31, 2016 primarily consisted of \$1.9 million of depreciation expense, \$10.6 million of share-based compensation expense, a \$1.4 million loss on sale of available-for-sale securities and a \$1.5 million loss from changes in the fair value of financial instruments related to the valuation changes of warrants and option liabilities that were exercised in the year.

During the year ended December 31, 2015, operating activities used \$39.8 million of cash, which resulted principally from our net loss of \$57.1 million, adjusting for non-cash charges of \$13.9 million and interest expense of \$1.1 million, and by cash provided in our operating assets and liabilities of \$2.3 million. Our net non-cash charges during the year ended December 31, 2015 primarily consisted of \$1.5 million of depreciation expense, \$10.2 million of share-based compensation expense and a \$1.8 million loss from changes in the fair value of financial instruments.

During the year ended December 31, 2014, our operating activities used \$8.7 million of cash, which resulted principally from our net loss of \$18.5 million, adjusted for non-cash charges of \$11.0 million and interest expense of \$3.3 million, gain on debt extinguishment of \$2.9 million, and by cash used in our operating assets and liabilities of \$1.6 million. Our net non-cash charges during the year ended December 31, 2014 primarily consisted of \$1.6 million of depreciation expense, \$6.6 million of share-based compensation expense, a \$2.8 million loss from changes in fair value of financial instruments.

***Net Cash Used in Investing Activities***

Net cash used in investing activities was \$221.8 million for the year ended December 31, 2016 compared to \$58.9 million for the year ended December 31, 2015. The increase in cash used in investing activities was primarily due to \$198.4 million net purchase of available-for-sale securities and \$23.5 million paid to purchase property and equipment.

Net cash used in investing activities was \$58.9 million for the year ended December 31, 2015 compared to \$33.6 million for the year ended December 31, 2014. The increase in cash used in



investing activities was primarily due to a net purchase of \$53.6 million worth of short-term investments and \$5.3 million paid to purchase property and equipment.

#### ***Net Cash Provided by Financing Activities***

Net cash provided by financing activities was \$380.9 million for the year ended December 31, 2016 compared to \$103.2 million for the year ended December 31, 2015. The increase was primarily due to proceeds of \$366.7 million from our initial and follow-on public offerings, net of offering costs, long-term loan proceeds of \$12.0 million from Suzhou Industrial Park Biotech Development Co., Ltd. and China Construction Bank and proceeds of \$2.2 million from the exercise of warrants and options.

Net cash provided by financing activities was \$103.2 million for the year ended December 31, 2015 compared to \$52.2 million for the year ended December 31, 2014. The increase was primarily due to the issuance of \$97.4 million Series A-2 preferred shares to certain investors and long-term loan proceeds of \$6.2 million from Suzhou Industrial Park Biotech Development Co., Ltd. and China Construction Bank.

#### ***Operating Capital Requirements***

We do not expect to generate significant revenue from product sales unless and until we obtain regulatory approval of and commercialize one of our current or future drug candidates. We anticipate that we will continue to generate losses for the foreseeable future, and we expect the losses to increase as we continue the development of, and seek regulatory approvals for, our drug candidates and begin to commercialize any approved products. As a newly public company, we will incur additional costs associated with operating as a public company. In addition, subject to obtaining regulatory approval of any of our drug candidates, we expect to incur significant commercialization expenses for product sales, marketing and manufacturing. Accordingly, we anticipate that we will need substantial additional funding in connection with our continuing operations.

Based on our current operating plan, we expect that our existing cash, cash equivalents and short-term investments as of December 31, 2016, will enable us to fund our operating expenses and capital expenditures requirements for at least the next 15 months. We expect that our expenses will continue to increase substantially as we fund clinical development of BGB-3111, BGB-A317, BGB-290 and BGB-283, fund new and ongoing research and development activities and working capital and other general corporate purposes. We have based our estimates on assumptions that may prove to be wrong, and we may use our available capital resources sooner than we currently expect. Because of the numerous risks and uncertainties associated with the development and commercialization of our drug candidates, we are unable to estimate the amounts of increased capital outlays and operating expenditures necessary to complete the development and commercialization of our drug candidates.

Our future capital requirements will depend on many factors, including:

- the costs, timing and outcome of regulatory reviews and approvals;
- the ability of our drug candidates to progress through clinical development successfully;
- the initiation, progress, timings, costs and results of nonclinical studies and clinical trials for our other programs and potential drug candidates;
- the number and characteristics of the drug candidate we pursue;
- the costs of preparing, filing and prosecuting patent applications, maintaining and enforcing our intellectual property rights and defending intellectual property-related claims;
- the extent to which we acquire or in-license other products and technologies; and
- our ability to maintain and establish collaboration arrangements on favorable terms, if at all.

Until such time, if ever, as we can generate substantial product revenue, we expect to finance our cash needs through a combination of equity offerings, debt financings, collaborations, strategic alliances, licensing arrangements and government grants. To the extent that we raise additional capital through the sale of equity or convertible debt securities, the ownership interest of our shareholders will be diluted, and the terms of these securities may include liquidation or other preferences that adversely affect your rights as an ADS holder. Debt financing, if available, may involve agreements that include covenants limiting or restricting our ability to take specific actions, such as incurring additional debt, making capital expenditures or declaring dividends and may require the issuance of warrants, which could potentially dilute your ownership interest. If we raise additional funds through collaborations, strategic alliances or licensing arrangements with third parties, we may have to relinquish valuable rights to our technologies, future revenue streams or research programs or to grant licenses on terms that may not be favorable to us. If we are unable to raise additional funds through equity or debt financings when needed, we may be required to delay, limit, reduce or terminate our product development or future commercialization efforts or grant rights to develop and market products or drug candidates that we would otherwise prefer to develop and market ourselves.

### Contractual Obligations and Commitments

The following table summarizes our significant contractual obligations as of payment due date by period at December 31, 2016:

	Payments Due by Period				
	Total	Less Than 1 Year	1-3 Years (in thousands)	3-5 Years	More Than 5 Years
<b>Contractual obligations</b>					
Operating lease commitments . . . . .	\$ 9,515	\$2,931	\$ 4,527	\$2,057	—
Long-term debt obligation . . . . .	17,284	—	17,284	—	—
Capital commitments . . . . .	4,527	4,527	—	—	—
Total . . . . .	<u>\$31,326</u>	<u>\$7,458</u>	<u>\$21,811</u>	<u>\$2,057</u>	<u>—</u>

### Operating Lease Commitments

We lease office and manufacturing facilities in Beijing and Suzhou, PRC under non-cancelable operating leases expiring on different dates. Payments under operating leases are expensed on a straight-line basis over the periods of the respective leases, and the terms of the leases do not contain rent escalation, contingent rent, renewal or purchase options. The future minimum payments under these non-cancelable operating leases are summarized in the table above. In addition, we lease office facilities in the Greater Boston area, California and New Jersey, United States.

On April 10, 2016, we entered into a Lease Agreement with Suzhou Industrial Park Biotech Development Co., Ltd. for an approximately 11,000 square meter facility for research and manufacturing use in Suzhou, China. The lease commenced on April 18, 2016 and will expire on July 17, 2021. The initial rent, the payment of which commenced on July 18, 2016, is RMB 280,650 per month, plus service charges of RMB 65,485 per month and other fees for use of the premises, including water costs and electricity. The service charges will remain unchanged for the first three years and the increasing range thereafter will not exceed 5% of the previous yearly service charges. Suzhou Industrial Park Administrative Committee will pay our full monthly rent for the first three years and 50% of the monthly rent for the following two years. The lease contains customary covenants, insurance and indemnification obligations, and termination provisions.

### ***Long-term Debt Obligation***

On September 2, 2015, BeiGene Suzhou entered into a loan agreement with Suzhou Industrial Park Biotech Development Co., Ltd. and China Construction Bank, to borrow \$17.3 million at a 7% fixed annual interest rate. As of December 31, 2016, we have drawn down \$17.3 million, which is secured by BeiGene Suzhou's equipment with a carrying amount of \$22.3 million and our rights to a PRC patent on a drug candidate. The loan amounts of \$8.7 million and \$8.6 million are repayable on September 30, 2018 and 2019, respectively.

### ***Capital Commitments***

We had capital commitments amounting to \$4.5 million for the acquisition of property, plant and equipment as of December 31, 2016, which was primarily for building BeiGene Suzhou's manufacturing facility in Suzhou, China.

### ***Other Business Agreements***

We enter into agreements in the normal course of business with CROs and institutions to license intellectual property. We have not included these future payments in the table of contractual obligations above since the contracts are cancelable at any time by us with prior written notice.

### ***Off-Balance Sheet Arrangements***

We did not have during the periods presented, and we do not currently have, any off-balance sheet arrangements, as defined under SEC rules, such as relationships with unconsolidated entities or financial partnerships, which are often referred to as structured finance or special purpose entities, established for the purpose of facilitating financing transactions that are not required to be reflected on our balance sheets.

### ***Critical Accounting Policies and Significant Judgments and Estimates***

Our discussion and analysis of our financial condition and results of operations is based on our financial statements, which have been prepared in accordance with accounting principles generally accepted in the United States of America, or GAAP. The preparation of these financial statements requires us to make estimates and assumptions that affect the reported amounts of assets, liabilities and the disclosure of contingent assets and liabilities at the date of our financial statements and the reported amounts of revenues and expenses during the periods. We evaluate our estimates and judgments on an ongoing basis, including but not limited to, estimating the useful lives of long-lived assets, identifying separate accounting units and estimating the best estimate selling price of each deliverable in our revenue arrangements, assessing the impairment of long-lived assets, share-based compensation expenses, realizability of deferred tax assets and the fair value of warrant and option liabilities. We base our estimates on historical experience, known trends and events, contractual milestones and other various factors that are believed to be reasonable under the circumstances, the results of which form the basis for making judgments about the carrying values of assets and liabilities that are not readily apparent from other sources. Our actual results may differ from these estimates under different assumptions or conditions.

We believe the following critical accounting policies reflect our more significant estimates and assumptions used in the preparation of our financial statements.

### ***Revenue Recognition***

We recognize revenues from research and development collaborative arrangements when persuasive evidence of an arrangement exists, delivery has occurred or services have been rendered, the

fee is fixed or determinable, and there is reasonable assurance that the related amounts are collectible in accordance with ASC 605, *Revenue Recognition*, or ASC 605. Our collaborative arrangements may contain multiple elements, including grants of licenses to intellectual property rights, agreement to provide research and development services and other deliverables. The deliverables under such arrangements are evaluated under ASC 605-25, *Multiple-Element Arrangements*. Pursuant to ASC 605-25, each required deliverable is evaluated to determine whether it qualifies as a separate unit of accounting based on whether the deliverable has “stand-alone value” to the customer. The collaborative arrangements do not include a right of return for any deliverable. The arrangement’s consideration that is fixed or determinable, excluding contingent payments, is then allocated to each separate unit of accounting based on the relative selling price of each deliverable. The relative selling price for each deliverable is determined using vendor specific objective evidence, or VSOE, of selling price or third-party evidence, or TPE, of selling price if VSOE does not exist. If neither VSOE nor TPE exists, we use the best estimate of the selling price, or BESE, for the deliverable. In general, the consideration allocated to each unit of accounting is recognized as the related goods or services are delivered, limited to the consideration that is not contingent upon future deliverables. Non-refundable payments received before all of the relevant criteria for revenue recognition are satisfied are recorded as advances from customers.

Upfront non-refundable payments for licensing our intellectual property are evaluated to determine if the licensee can obtain stand-alone value from the license separate from the value of the research and development services and other deliverables in the arrangement to be provided by us. We act as the principal under our arrangements and licensing intellectual property is part of our ongoing major or central operations. The license right is not contingent upon the delivery of additional items or meeting other specified performance conditions. Therefore, when stand-alone value of the license is determinable, the allocated consideration is recognized as collaboration revenue upon delivery of the license rights.

As we act as the principal under our arrangements, and research and development services are also part of our ongoing major or central operations, we recognize the allocated consideration related to reimbursements of research and development costs as collaboration revenue when delivery or performance of such services occurs.

Product development, royalties and commercial event payments, collectively referred to as target payments, under collaborative arrangements are triggered either by the results of our research and development efforts, achievement of regulatory goals or by specified sales results by a third-party collaborator. Under ASC 605-28, *Milestone Method of Revenue Recognition*, an accounting policy election can be made to recognize a payment that is contingent upon the achievement of a substantive milestone in its entirety in the period in which the milestone is achieved. We elected not to adopt the milestone method of revenue recognition under ASC 605-28.

Targets related to our development-based activities may include initiation of various phases of clinical trials and applications and acceptance for product approvals by regulatory agencies. Due to the uncertainty involved in meeting these development-based targets, we would account for development-based targets as collaboration revenue upon achievement of the respective development target. Royalties based on reported sales of licensed products will be recognized as collaboration revenue based on contract terms when reported sales are reliably measurable and collectability is reasonably assured. Targets related to commercial activities may be triggered upon events such as first commercial sale of a product or when sales first achieve a defined level. Since these targets would be achieved after the completion of our development activities, we would account for the commercial event targets in the same manner as royalties, with collaboration revenue recognized upon achievement of the target. To date, none of the products have been approved. Hence, no revenue has been recognized related to royalties or commercial event based targets in any of the periods presented.

Any subsequent payments to be made to the collaborator such as profit sharing payments based on net sales that are not related to research and development services would be recorded as expenses from the collaborative arrangement. To date, no payments have been made to the collaborator.

### ***Research and Development Expenses***

Research and development expenses represent costs associated with the collaborative arrangements, which primarily include (1) payroll and related costs (including share-based compensation) associated with research and development personnel; (2) costs related to clinical trials and preclinical testing of our technologies under development; (3) costs to develop the product candidates, including raw materials and supplies, product testing, depreciation, and facility related expenses; (4) expenses for research services provided by universities and contract laboratories, including sponsored research funding; and (5) other research and development expenses. Research and development expenses are charged to expense as incurred when these expenditures relate to our research and development services and have no alternative future uses.

Clinical trial costs are a significant component of our research and development expenses. We have a history of contracting with third parties that perform various clinical trial activities on behalf of us in the ongoing development of our product candidates. Expenses related to clinical trials are accrued based on our estimates of the actual services performed by the third parties for the respective period. If the contracted amounts are modified (for instance, as a result of changes in the clinical trial protocol or scope of work to be performed), we will modify the related accruals accordingly on a prospective basis. Revisions in the scope of a contract are charged to expense in the period in which the facts that give rise to the revision become reasonably certain.

The process of estimating our research and development expenses involves reviewing open contracts and purchase orders, communicating with our personnel to identify services that have been performed on our behalf and estimating the level of service performed and the associated costs incurred for the services when we have not yet been invoiced or otherwise notified of the actual costs. The majority of our service providers invoice us in arrears for services performed, on a pre-determined schedule or when contractual milestones are met; however, some require advanced payments. We make estimates of our expenses as of each balance sheet date in our financial statements based on facts and circumstances known to us at that time. Although we do not expect our estimates to be materially different from amounts actually incurred, our understanding of the status and timing of services performed relative to the actual status and timing of services performed may vary and may result in us reporting expenses that are too high or too low in any particular period. To date, we have not made any material adjustments to our prior estimates of research and development expenses.

### ***Share-Based Compensation***

#### *Awards Granted to Employees*

We apply ASC 718, *Compensation—Stock Compensation*, or ASC 718, to account for our employee share-based payments. In accordance with ASC 718, we determine whether an award should be classified and accounted for as a liability award or equity award. All our grants of share-based awards to employees were classified as equity awards and are recognized in the financial statements based on their grant date fair values. We have elected to recognize compensation expense using the straight-line method for all employee equity awards granted with graded vesting based on service conditions provided that the amount of compensation cost recognized at any date is at least equal to the portion of the grant-date value of the options that are vested at that date. We use the accelerated method for all awards granted with graded vesting based on performance conditions. To the extent the required vesting conditions are not met resulting in the forfeiture of the share-based awards, previously recognized compensation expense relating to those awards are reversed. ASC 718 requires forfeitures to

be estimated at the time of grant and revised, if necessary, in the subsequent period if actual forfeitures differ from initial estimates.

Forfeiture rates are estimated based on historical and future expectations of employee turnover rates and are adjusted to reflect future changes in circumstances and facts, if any. Share-based compensation expense is recorded net of estimated forfeitures such that expense is recorded only for those share-based awards that are expected to vest. To the extent we revise these estimates in the future, the share-based payments could be materially impacted in the period of revision, as well as in following periods. We, with the assistance of an independent third-party valuation firm, determined the fair value of the share options granted to employees. The binomial option pricing model was applied in determining the estimated fair value of the options granted to employees.

#### *Awards Granted to Non-employees*

We have accounted for equity instruments issued to non-employees in accordance with the provisions of ASC 718 and ASC 505, *Equity*. All transactions in which goods or services are received in exchange for equity instruments are accounted for based on the fair value of the consideration received or the fair value of the equity instrument issued, whichever is more reliably measurable. The measurement date of the fair value of the equity instrument issued is the date on which the counterparty's performance is completed as there is no associated performance commitment. The expense is recognized in the same manner as if we had paid cash for the services provided by the non-employees in accordance with ASC 505-50, *Equity-based payments to non-employees*.

#### *Modification of Awards*

A change in any of the terms or conditions of the awards is accounted for as a modification of the award. Incremental compensation cost is measured as the excess, if any, of the fair value of the modified award over the fair value of the original award immediately before its terms are modified, measured based on the fair value of the awards and other pertinent factors at the modification date. For vested awards, we recognize incremental compensation cost in the period the modification occurs. For unvested awards, we recognize over the remaining requisite service period, the sum of the incremental compensation cost and the remaining unrecognized compensation cost for the original award on the modification date. If the fair value of the modified award is lower than the fair value of the original award immediately before modification, the minimum compensation cost we recognize is the cost of the original award.

#### *Significant Factors, Assumptions and Methodologies Used in Determining Fair Value*

The fair value of each share option grant is estimated using the binomial option-pricing model. The model requires the input of highly subjective assumptions including the estimated expected share price volatility and, the share price upon which (i.e. the exercise multiple) the employees are likely to exercise share options. The trading history and observation period of our own share price movement has not been long enough to match the life of the share option. Therefore, we estimate our expected share price volatility based on the historical volatility of a group of similar companies, which are publicly-traded. When selecting these public companies on which we have based our expected share price volatility, we selected companies with characteristics similar to us, including the invested capital's value, business model, development stage, risk profiles, position within the industry, and with historical share price information sufficient to meet the contractual life of our share-based awards. We will continue to apply this process until a sufficient amount of historical information regarding the volatility of our own share price becomes available. For the exercise multiple, we were not able to develop an exercise pattern as reference, thus the exercise multiple is based on management's estimation, which we believe is representative of the future exercise pattern of the options. The risk-free interest rates for the periods within the contractual life of the option are based on the U.S. Treasury yield curve in effect

during the period the options were granted. Expected dividend yield is based on the fact that we have never paid, and do not expect to pay cash dividends in the foreseeable future.

The assumptions adopted to estimate the fair value of share options using the binomial option pricing model were as follows:

	Year Ended December 31,		
	2016	2015	2014
Risk-free interest rate . . . . .	1.8%–2.6%	1.5%–2.4%	1.9%–2.6%
Expected exercise multiple . . . . .	2.2–2.8	2.2–2.8	2.2–2.8
Expected volatility . . . . .	98%–100%	94%–106%	99%–104%
Expected dividend yield . . . . .	0%	0%	0%
Contractual life . . . . .	10 years	10 years	10 years

We are also required to estimate forfeitures at the time of grant, and revise those estimates in subsequent periods if actual forfeitures differ from our estimates. We use historical data to estimate pre-vesting option forfeitures and record share-based compensation expense only for those awards that are expected to vest. To the extent that actual forfeitures differ from our estimates, the difference is recorded as a cumulative adjustment in the period the estimates were revised.

These assumptions represented our best estimates, but the estimates involve inherent uncertainties and the application of our judgment. As a result, if factors change and we use significantly different assumptions or estimates when valuing our share options, our share-based compensation expense could be materially different.

The following table summarizes total compensation cost recognized for the years ended December 31, 2016, 2015 and 2014:

	Year Ended December 31,		
	2016	2015	2014
		(in thousands)	
Research and development . . . . .	\$ 8,076	\$ 9,593	\$4,030
General and administration . . . . .	2,549	618	2,607
Total . . . . .	<u>\$10,625</u>	<u>\$10,211</u>	<u>\$6,637</u>

As of December 31, 2016, there was \$63.2 million of total unrecognized share-based compensation expenses, net of estimated forfeitures, related to unvested share-based awards which are expected to be recognized over a weighted-average period of 3.43 years. As of December 31, 2015, there was \$15.63 million of total unrecognized share-based compensation expenses, net of estimated forfeitures, related to unvested share-based awards which are expected to be recognized over a weighted-average period of 2.32 years. In future periods, our share-based compensation expense is expected to increase as a result of recognizing our existing unrecognized share-based compensation for awards that will vest and as we issue additional share-based awards to attract and retain our employees.

## *Fair Value Estimate*

### Fair value of ordinary shares

With the completion of our initial public offering in February 2016, a public trading market for the ADSs has been established, and it is no longer necessary for our board of directors to estimate the fair value of our ordinary shares in connection with our accounting for granted share options and restricted shares.

Prior to our initial public offering, we were required to estimate the fair value of the ordinary shares underlying our share-based awards when performing the fair value calculations with the binomial option model. Therefore, our board of directors estimated the fair value of our ordinary shares at various dates, with input from management, considering the third-party valuations of ordinary shares at each grant date. The valuations of our ordinary shares were performed using methodologies, approaches and assumptions consistent with the American Institute of Certified Public Accountants Audit and Accounting Practice Aid Series: *Valuation of Privately-Held-Company Equity Securities Issued as Compensation*, or the AICPA Practice Guide. In addition, our board of directors considered various objective and subjective factors, along with input from management and the independent third-party valuation firm, to determine the fair value of our ordinary shares, including: external market conditions affecting the biopharmaceutical industry, trends within the biopharmaceutical industry, the prices at which we sold preferred shares, the superior rights and preference of the preferred shares or other senior securities relative to our ordinary shares at the time of each grant, the results of operations, financials position, status of our research and development efforts, our stage of development and business strategy, and the lack of an active public market for our ordinary shares, and the likelihood of achieving a liquidity event such as an initial public offering. The option-pricing method was used to allocate the invested capital's enterprise value to preferred shares or other senior securities and ordinary shares, taking into account the guidance prescribed by the AICPA Practice Guide. This method treats ordinary shares and preferred shares or other senior securities as call options on the invested capital's value, with exercise prices based on their respective payoffs upon a liquidity event.

In determining the invested capital's value, we applied the discounted cash flow analysis based on our projected cash flow using our best estimate as of the valuation date. The determination of our invested capital's value requires complex and subjective judgments to be made regarding our projected financial and operating results, our unique business risks, and our operating history and prospects at the time of valuation.

### Fair value of options and restricted shares

Our board of directors determined the fair value of our share options and the restricted shares as of the date of grant, taking into consideration the various objective and subjective factors described above, including the conclusion of valuation of our ordinary shares as of dates close to the grant dates of our share options and the restricted shares discussed below. We computed the per share weighted-average estimated fair value for share option grants based on the binomial option pricing model and the per share weighted-average estimated fair value for restricted shares based on per share estimated fair value of ordinary shares as of the date of grant.

## *Derivative Instruments*

ASC 815, *Derivatives and Hedging*, requires all contracts which meet the definition of a derivative to be recognized in the consolidated financial statements as either assets or liabilities and recorded at fair value. Changes in the fair value of derivative financial instruments are either recognized periodically in income/loss or in shareholders' deficit as a component of other comprehensive income depending on the use of the derivative and whether it qualifies for hedge accounting. Changes in fair values of derivatives not qualified as hedges are reported in the consolidated statements of operations.



The estimated fair values of derivative instruments are determined at discrete points in time based on the relevant market information. We calculated these estimates with reference to the market rates using industry standard valuation techniques with the assistance of an independent third-party valuation firm.

#### Fair value estimation on the exercise dates

The warrants in connection with the convertible promissory notes and the option to purchase shares by rental deferral were exercised in January and February 2016. The fair values of the warrants and option liabilities were determined using significant other observable inputs (Level 2), estimated using the intrinsic value, which equals to the difference between the share price at the IPO closing date and the exercise price, as the exercise dates were immediately prior to or very close to the IPO closing date.

#### Fair value estimation prior to the exercise dates

As presented in the prior subsection, “Fair Value Estimate,” we applied the discounted cash flow analysis to estimate the invested capital’s value as of various valuation dates and the option-pricing method was used to allocate the invested capital’s value to preferred shares or other senior securities and ordinary shares. The derived fair value of ordinary share and preferred shares was then further used as inputs to the Black-Scholes option pricing model to estimate the fair value of the derivative instruments. The Black-Scholes option pricing model requires the input of highly subjective assumptions, including the risk-free interest rate, the expected volatility of the underlying stock and the expected life of the derivative instruments. These estimates involve inherent risk and uncertainties and the application of management’s judgment. To determine the expected life of the derivative instruments, we have considered factors including the timing of expected various liquidity events and their respective probabilities as well as the contractual life of the derivative instruments. The risk-free interest rates for the periods within the expected life of the option are based on the U.S. Treasury yield curve. We historically have been a private company and lack company-specific historical and implied volatility information. Therefore, we estimate our expected volatility based on the historical volatility of a group of similar companies, which are publicly-traded.

We have measured the warrants and option liabilities at fair values on a recurring basis using significant unobservable inputs (Level 3) as of December 31, 2015. The significant unobservable inputs

used in the fair value measurement and the corresponding impacts to the fair values are presented below:

<u>Financial Instrument</u>	<u>Valuation Techniques</u>	<u>Unobservable Inputs</u>	<u>Estimation 2015</u>
Option to purchase shares by rental deferral . . . . .	Invested capital value allocation by Black-Scholes option pricing model	Invested capital value	\$665,213
		Volatility for invested capital value allocation	83%
		Volatility for Black-Scholes option pricing model	69%–83%
		Discount for lack of marketability (DLOM)	11%
Warrants in connection with the Convertible Promissory Notes . . . . .	Invested capital value allocation by Black-Scholes option pricing model	Invested capital value	\$665,213
		Volatility for invested capital value allocation	83%
		Volatility for Black-Scholes option pricing model	69%–83%
		DLOM	11%

***Income Taxes***

We use the liability method of accounting for income taxes. Under this method, deferred tax assets and liabilities are determined based on the differences between the financial reporting and the tax bases of assets and liabilities and are measured using enacted tax rates and laws that will be in effect when the differences are expected to reverse. A valuation allowance is provided when it is more likely than not that some portion or all of a deferred tax asset will not be realized.

In November 2015, the FASB issued Accounting Standards Update 2015-17, Balance Sheet Classification of Deferred Taxes, which requires deferred income tax assets and liabilities to be classified as non-current in a classified balance sheet, and eliminates the prior guidance, which required an entity to separate deferred tax assets and liabilities into a current amount and a non-current amount in a classified balance sheet. We changed the manner in which we classify deferred tax assets and liabilities retrospectively from the fourth quarter of 2016 due to the early adoption of Accounting Standards Update 2015-17. The adoption of this guidance has no impact on prior year balances as current deferred tax assets and liabilities are both nil as of December 31, 2015.

We evaluate our uncertain tax positions using the provisions of ASC 740, *Income Taxes*, which requires that realization of an uncertain income tax position be recognized in the financial statements. The benefit to be recorded in the financial statements is the amount most likely to be realized assuming a review by tax authorities having all relevant information and applying current conventions. It is our policy to recognize interest and penalties related to unrecognized tax benefits, if any, as a component of income tax expense.

## **Recent Accounting Pronouncements**

See Note 2 to our consolidated financial statements included in this Annual Report on Form 10-K for information regarding recent accounting pronouncements.

## **JOBS Act**

Under Section 107(b) of the Jumpstart Our Business Startups Act of 2012, or the JOBS Act, an “emerging growth company” can delay the adoption of new or revised accounting standards until such time as those standards would apply to private companies. We have irrevocably elected not to avail ourselves of this exemption and, as a result, we will adopt new or revised accounting standards at the same time as other public companies that are not emerging growth companies. There are other exemptions and reduced reporting requirements provided by the JOBS Act that we are currently evaluating. For example, as an emerging growth company, we are exempt from Sections 14A(a) and (b) of the Exchange Act which would otherwise require us to (1) submit certain executive compensation matters to shareholder advisory votes, such as “say-on-pay,” “say-on-frequency” and “golden parachutes;” and (2) disclose certain executive compensation related items such as the correlation between executive compensation and performance and comparisons of our chief executive officer’s compensation to our median employee compensation. We also rely on an exemption from the rule requiring us to provide an auditor’s attestation report on our internal controls over financial reporting pursuant to Section 404(b) of the Sarbanes-Oxley Act and the rule requiring us to comply with any requirement that may be adopted by the PCAOB regarding mandatory audit firm rotation or a supplement to the auditor’s report providing additional information about the audit and the financial statements, known as the auditor discussion and analysis. We will continue to remain an “emerging growth company” until the earliest of the following: (1) the last day of the fiscal year following the fifth anniversary of the date of the completion of our initial public offering, (2) the last day of the fiscal year in which our total annual gross revenue is equal to or more than \$1 billion, (3) the date on which we have issued more than \$1 billion in nonconvertible debt during the previous three years, or (4) the date on which we are deemed to be a large accelerated filer under the rules of the SEC.

## **Item 7A. Quantitative and Qualitative Disclosures About Market Risk**

### **Interest and Credit Risk**

Financial instruments that are potentially subject to credit risk consist of cash and cash equivalents and short-term investments. The carrying amounts of cash and cash equivalents and short-term investments represent the maximum amount of loss due to credit risk. We had cash and cash equivalents of \$87.5 million, \$17.9 million and \$13.9 million and short term investments of \$280.7 million, \$82.6 million and \$30.5 million at December 31, 2016, 2015 and 2014, respectively. At December 31, 2016, our cash and cash equivalents were deposited with various major reputable financial institutions located in the PRC and international financial institutions outside of the PRC. The deposits placed with these financial institutions are not protected by statutory or commercial insurance. In the event of bankruptcy of one of these financial institutions, we may be unlikely to claim our deposits back in full. We believe that these financial institutions are of high credit quality, and we continually monitor the credit worthiness of these financial institutions. At December 31, 2016 our short-term investments consisted primarily of U.S. Treasury securities. We believe that the U.S. Treasury securities are of high credit quality and continually monitor the credit worthiness of these institutions.

The primary objectives of our investment activities are to preserve principle, provide liquidity and maximize income without significant increasing risk. Our primary exposure to market risk relates to fluctuations in the interest rates which are affected by changes in the general level of PRC and U.S. interest rates. Given the short-term nature of our cash equivalents, we believe that a sudden change in

market interest rates would not be expected to have a material impact on our financial condition and/or results of operation. We estimate that a hypothetical 100-basis point change in market interest rates would impact the fair value of our investment portfolio as of December 31, 2016 by \$1.6 million.

We do not believe that our cash, cash equivalents and short-term investments have significant risk of default or illiquidity. While we believe our cash and cash equivalents do not contain excessive risk, we cannot provide absolute assurance that in the future investments will not be subject to adverse changes in market value.

### **Foreign Currency Exchange Rate Risk**

We are exposed to foreign exchange risk arising from various currency exposures. Our functional currency is the U.S. dollar, but a portion of our operating transactions and assets and liabilities are in other currencies, such as RMB, Australian dollar and Euro. We do not believe that we currently have any significant direct foreign exchange risk and have not used any derivative financial instruments to hedge exposure to such risk.

RMB is not freely convertible into foreign currencies for capital account transactions. The value of RMB against the U.S. dollar and other currencies is affected by, among other things, changes in China's political and economic conditions and China's foreign exchange prices. From July 21, 2005, the RMB is permitted to fluctuate within a narrow and managed band against a basket of certain foreign currencies. For the RMB against U.S. dollars, there was depreciation of approximately 6.3%, 4.4% and 2.4% in the year ended December 31, 2016, 2015 and 2014. It is difficult to predict how market forces or PRC or U.S. government policy may impact the exchange rate between the RMB and the U.S. dollar in the future.

To the extent that we need to convert U.S. dollars into RMB for capital expenditures and working capital and other business purpose, appreciation of RMB against the U.S. dollar would have an adverse effect on the RMB amount we would receive from the conversion. Conversely, if we decide to convert RMB into U.S. dollars for the purpose of making payments for dividends on our ordinary shares, strategic acquisitions or investments or other business purposes, appreciation of the U.S. dollar against RMB would have a negative effect on the U.S. dollar amount available to us.

In addition, a significant depreciation of the RMB against the U.S. dollar may significantly reduce the U.S. dollar equivalent of our earnings or losses.

### **Currency Convertibility Risk**

A majority of our expenses and a significant portion of our assets and liabilities are denominated in RMB. On January 1, 1994, the PRC government abolished the dual rate system and introduced a single rate of exchange as quoted daily by the People's Bank of China, or PBOC. However, the unification of exchange rates does not imply that the RMB may be readily convertible into U.S. dollars or other foreign currencies. All foreign exchange transactions continue to take place either through the PBOC or other banks authorized to buy and sell foreign currencies at the exchange rates quoted by the PBOC. Approvals of foreign currency payments by the PBOC or other institutions require submitting a payment application form together with suppliers' invoices, shipping documents and signed contracts.

Additionally, the value of the RMB is subject to changes in central government policies and international economic and political developments affecting supply and demand in the PRC foreign exchange trading system market.

## **Effects of Inflation**

Inflation generally affects us by increasing our cost of labor and clinical trial costs. We do not believe that inflation has had a material effect on our results of operations during the year ended December 31, 2016.

## **Item 8. Financial Statements and Supplementary Data**

The financial statements required to be filed pursuant to this item are appended to this Annual Report. An index of those financial statements is in “Part IV—Item 15—Exhibits, Financial Statement Schedules.”

## **Item 9. Changes in and Disagreements with Accountants on Accounting and Financial Disclosure**

None.

## **Item 9A. Controls and Procedures**

### **Evaluation of Disclosure Controls and Procedures**

Our management, with the participation of our Chief Executive Officer and our Chief Financial Officer, evaluated the effectiveness of our disclosure controls and procedures as of December 31, 2016. The term “disclosure controls and procedures,” as defined in Rule 13a-15(e) under the Exchange Act means controls and other procedures of a company that are designed to ensure that information required to be disclosed by the company in the reports that it files or submits under the Exchange Act is recorded, processed, summarized and reported, within the time periods specified in the SEC’s rules and forms. Disclosure controls and procedures include, without limitation, controls and procedures designed to ensure that information required to be disclosed by a company in the reports that it files or submits under the Exchange Act is accumulated and communicated to the company’s management, including its principal executive and principal financial officers, as appropriate to allow timely decisions regarding required disclosure. Management recognizes that any controls and procedures, no matter how well-designed and operated, can provide only reasonable assurance of achieving their objectives, and management necessarily applies its judgment in evaluating the cost-benefit relationship of possible controls and procedures. Based on the evaluation of our disclosure controls and procedures as of December 31, 2016, our management, including our Chief Executive Officer and Chief Financial Officer concluded that, as of such date, our disclosure controls and procedures were effective at the reasonable assurance level.

### **Management’s Annual Report on Internal Control Over Financial Reporting**

Our management is responsible for establishing and maintaining adequate control over financial reporting, as such term is defined in Rules 13a-15(f) and 15d-15(f) under the Exchange Act. Our internal control over financial reporting is a process designed to provide reasonable assurance regarding the reliability of financial reporting and the preparation of financial statements for external purposes in accordance with accounting principles generally accepted in the United States of America. Because of its inherent limitations, internal control over financial reporting may not prevent or detect misstatements. In addition, projections of any evaluation of effectiveness to future periods are subject to the risk that controls may become inadequate because of changes in conditions and that the degree of compliance with policies or procedures may deteriorate. Management assessed the effectiveness of our internal control over financial reporting as of December 31, 2016. In making this assessment, management used the criteria set forth in the Internal Control—Integrated Framework (2013) issued by the Committee of Sponsoring Organizations of the Treadway Commission (COSO).

Based on its assessment of internal control over financial reporting, our management, including our Chief Executive Officer and Chief Financial Officer have concluded that, as of December 31, 2016, our internal control over financial reporting was effective. Because of its inherent limitations, internal control over financial reporting may not prevent or detect misstatements. Therefore, even those systems determined to be effective can provide only assurance at a reasonable level with respect to the financial statement preparation and presentation.

### **Changes in Internal Control over Financial Reporting**

In connection with the audit of our consolidated financial statements for the years ended December 31, 2013, 2014 and 2015, we identified a material weakness in our internal control over financial reporting that related to having an insufficient number of financial reporting personnel with an appropriate level of knowledge, experience and training in application of GAAP and SEC rules and regulations commensurate with our reporting requirements.

In 2016, we implemented measures designed to improve our internal control over financial reporting to remediate this material weakness, including the following:

- hiring additional financial professionals with appropriate accounting and SEC reporting experience;
- increasing the number of qualified financial reporting personnel;
- improving the capabilities of existing financial reporting personnel through training and education in the accounting and reporting requirements under GAAP and SEC rules and regulations;
- developing, communicating and implementing an accounting policy manual for our financial reporting personnel for recurring transactions and period-end closing processes; and
- establishing effective monitoring and oversight controls for non-recurring and complex transactions to ensure the accuracy and completeness of our condensed consolidated financial statements and related disclosures.

We believe that the measures taken above enhanced our internal control over financial reporting and were sufficient to remediate the material weakness identified. Our independent registered public accounting firm will first be required to attest to the effectiveness of our internal control over financial reporting for our Annual Report on Form 10-K for the first year we are no longer an EGC under the JOBS Act. There is no guarantee that our remediation efforts will result in the attestation from our independent registered public accounting firm, if required, that our internal control over financial reporting is effective as of December 31, 2017.

Except as described above, there were no other changes in our internal control over financial reporting identified in connection with the evaluation required by Rule 13a-15(d) and 15d-15(d) of the Exchange Act that occurred during the three months ended December 31, 2016 that have materially affected, or are reasonably likely to materially affect, our internal control over financial reporting.

### **Attestation Report of the Registered Public Accounting Firm**

This Annual Report does not include an attestation report of our registered public accounting firm due to an exemption established by the JOBS Act for “emerging growth companies.”

### **Item 9B. Other Information**

Not applicable.

### **PART III**

#### **Item 10. Directors, Executive Officers and Corporate Governance**

The information required under this item is incorporated herein by reference to the Company's definitive proxy statement pursuant to Regulation 14A, which proxy statement will be filed with the Securities and Exchange Commission not later than 120 days after the close of the Company's fiscal year ended December 31, 2016.

#### **Item 11. Executive Compensation**

The information required under this item is incorporated herein by reference to the Company's definitive proxy statement pursuant to Regulation 14A, which proxy statement will be filed with the Securities and Exchange Commission not later than 120 days after the close of the Company's fiscal year ended December 31, 2016.

#### **Item 12. Security Ownership of Certain Beneficial Owners and Management and Related Stockholder Matters**

The information required under this item is incorporated herein by reference to the Company's definitive proxy statement pursuant to Regulation 14A, which proxy statement will be filed with the Securities and Exchange Commission not later than 120 days after the close of the Company's fiscal year ended December 31, 2016.

#### **Item 13. Certain Relationships and Related Transactions, and Director Independence**

The information required under this item is incorporated herein by reference to the Company's definitive proxy statement pursuant to Regulation 14A, which proxy statement will be filed with the Securities and Exchange Commission not later than 120 days after the close of the Company's fiscal year ended December 31, 2016.

#### **Item 14. Principal Accounting Fees and Services**

The information required under this item is incorporated herein by reference to the Company's definitive proxy statement pursuant to Regulation 14A, which proxy statement will be filed with the Securities and Exchange Commission not later than 120 days after the close of the Company's fiscal year ended December 31, 2016.

## **PART IV**

### **Item 15. Exhibits, Financial Statement Schedules**

The financial statements listed in the Index to Consolidated Financial Statements beginning on page F-1 are filed as part of this Annual Report on Form 10-K.

No financial statement schedules have been filed as part of this Annual Report because they are not applicable, not required or the information required is shown in the financial statements or the notes thereto.

The exhibits filed as part of this Annual Report on Form 10-K are set forth on the Exhibit Index immediately following our consolidated financial statements. The Exhibit Index is incorporated herein by reference.

### **Item 16. Form 10-K Summary**

Not applicable.



**BEIGENE, LTD.**

**INDEX TO CONSOLIDATED FINANCIAL STATEMENTS**

	<u>Page</u>
Report of Independent Registered Public Accounting Firm . . . . .	F-2
Consolidated balance sheets as of December 31, 2016 and 2015 . . . . .	F-3
Consolidated statements of operations for the years ended December 31, 2016, 2015 and 2014 . .	F-4
Consolidated statements of comprehensive loss for the years ended December 31, 2016, 2015 and 2014 . . . . .	F-5
Consolidated statements of cash flows for the years ended December 31, 2016, 2015 and 2014 . . .	F-6
Consolidated statements of shareholders' equity (deficit) for the years ended December 31, 2016, 2015 and 2014 . . . . .	F-7
Notes to consolidated financial statements . . . . .	F-8

## **Report of Independent Registered Public Accounting Firm**

The Board of Directors and Shareholders of BeiGene, Ltd.

We have audited the accompanying consolidated balance sheets of BeiGene, Ltd. (the “Company”) as of December 31, 2016 and 2015, and the related consolidated statements of operations, comprehensive loss, cash flows, and shareholders’ equity (deficit) for each of the three years in the period ended December 31, 2016. These financial statements are the responsibility of the Company’s management. Our responsibility is to express an opinion on these financial statements based on our audits.

We conducted our audits in accordance with the standards of the Public Company Accounting Oversight Board (United States). Those standards require that we plan and perform the audit to obtain reasonable assurance about whether the financial statements are free of material misstatement. We were not engaged to perform an audit of the Company’s internal control over financial reporting. Our audits included consideration of internal control over financial reporting as a basis for designing audit procedures that are appropriate in the circumstances, but not for the purpose of expressing an opinion on the effectiveness of the Company’s internal control over financial reporting. Accordingly, we express no such opinion. An audit also includes examining, on a test basis, evidence supporting the amounts and disclosures in the financial statements, assessing the accounting principles used and significant estimates made by management, and evaluating the overall financial statement presentation. We believe that our audits provide a reasonable basis for our opinion.

In our opinion, the consolidated financial statements referred to above present fairly, in all material respects, the consolidated financial position of BeiGene, Ltd. at December 31, 2016 and 2015, and the consolidated results of its operations and its cash flows for each of the three years in the period ended December 31, 2016, in conformity with U.S. generally accepted accounting principles.

/s/ Ernst & Young Hua Ming LLP

Beijing, People’s Republic of China  
March 22, 2017

**BEIGENE, LTD.**  
**CONSOLIDATED BALANCE SHEETS**

(Amounts in thousands of U.S. Dollar (“\$”), except for number of shares and per share data)

	Note	As of December 31,	
		2016	2015
		\$	\$
<b>Assets</b>			
Current assets:			
Cash and cash equivalents . . . . .		87,514	17,869
Short-term investments . . . . .	3	280,660	82,617
Prepaid expenses and other current assets . . . . .		6,225	5,783
Total current assets . . . . .		<u>374,399</u>	<u>106,269</u>
Property and equipment, net . . . . .	4	25,977	6,612
Deferred tax assets . . . . .	5	768	—
Other non-current assets . . . . .		4,669	3,883
Total non-current assets . . . . .		<u>31,414</u>	<u>10,495</u>
Total assets . . . . .		<u><u>405,813</u></u>	<u><u>116,764</u></u>
<b>Liabilities and shareholders’ deficit</b>			
Current liabilities:			
Accounts payable . . . . .		11,957	8,980
Advances from customers . . . . .		—	1,070
Accrued expenses and other payables . . . . .	6	22,297	8,351
Senior Promissory Note . . . . .	10	—	14,598
Warrants and option liabilities . . . . .	8	—	2,173
Tax payable . . . . .		804	—
Total current liabilities . . . . .		<u>35,058</u>	<u>35,172</u>
Non-current liabilities:			
Long-term bank loan . . . . .	9	17,284	6,188
Deferred rental . . . . .		—	980
Other long-term liabilities . . . . .		564	105
Total non-current liabilities . . . . .		<u>17,848</u>	<u>7,273</u>
Total liabilities . . . . .		<u>52,906</u>	<u>42,445</u>
Commitments and contingencies . . . . .	20		
Convertible Preferred Shares . . . . .	11	—	176,084
Series A (par value US\$0.0001 per share; 120,000,000 shares authorized; 116,785,517 shares issued and outstanding as of December 31, 2015 and Series A-2 (par value US\$0.0001 per share; 100,000,000 shares authorized; 83,205,124 shares issued and outstanding as of December 31, 2015)			
Total mezzanine equity . . . . .		<u>—</u>	<u>176,084</u>
Shareholders’ equity (deficit):			
Ordinary shares (par value of US\$0.0001 per share; 9,500,000,000 shares authorized; 515,833,609 shares issued and outstanding as of December 31, 2016 (December 31, 2015: 116,174,094 shares)) . . . . .		52	12
Additional paid-in capital . . . . .		591,213	18,227
Accumulated other comprehensive loss . . . . .	16	(946)	(1,809)
Accumulated deficit . . . . .		<u>(237,412)</u>	<u>(118,195)</u>
Total shareholders’ equity (deficit) . . . . .		<u>352,907</u>	<u>(101,765)</u>
Total liabilities, mezzanine equity and shareholders’ equity (deficit) . . . . .		<u><u>405,813</u></u>	<u><u>116,764</u></u>

The accompanying notes are an integral part of these consolidated financial statements.

**BEIGENE, LTD.**  
**CONSOLIDATED STATEMENTS OF OPERATIONS**

(Amounts in thousands of U.S. Dollar (“\$”), except for number of shares and per share data)

	Note	Year Ended December 31,		
		2016	2015	2014
		\$	\$	\$
Revenue				
Collaboration revenue . . . . .	13	1,070	8,816	13,035
Total revenue . . . . .		1,070	8,816	13,035
Operating expenses:				
Research and development . . . . .		(98,033)	(58,250)	(21,862)
General and administrative . . . . .		(20,097)	(7,311)	(6,930)
Total operating expenses . . . . .		(118,130)	(65,561)	(28,792)
Loss from operations . . . . .		(117,060)	(56,745)	(15,757)
Interest income (expense), net (including interest expense incurred due to a related party amounting to nil, nil and \$831 for the years ended December 31, 2016, 2015 and 2014, respectively) . .		383	559	(3,512)
Changes in fair value of financial instruments . . . . .	8	(1,514)	(1,826)	(2,760)
Loss on sale of available-for-sale securities . . . . .		(1,415)	(314)	—
Gain on debt extinguishment . . . . .	2	—	—	2,883
Other income, net . . . . .		443	1,224	600
Loss before income tax expense . . . . .		(119,163)	(57,102)	(18,546)
Income tax expense . . . . .	5	(54)	—	—
Net loss . . . . .		(119,217)	(57,102)	(18,546)
Less: net loss attributable to non-controlling interests . .		—	—	(268)
Net loss attributable to ordinary shareholders . . . . .		(119,217)	(57,102)	(18,278)
Loss per share . . . . .	14			
Basic and diluted . . . . .		(0.30)	(0.52)	(0.18)
Weighted-average number of ordinary shares used in net loss per share calculation . . . . .	14			
Basic and diluted . . . . .		403,619,446	110,597,263	99,857,623

The accompanying notes are an integral part of these consolidated financial statements.

**BEIGENE, LTD.**

**CONSOLIDATED STATEMENTS OF COMPREHENSIVE LOSS**

(Amounts in thousands of U.S. Dollar (“\$”), except for number of shares and per share data)

	Year Ended December 31,		
	2016	2015	2014
	\$	\$	\$
Net Loss . . . . .	(119,217)	(57,102)	(18,546)
Other comprehensive loss, net of tax of nil:			
Foreign currency translation adjustments . . . . .	(245)	(749)	(168)
Unrealized holding gain (loss) . . . . .	1,108	(1,160)	(47)
Comprehensive loss . . . . .	<u>(118,354)</u>	<u>(59,011)</u>	<u>(18,761)</u>
Less: comprehensive loss attributable to non-controlling interests . . . . .	—	—	(274)
Comprehensive loss attributable to ordinary shareholders . . . . .	<u>(118,354)</u>	<u>(59,011)</u>	<u>(18,487)</u>

The accompanying notes are an integral part of these consolidated financial statements.

**BEIGENE, LTD.**

**CONSOLIDATED STATEMENTS OF CASH FLOWS**

(Amounts in thousands of U.S. Dollar (“\$”), except for number of shares and per share data)

	Note	Year Ended December 31,		
		2016	2015	2014
		\$	\$	\$
<b>Operating activities</b>				
Net loss		(119,217)	(57,102)	(18,546)
Adjustments to reconcile net loss to net cash from operating activities:				
Depreciation expenses	4	1,909	1,545	1,557
Share-based compensation expenses	15	10,625	10,211	6,637
Changes in fair value of financial instruments		1,514	1,826	2,760
Gain on debt extinguishment		—	—	(2,883)
Loss on disposal of property and equipment		—	5	53
Loss on sale of available-for-sale securities		1,415	314	—
Interest expense		121	1,095	3,265
Changes in operating assets and liabilities:				
Prepaid expenses and other current assets		(2,070)	(2,990)	(2,285)
Other non-current assets		112	(565)	(190)
Accounts payable		2,707	6,186	731
Advances from customers		(1,070)	(7,836)	1,046
Accrued expenses and other payables		13,946	7,350	(761)
Tax payable		804	—	—
Deferred tax assets		(768)	—	—
Deferred rental		—	182	(20)
Other long-term liabilities		459	(64)	(58)
Net cash used in operating activities		(89,513)	(39,843)	(8,694)
<b>Investing activities</b>				
Purchases of property and equipment		(23,502)	(5,314)	(654)
Purchase of available-for-sale securities		(382,093)	(119,291)	(30,646)
Proceeds from sale or maturity of available-for-sale securities		183,743	65,698	102
Proceeds from disposal of property and equipment		4	1	—
Acquisition of non-controlling interest		—	—	(2,443)
Net cash used in investing activities		(221,848)	(58,906)	(33,641)
<b>Financing activities</b>				
Proceeds from issuance of ordinary shares, net of underwriter discount		368,877	—	—
Payment of public offering cost		(2,218)	—	—
Proceeds from issuance of convertible preferred shares	11	—	97,350	35,500
Proceeds from issuance of convertible promissory notes		—	—	25
Proceeds from issuance of secured guaranteed convertible promissory note		—	—	17,500
Proceeds from long-term loan	9	12,048	6,175	—
Proceeds from short-term loan	7	—	—	322
Proceeds from exercise of warrants and option		2,195	77	80
Proceeds due to related parties	12	—	—	103
Payment of convertible preferred shares issuance cost	11	—	(75)	(80)
Repayment of short-term loan	7	—	(322)	—
Repayment to related party	12	—	—	(1,285)
Net cash provided by financing activities		380,902	103,205	52,165
Effect of foreign exchange rate changes, net		104	(485)	142
Net increase in cash and cash equivalents		69,645	3,971	9,972
Cash and cash equivalents at beginning of period		17,869	13,898	3,926
Cash and cash equivalents at end of period		87,514	17,869	13,898
Supplemental cash flow disclosures:				
Income taxes paid		25	—	—
Interest expense paid		826	134	30
Non-cash activities:				
Conversion of Senior Promissory Note		14,693	—	—
Conversion of deferred rental		980	—	—
Conversion of convertible preferred shares		176,084	—	—
Exercise of warrants and option		3,687	—	—
Follow-on offering costs accrued in accounts payable		269	—	—
Repayment of subordinated convertible promissory note, convertible promissory notes and secured guaranteed convertible promissory note		—	—	33,730
Repayment of due to related parties		—	—	8,204
Acquisitions of equipment included in accounts payable		2,153	23	7

The accompanying notes are an integral part of these consolidated financial statements.

**BEIGENE, LTD.**

**CONSOLIDATED STATEMENTS OF SHAREHOLDERS' EQUITY (DEFICIT)**

(Amounts in thousands of U.S. Dollar (“\$”), except for number of shares and per share data)

	Attributable to BeiGene, Ltd.							
	Ordinary Shares		Additional Paid-In Capital	Accumulated Other Comprehensive Income/(Loss)	Accumulated Deficit	Total	Non- Controlling Interests	Total
	Shares	Amount						
Balance at December 31, 2013 . .	94,516,667	9	3,771	309	(42,815)	(38,726)	1,767	(36,959)
Issuance of ordinary shares . . .	14,097,432	2	139	—	—	141	—	141
Repurchase of forfeited unvested ordinary shares (note 16) . . . . .	(116,671)	—	—	—	—	—	—	—
Share-based compensation . . .	—	—	4,797	—	—	4,797	—	4,797
Issuance of warrants in connection with the secured guaranteed convertible promissory note (note 11) . . . . .	—	—	184	—	—	184	—	184
Repurchase of non-controlling interest . .	—	—	(950)	—	—	(950)	(1,493)	(2,443)
Net loss . . . . .	—	—	—	—	(18,278)	(18,278)	(268)	(18,546)
Other comprehensive income . .	—	—	—	(209)	—	(209)	(6)	(215)
Balance at December 31, 2014 . .	108,497,428	11	7,941	100	(61,093)	(53,041)	—	(53,041)
Issuance of ordinary shares . . .	7,676,666	1	75	—	—	76	—	76
Share-based compensation . . .	—	—	10,211	—	—	10,211	—	10,211
Net loss . . . . .	—	—	—	—	(57,102)	(57,102)	—	(57,102)
Other comprehensive loss . . . .	—	—	—	(1,909)	—	(1,909)	—	(1,909)
Balance at December 31, 2015 . .	116,174,094	12	18,227	(1,809)	(118,195)	(101,765)	—	(101,765)
Issuance of ordinary shares in connection with initial public offering (note 1) . . . . .	98,670,000	10	166,127	—	—	166,137	—	166,137
Issuance of ordinary shares in connection with follow-on public offering (note 1) . . . .	86,206,250	9	198,617	—	—	198,626	—	198,626
Conversion of Senior Promissory Note (note 17) . .	7,942,314	1	14,692	—	—	14,693	—	14,693
Exercise of warrants in connection with convertible promissory note (note 17) . .	621,637	—	1,513	—	—	1,513	—	1,513
Exercise of option to purchase shares by rental deferred (note 17) . . . . .	1,451,586	—	3,519	—	—	3,519	—	3,519
Exercise of warrants by Baker Bros. (note 17) . . . . .	2,592,593	—	1,750	—	—	1,750	—	1,750
Issuance of shares reserved for share options exercise . . . .	271,284	—	—	—	—	—	—	—
Conversion of preferred shares to ordinary shares (note 17) .	199,990,641	20	176,064	—	—	176,084	—	176,084
Share-based compensation . . .	1,913,210	—	10,704	—	—	10,704	—	10,704
Net loss . . . . .	—	—	—	—	(119,217)	(119,217)	—	(119,217)
Other comprehensive loss . . . .	—	—	—	863	—	863	—	863
Balance at December 31, 2016 . .	515,833,609	52	591,213	(946)	(237,412)	352,907	—	352,907

The accompanying notes are an integral part of these consolidated financial statements.

**BEIGENE, LTD.**  
**NOTES TO THE CONSOLIDATED FINANCIAL STATEMENTS**  
**FOR THE YEARS ENDED DECEMBER 31, 2016, 2015 AND 2014**  
**(Amounts in thousands of U.S. Dollar (“\$”) and Renminbi (“RMB”),**  
**except for number of shares and per share data)**

**1. Organization**

BeiGene, Ltd. (the “Company”) is a globally focused, clinical-stage biopharmaceutical company with the goal of becoming a leader in the discovery and development of innovative, molecularly targeted and immuno-oncology drugs for the treatment of cancer. The Company’s development strategy is based on a novel translational platform that combines its unique access to internal patient-derived biopsies with strong oncology biology. The Company was incorporated under the laws of the Cayman Islands as an exempted company with limited liability on October 28, 2010.

*Initial public offering*

On February 8, 2016, the Company completed its initial public offering (“IPO”) on the NASDAQ Global Select Market. 6,600,000 ADSs representing 85,800,000 ordinary shares were sold at \$24.00 per ADS, or \$1.85 per share (the “IPO Price”). Additionally, the underwriters exercised their options to purchase an additional 990,000 ADSs representing 12,870,000 ordinary shares from the Company. Net proceeds from the IPO including underwriter options after deducting underwriting discount and offering expenses were \$166,197. The deferred IPO costs of \$15,963 were recorded as a reduction of the proceeds received from the IPO in shareholders’ equity.

*Follow-on public offering*

On November 23, 2016, the Company completed a follow-on public offering at a price of \$32.00 per ADS, or \$2.46 per share. In this offering, the Company sold 5,781,250 ADSs representing 75,156,250 ordinary shares. Additionally, the underwriters exercised their options to purchase an additional 850,000 ADSs representing 11,050,000 ordinary shares from the Company. The selling shareholders sold 468,750 ADSs representing 6,093,750 ordinary shares. Net proceeds from this offering including underwriter options after deducting the underwriting discount and offering expenses were \$198,625. The Company did not receive any proceeds from the sale of the shares by the selling shareholders. The deferred follow-on public offering costs of \$13,575 were recorded as a reduction of the proceeds received from the offering in shareholders’ equity.



**BEIGENE, LTD.**  
**NOTES TO THE CONSOLIDATED FINANCIAL STATEMENTS (Continued)**  
**FOR THE YEARS ENDED DECEMBER 31, 2016, 2015 AND 2014**  
**(Amounts in thousands of U.S. Dollar (“\$”) and Renminbi (“RMB”),**  
**except for number of shares and per share data)**

**1. Organization (Continued)**

As at December 31, 2016, the Company’s subsidiaries are as follows:

<u>Name of Company</u>	<u>Place of Incorporation</u>	<u>Date of Incorporation</u>	<u>Percentage of Ownership by the Company</u>	<u>Principal Activities</u>
BeiGene (Hong Kong) Co., Limited. . . . .	Hong Kong	November 22, 2010	100%	Investment holding
BeiGene (Beijing) Co., Ltd. (“BeiGene Beijing”) . . . . .	The People’s Republic of China (“PRC” or “China”)	January 24, 2011	100%	Medical and pharmaceutical research
BeiGene AUS Pty Ltd. . . . .	Australia	July 15, 2013	100%	Clinical trial activities
BeiGene 101 Ltd. . . . .	Cayman Islands	August 30, 2012	100%	Medical and pharmaceutical research
BeiGene (Suzhou) Co., Ltd. (“BeiGene (Suzhou)”) . . . . .	PRC	April 9, 2015	100%	Medical and pharmaceutical research
BeiGene USA, Inc. (“BeiGene (USA)”) . . . . .	United States	July 8, 2015	100%	Clinical trial activities
BeiGene (Shanghai) Co., Ltd. (“BeiGene (Shanghai)”) . . . . .	PRC	September 11, 2015	100%	Medical and pharmaceutical research

**2. Summary of significant accounting policies**

**Basis of presentation and principles of consolidation**

The consolidated financial statements of the Company have been prepared in accordance with U.S. generally accepted accounting principles (“GAAP”). The consolidated financial statements include the financial statements of the Company and its wholly-owned subsidiaries. All significant intercompany transactions and balances between the Company and its wholly-owned subsidiaries are eliminated upon consolidation.

**Use of estimates**

The preparation of the consolidated financial statements in conformity with GAAP requires management to make estimates and assumptions that affect the reported amounts of assets and liabilities, and disclosures of contingent assets and liabilities at the date of the financial statements and the reported amounts of revenues and expenses during the period. Areas where management uses subjective judgment include, but are not limited to, estimating the useful lives of long-lived assets, identifying separate accounting units and estimating the best estimate of selling price of each deliverable in the Company’s revenue arrangements, assessing the impairment of long-lived assets,

**BEIGENE, LTD.**

**NOTES TO THE CONSOLIDATED FINANCIAL STATEMENTS (Continued)**

**FOR THE YEARS ENDED DECEMBER 31, 2016, 2015 AND 2014**

**(Amounts in thousands of U.S. Dollar (“\$”) and Renminbi (“RMB”),  
except for number of shares and per share data)**

**2. Summary of significant accounting policies (Continued)**

share-based compensation expenses, realizability of deferred tax assets and the fair value of financial instruments. Management bases the estimates on historical experience and various other assumptions that are believed to be reasonable, the results of which form the basis for making judgments about the carrying values of assets and liabilities. Actual results could differ from these estimates.

**Functional Currency and Foreign Currency Translation**

*Functional Currency*

The determination of the respective functional currency is based on the criteria of Accounting Standard Codification (“ASC”) 830, *Foreign Currency Matters*. The functional currency of the Company, BeiGene AUS Pty Ltd., BeiGene (Hong Kong) Co., Limited, BeiGene 101 Ltd and BeiGene (USA) is the United States dollar (“\$” or “U.S. dollar”). The Company’s PRC subsidiaries determined their functional currencies to be RMB. The Company uses the U.S. dollar as its reporting currency.

*Foreign Currency Translation*

For subsidiaries whose functional currencies are not the U.S. dollar, the Company uses the average exchange rate for the year and the exchange rate at the balance sheet date, to translate the operating results and financial position to U.S. dollar, the reporting currency, respectively. Translation differences are recorded in accumulated other comprehensive income/(loss), a component of shareholders’ equity/deficit. Transactions denominated in currencies other than the functional currency are translated into the functional currency at the exchange rates prevailing on the transaction dates. Foreign currency denominated financial assets and liabilities are remeasured at the exchange rates prevailing at the balance sheet date. Exchange gains and losses are included in the consolidated statements of comprehensive loss.

**Cash and cash equivalents**

Cash and cash equivalents consist of cash on hand and bank deposits, which are unrestricted as to withdrawal and use. The Company considers all highly liquid investments with an original maturity date of three months or less at the date of purchase to be cash equivalents. Cash equivalents which consist primarily of money market funds are stated at fair value.

**Short-term investments**

Short-term debt investments held to maturity are carried at amortized cost when the Company has the ability and positive intent to hold these securities until maturity. When the Company does not have the ability or positive intent to hold short-term debt investments until maturity, these securities are classified as available-for-sale. None of the Company’s fixed maturity securities met the criteria for held-to-maturity classification at December 31, 2016 and 2015.

Available-for-sale securities are stated at fair value, with the unrealized gains and losses, net of tax, reported in other comprehensive income/loss. The net carrying value of debt securities classified as

**BEIGENE, LTD.**

**NOTES TO THE CONSOLIDATED FINANCIAL STATEMENTS (Continued)**

**FOR THE YEARS ENDED DECEMBER 31, 2016, 2015 AND 2014**

**(Amounts in thousands of U.S. Dollar (“\$”) and Renminbi (“RMB”),  
except for number of shares and per share data)**

**2. Summary of significant accounting policies (Continued)**

available-for-sale is adjusted for amortization of premiums and accretion of discounts to maturity. Such amortization is computed using the effective interest method and included in interest income. Interest and dividends are included in interest income.

When the fair value of a debt security classified as available-for-sale is less than its amortized cost, the Company assesses whether or not: (i) it has the intent to sell the security or (ii) it is more likely than not that the Company will be required to sell the security before its anticipated recovery. If either of these conditions is met, the Company must recognize an other-than-temporary impairment through earnings for the difference between the debt security’s amortized cost basis and its fair value. No impairment losses were recorded for any periods presented.

The cost of securities sold is based on the specific identification method.

**Property and Equipment**

Property and equipment are stated at cost, less accumulated depreciation and amortization. Depreciation is computed using the straight-line method over the estimated useful lives of the respective assets as follows:

	<u>Useful Life</u>
Office Equipment . . . . .	5 years
Electronic Equipment . . . . .	3 years
Laboratory Equipment . . . . .	3 to 5 years
Computer Software . . . . .	3 to 5 years
Leasehold Improvements . . . . .	Lesser of useful life or lease term

**Impairment of long-lived assets**

Long-lived assets are reviewed for impairment in accordance with authoritative guidance for impairment or disposal of long-lived assets. Long-lived assets are reviewed for events or changes in circumstances, which indicate that their carrying value may not be recoverable. Long-lived assets are reported at the lower of carrying amount or fair value less cost to sell. For the years ended December 31, 2016, 2015 and 2014, there was no impairment of the value of the Company’s long-lived assets.

**Fair value measurements**

*Fair value of financial instruments*

Financial instruments of the Company primarily include cash and cash equivalents, short-term investments, long-term bank loan, accounts payable, senior promissory note, convertible preferred shares, and warrants and option liabilities. As of December 31, 2016 and 2015, the carrying values of cash and cash equivalents and accounts payable approximated their fair values due to the short-term maturity of these instruments. The short-term investments represented the available-for-sale debt

**BEIGENE, LTD.**

**NOTES TO THE CONSOLIDATED FINANCIAL STATEMENTS (Continued)**

**FOR THE YEARS ENDED DECEMBER 31, 2016, 2015 AND 2014**

**(Amounts in thousands of U.S. Dollar (“\$”) and Renminbi (“RMB”),  
except for number of shares and per share data)**

**2. Summary of significant accounting policies (Continued)**

securities which are recorded at fair value based on quoted prices in active markets with unrealized gain or loss recorded in other comprehensive income or loss. The long-term bank loan approximates its fair value due to the fact that the related interest rate approximates the rate currently offered by financial institutions for similar debt instrument of comparable maturities. The warrants and option liabilities were recorded at fair value as determined on the respective issuance dates and subsequently adjusted to the fair value at each reporting date. The senior promissory note and convertible preferred shares were initially recorded at issue price net of issuance costs. Prior to the exercise dates, the Company determined the fair values of the warrants and option liabilities with the assistance of an independent third party valuation firm. On the exercise dates, the Company determined the fair values of the warrants and option liabilities using the intrinsic value, which equals to the difference between the share price at the IPO closing date and the exercise price, as the exercise dates were immediately prior to or very close to the IPO closing date.

The Company applies ASC topic 820 (“ASC 820”), *Fair Value Measurements and Disclosures*, in measuring fair value. ASC 820 defines fair value, establishes a framework for measuring fair value and requires disclosures to be provided on fair value measurement. ASC 820 establishes a three-tier fair value hierarchy, which prioritizes the inputs used in measuring fair value as follows:

Level 1—Observable inputs that reflect quoted prices (unadjusted) for identical assets or liabilities in active markets.

Level 2—Include other inputs that are directly or indirectly observable in the marketplace.

Level 3—Unobservable inputs which are supported by little or no market activity.

ASC 820 describes three main approaches to measuring the fair value of assets and liabilities: (1) market approach; (2) income approach and (3) cost approach. The market approach uses prices and other relevant information generated from market transactions involving identical or comparable assets or liabilities. The income approach uses valuation techniques to convert future amounts to a single present value amount. The measurement is based on the value indicated by current market expectations about those future amounts. The cost approach is based on the amount that would currently be required to replace an asset.

**BEIGENE, LTD.**

**NOTES TO THE CONSOLIDATED FINANCIAL STATEMENTS (Continued)**

**FOR THE YEARS ENDED DECEMBER 31, 2016, 2015 AND 2014**

(Amounts in thousands of U.S. Dollar (“\$”) and Renminbi (“RMB”),  
except for number of shares and per share data)

**2. Summary of significant accounting policies (Continued)**

*Financial instruments measured at fair value on a recurring basis*

The following tables set forth assets and liabilities measured at fair value on a recurring basis as of December 31, 2016 and 2015:

<u>As of December 31, 2016</u>	<u>Quoted Price in Active Market for Identical Assets (Level 1)</u>	<u>Significant Other Observable Inputs (Level 2)</u>	<u>Significant Unobservable Inputs (Level 3)</u>
	\$	\$	\$
Available-for-sale securities (note 3):			
U.S. Treasury securities . . . . .	280,660	—	—
Cash equivalents			
Money market funds . . . . .	44,052	—	—
<u>As of December 31, 2015</u>	<u>Quoted Price in Active Market for Identical Assets (Level 1)</u>	<u>Significant Other Observable Inputs (Level 2)</u>	<u>Significant Unobservable Inputs (Level 3)</u>
	\$	\$	\$
Available-for-sale securities (note 3):			
Corporate fixed income bonds . . . . .	69,255	—	—
U.S. treasury securities . . . . .	8,000	—	—
Municipal bonds . . . . .	5,362	—	—
Option to purchase shares by rental deferral (note 8) . . . . .	—	—	1,388
Warrants in connection with the convertible promissory notes (note 8) . . . . .	—	—	785

Warrants and option fair value estimation on the exercise dates

The warrants in connection with the convertible promissory notes and the option to purchase shares by rental deferral were exercised in January and February 2016. The Company determined the exercise date fair value of the warrants and option using significant other observable inputs (Level 2). The fair values of the warrants and option liabilities were estimated using the intrinsic value, which equals to the difference between the share price at the IPO closing date and the exercise price, as the exercise dates were immediately prior to or very close to the IPO closing date.

Warrants and option fair value estimation prior to the exercise dates

Prior to the exercise dates, the Company measured the warrants in connection with the convertible promissory notes and the option to purchase shares by rental deferral at fair value on a recurring basis using significant unobservable inputs (Level 3). As of December 31, 2015, the significant unobservable

**BEIGENE, LTD.**  
**NOTES TO THE CONSOLIDATED FINANCIAL STATEMENTS (Continued)**  
**FOR THE YEARS ENDED DECEMBER 31, 2016, 2015 AND 2014**  
**(Amounts in thousands of U.S. Dollar (“\$”) and Renminbi (“RMB”),**  
**except for number of shares and per share data)**

**2. Summary of significant accounting policies (Continued)**

inputs used in the fair value measurement and the corresponding impacts to the fair values are presented below:

<u>Financial Instrument</u>	<u>Valuation Techniques</u>	<u>Unobservable Inputs</u>	<u>Estimation 2015</u>
Option to purchase shares by rental deferral . . . . .	Invested capital value allocation by Black-Scholes option pricing model	Invested capital value	\$665,213
		Volatility for invested capital value allocation	83%
		Volatility for Black-Scholes option pricing model	69% - 83%
		Discount for lack of marketability (“DLOM”)	11%
Warrants in connection with the convertible promissory notes . . . . .	Invested capital value allocation by Black-Scholes option pricing model	Invested capital value	\$665,213
		Volatility for invested capital value allocation	83%
		Volatility for Black-Scholes option pricing model	69% - 83%
		DLOM	11%

The following tables present a reconciliation of the warrants and option liabilities for the years ended December 31, 2016.

	<u>Warrant and Option Liabilities</u>
	\$
Balance as of December 31, 2015 . . . . .	2,173
Recognized during the year . . . . .	—
Unrealized loss . . . . .	1,514
Settlement . . . . .	<u>(3,687)</u>
Balance as of December 31, 2016 . . . . .	<u>—</u>
The amount of total unrealized loss for the year ended December 31, 2016 included in losses . . . . .	<u>(1,514)</u>

**BEIGENE, LTD.**

**NOTES TO THE CONSOLIDATED FINANCIAL STATEMENTS (Continued)**

**FOR THE YEARS ENDED DECEMBER 31, 2016, 2015 AND 2014**

**(Amounts in thousands of U.S. Dollar (“\$”) and Renminbi (“RMB”),  
except for number of shares and per share data)**

**2. Summary of significant accounting policies (Continued)**

Realized and unrealized gain or loss for the years ended December 31, 2016, 2015 and 2014 was recorded as “Changes in fair value of financial instruments” in the consolidated statements of operations.

**Revenue recognition**

The Company recognizes revenues from research and development collaborative arrangements when persuasive evidence of an arrangement exists, delivery has occurred or services have been rendered, the fee is fixed or determinable, and there is reasonable assurance that the related amounts are collectible in accordance with ASC 605, *Revenue Recognition* (“ASC 605”). The Company’s collaborative arrangements may contain multiple elements, including grants of licenses to intellectual property rights, agreement to provide research and development services and other deliverables. The deliverables under such arrangements are evaluated under ASC 605-25, *Multiple-Element Arrangements*. Pursuant to ASC 605-25, each required deliverable is evaluated to determine whether it qualifies as a separate unit of accounting based on whether the deliverable has “stand-alone value” to the customer. The collaborative arrangements do not include a right of return for any deliverable. The arrangement’s consideration that is fixed or determinable, excluding contingent payments, is then allocated to each separate unit of accounting based on the relative selling price of each deliverable. The relative selling price for each deliverable is determined using vendor specific objective evidence (“VSOE”) of selling price or third party evidence (“TPE”) of selling price if VSOE does not exist. If neither VSOE nor TPE exists, the Company uses the best estimate of the selling price (“BESP”) for the deliverable. In general, the consideration allocated to each unit of accounting is recognized as the related goods or services are delivered, limited to the consideration that is not contingent upon future deliverables. Non-refundable payments received before all of the relevant criteria for revenue recognition are satisfied are recorded as advances from customers.

Upfront non-refundable payments for licensing the Company’s intellectual property are evaluated to determine if the licensee can obtain stand-alone value from the license separate from the value of the research and development services and other deliverables in the arrangement to be provided by the Company. The Company acts as the principal under its arrangements and licensing intellectual property is part of its ongoing major or central operations. The license right is not contingent upon the delivery of additional items or meeting other specified performance conditions. Therefore, when stand-alone value of the license is determinable, the allocated consideration is recognized as collaboration revenue upon delivery of the license rights.

As the Company acts as the principal under its arrangements, and research and development services are also part of its ongoing major or central operations, it recognizes the allocated consideration related to reimbursements of research and development costs as collaboration revenue when delivery or performance of such services occurs.

Product development, royalties and commercial event payments (collectively, “target payments”) under collaborative arrangements are triggered either by the results of the Company’s research and development efforts, achievement of regulatory goals or by specified sales results by a third party

**BEIGENE, LTD.**

**NOTES TO THE CONSOLIDATED FINANCIAL STATEMENTS (Continued)**

**FOR THE YEARS ENDED DECEMBER 31, 2016, 2015 AND 2014**

**(Amounts in thousands of U.S. Dollar (“\$”) and Renminbi (“RMB”),  
except for number of shares and per share data)**

**2. Summary of significant accounting policies (Continued)**

collaborator. Under ASC 605-28, *Milestone Method of Revenue Recognition*, an accounting policy election can be made to recognize a payment that is contingent upon the achievement of a substantive milestone in its entirety in the period in which the milestone is achieved. The Company elected not to adopt the milestone method of revenue recognition under ASC 605-28.

Targets related to the Company’s development-based activities may include initiation of various phases of clinical trials and applications and acceptance for product approvals by regulatory agencies. Due to the uncertainty involved in meeting these development-based targets, the Company would account for development-based targets as collaboration revenue upon achievement of the respective development target. Royalties based on reported sales of licensed products will be recognized as collaboration revenue based on contract terms when reported sales are reliably measurable and collectability is reasonably assured. Targets related to commercial activities may be triggered upon events such as first commercial sale of a product or when sales first achieve a defined level. Since these targets would be achieved after the completion of the Company’s development activities, the Company would account for the commercial event targets in the same manner as royalties, with collaboration revenue recognized upon achievement of the target. To date, none of the products have been approved. Hence, no revenue has been recognized related to royalties or commercial event based targets in any of the periods presented. Any subsequent payments to be made to the collaborator such as profit sharing payments based on net sales that are not related to research and development services would be recorded as expenses from the collaborative arrangement. To date, no payments have been made to the collaborator.

**Research and development expenses**

Research and development expenses represent costs associated with the collaborative arrangements, which primarily include (i) payroll and related costs (including share-based compensation) associated with research and development personnel, (ii) costs related to clinical trials and preclinical testing of the Company’s technologies under development, (iii) costs to develop the product candidates, including raw materials and supplies, product testing, depreciation, and facility related expenses, (iv) expenses for research services provided by universities and contract laboratories, including sponsored research funding, and (v) other research and development expenses. Research and development expenses are charged to expense as incurred when these expenditures relate to the Company’s research and development services and have no alternative future uses.

Clinical trial costs are a significant component of the Company’s research and development expenses. The Company has a history of contracting with third parties that perform various clinical trial activities on behalf of the Company in the ongoing development of the Company’s product candidates. Expenses related to clinical trials are accrued based on the Company’s estimates of the actual services performed by the third parties for the respective period. If the contracted amounts are modified (for instance, as a result of changes in the clinical trial protocol or scope of work to be performed), the Company will modify the related accruals accordingly on a prospective basis. Revisions in the scope of a contract are charged to expense in the period in which the facts that give rise to the revision become reasonably certain. There were no material adjustments for a change in estimate to research and development expenses in the accompanying consolidated financial statements for the years ended December 31, 2016, 2015 and 2014.



**BEIGENE, LTD.**

**NOTES TO THE CONSOLIDATED FINANCIAL STATEMENTS (Continued)**

**FOR THE YEARS ENDED DECEMBER 31, 2016, 2015 AND 2014**

**(Amounts in thousands of U.S. Dollar (“\$”) and Renminbi (“RMB”),  
except for number of shares and per share data)**

**2. Summary of significant accounting policies (Continued)**

**Government grants**

Government financial incentives that involve no conditions or continuing performance obligations of the Company are recognized as other non-operating income upon receipt.

**Leases**

Leases are classified at the inception date as either a capital lease or an operating lease. The Company assesses a lease to be a capital lease if any of the following conditions exist: a) ownership is transferred to the lessee by the end of the lease term, b) there is a bargain purchase option, c) the lease term is at least 75% of the property’s estimated remaining economic life or d) the present value of the minimum lease payments at the beginning of the lease term is 90% or more of the fair value of the leased property to the lessor at the inception date. A capital lease is accounted for as if there was an acquisition of an asset and an incurrence of an obligation at the inception of the lease. The Company has no capital leases for the years presented.

All other leases are accounted for as operating leases wherein rental payments are expensed on a straight-line basis over the periods of their respective lease terms. The Company leases office space, employee accommodation and manufactory space under operating lease agreements. Certain of the lease agreements contain rent holidays. Rent holidays are considered in determining the straight-line rent expense to be recorded over the lease term. The lease term begins on the date of initial possession of the lease property for purposes of recognizing lease expense on straight-line basis over the term of the lease.

**Comprehensive loss**

Comprehensive loss is defined as the changes in equity of the Company during a period from transactions and other events and circumstances excluding transactions resulting from investments by owners and distributions to owners. Among other disclosures, ASC 220, *Comprehensive Income*, requires that all items that are required to be recognized under current accounting standards as components of comprehensive loss be reported in a financial statement that is displayed with the same prominence as other financial statements. For each of the periods presented, the Company’s comprehensive loss includes net loss, foreign currency translation adjustments and unrealized holding losses associated with the available-for-sale securities, and is presented in the consolidated statements of comprehensive loss.

**Stock-based compensation**

*Awards granted to employees*

The Company applies ASC 718, *Compensation—Stock Compensation* (“ASC 718”), to account for its employee share-based payments. In accordance with ASC 718, the Company determines whether an award should be classified and accounted for as a liability award or equity award. All the Company’s grants of share-based awards to employees were classified as equity awards and are recognized in the

**BEIGENE, LTD.**

**NOTES TO THE CONSOLIDATED FINANCIAL STATEMENTS (Continued)**

**FOR THE YEARS ENDED DECEMBER 31, 2016, 2015 AND 2014**

**(Amounts in thousands of U.S. Dollar (“\$”) and Renminbi (“RMB”),  
except for number of shares and per share data)**

**2. Summary of significant accounting policies (Continued)**

financial statements based on their grant date fair values. Specifically, the grant date fair value of share options are calculated using an option pricing model. The Company has elected to recognize compensation expense using the straight-line method for all employee equity awards granted with graded vesting based on service conditions provided that the amount of compensation cost recognized at any date is at least equal to the portion of the grant-date value of the options that are vested at that date. The Company uses the accelerated method for all awards granted with graded vesting based on performance conditions. To the extent the required vesting conditions are not met resulting in the forfeiture of the share-based awards, previously recognized compensation expense relating to those awards are reversed. ASC 718 requires forfeitures to be estimated at the time of grant and revised, if necessary, in the subsequent period if actual forfeitures differ from initial estimates.

Forfeiture rates are estimated based on historical and future expectations of employee turnover rates and are adjusted to reflect future changes in circumstances and facts, if any. Share-based compensation expense is recorded net of estimated forfeitures such that expense is recorded only for those share-based awards that are expected to vest. To the extent the Company revises these estimates in the future, the share-based payments could be materially impacted in the period of revision, as well as in following periods. The Company, with the assistance of an independent third party valuation firm, determined the fair value of the stock options granted to employees. The binomial option pricing model was applied in determining the estimated fair value of the options granted to employees.

Awards granted to non-employees

The Company has accounted for equity instruments issued to non-employees in accordance with the provisions of ASC 718 and ASC 505, *Equity*. All transactions in which goods or services are received in exchange for equity instruments are accounted for based on the fair value of the consideration received or the fair value of the equity instrument issued, whichever is more reliably measurable. The measurement date of the fair value of the equity instrument issued is the date on which the counterparty’s performance is completed as there is no associated performance commitment. The expense is recognized in the same manner as if the Company had paid cash for the services provided by the non-employees in accordance with ASC 505-50, *Equity-based payments to non-employees*.

Modification of awards

A change in any of the terms or conditions of the awards is accounted for as a modification of the award. Incremental compensation cost is measured as the excess, if any, of the fair value of the modified award over the fair value of the original award immediately before its terms are modified, measured based on the fair value of the awards and other pertinent factors at the modification date. For vested awards, the Company recognizes incremental compensation cost in the period the modification occurs. For unvested awards, the Company recognizes over the remaining requisite service period, the sum of the incremental compensation cost and the remaining unrecognized compensation cost for the original award on the modification date. If the fair value of the modified award is lower

**BEIGENE, LTD.**

**NOTES TO THE CONSOLIDATED FINANCIAL STATEMENTS (Continued)**

**FOR THE YEARS ENDED DECEMBER 31, 2016, 2015 AND 2014**

**(Amounts in thousands of U.S. Dollar (“\$”) and Renminbi (“RMB”),  
except for number of shares and per share data)**

**2. Summary of significant accounting policies (Continued)**

than the fair value of the original award immediately before modification, the minimum compensation cost the Company recognizes is the cost of the original award.

**Derivative instruments**

ASC 815, *Derivatives and Hedging*, requires all contracts which meet the definition of a derivative to be recognized in the consolidated financial statements as either assets or liabilities and recorded at fair value. Changes in the fair value of derivative financial instruments are either recognized periodically in income/loss or in shareholders’ deficit as a component of other comprehensive income depending on the use of the derivative and whether it qualifies for hedge accounting. Changes in fair values of derivatives not qualified as hedges are reported in the consolidated statements of operations. The estimated fair values of derivative instruments are determined at discrete points in time based on the relevant market information. These estimates are calculated with reference to the market rates using industry standard valuation techniques with the assistance of an independent third party valuation firm.

**Income taxes**

The Company uses the liability method of accounting for income taxes. Under this method, deferred tax assets and liabilities are determined based on the differences between the financial reporting and the tax bases of assets and liabilities and are measured using enacted tax rates and laws that will be in effect when the differences are expected to reverse. A valuation allowance is provided when it is more likely than not that some portion or all of a deferred tax asset will not be realized.

In November 2015, the FASB issued Accounting Standards Update 2015-17, *Balance Sheet Classification of Deferred Taxes*, which requires deferred income tax assets and liabilities to be classified as non-current in a classified balance sheet, and eliminates the prior guidance, which required an entity to separate deferred tax assets and liabilities into a current amount and a non-current amount in a classified balance sheet. The Company changed the manner in which it classifies deferred tax assets and liabilities retrospectively from the fourth quarter of 2016 due to the early adoption of Accounting Standards Update 2015-17. The adoption of this guidance has no impact on prior year balances as current deferred tax assets and liabilities are both nil as of December 31, 2015.

The Company evaluates its uncertain tax positions using the provisions of ASC 740, *Income Taxes*, which requires that realization of an uncertain income tax position be recognized in the financial statements. The benefit to be recorded in the financial statements is the amount most likely to be realized assuming a review by tax authorities having all relevant information and applying current conventions. It is the Company’s policy to recognize interest and penalties related to unrecognized tax benefits, if any, as a component of income tax expense.

**Loss per share**

Loss per share is calculated in accordance with ASC 260, *Earnings per Share*. Basic loss per ordinary share is computed by dividing net loss attributable to ordinary shareholders by the weighted

**BEIGENE, LTD.**

**NOTES TO THE CONSOLIDATED FINANCIAL STATEMENTS (Continued)**

**FOR THE YEARS ENDED DECEMBER 31, 2016, 2015 AND 2014**

**(Amounts in thousands of U.S. Dollar (“\$”) and Renminbi (“RMB”),  
except for number of shares and per share data)**

**2. Summary of significant accounting policies (Continued)**

average number of ordinary shares outstanding during the period using the two-class method. Under the two-class method, net income is allocated between ordinary shares and participating securities based on dividends declared (or accumulated) and participating rights in undistributed earnings as if all the earnings for the reporting period had been distributed. The Company’s convertible preferred shares and restricted stock are participating securities because they have contractual rights to share in the profits of the Company.

However, both the convertible preferred shares and restricted stock do not have contractual rights and obligations to share in the losses of the Company. For the periods presented herein, the computation of basic loss per share using the two-class method is not applicable as the Company is in a net loss position.

Diluted loss per share is calculated by dividing net loss attributable to ordinary shareholders as adjusted for the effect of dilutive ordinary equivalent shares, if any, by the weighted average number of ordinary and dilutive ordinary equivalent shares outstanding during the period. Ordinary equivalent shares consist of the ordinary shares issuable upon the conversion of the Company’s convertible preferred shares using the if-converted method, and ordinary shares issuable upon the conversion of the share options and unvested restricted stock, using the treasury stock method. Ordinary share equivalents are excluded from the computation of diluted loss per share if their effects would be anti-dilutive. Basic and diluted loss per ordinary share is presented in the Company’s consolidated statements of operations.

**Segment information**

In accordance with ASC 280, *Segment Reporting*, the Company’s chief operating decision maker, the Chief Executive Officer, reviews the consolidated results when making decisions about allocating resources and assessing performance of the Company as a whole and hence, the Company has only one reportable segment. The Company does not distinguish between markets or segments for the purpose of internal reporting. As the Company’s long-lived assets and revenue are substantially located in and derived from the PRC, no geographical segments are presented.

**Concentration of risks**

*Concentration of credit risk*

Financial instruments that are potentially subject to credit risk consist of cash and cash equivalents and short-term investments. The carrying amounts of cash and cash equivalents and short-term investments represent the maximum amount of loss due to credit risk. As of December 31, 2016 and 2015, \$87,514 and \$17,869 were deposited with various major reputable financial institutions located in the PRC and international financial institutions outside of the PRC. The deposits placed with financial institutions are not protected by statutory or commercial insurance. In the event of bankruptcy of one of these financial institutions, the Company may be unlikely to claim its deposits back in full. Management believes that these financial institutions are of high credit quality and continually monitors

**BEIGENE, LTD.**

**NOTES TO THE CONSOLIDATED FINANCIAL STATEMENTS (Continued)**

**FOR THE YEARS ENDED DECEMBER 31, 2016, 2015 AND 2014**

**(Amounts in thousands of U.S. Dollar (“\$”) and Renminbi (“RMB”),  
except for number of shares and per share data)**

**2. Summary of significant accounting policies (Continued)**

the credit worthiness of these financial institutions. As of December 31, 2016 and 2015, the Company had debt security investments amounting to \$280,660 and \$82,617, respectively.

At December 31, 2016, the Company’s debt security investments comprised primarily of U.S. treasury securities. The Company believes that U.S. treasury securities are of high credit quality and continually monitors the credit worthiness of these institutions.

*Customer concentration risk*

For the years ended December 31, 2016, 2015 and 2014, substantially all of the Company’s revenue has been generated solely from one customer, Merck KGaA, Darmstadt Germany.

*Business, customer, political, social and economic risks*

The Company participates in a dynamic high technology industry and believes that changes in any of the following areas could have a material adverse effect on the Company’s future financial position, results of operations or cash flows: changes in the overall demand for services and products; competitive pressures due to new entrants; advances and new trends in new technologies and industry standards; changes in clinical research organizations; changes in certain strategic relationships or customer relationships; regulatory considerations; copyright regulations; and risks associated with the Company’s ability to attract and retain employees necessary to support its growth. The Company’s operations could be also adversely affected by significant political, economic and social uncertainties in the PRC.

*Currency convertibility risk*

A majority of the Company’s expenses and a significant portion of the Company’s assets and liabilities are denominated in RMB. On January 1, 1994, the PRC government abolished the dual rate system and introduced a single rate of exchange as quoted daily by the People’s Bank of China (the “PBOC”). However, the unification of the exchange rates does not imply that the RMB may be readily convertible into U.S. dollar or other foreign currencies. All foreign exchange transactions continue to take place either through the PBOC or other banks authorized to buy and sell foreign currencies at the exchange rates quoted by the PBOC. Approvals of foreign currency payments by the PBOC or other institutions require submitting a payment application form together with suppliers’ invoices, shipping documents and signed contracts.

Additionally, the value of the RMB is subject to changes in central government policies and international economic and political developments affecting supply and demand in the PRC foreign exchange trading system market.

*Foreign currency exchange rate risk*

From July 21, 2005, the RMB is permitted to fluctuate within a narrow and managed band against a basket of certain foreign currencies. For RMB against U.S. dollar, there was depreciation of

**BEIGENE, LTD.**

**NOTES TO THE CONSOLIDATED FINANCIAL STATEMENTS (Continued)**

**FOR THE YEARS ENDED DECEMBER 31, 2016, 2015 AND 2014**

**(Amounts in thousands of U.S. Dollar (“\$”) and Renminbi (“RMB”),  
except for number of shares and per share data)**

**2. Summary of significant accounting policies (Continued)**

approximately 6.3%, 4.4% and 2.4% in the year ended December 31, 2016, 2015 and 2014. It is difficult to predict how market forces or PRC or U.S. government policy may impact the exchange rate between the RMB and the U.S. dollar in the future.

To the extent that the Company needs to convert U.S. dollar into RMB for capital expenditures and working capital and other business purposes, appreciation of RMB against U.S. dollar would have an adverse effect on the RMB amount the Company would receive from the conversion. Conversely, if the Company decides to convert RMB into U.S. dollar for the purpose of making payments for dividends on ordinary shares, strategic acquisitions or investments or other business purposes, appreciation of U.S. dollar against RMB would have a negative effect on the U.S. dollar amount available to the Company. In addition, a significant depreciation of the RMB against the U.S. dollar may significantly reduce the U.S. dollar equivalent of the Company’s earnings or losses.

**Reclassifications**

Certain prior year amounts have been reclassified to conform to the current year presentation.

**Recent accounting pronouncements**

In August 2015, the FASB issued Accounting Standards Update (“ASU”) No. 2015-14, *Revenue from Contracts with Customers-Deferral of the effective date* (“ASU 2015-14”). The amendments in ASU 2015-14 defer the effective date of ASU No. 2014-09, *Revenue from Contracts with Customers*, (“ASU 2014-09”), issued in May 2014. According to the amendments in ASU 2015-14, the new revenue guidance ASU 2014-09 is effective for annual reporting periods beginning after December 15, 2017, including interim reporting periods within that reporting period. Earlier application is permitted only as of annual reporting periods beginning after December 15, 2016, including interim reporting periods within that reporting period. In March 2016, the FASB issued ASU No. 2016-08, *Revenue from Contracts with Customers—Principal versus Agent Considerations* (“ASU 2016-08”), which clarifies the implementation guidance on principal versus agent considerations. In April 2016, the FASB issued ASU No. 2016-10, *Revenue from Contracts with Customers—Identifying Performance Obligations and Licensing* (“ASU 2016-10”), which clarify guidance related to identifying performance obligations and licensing implementation guidance contained in ASU No. 2014-09. In May 2016, the FASB issued ASU No. 2016-12, *Revenue from Contracts with Customers—Narrow-Scope Improvements and Practical Expedients* (“ASU 2016-12”), which addresses narrow-scope improvements to the guidance on collectability, non-cash consideration, and completed contracts at transition and provides practical expedients for contract modifications at transition and an accounting policy election related to the presentation of sales taxes and other similar taxes collected from customers. The effective date for the amendment in ASU 2016-08, ASU 2016-10 and ASU 2016-12 are the same as the effective date of ASU No. 2014-09. The Company will adopt the new standard under the modified retrospective approach, effective January 1, 2018, and is in the process of evaluating its collaboration agreements with Merck KGaA, Darmstadt Germany to determine the impact the adoption of these ASUs has on its consolidated financial statements, if any.

**BEIGENE, LTD.**

**NOTES TO THE CONSOLIDATED FINANCIAL STATEMENTS (Continued)**

**FOR THE YEARS ENDED DECEMBER 31, 2016, 2015 AND 2014**

**(Amounts in thousands of U.S. Dollar (“\$”) and Renminbi (“RMB”),  
except for number of shares and per share data)**

**2. Summary of significant accounting policies (Continued)**

In February 2016, the FASB issued ASU No. 2016-02, *Leases*, which requires lessees to recognize assets and liabilities related to lease arrangements longer than 12 months on the balance sheet. This standard also requires additional disclosures by lessees and contains targeted changes to accounting by lessors. The updated guidance is effective for interim and annual periods beginning after December 15, 2018, and early adoption is permitted. The recognition, measurement, and presentation of expenses and cash flows arising from a lease by a lessee have not significantly changed from previous GAAP. The Company is currently evaluating the impact on its financial statements of adopting this guidance.

In March 2016, the FASB issued ASU No. 2016-09, *Improvements to Employee Share-Based Payment Accounting* (“ASU 2016-09”). The amendments in ASU 2016-09 simplify several aspects of the accounting for employee share-based payment transactions, including the income tax consequences, classification of awards as either equity or liabilities, and classification on the statement of cash flows. For public business entities, ASU 2016-09 is effective for annual periods beginning after December 15, 2016 and interim periods within those annual periods. The Company does not expect the implementation of this standard to materially impact its future stock-based compensation expense.

In June 2016, the FASB issued ASU No. 2016-13, *Financial Instruments—Credit Losses* (“ASU 2016-13”). The amendments in ASU 2016-13 update guidance on reporting credit losses for assets held at amortized cost basis and available-for-sale debt securities. These amendments affect loans, debt securities, trade receivables, net investments in leases, off balance sheet credit exposures, reinsurance receivables, and any other financial assets not excluded from the scope that have the contractual right to receive cash. For public business entities that are U.S. SEC filers, ASU 2016-13 is effective for fiscal years beginning after December 15, 2019, and interim periods within those fiscal years. The Company is currently evaluating the method of adoption to be utilized and it cannot currently estimate the financial statement impact of adoption.

In August 2016, the FASB issued ASU No. 2016-15, *Statement of cash flows—Classification of Certain Cash Receipts* (“ASU 2016-15”). The amendments in ASU 2016-15 addresses eight specific cash flow issues, including debt prepayment or debt extinguishment costs, settlement of zero-coupon debt instruments or other debt instruments with coupon interest rates that are insignificant in relation to the effective interest rate of the borrowing, contingent consideration payments made after a business combination, proceeds from the settlement of insurance claims; proceeds from the settlement of corporate-owned life insurance policies (COLIs) (including bank-owned life insurance policies (BOLIs)), distributions received from equity method investees, beneficial interests in securitization transactions and separately identifiable cash flows and application of the predominance principle. For public business entities that are U.S. SEC filers, ASU 2016-15 is effective for fiscal years beginning after December 15, 2017, and interim periods within those fiscal years. The Company is currently evaluating the method of adoption to be utilized and it cannot currently estimate the financial statement impact of adoption.

In October 2016, the FASB issued ASU No. 2016-16, *Income taxes—Intra-entity transfers of assets other than inventory* (“ASU 2016-16”). The amendments in ASU 2016-16 require that entities recognize the income tax consequences of an intra-entity transfer of an asset other than inventory when the

**BEIGENE, LTD.**

**NOTES TO THE CONSOLIDATED FINANCIAL STATEMENTS (Continued)**

**FOR THE YEARS ENDED DECEMBER 31, 2016, 2015 AND 2014**

(Amounts in thousands of U.S. Dollar (“\$”) and Renminbi (“RMB”),  
except for number of shares and per share data)

**2. Summary of significant accounting policies (Continued)**

transfer occurs. The amendments in ASU 2016-16 do not change GAAP for the pre-tax effects of an intra-entity asset transfer under Topic 810, Consolidation, or for an intra-entity transfer of inventory. For public business entities that are U.S. SEC filers, ASU 2016-16 is effective for fiscal years beginning after December 15, 2017, and interim periods within those fiscal years. The Company is currently evaluating the method of adoption to be utilized and it cannot currently estimate the financial statement impact of adoption.

**3. Short-term investments**

Short-term investments as of December 31, 2016 consist of the following available-for-sale exchange-traded debt securities:

	Amortized Cost	Gross Unrealized Gains	Gross Unrealized Losses	Fair Value (Net Carrying Amount)
	\$	\$	\$	\$
U.S. Treasury securities . . . . .	280,757	—	97	280,660
Total . . . . .	280,757	—	97	280,660

Short-term investments as of December 31, 2015 consist of the following available-for-sale exchange-traded debt securities:

	Amortized Cost	Gross Unrealized Gains	Gross Unrealized Losses	Fair Value (Net Carrying Amount)
	\$	\$	\$	\$
Corporate fixed income bonds . . . . .	70,383	—	1,128	69,255
U.S. Treasury securities . . . . .	7,999	1	—	8,000
Municipal Bonds . . . . .	5,441	—	79	5,362
Total . . . . .	83,823	1	1,207	82,617

Contractual maturities of all debt securities as of December 31, 2016 were within one year. The Company does not intend to sell its investments in U.S. Treasury securities and it is not more likely than not that the Company will be required to sell the investment before recovery of its amortized cost basis, which may be maturity. Therefore, the Company does not consider the investment in U.S. Treasury securities to be other-than-temporarily impaired at December 31, 2016.



**BEIGENE, LTD.**

**NOTES TO THE CONSOLIDATED FINANCIAL STATEMENTS (Continued)**

**FOR THE YEARS ENDED DECEMBER 31, 2016, 2015 AND 2014**

(Amounts in thousands of U.S. Dollar (“\$”) and Renminbi (“RMB”),  
except for number of shares and per share data)

**4. Property and equipment**

Property and equipment consist of the following:

	As of December 31,	
	2016	2015
	\$	\$
Office equipment . . . . .	449	213
Electronic equipment . . . . .	647	424
Laboratory equipment . . . . .	7,536	5,919
Computer software . . . . .	317	186
Leasehold improvements . . . . .	9,446	5,954
Property and equipment, at cost . . . . .	18,395	12,696
Less accumulated depreciation and amortization . . . . .	(7,473)	(6,084)
Construction in progress . . . . .	15,055	—
Property and equipment, net . . . . .	<u>25,977</u>	<u>6,612</u>

Construction in progress as of December 31, 2016 of \$15,055 relates to the Suzhou’s manufacturing facility and laboratory that are still under construction. Depreciation expenses for the years ended December 31, 2016, 2015 and 2014 were \$1,909, \$1,545 and \$1,557, respectively.

**5. Income taxes**

***Cayman Islands***

The Company is incorporated in the Cayman Islands. Under the current laws of the Cayman Islands, the Company is not subject to income tax.

***Australia***

BeiGene AUS Pty Ltd., incorporated in Australia is subject to corporate income tax at a rate of 30%. BeiGene AUS Pty Ltd. has no taxable income for all periods presented and therefore, no provision for income taxes is required.

***Hong Kong***

BeiGene (Hong Kong) Co., Limited is incorporated in Hong Kong. Companies registered in Hong Kong are subject to Hong Kong Profits Tax on the taxable income as reported in their respective statutory financial statements adjusted in accordance with relevant Hong Kong tax laws. The applicable tax rate is 16.5% in Hong Kong. The Company did not make any provisions for Hong Kong profit tax as there were no assessable profits derived from or earned in Hong Kong for any of the periods presented. Under the Hong Kong tax law, BeiGene (Hong Kong) Co., Limited is exempted from income tax on its foreign-derived income and there are no withholding taxes in Hong Kong on remittance of dividends.

**BEIGENE, LTD.**

**NOTES TO THE CONSOLIDATED FINANCIAL STATEMENTS (Continued)**

**FOR THE YEARS ENDED DECEMBER 31, 2016, 2015 AND 2014**

**(Amounts in thousands of U.S. Dollar (“\$”) and Renminbi (“RMB”),  
except for number of shares and per share data)**

**5. Income taxes (Continued)**

***United States***

BeiGene (USA) incorporated in United States on July 8, 2015, is subject to statutory U.S. Federal corporate income tax at a rate of 34% for the years ended December 31, 2016 and 2015. BeiGene (USA) is also subject to the state income tax for New Jersey, California and Massachusetts, at a rate of 9%, 8.84% and 8%, respectively, for the year ended December 31, 2016.

***PRC***

BeiGene Beijing, BeiGene Suzhou and BeiGene Shanghai are subject to the statutory tax rate of 25% in accordance with the Enterprise Income Tax law (the “EIT Law”), which was effective since January 1, 2008. Under the EIT Law, all enterprises are subject to the 25% enterprise income tax rate, except for certain entities that enjoyed the tax holidays or preferential tax treatments. Under the EIT Law and its relevant regulations, dividends paid by PRC enterprises out of profits earned post-2007 to non-PRC tax resident investors are subject to PRC withholding tax of 10%. A lower withholding tax rate may be applied based on applicable tax treaty with certain jurisdictions.

Loss before income taxes consists of:

	<b>Year Ended December 31,</b>		
	<b>2016</b>	<b>2015</b>	<b>2014</b>
	<b>\$</b>	<b>\$</b>	<b>\$</b>
Cayman . . . . .	(81,867)	(29,918)	(5,487)
PRC . . . . .	(7,352)	(5,253)	(5,808)
Australia . . . . .	(30,158)	(21,906)	(7,684)
Others . . . . .	214	(25)	433
	<u>(119,163)</u>	<u>(57,102)</u>	<u>(18,546)</u>

Income tax expenses were \$54, nil and nil, respectively, for the years ended December 31, 2016, 2015 and 2014. Current year income tax expense was attributable to BeiGene (USA), a wholly owned subsidiary, which was established in July 2015 and provided general management services and strategic advisory services to the Company. The Company and its other subsidiaries were in cumulative loss positions for all periods presented.

**BEIGENE, LTD.**

**NOTES TO THE CONSOLIDATED FINANCIAL STATEMENTS (Continued)**

**FOR THE YEARS ENDED DECEMBER 31, 2016, 2015 AND 2014**

(Amounts in thousands of U.S. Dollar (“\$”) and Renminbi (“RMB”),  
except for number of shares and per share data)

**5. Income taxes (Continued)**

The current and deferred components of the income tax expense for the year ended December 31, 2016, 2015 and 2014 are summarized as follows:

	Year Ended December 31,		
	2016	2015	2014
	\$	\$	
Current tax expense . . . . .	822	—	—
Deferred tax benefit . . . . .	(768)	—	—
Income tax expense . . . . .	54	—	—

The reconciliation of the actual income taxes to the amount of tax computed by applying the PRC statutory income tax rate to pre-tax income is as follows:

	Year Ended December 31,		
	2016	2015	2014
	\$	\$	\$
Loss before tax . . . . .	(119,163)	(57,102)	(18,546)
PRC statutory tax rate . . . . .	25%	25%	25%
Expected taxation at PRC statutory tax rate . . . . .	(29,791)	(14,275)	(4,636)
Foreign tax rate differential . . . . .	19,159	6,399	1,082
Non-taxable income . . . . .	—	(8)	(191)
Non-deductible expenses . . . . .	593	584	185
Additional taxable income . . . . .	8,671	6,287	2,232
Addition to valuation allowance . . . . .	1,627	1,013	1,328
R&D tax credit . . . . .	(205)	—	—
Taxation for the year . . . . .	54	—	—
Effective tax rate . . . . .	-0.1%	0%	0%

**BEIGENE, LTD.**

**NOTES TO THE CONSOLIDATED FINANCIAL STATEMENTS (Continued)**

**FOR THE YEARS ENDED DECEMBER 31, 2016, 2015 AND 2014**

**(Amounts in thousands of U.S. Dollar (“\$”) and Renminbi (“RMB”),  
except for number of shares and per share data)**

**5. Income taxes (Continued)**

Significant components of deferred tax assets are as follows:

	As of December 31,	
	2016	2015
	\$	\$
Deferred tax assets, non-current portion:		
Net operating losses carry forward . . . . .	6,987	7,146
Depreciation and amortization . . . . .	(14)	—
Accrued expenses . . . . .	1,102	—
Total deferred tax assets . . . . .	8,075	7,146
Less valuation allowance . . . . .	(7,307)	(7,146)
Total deferred tax assets, net of valuation allowance . . . . .	768	—

During 2016, there is an increase in the valuation allowance by \$1,627 which included the effect of expired net operating losses of \$1,466. Valuation allowances have been provided on deferred tax assets where, based on all available evidence, it was considered more likely than not that some portion or all of the recorded deferred tax assets will not be realized in future periods. The Company recorded a full valuation allowance against deferred tax assets related to net operating losses, and recorded a valuation allowance against the portion of the deferred tax assets related to deductible temporary differences.

As of December 31, 2016, the Company had net operating losses of approximately \$27,948 derived from entities in the PRC, which can be carried forward to offset future net profit for income tax purposes. The net operating loss in PRC entities will expire, if unused, beginning January 1, 2018 through 2022.

No unrecognized tax benefits and related interest and penalties were recorded in any of the periods presented. The Company’s management does not expect the amount of unrecognized tax benefits would increase significantly in the next 12 months. In general, the PRC tax authorities have up to five years to conduct examinations of the Company’s tax filings. Accordingly, the PRC subsidiaries’ tax years 2012 through 2016 remain open to examination by the respective taxing authorities.

**BEIGENE, LTD.**

**NOTES TO THE CONSOLIDATED FINANCIAL STATEMENTS (Continued)**

**FOR THE YEARS ENDED DECEMBER 31, 2016, 2015 AND 2014**

(Amounts in thousands of U.S. Dollar (“\$”) and Renminbi (“RMB”),  
except for number of shares and per share data)

**6. Accrued expenses and other payables**

Accrued expenses and other payables consisted of the following:

	As of December 31,	
	2016	2015
	\$	\$
Compensation related . . . . .	3,980	1,607
External research and development activities related . . . . .	14,198	4,118
Others . . . . .	4,119	2,626
Total accrued expenses and other payables . . . . .	22,297	8,351

**7. Short-term bank loan**

On April 8, 2014, the Company obtained a RMB denominated loan with a principal amount of \$322 from China Merchants Bank at an annual interest rate of 7.8% based on a 30% premium of the market rate published by the PBOC. The short-term bank loan matured in one year and was fully repaid on April 3, 2015. Interest expense of \$7 and \$18, and guarantee fee of nil and \$7, was recognized for the years ended December 31, 2015 and 2014, respectively.

**8. Warrants and option liabilities**

	As of December 31,	
	2016	2015
	\$	\$
Option to purchase shares by rental deferral . . . . .	—	1,388
Warrants in connection with the convertible promissory notes . . . . .	—	785
Total . . . . .	—	2,173

*Option to purchase shares by rental deferral*

On September 1, 2012, in conjunction with a lease agreement of one of its premises, the Company granted the landlord an option to purchase the Company’s ordinary shares (the “Option”) in exchange for the deferral of the payment of one year’s rental expense. The Option was a freestanding instrument and was recorded as a liability in accordance with ASC480, *Distinguishing Liabilities from Equity*. The Option was initially recognized at fair value with subsequent changes in fair value recorded in losses. Prior to the Company’s IPO, the Company determined the fair value of the Option with the assistance of an independent third party valuation firm. On February 8, 2016, immediately prior to the Company’s IPO, the landlord exercised the Option to purchase 1,451,586 ordinary shares of the Company. As the exercise date was the IPO closing date, the exercise date fair value of the Option of \$2,540 was determined based on its intrinsic value, which equaled the difference between the share price at the IPO closing date and the exercise price of such purchased ordinary shares. During the years ended

**BEIGENE, LTD.**

**NOTES TO THE CONSOLIDATED FINANCIAL STATEMENTS (Continued)**

**FOR THE YEARS ENDED DECEMBER 31, 2016, 2015 AND 2014**

**(Amounts in thousands of U.S. Dollar (“\$”) and Renminbi (“RMB”),  
except for number of shares and per share data)**

**8. Warrants and option liabilities (Continued)**

December 31, 2016, 2015 and 2014, the Company recognized a loss from the increase in fair value of the Option of \$1,151, \$1,263 and \$99, respectively.

*Warrants in connection with the convertible promissory notes*

During the years ended December 31, 2012 to 2014, the Company entered into agreements with several investors to issue convertible promissory notes, and related warrants to purchase the Company's preference shares up to 10% of the convertible promissory notes' principal amount concurrently for an aggregate principal amount of \$2,410. The warrants were freestanding instruments and were recorded as liabilities in accordance with ASC480. The warrants were initially recognized at fair value with subsequent changes in fair value recorded in losses. In January 2016 and February 2016, the warrants issued in connection with the promissory notes were exercised for 621,637 Preferred Shares, which were then converted into 621,637 ordinary shares. As the exercise dates were very close to the IPO closing date, the respective exercise date fair value of the warrants of \$1,148 was determined based on the intrinsic value, which equaled the difference between the share price at the IPO closing date and the exercise price of the issued warrants. For the years ended December 31, 2016, 2015 and 2014, the Company recognized a loss from the increase in fair value of \$363, \$563 and \$127, respectively.

**9. Long-term bank loan**

On September 2, 2015, BeiGene Suzhou entered into a loan agreement with Suzhou Industrial Park Biotech Development Co., Ltd. and China Construction Bank, to borrow \$17,284 at a 7% fixed annual interest rate. As of December 31, 2016, the Company has drawn down \$17,284, which is secured by BeiGene Suzhou's equipment with a carrying amount of \$22,292 and the Company's rights to a PRC patent on a drug candidate. The loan principal amounts of \$8,642 and \$8,642 are repayable on September 30, 2018 and 2019, respectively. Interest expense recognized for the years ended December 31, 2016 and 2015 amounted to \$851 and \$140, respectively.

**10. Senior promissory note**

On February 2, 2011, the Company issued a senior promissory note to Merck Sharp & Dohme Research GmbH (“Merck Sharp”), an entity that is unaffiliated with Merck KGaA, Darmstadt Germany, with a principal amount of \$10,000 (the “Senior Promissory Note”). The Senior Promissory Note bore interest of 8% compounding per annum and had a term of five years. The Company had the option to elect to repay in whole or in part the outstanding principal and accrued interest any time prior to the maturity of the Senior Promissory Note.

The Senior Promissory Note was initially recorded as a long-term liability carried at its amortized cost of \$10,000 and subsequently accreted to the amount payable upon maturity using the effective interest method. Interest accrued as of December 31, 2016 and 2015 amounted to nil and \$4,598, respectively.

On January 26, 2016, the Company entered into a note amendment and exchange agreement with Merck Sharp, pursuant to which, the maturity date of the Senior Promissory Note was extended to

**BEIGENE, LTD.**

**NOTES TO THE CONSOLIDATED FINANCIAL STATEMENTS (Continued)**

**FOR THE YEARS ENDED DECEMBER 31, 2016, 2015 AND 2014**

**(Amounts in thousands of U.S. Dollar (“\$”) and Renminbi (“RMB”),  
except for number of shares and per share data)**

**10. Senior promissory note (Continued)**

May 2, 2016 from February 2, 2016. In addition, if the IPO occurred on or prior to May 2, 2016, subject to certain limitations, the outstanding unpaid principal and interest of the Senior Promissory Note as of the effectiveness date of the Company’s IPO (the “Exchanged Balance”) would be automatically exchanged, effective immediately prior to the closing of the IPO, into up to a number of the Company’s ordinary shares equal to the quotient of (1) the Exchanged Balance divided by (2) the per ordinary share public offering price in the IPO. The amendments and subsequent extinguishment of the Senior Promissory Note did not result in any gain or loss since the conversion rate was set at the IPO Price.

On February 8, 2016, the outstanding unpaid principal and interest of the Senior Promissory Note of carrying value of \$14,693 were exchanged into 7,942,314 ordinary shares, computed at the IPO Price of \$1.85 per ordinary share.

**11. Convertible preferred shares**

In October 2014, the Company issued 52,592,590 Series A convertible preferred shares (the “Series A Preferred Shares”) with a par value of \$0.0001 per share for cash consideration of \$35,500 or \$0.68 per share. At the same time, the previously issued subordinated convertible promissory note, convertible promissory notes, secured guaranteed convertible promissory notes, advances and convertible promissory notes due to the related party were automatically converted into 64,192,927 Series A Preferred Shares in aggregate.

On April 21, 2015, the Company issued 83,205,124 Series A-2 convertible preferred shares (the “Series A-2 Preferred Shares”) with a par value of \$0.0001 per share for cash consideration of \$97,350 or \$1.17 per share.

The Series A Preferred Shares and the Series A-2 Preferred Shares are collectively referred to as the “Preferred Shares.”

The significant terms of the Preferred Shares are summarized below.

*Dividends*

The holders of the Preferred Shares shall be entitled to receive dividends accruing at the rate of 8% per annum. In addition, holders of the Preferred Shares shall also be entitled to dividends on the Company’s ordinary shares on an as if converted basis.

*Voting rights*

Each holder of Preferred Shares shall have the right to vote the number of votes per ordinary share into which their Preferred Shares could be converted, and shall vote along with the ordinary shares, on all matters in respect to which the holders of ordinary shares are entitled to vote.

**BEIGENE, LTD.**

**NOTES TO THE CONSOLIDATED FINANCIAL STATEMENTS (Continued)**

**FOR THE YEARS ENDED DECEMBER 31, 2016, 2015 AND 2014**

**(Amounts in thousands of U.S. Dollar (“\$”) and Renminbi (“RMB”),  
except for number of shares and per share data)**

**11. Convertible preferred shares (Continued)**

*Liquidation preference*

In the event of any voluntary or involuntary liquidation, dissolution or winding up of the Company or any deemed liquidation event as defined in the Preferred Shares agreements (“Liquidation Transaction”), the holders of Preferred Shares then outstanding are entitled to be paid out of the assets of the Company available for distribution to its members before any payment shall be made to the holders of any other class of shares by reason of their ownership thereof, an amount per share equal to the greater of (i) the original issue price, plus accrued but unpaid dividends; or (ii) such amount per share as would have been payable had all Preferred Shares been converted into ordinary shares immediately prior to such liquidation, dissolution, winding up or deemed liquidation event.

*Conversion rights*

- (i) Optional conversion: Each Preferred Share shall be convertible into the Company’s ordinary shares at the option of the holder at any time after the issuance date by dividing the original issue price by the conversion price, which is initially equal to the original issue price. All unpaid, cumulative dividends on the Preferred Shares shall no longer be payable.
- (ii) Automatic conversion: All outstanding Preferred Shares shall automatically be converted into ordinary shares at the then effective Preferred Shares conversion price upon (i) the closing of a Qualified IPO; or (ii) the date and time, or the occurrence of an event, specified by vote or written consent of the holders of at least 80.63% of the then outstanding Preferred Shares. Upon conversion of the Preferred Shares, all unpaid, cumulative dividends on the Preferred Shares shall no longer be payable.

*Drag-along right*

In the event that each of (i) (A) Baker Brothers or (B) Hillhouse BGN Holdings Limited (“Hillhouse”) and CB Biotech Investment Limited (“CITIC PE”) jointly; (ii) a majority of the Board of Directors; and (iii) the holders of more than 66.66% of the then-outstanding ordinary shares (other than those issued or issuable upon conversion of the Preferred Shares and any other derivative securities) approve a sale of the Company in writing, then each preferred shareholder agrees to certain joint actions to be taken to ensure such sale of the Company could be completed.

Accounting for Preferred Shares

The Preferred Shares were classified as mezzanine equity as these convertible preferred shares were redeemable upon the occurrence of a conditional event (i.e. a Liquidation Transaction). The holders of the Preferred Shares had a liquidation preference and would not receive the same form of consideration upon the occurrence of the conditional event as the holders of the ordinary shares would. The initial carrying amount of the Series A Preferred Shares of \$78,809 was the issue price at the date of issuance of \$78,889, net of issuance costs of \$80. The initial carrying amount of the Series A-2 Preferred Shares of \$97,275 was the issue price at the date of issuance of \$97,350, net of issuance costs of \$75. The holders of the Preferred Shares have the ability to convert the instrument into the



**BEIGENE, LTD.**

**NOTES TO THE CONSOLIDATED FINANCIAL STATEMENTS (Continued)**

**FOR THE YEARS ENDED DECEMBER 31, 2016, 2015 AND 2014**

**(Amounts in thousands of U.S. Dollar (“\$”) and Renminbi (“RMB”),  
except for number of shares and per share data)**

**11. Convertible preferred shares (Continued)**

Company’s ordinary shares. The conversion option of the convertible preferred shares did not qualify for bifurcation accounting because the conversion option is clearly and closely related to the host instrument and the underlying ordinary shares were not publicly traded nor readily convertible into cash. The contingent redemption options of the convertible preferred shares did not qualify for bifurcation accounting because the underlying ordinary shares were neither publicly traded nor readily convertible into cash. There were no other embedded derivatives that are required to be bifurcated.

Beneficial conversion features exist when the conversion price of the convertible preferred shares is lower than the fair value of the ordinary shares at the commitment date, which is the issuance date in the Company’s case. When a beneficial conversion feature exists as of the commitment date, its intrinsic value is bifurcated from the carrying value of the convertible preferred shares as a contribution to additional paid-in capital. On the commitment date of Series A Preferred Shares and Series A-2 Preferred Shares, the most favorable conversion price used to measure the beneficial conversion feature were \$0.68 and \$1.17, respectively. No beneficial conversion feature was recognized for the Series A Preferred Shares and Series A-2 Preferred Shares as the fair value per ordinary share at the commitment date were \$0.28 and \$0.47, respectively, which was less than the most favorable conversion price. The Company determined the fair value of ordinary shares with the assistance of an independent third party valuation firm.

The Company concluded that the Preferred Shares were not redeemable, and it was not probable that the Preferred Shares would become redeemable because the likelihood of a Liquidation Transaction was remote. Therefore, no adjustment was made to the initial carrying amount of the Preferred Shares.

On February 8, 2016, in connection with the completion of the IPO, all of the outstanding Preferred Shares were converted into 199,990,641 ordinary shares.

**BEIGENE, LTD.**

**NOTES TO THE CONSOLIDATED FINANCIAL STATEMENTS (Continued)**

**FOR THE YEARS ENDED DECEMBER 31, 2016, 2015 AND 2014**

**(Amounts in thousands of U.S. Dollar (“\$”) and Renminbi (“RMB”),  
except for number of shares and per share data)**

**12. Related party balances and transactions**

The Company had the following related party transactions for the periods presented:

	Year Ended December 31,		
	2016	2015	2014
	\$	\$	\$
Consulting service fee paid to shareholder(1) . . . . .	100	100	100
Advances due to senior executives(2) . . . . .	—	—	103
Repayment of advances by cash(2) . . . . .	—	—	(1,285)
Repayment of advances by issuance of ordinary shares(2) . . . . .	—	—	(61)
Interest accrued on advances due to senior executives(2) . . . . .	—	—	775
Interest on Convertible Promissory Note(3) . . . . .	—	—	56
Repayment of indebtedness due to senior executives by issuance of preferred shares(4) . . . . .	—	—	(8,143)
<b>Total . . . . .</b>	<b>100</b>	<b>100</b>	<b>(8,455)</b>

- (1) During the years ended December 31, 2015 and 2014, a shareholder provided consulting services to the Company at a fee of \$100, and \$100, respectively. During the year ended December 31, 2016, the shareholder, who became a director, provided consulting services to the Company at a fee of \$100.
- (2) During the years ended December 31, 2016, 2015 and 2014, senior executives advanced nil, nil and \$103, respectively, to the Company. The advances bore interest at a rate comparable to the interest rate borne by the Company on its outstanding third party debt. On September 15, 2014, the Company entered into a supplemental agreement with the senior executives to clarify its original intention that the indebtedness and accrued interest could be converted into convertible preferred shares based on the same conversion terms in the subordinated convertible promissory note agreement the Company entered into with Merck Sharp. For the period from January 1, 2014 through October 7, 2014, the Company repaid advances amounting to \$1,285 and \$61 in cash and by the issuance of 6,069,000 ordinary shares with fair value of \$61, respectively.
- (3) During the year ended December 31, 2012, the Company issued convertible promissory notes and related warrants to senior executives for an aggregate principal amount of \$650. The warrants were initially recognized at fair value of \$25, with subsequent changes in fair value recorded in losses. For the years ended December 31, 2016, 2015 and 2014, the Company recognized a loss from the increase in fair value of \$51, \$80 and \$34, respectively. In January and February 2016, the warrants issued in connection with the promissory notes were exercised for 82,241 Preferred Shares, which were converted into 82,241 ordinary shares. The terms and conditions underlying the convertible promissory notes and related warrants were the same as the convertible promissory notes, and warrants issued to all the other holders.
- (4) On October 7, 2014, all outstanding indebtedness due to senior executives was settled by the issuance of the Company’s Series A Preferred Shares with fair value of \$9,983. The advances

**BEIGENE, LTD.**

**NOTES TO THE CONSOLIDATED FINANCIAL STATEMENTS (Continued)**

**FOR THE YEARS ENDED DECEMBER 31, 2016, 2015 AND 2014**

**(Amounts in thousands of U.S. Dollar (“\$”) and Renminbi (“RMB”),  
except for number of shares and per share data)**

**12. Related party balances and transactions (Continued)**

outstanding (including interest expense), and the convertible promissory notes (including interest expense) were converted into 13,629,629 and 1,160,426 of the Company’s Series A Preferred Shares, respectively. The difference of \$1,840 was recognized in losses as a result of the settlement of indebtedness. Upon completion of the Company’s IPO, the outstanding Series A Preferred Shares were converted into 14,790,055 ordinary shares. The warrants originally issued to the senior executives in connection with the convertible promissory notes were exercised in January and February 2016.

**13. Research and development collaborative arrangements**

The Company has developed and controls certain technology and proprietary materials related to its proprietary BRAF inhibitor (“BRAF” or “BGB-283”) and poly (ADP-ribose) polymerase inhibitor (“PARP” or “BGB-290”). Upon execution of the Collaborative Arrangements, the Company granted to Merck KGaA, Darmstadt Germany the exclusive right to develop and commercialize the BRAF and PARP inhibitors worldwide except the PRC (“Ex-PRC”). The Company has since retained the exclusive right to develop and commercialize the BRAF and PARP inhibitors in the PRC, as further described below.

In 2013, the Company entered into a license agreement with Merck KGaA, Darmstadt Germany on the BRAF inhibitor, which was amended and restated in 2013 and 2015, in which it granted to Merck KGaA, Darmstadt Germany an exclusive license to development and manufacture the BRAF inhibitor in the ex-PRC Territory, and Merck KGaA Darmstadt Germany granted the Company an exclusive license to develop, manufacture and commercialize the BRAF inhibitor in the PRC Territory. Under the terms of the BRAF Collaborative Arrangements, the Company received an upfront non-refundable payment and upfront Phase 1 research and development fees in 2013. Upon the dosing of the 5th patient in 2014, the Company received an additional Phase 1 research and development fee. Subsequent to the completion of the Phase 1 research and development phase, the Company was eligible to receive product development payments based on the successful achievement of development and regulatory goals, commercial event payments based on the successful achievement of commercialization goals, and royalty payments based on a predetermined percentage of Merck KGaA, Darmstadt Germany’s aggregate annual net sales of all products in the Ex-PRC territories for a period not to exceed ten years from the date of the first commercial sale. In March 2017, the Company regained the worldwide rights to the BRAF inhibitor after Merck KGaA, Darmstadt Germany informed the Company that it will not exercise the Continuation Option, and thus, the ex-PRC BRAF Agreement has terminated in its entirety, except for certain provisions that will survive the termination. In addition, the Company is eligible for \$14,000 of additional payments upon the successful achievement of pre-specified milestones in the PRC territory. In consideration for the licenses Merck KGaA, Darmstadt Germany grants to the Company, it will pay Merck KGaA, Darmstadt Germany a high single-digit royalty on aggregate annual net sales of BGB-283 products in PRC for a period not to exceed ten years from the date of the first commercial sale.

In 2013, the Company entered into a license agreement with Merck KGaA, Darmstadt Germany on the PARP inhibitor, in which it granted to Merck KGaA, Darmstadt Germany an exclusive license

**BEIGENE, LTD.**

**NOTES TO THE CONSOLIDATED FINANCIAL STATEMENTS (Continued)**

**FOR THE YEARS ENDED DECEMBER 31, 2016, 2015 AND 2014**

**(Amounts in thousands of U.S. Dollar (“\$”) and Renminbi (“RMB”),  
except for number of shares and per share data)**

**13. Research and development collaborative arrangements (Continued)**

to development and manufacture the PARP inhibitor in the ex-PRC Territory, and Merck KGaA Darmstadt Germany granted the Company an exclusive license to develop, manufacture and commercialize the PARP inhibitor in the PRC Territory. Under the terms of the PARP Collaborative Arrangements, the Company has received an upfront non-refundable payment and upfront Phase 1 research and development fees in 2013. Upon the dosing of the 5th patient in 2014, the Company received an additional Phase 1 research and development fee. On October 1, 2015, the Company entered into a purchase of rights agreement with Merck KGaA, Darmstadt Germany, pursuant to which the Company purchased from Merck KGaA, Darmstadt Germany all its exclusive rights to develop and commercialize the PARP inhibitors in the Ex-PRC territories for a consideration of \$10,000, and reduced the future milestone payments the Company is eligible to receive under the PRC license agreement. Upon the execution of the purchase of rights agreement, Merck KGaA, Darmstadt Germany has no further rights and obligations in the Ex-PRC territories under the PARP Collaborative Agreements. In connection with such purchase of rights, the Company also provided Merck KGaA, Darmstadt Germany with global access to the Company’s PARP supplies for Merck KGaA, Darmstadt Germany’s combination clinical trials at any time during the period from October 1, 2015 until the first regulatory approval received for the commercialization of the Company’s PARP inhibitor in certain major countries.

The Company determined that the deliverables related to the collaboration with Merck KGaA, Darmstadt Germany, including the licenses of exclusive rights granted to Merck KGaA, Darmstadt Germany, as well as the Company’s performance obligations to provide Phase 1 research and development services, would be accounted for as separate units of accounting. This determination was made because each deliverable has stand-alone value to Merck KGaA, Darmstadt Germany and the arrangement does not include a right of return for any deliverable. The Company recognized the upfront non-refundable license fee upon the delivery of the license right and the reimbursement of the Phase 1 research and development services on a straight-line basis over the performance period ranging from one to three years from the execution date of the respective collaboration arrangements. The Company has made an allocation of revenue recognized as collaboration revenue between the license and the services. This allocation was based upon the relative selling price determined using the BESP of each deliverable. Management utilized a discounted cash-flow model and considered a variety of factors in determining the best estimate of selling price of each deliverable, including, but not limited to: the rights that Merck KGaA, Darmstadt Germany was granted under the license, the early stage of the product candidates, the relative risks of successful development of the product candidates, the size of the potential market for the product candidates, competing products and the life-cycle of the product candidates. There have been no significant changes in either the selling price or the method or assumptions used to determine the selling price for a specific unit of accounting during any of the periods presented.

The Company did not elect the milestone method of revenue recognition under ASC 605-28. Therefore, the additional Phase 1 research and development fees related to the 5th patient dosing were combined with the other consideration received in the arrangement, being the license and Phase 1 research and development reimbursements. Based on the above, the additional fee related to the

**BEIGENE, LTD.**

**NOTES TO THE CONSOLIDATED FINANCIAL STATEMENTS (Continued)**

**FOR THE YEARS ENDED DECEMBER 31, 2016, 2015 AND 2014**

**(Amounts in thousands of U.S. Dollar (“\$”) and Renminbi (“RMB”),  
except for number of shares and per share data)**

**13. Research and development collaborative arrangements (Continued)**

5th patient dosing was allocated based on the relative selling price percentages determined for the separate units of account at the inception of the Collaborative Arrangements. Upon completion of the 5th patient dosing, the fee allocated to the license was recognized immediately and the fee allocated to research and development reimbursements was recognized on a straight-line basis over the performance period under the cumulative catch-up approach. The 5th patient dosing was completed, and the Company received \$5,000 for BRAF and \$9,000 for PARP on May 14, 2014 and September 17, 2014, respectively.

The repurchase consideration of \$10,000 associated with the reacquisition of the rights to the PARP inhibitor was charged to research and development expenses as incurred because the rights have no alternative future use. As Merck KGaA, Darmstadt Germany has no further rights in the Ex-PRC territories under the PARP Collaborative Agreements, the advances previously received from Merck KGaA, Darmstadt Germany amounting to \$3,018 were offset against the aforementioned repurchase consideration.

Upon achievement of a 5th patient dosing development based target in the PRC territory under the BRAF Collaborative Arrangements on November 12, 2015, the Company recognized \$4,000 of research and development revenue. No other development based targets have been achieved and none of the products have been approved. Hence, no revenue has been recognized related to royalties or commercial event based targets in any of the periods presented. In addition, no payments have been made to the collaborator for any of the periods presented.

In addition to the collaboration with Merck KGaA, Darmstadt Germany, the Company also provided research and development services to other customers in the PRC amounting to nil, nil and \$81, respectively, for the years ended December 31, 2016, 2015 and 2014.

The following table summarizes total collaboration revenue recognized for the years ended December 31, 2016, 2015 and 2014:

	<u>Year Ended December 31,</u>		
	<u>2016</u>	<u>2015</u>	<u>2014</u>
	<u>\$</u>	<u>\$</u>	<u>\$</u>
License revenue . . . . .	—	—	6,679
Research and development revenue . . . . .	1,070	8,816	6,356
Total . . . . .	<u>1,070</u>	<u>8,816</u>	<u>13,035</u>

The Company recorded advances from customers related to the research and development collaboration arrangement with Merck KGaA, Darmstadt Germany of approximately nil and \$1,070 at December 31, 2016 and 2015, respectively.

**BEIGENE, LTD.**

**NOTES TO THE CONSOLIDATED FINANCIAL STATEMENTS (Continued)**

**FOR THE YEARS ENDED DECEMBER 31, 2016, 2015 AND 2014**

**(Amounts in thousands of U.S. Dollar (“\$”) and Renminbi (“RMB”),  
except for number of shares and per share data)**

**14. Loss per share**

Loss per share was calculated as follows:

	Year Ended December 31		
	2016	2015	2014
	\$	\$	\$
Numerator:			
Net loss attributable to ordinary shareholders for computing basic and diluted loss per ordinary share . . . . .	(119,217)	(57,102)	(18,278)
Denominator:			
Weighted average number of ordinary shares outstanding for computing basic and diluted loss per ordinary share . . . . .	<u>403,619,446</u>	<u>110,597,263</u>	<u>99,857,623</u>
Basic and diluted loss per share . . . . .	<u><u>(0.30)</u></u>	<u><u>(0.52)</u></u>	<u><u>(0.18)</u></u>

For the years ended December 31, 2016, 2015 and 2014, the computation of basic loss per share using the two-class method was not applicable as the Company was in a net loss position.

The effects of all convertible preferred shares, share options, restricted shares, warrants and option to purchase ordinary or preferred shares were excluded from the calculation of diluted earnings per share as their effect would have been anti-dilutive during the years ended December 31, 2016 and 2015.

The effects of all convertible preferred shares, share options, restricted shares, subordinated convertible promissory note, convertible promissory notes, the secured guaranteed convertible promissory notes, warrants and option to purchase ordinary or preferred shares were excluded from the calculation of diluted earnings per share as their effect would have been anti-dilutive during the years ended December 31, 2014.

**15. Share-based compensation**

*Share options*

*2011 Share incentive plan*

On April 15, 2011, the Board of Directors approved the 2011 Share Incentive Plan (the “2011 Plan”), which is administered by the Board of Directors or any of its committees such as the Option Committee. Under the Plan, the Board of Directors may grant options to its employees, directors and consultants to purchase an aggregate of no more than 17,000,000 ordinary shares of the Company (the “Option Pool”). On June 29, 2012, March 28, 2013, August 10, 2014, October 6, 2014 and April 17, 2015, the Board of Directors approved the increase in the Option Pool to 19,000,000 ordinary shares, 24,600,000 ordinary shares, 27,100,000 ordinary shares, 30,560,432 ordinary shares and 43,560,432 ordinary shares, respectively.

**BEIGENE, LTD.**

**NOTES TO THE CONSOLIDATED FINANCIAL STATEMENTS (Continued)**

**FOR THE YEARS ENDED DECEMBER 31, 2016, 2015 AND 2014**

**(Amounts in thousands of U.S. Dollar (“\$”) and Renminbi (“RMB”),  
except for number of shares and per share data)**

**15. Share-based compensation (Continued)**

*2016 Share option and incentive plan*

On January 14, 2016, in connection with the IPO, the board of directors and shareholders of the Company approved the 2016 Share Option and Incentive Plan (the “2016 Plan”), which became effective on February 2, 2016. The Company initially reserved 65,029,595 ordinary shares for the issuance of awards under the 2016 Plan plus any shares available under the 2011 Plan and not subject to any outstanding options as of the effective date of the 2016 Plan. The 2016 Plan provides for an annual increase in the shares available for issuance thereunder, to be added on the first day of each fiscal year, beginning with the year ending December 31, 2017 and continuing until the expiration of the 2016 Plan, equal to the lesser of (i) five percent (5%) of the outstanding shares of the Company’s common stock on the last day of the immediately preceding fiscal year or (ii) such number of shares determined by the board of director or the compensation committee. This number is subject to adjustment in the event of a share split, share dividend or other change in the Company’s capitalization. In addition, options cancelled or forfeited under the 2011 Plan will also be available for issuance under the 2016 Plan.

During the years ended December 31, 2015 and 2014, the Company granted 15,663,600 and 3,766,000 options to employees, as well as 1,950,000 and 125,000 options to non-employees under the 2011 Plan, respectively.

In January 2016, the Company granted 1,685,152 options to employees and 732,000 options to consultants, with an exercise price of \$1.85 per ordinary share under the 2011 Plan.

On February 8, 2016, the Company granted 460,626 options with an exercise price of \$2.43 per ordinary share under the 2016 Plan.

On May 3, 2016, the Company granted 2,376,000 options with an exercise price of \$2.05 per ordinary share and 475,000 restricted ordinary shares under the 2016 Plan.

On October 12, 2016, the Company granted 20,000 and 10,400 options to employees under the 2016 Plan, with exercise price of \$0.5 per share and \$1.85 per share, respectively.

For the period from July 1, 2016 through December 31, 2016, except for the 30,400 options granted on October 12, 2016 (mentioned above), the Company granted an aggregate of 30,764,961 options to employees, 2,872,080 options to consultants, and 600,000 restricted ordinary shares to employees, under the 2016 Plan, with an exercise price per ordinary share equal to  $\frac{1}{13}$  of the closing price of the Company’s ADS quoted on the NASDAQ Stock Exchange on the respective grant date.

During the years ended December 31, 2016, 2015 and 2014, the Company granted nil, 11,400,500 and nil options to employees and nil, 3,800,167 and nil options to non-employees outside of the Company’s 2011 Plan and 2016 Plan.

Generally, options have a contractual term of 10 years and vest over a three- to five-year period, with the first tranche vesting one calendar year after the grant date or the service relationship start date and the remainder of the awards vesting on a monthly basis thereafter. Restricted shares vest over

**BEIGENE, LTD.**

**NOTES TO THE CONSOLIDATED FINANCIAL STATEMENTS (Continued)**

**FOR THE YEARS ENDED DECEMBER 31, 2016, 2015 AND 2014**

**(Amounts in thousands of U.S. Dollar (“\$”) and Renminbi (“RMB”),  
except for number of shares and per share data)**

**15. Share-based compensation (Continued)**

a four year period, with the first tranche vesting one calendar year after the grant date or the service relationship start date and the remainder of the awards vesting on a yearly basis thereafter.

As of December 31, 2016, share-based awards to purchase 77,079,743 ordinary shares were outstanding and share-based awards to purchase 34,712,601 ordinary shares were available for future grant under the Plan.

Modification

On October 1, 2015 (“Modification Date”), a consultant surrendered 1,000,000 options in exchange for a reduction of the vesting period (“Modified Option Agreement”). The fair value of the options immediately after the modification was higher than that immediately before the modification. The total incremental compensation cost for the modification of \$81 was recognized on Modification Date. Subsequently, on November 1, 2015 (“Date of the Change in Employment Status”), the consultant became an employee of the Company. Under the terms of the Modified Option Agreement, the individual retains the same vesting terms; hence, there is no modification to account for. The fair value of the options to the consultant has been re-measured on the Date of the Change in Employment Status and compensation charges have been accounted for prospectively over the remaining vesting period.

Upon the completion of the Company’s IPO on February 8, 2016, a consultant became a member of the Company’s board of directors. Under the terms of the original option agreement, the individual retains the option grants on a change in status; hence, there is no modification to account for. The fair value of the options granted by the Company to the consultant has been re-measured as of February 8, 2016 and compensation charges have been accounted for prospectively over the remaining vesting period.

There were no other modifications to the Company’s share option arrangements for the periods presented.



**BEIGENE, LTD.**

**NOTES TO THE CONSOLIDATED FINANCIAL STATEMENTS (Continued)**

**FOR THE YEARS ENDED DECEMBER 31, 2016, 2015 AND 2014**

(Amounts in thousands of U.S. Dollar (“\$”) and Renminbi (“RMB”),  
except for number of shares and per share data)

**15. Share-based compensation (Continued)**

*Employee share option*

The following table summarizes the Company’s employee share option activities under the share option plan:

	Number of Options	Weighted Average Exercise Price	Weighted Average Grant Date Fair Value	Weighted Average Remaining Contractual Term	Aggregate Intrinsic Value
		\$	\$	Years	\$
Outstanding at December 31, 2015 . . . . .	36,915,321	0.35	0.20	8.71	—
Granted . . . . .	35,317,139	2.32	1.60	—	—
Transferred from non-employee* . . . . .	5,188,258	—	—	—	—
Exercised . . . . .	(608,950)	0.10	0.03	—	1,350
Forfeited . . . . .	<u>(5,279,350)</u>	0.92	0.43	—	—
Outstanding at December 31, 2016 . . . . .	<u>71,532,418</u>	1.29	0.88	8.63	—
Exercisable as of December 31, 2016 . . . . .	<u>16,678,891</u>	0.26	—	7.11	34,577
Vested or expected to vest at December 31, 2016 . . . . .	<u>65,119,718</u>	1.26	—	8.58	73,297

\* Represents share options of a consultant who became a member of the Company’s board of directors on February 8, 2016, and thus this individual’s options are treated as employee share options.

The aggregate intrinsic value in the table above represents the difference between the fair value of Company’s ordinary shares as at the balance sheet date and the exercise price. Total intrinsic value of options exercised for the years ended December 31, 2016, 2015 and 2014 was \$1,350, \$12,496 and \$737, respectively.

The total weighted average grant-date fair value of the equity awards granted during the years ended December 31, 2016, 2015 and 2014 were \$1.60, \$0.28 and \$0.01 per option, respectively. The total fair value of the equity awards vested during the years ended December 31, 2016, 2015 and 2014 were \$2,821, \$72 and \$87, respectively.

As of December 31, 2016, there were \$54,939 of total unrecognized employee share-based compensation expenses, net of estimated forfeitures, related to unvested share-based awards which are expected to be recognized over a weighted-average period of 3.45 years. Total unrecognized compensation cost may be adjusted for future changes in estimated forfeitures.

**BEIGENE, LTD.**

**NOTES TO THE CONSOLIDATED FINANCIAL STATEMENTS (Continued)**

**FOR THE YEARS ENDED DECEMBER 31, 2016, 2015 AND 2014**

(Amounts in thousands of U.S. Dollar (“\$”) and Renminbi (“RMB”),  
except for number of shares and per share data)

**15. Share-based compensation (Continued)**

*Non-employee share option*

The following table summarizes the Company’s non-employee share option activities under the share option plan:

	Number of Options	Weighted Average Exercise Price	Weighted Average Grant Date Fair Value	Weighted Average Remaining Contractual Term	Aggregate Intrinsic Value
		\$	\$	Years	\$
Outstanding at December 31, 2015 . . . . .	7,194,669	0.37	0.08	8.63	—
Granted . . . . .	3,604,080	2.29	1.63	—	—
Transferred to employee* . . . . .	(5,188,258)	—	—	—	—
Exercised . . . . .	(1,166)	0.01	0.01	—	3
Forfeited . . . . .	(62,000)	0.54	0.37	—	—
Outstanding at December 31, 2016 . . . . .	<u>5,547,325</u>	1.52	1.06	8.31	—
Exercisable as of December 31, 2016 . . . . .	<u>1,267,562</u>	0.17	—	5.18	2,742
Vested or expected to vest at December 31, 2016 . . . . .	<u>5,547,325</u>	1.52	—	8.31	4,543

\* Represents the share options of a consultant who became a member of the Company’s board of directors on February 8, 2016, and thus this individual’s options are treated as employee share options.

The aggregate intrinsic value in the table above represents the difference between the fair value of Company’s ordinary share as at the balance sheet date and the exercise price. Total intrinsic value of options exercised for the years ended December 31, 2016, 2015 and 2014 was \$3, nil and \$278, respectively.

The total weighted average grant-date fair value of the equity awards granted during the years ended December 31, 2016, 2015 and 2014 were \$1.63, \$0.35 and \$0.01 per option, respectively. The total fair value of the equity awards vested during the years ended December 31, 2016, 2015 and 2014 were \$52, \$578 and \$251, respectively.

As of December 31, 2016, there was \$6,262 of total unrecognized non-employee share-based compensation expenses, net of estimated forfeitures, related to unvested share-based awards which are expected to be recognized over a weighted-average period of 3.25 years. Total unrecognized compensation cost may be adjusted for future changes in estimated forfeitures.

BEIGENE, LTD.

NOTES TO THE CONSOLIDATED FINANCIAL STATEMENTS (Continued)

FOR THE YEARS ENDED DECEMBER 31, 2016, 2015 AND 2014

(Amounts in thousands of U.S. Dollar (“\$”) and Renminbi (“RMB”),  
except for number of shares and per share data)

15. Share-based compensation (Continued)

*Fair value of options*

The binomial option-pricing model was applied in determining the estimated fair value of the options granted. The model requires the input of highly subjective assumptions including the estimated expected stock price volatility and, the exercise multiple for which employees are likely to exercise share options. For expected volatilities, the trading history and observation period of the Company’s own share price movement has not been long enough to match the life of the share option. Therefore, the Company has made reference to the historical price volatilities of ordinary shares of several comparable companies in the same industry as the Company. For the exercise multiple, the Company was not able to develop an exercise pattern as reference, thus the exercise multiple is based on management’s estimation, which the Company believes is representative of the future exercise pattern of the options. The risk-free rate for periods within the contractual life of the option is based on the U.S. Treasury Bills yield curve in effect at the time of grant. Prior to the completion of the Company’s initial public offering, the estimated fair value of the ordinary shares, at the option grant dates, was determined with assistance from an independent third party valuation firm, and the Company’s management was ultimately responsible for the determination of the estimated fair value of its ordinary shares. With the completion of the Company’s initial public offering, a public trading market for the ADSs has been established, it is no longer necessary for the Company to estimate the fair value of ordinary shares at the option grant dates.

The following table presents the assumptions used to estimate the fair values of the share options granted in the years presented:

	Year Ended December 31,		
	2016	2015	2014
Fair value of ordinary share . . . . .	1.85 ~ 2.84	0.33 ~ 1.62	0.01 ~ 0.30
Risk-free interest rate . . . . .	1.5% ~ 2.6%	1.5% ~ 2.4%	1.9% ~ 2.6%
Expected exercise multiple . . . . .	2.2 ~ 2.8	2.2 ~ 2.8	2.2 ~ 2.8
Expected volatility . . . . .	98% ~ 102%	94% ~ 106%	99% ~ 104%
Expected dividend yield . . . . .	0%	0%	0%
Contractual life . . . . .	10 years	10 years	10 years

**BEIGENE, LTD.**

**NOTES TO THE CONSOLIDATED FINANCIAL STATEMENTS (Continued)**

**FOR THE YEARS ENDED DECEMBER 31, 2016, 2015 AND 2014**

(Amounts in thousands of U.S. Dollar (“\$”) and Renminbi (“RMB”),  
except for number of shares and per share data)

**15. Share-based compensation (Continued)**

*Restricted stock*

The following table summarizes the Company’s employee restricted stock activities:

	<u>Numbers of Shares</u>	<u>Weighted Average Grant Date Fair Value</u>
		\$
Outstanding at December 31, 2015 . . . . .	44,445	0.05
Granted . . . . .	1,075,000	2.16
Vested . . . . .	(44,445)	0.05
Forfeited . . . . .	—	—
Outstanding at December 31, 2016 . . . . .	<u>1,075,000</u>	2.16
Expected to vest at December 31, 2016 . . . . .	<u>1,075,000</u>	2.16

The Company had no non-employee restricted stock activities during the year ended December 31, 2016.

As of December 31, 2016, there was \$2,045 of total unrecognized share-based compensation expenses, net of estimated forfeitures, related to unvested restricted shares.

The following table summarizes total compensation cost recognized for the years ended December 31, 2016, 2015 and 2014:

	<u>Year Ended December 31,</u>		
	<u>2016</u>	<u>2015</u>	<u>2014</u>
	\$	\$	\$
Research and development . . . . .	8,076	9,593	4,030
General and administrative . . . . .	2,549	618	2,607
Total . . . . .	<u>10,625</u>	<u>10,211</u>	<u>6,637</u>

**BEIGENE, LTD.**  
**NOTES TO THE CONSOLIDATED FINANCIAL STATEMENTS (Continued)**  
**FOR THE YEARS ENDED DECEMBER 31, 2016, 2015 AND 2014**  
(Amounts in thousands of U.S. Dollar (“\$”) and Renminbi (“RMB”),  
except for number of shares and per share data)

**16. Accumulated other comprehensive income**

The movement of accumulated other comprehensive income is as follows:

	<u>Foreign Currency Translation Adjustments</u>	<u>Unrealized Losses on available-for-sale securities</u>	<u>Total</u>
	\$	\$	\$
<b>Balance as of December 31, 2014</b> . . . . .	147	(47)	100
Other comprehensive income before reclassifications . . . . .	(749)	(1,474)	(2,223)
Amounts reclassified from accumulated other comprehensive income . . . . .	<u>—</u>	<u>314</u>	<u>314</u>
Net-current period other comprehensive income . . . . .	<u>(749)</u>	<u>(1,160)</u>	<u>(1,909)</u>
<b>Balance as of December 31, 2015</b> . . . . .	<u>(602)</u>	<u>(1,207)</u>	<u>(1,809)</u>
Other comprehensive income before reclassifications . . . . .	(245)	(307)	(552)
Amounts reclassified from accumulated other comprehensive income . . . . .	<u>—</u>	<u>1,415</u>	<u>1,415</u>
Net-current period other comprehensive income . . . . .	<u>(245)</u>	<u>1,108</u>	<u>863</u>
<b>Balance as of December 31, 2016</b> . . . . .	<u>(847)</u>	<u>(99)</u>	<u>(946)</u>

**17. Shareholders’ equity**

*Conversion of Preferred Shares and Senior Promissory Note*

Upon completion of the IPO, all outstanding Preferred Shares were converted into 199,990,641 ordinary shares and the related carrying value of \$176,084 was reclassified from mezzanine equity to shareholders’ equity. The outstanding unpaid principal and interest of the Senior Promissory Note were converted into 7,942,314 ordinary shares, computed at the initial public offering price of \$1.85 per ordinary share and the related carrying value of \$14,693 was reclassified from current liability to shareholders’ equity.

*Exercise of warrants and option*

In January 2016 and February 2016, certain warrants in connection with the convertible promissory notes and short term notes were exercised to purchase 621,637 Preferred Shares, which were converted into 621,637 ordinary shares. On the IPO closing date, (i) the Company’s landlord exercised its option to purchase 1,451,586 ordinary shares of the Company; (ii) Baker Bros. exercised their warrants to purchase 2,592,593 ordinary shares at an exercise price of \$0.68 per share; and (iii) a senior executive exercised warrants to purchase 57,777 Preferred Shares at an exercise price of \$0.68 per share, which were converted into 57,777 ordinary shares. Upon the exercise of the aforementioned option and warrants, except for Baker Bros.’ warrants, which were initially classified in equity, the related carrying value totaling \$3,687 was reclassified from current liabilities to shareholders’ equity.

**BEIGENE, LTD.**

**NOTES TO THE CONSOLIDATED FINANCIAL STATEMENTS (Continued)**

**FOR THE YEARS ENDED DECEMBER 31, 2016, 2015 AND 2014**

**(Amounts in thousands of U.S. Dollar (“\$”) and Renminbi (“RMB”),  
except for number of shares and per share data)**

**18. Restricted net assets**

The Company’s ability to pay dividends may depend on the Company receiving distributions of funds from its PRC subsidiaries. Relevant PRC statutory laws and regulations permit payments of dividends by the Company’s PRC subsidiaries only out of its retained earnings, if any, as determined in accordance with PRC accounting standards and regulations. The results of operations reflected in the consolidated financial statements prepared in accordance with GAAP differ from those reflected in the statutory financial statements of the Company’s PRC subsidiaries.

In accordance with the company law of the PRC, a domestic enterprise is required to provide statutory reserves of at least 10% of its annual after-tax profit until such reserve has reached 50% of its respective registered capital based on the enterprise’s PRC statutory accounts. A domestic enterprise is also required to provide discretionary surplus reserve, at the discretion of the Board of Directors, from the profits determined in accordance with the enterprise’s PRC statutory accounts. The aforementioned reserves can only be used for specific purposes and are not distributable as cash dividends. The Company’s PRC subsidiaries were established as domestic invested enterprises and therefore were subject to the above mentioned restrictions on distributable profits.

During the years ended December 31, 2016, 2015 and 2014, no appropriation to statutory reserves was made because the PRC subsidiaries had substantial losses during such periods.

As a result of these PRC laws and regulations including the requirement to make annual appropriations of at least 10% of after-tax income and set aside as general reserve fund prior to payment of dividends, the Company’s PRC subsidiaries are restricted in their ability to transfer a portion of their net assets to the Company.

Foreign exchange and other regulation in the PRC may further restrict the Company’s PRC subsidiaries from transferring funds to the Company in the form of dividends, loans and advances. As of December 31, 2016 and 2015, amounts restricted are the net assets of the Company’s PRC subsidiaries, which amounted to \$9,955 and \$3,383, respectively.

**19. Employee defined contribution plan**

Full time employees of the Company in the PRC participate in a government mandated defined contribution plan, pursuant to which certain pension benefits, medical care, employee housing fund and other welfare benefits are provided to employees. Chinese labor regulations require that the Company’s PRC subsidiaries make contributions to the government for these benefits based on certain percentages of the employees’ salaries. The Company has no legal obligation for the benefits beyond the contributions made. The total amounts for such employee benefits, which were expensed as incurred, were \$2,148, \$1,443 and \$1,030 for the years ended December 31, 2016, 2015 and 2014, respectively. During the year ended December 31, 2016, the Company implemented a defined contribution 401(k) savings plan (the “401(k) Plan”) for U.S. employees. The 401(k) Plan covers all U.S. employees, and allows participants to defer a portion of their annual compensation on a pretax basis. In addition, the Company implemented a matching contribution to the 401(k) Plan, matching 50% of an employee’s contribution up to a maximum of 3% of the participant’s compensation. Company contributions to the 401(k) plan totaled \$0.1 million in the year ended December 31, 2016. The Company did not have a

**BEIGENE, LTD.**

**NOTES TO THE CONSOLIDATED FINANCIAL STATEMENTS (Continued)**

**FOR THE YEARS ENDED DECEMBER 31, 2016, 2015 AND 2014**

**(Amounts in thousands of U.S. Dollar (“\$”) and Renminbi (“RMB”),  
except for number of shares and per share data)**

**19. Employee defined contribution plan (Continued)**

401(k) matching contribution in 2015 or 2014. Employee benefits for the remaining subsidiaries were immaterial.

**20. Commitments and contingencies**

*Operating lease commitments*

The Company leases office and manufacturing facilities under non-cancelable operating leases expiring on different dates in the United States and China. Payments under operating leases are expensed on a straight-line basis over the periods of their respective leases, and the terms of the leases do not contain rent escalation, contingent rent, renewal, or purchase options.

There are no restrictions placed upon the Company by entering into these leases. Total expenses under these operating leases were \$1,974, \$1,136 and \$940 for the years ended December 31, 2016, 2015 and 2014, respectively.

Future minimum payments under non-cancelable operating leases consist of the following as of December 31, 2016:

	<u>\$</u>
Year ending December 31:	
2017 . . . . .	2,931
2018 . . . . .	2,723
2019 . . . . .	1,804
2020 . . . . .	1,600
2021 and thereafter . . . . .	<u>457</u>
	<u>9,515</u>

On April 10, 2016, the Company entered into a Lease Agreement with Suzhou Industrial Park Biotech Development Co., Ltd. for an approximately 11,000 square meter facility for research and manufacturing use in Suzhou, China. The lease commenced on April 18, 2016 and will expire on July 17, 2021. The initial rent, the payment of which commenced on July 18, 2016, is RMB 281 per month, plus service charges of RMB 65 per month and other fees for use of the premises, including water costs and electricity. The service charges will remain unchanged for the first three years and the increasing range thereafter will not exceed 5% of the previous yearly service charges. Suzhou Industrial Park Administrative Committee will pay full monthly rent for the first three years and 50% of the monthly rent for the following two years.

*Capital commitments*

The Company had capital commitments amounting to \$4,527 for the acquisition of property, plant and equipment as of December 31, 2016, which was mainly for building BeiGene Suzhou’s manufacturing facility in Suzhou, China.

**BEIGENE, LTD.**

**NOTES TO THE CONSOLIDATED FINANCIAL STATEMENTS (Continued)**

**FOR THE YEARS ENDED DECEMBER 31, 2016, 2015 AND 2014**

**(Amounts in thousands of U.S. Dollar (“\$”) and Renminbi (“RMB”),  
except for number of shares and per share data)**

**21. Selected quarterly financial data (unaudited)**

The following table summarizes the unaudited statements of operations for each quarter of 2016 and 2015 (in thousands except share and per share amounts). The unaudited quarterly information has been prepared on a basis consistent with the audited financial statements and includes all adjustments that the Company considers necessary for a fair presentation of the information shown. The operating results for any fiscal quarter are not necessarily indicative of the operating results for a full fiscal year or for any future period and there can be no assurances that any trend reflected in such results will continue in the future.

	Quarter Ended			
	March 31	June 30	September 30	December 31
<b>2016</b>				
Revenue . . . . .	677	393	—	—
Loss from operations . . . . .	(20,334)	(24,628)	(34,828)	(37,270)
Net loss . . . . .	(22,001)	(24,124)	(35,494)	(37,598)
Net loss attributable to ordinary shareholders . . . . .	(22,001)	(24,124)	(35,494)	(37,598)
Basic and diluted net loss per share(1) . . . . .	(0.07)	(0.06)	(0.08)	(0.08)
	Quarter Ended			
	March 31	June 30	September 30	December 31
<b>2015</b>				
Revenue . . . . .	1,379	1,380	1,380	4,677
Loss from operations . . . . .	(9,812)	(6,565)	(13,992)	(26,376)
Net loss . . . . .	(10,212)	(5,641)	(13,999)	(27,250)
Net loss attributable to ordinary shareholders . . . . .	(10,212)	(5,641)	(13,999)	(27,250)
Basic and diluted net loss per share(1) . . . . .	(0.09)	(0.05)	(0.13)	(0.23)

(1) Per common share amounts for the quarters and full years have been calculated separately. Accordingly, the sum of quarterly amounts may not equal the annual amount because of differences in the weighted average common shares outstanding during each period, principally due to the effect of share issuances by the Company during the year.

**22. Subsequent events**

**Manufacturing Facility in Guangzhou**

On March 7, 2017, BeiGene (Hong Kong) Co., Limited (“BeiGene HK”), a wholly owned subsidiary of the Company, and Guangzhou GET Technology Development Co., Ltd. (“GET”), entered into a definitive agreement to establish a commercial scale biologics manufacturing facility in Guangzhou, Guangdong Province, PRC. The joint venture, (the “JV Company”), BeiGene Biologics Co., Ltd., will also provide funding for research and development of biologic drug candidates in the PRC.



**BEIGENE, LTD.**

**NOTES TO THE CONSOLIDATED FINANCIAL STATEMENTS (Continued)**

**FOR THE YEARS ENDED DECEMBER 31, 2016, 2015 AND 2014**

**(Amounts in thousands of U.S. Dollar (“\$”) and Renminbi (“RMB”),  
except for number of shares and per share data)**

**22. Subsequent events (Continued)**

Under the terms of the Equity Joint Venture Contract, BeiGene HK will make an initial cash capital contribution of RMB200,000 and a subsequent contribution of one or more biologics assets in exchange for a 95% equity interest in the JV Company. GET will provide a total of RMB1,000,000 cash to the JV Company including a 5% equity interest in the JV Company and a shareholder loan (the “Shareholder Loan”) to the JV Company. The term of the Shareholder Loan is 72 calendar months, commencing from the actual draw down date indicated in the receipt of the Shareholder Loan, which has not yet occurred. Interest accrues at 8% per annum. No accrued interest is due and payable prior to the repayment of the principal or the debt-to-equity conversion. The Shareholder Loan may be prepaid or converted in full or partially into a mid-single digit percentage equity interest in the JV Company prior to its maturity date pursuant to the terms of the JV Agreement upon the achievement of certain regulatory milestones. The Shareholder Loan can only be used for the JV Company, including the construction and operation of the biologics manufacturing facility and research and development and clinical trials to be carried out by the JV Company. If the JV Company does not use the Shareholder Loan proceeds for the specified purposes, GET may be entitled to certain liquidated damages. In the event of an early termination of the JV Agreement, the Shareholder Loan will become due and payable at the time of termination of the JV Agreement. Under the terms of the Capital Increase Agreement, BeiGene HK will contribute RMB200,000 as cash capital contributions over a three-year period commencing March 31, 2017. GET will contribute its full cash contribution, including the Shareholder Loan, not later than March 31, 2017.

The JV Company will establish a biologics manufacturing facility in Guangzhou (the “Factory”) through a wholly-owned subsidiary (the “Factory Sub”) to manufacture biologics, with a registered capital of RMB1,000,000. The Factory Sub expects to acquire at least 100,000 square meters of land for the Factory in the Sino-Singapore Guangzhou Knowledge City and borrow RMB1,000,000 in the form of a commercial bank loan for the purpose of the construction and operation of the Factory and expects to receive certain interest subsidies for commercial loan interest payment(s), subject to limitation.

**Collaboration with Merck KGaA, Darmstadt Germany**

In March 2017, the Company regained the worldwide rights to BGB-283 after Merck KGaA, Darmstadt Germany informed the Company it will not exercise the Continuation Option in its former exclusive license to commercialize and manufacture BGB-283 outside of China.



<u>Signature</u>	<u>Title</u>	<u>Date</u>
<hr/> <u>/s/ MICHAEL GOLLER</u> Michael Goller	Director	March 22, 2017
<hr/> <u>/s/ RANJEEV KRISHANA</u> Ranjeev Krishana	Director	March 22, 2017
<hr/> <u>/s/ THOMAS MALLEY</u> Thomas Malley	Director	March 22, 2017
<hr/> <u>/s/ KE TANG</u> Ke Tang	Director	March 22, 2017
<hr/> <u>/s/ XIAODONG WANG</u> Xiaodong Wang	Director	March 22, 2017
<hr/> <u>/s/ QINGQING YI</u> Qingqing Yi	Director	March 22, 2017

## Exhibit Index

Exhibit No.	Description
3.1	Fourth Amended and Restated Memorandum and Articles of Incorporation of the Registrant, as currently in effect (incorporated by reference to Exhibit 3.1 of the Registrant's Current Report on Form 8-K (File No. 001-37686) filed on February 11, 2016)
4.1	Deposit Agreement dated February 5, 2016 by and among the Company, the Depositary and holders of the American Depositary Receipts (incorporated by reference to Exhibit 4.1 of the Registrant's Current Report on Form 8-K (File No. 001-37686) filed on February 11, 2016)
4.2	Amendment No. 1 to Deposit Agreement, dated April 11, 2016, by and among the Registrant, Citibank, N.A. and holders of the American Depositary Receipts (incorporated by reference to Exhibit 4.1 of the Registrant's Current Report on Form 8-K (File No. 001-37686) filed on April 11, 2016)
4.3	Form of American Depositary Receipt (included in Exhibit 4.1)
4.4	Specimen Certificate for Ordinary Shares (incorporated by reference to Exhibit 4.3 of the Registrant's Registration Statement on Form S-1 (File No. 333-207459) filed on December 9, 2015)
4.5	Second Amended and Restated Investors' Rights Agreement, dated as of April 21, 2015, by and among the Registrant and certain shareholders named therein (incorporated by reference to Exhibit 4.4 of the Registrant's Registration Statement on Form S-1 (File No. 333-207459) filed on October 16, 2015)
4.6	Amendment No. 1 to Second Amended and Restated Investors' Rights Agreement, dated January 26, 2016, by and among the Registrant and certain shareholders named therein (incorporated by reference to Exhibit 10.21 of the Registrant's Registration Statement on Form S-1 (File No. 333-207459) filed on January 27, 2016)
4.7	Letter Agreement, dated as of July 11, 2016, between the Registrant and Citibank, N.A. (incorporated by reference to Exhibit 4.7 to the Registrant's Quarterly Report on Form 10-Q (File No. 001-37686) filed on August 10, 2016)
4.8	Registration Rights Agreement, dated as of November 16, 2016, by and among BeiGene, Ltd. and the investors named therein (incorporated by reference to Exhibit 4.1 to the Registrant's Current Report on Form 8-K (File No. 001-37686) filed on November 17, 2016)
10.1†	BeiGene, Ltd. 2011 Option Plan, as amended and form of option agreements thereunder (incorporated by reference to Exhibit 10.1 of the Registrant's Registration Statement on Form S-1 (File No. 333-207459) filed on October 16, 2015)
10.2†	2016 Share Option and Incentive Plan and forms of agreements thereunder (incorporated by reference to Exhibit 10.2 of the Registrant's Registration Statement on Form S-1 (File No. 333-207459) filed on January 19, 2016)
10.3†	Form of Indemnification Agreement, entered into between the Registrant and its directors and officers (incorporated by reference to Exhibit 10.3 of the Registrant's Registration Statement on Form S-1 (File No. 333-207459) filed on January 19, 2016)
10.4	Lease dated February 1, 2011 by and between BeiGene (Beijing) Co., Ltd. and Beijing Xintaike Medical Device Co., Ltd. (English translation) (incorporated by reference to Exhibit 10.4 of the Registrant's Registration Statement on Form S-1 (File No. 333-207459) filed on October 16, 2015)

Exhibit No.	Description
10.5#	Amended and Restated License Agreement for BRAF in Ex-PRC, dated December 10, 2013, by and between the Registrant and Merck KGaA, Darmstadt Germany (incorporated by reference to Exhibit 10.5 of the Registrant's Registration Statement on Form S-1 (File No. 333-207459) filed on October 16, 2015)
10.6#	Amended and Restated License Agreement for BRAF in PRC, dated December 10, 2013, by and between the Registrant and Merck KGaA, Darmstadt Germany (incorporated by reference to Exhibit 10.6 of the Registrant's Registration Statement on Form S-1 (File No. 333-207459) filed on October 16, 2015)
10.7#	License Agreement for PARP in Ex-PRC, dated October 28, 2013, by and between the Registrant and Merck KGaA, Darmstadt Germany (incorporated by reference to Exhibit 10.7 of the Registrant's Registration Statement on Form S-1 (File No. 333-207459) filed on October 16, 2015)
10.8#	License Agreement for PARP in PRC, dated October 28, 2013, by and between the Registrant and Merck KGaA, Darmstadt Germany (incorporated by reference to Exhibit 10.8 of the Registrant's Registration Statement on Form S-1 (File No. 333-207459) filed on October 16, 2015)
10.9#	Purchase of Rights Agreement, dated October 1, 2015, by and between the Registrant and Merck KGaA, Darmstadt Germany (incorporated by reference to Exhibit 10.14 of the Registrant's Registration Statement on Form S-1 (File No. 333-207459) filed on October 16, 2015)
10.10#	Option Agreement, dated October 1, 2015, by and between the Registrant and Merck KGaA, Darmstadt Germany (incorporated by reference to Exhibit 10.15 of the Registrant's Registration Statement on Form S-1 (File No. 333-207459) filed on October 16, 2015)
10.11#	Amendment Agreement, dated October 1, 2015, by and between the Registrant and Merck KGaA, Darmstadt Germany (incorporated by reference to Exhibit 10.16 of the Registrant's Registration Statement on Form S-1 (File No. 333-207459) filed on October 16, 2015)
10.12	Second Amendment Agreement, dated December 3, 2015, by and between the Registrant and Merck KGaA, Darmstadt Germany (incorporated by reference to Exhibit 10.18 of the Registrant's Registration Statement on Form S-1 (File No. 333-207459) filed on December 9, 2015)
10.13†	Employment Agreement, dated July 13, 2015, by and between BeiGene USA, Inc. and Howard Liang (incorporated by reference to Exhibit 10.9 of the Registrant's Registration Statement on Form S-1 (File No. 333-207459) filed on October 16, 2015)
10.14†	Employment Agreement, dated October 5, 2015, by and between BeiGene USA, Inc. and RuiRong Yuan (incorporated by reference to Exhibit 10.17 of the Registrant's Registration Statement on Form S-1 (File No. 333-207459) filed on December 9, 2015)
10.15†	Employment Contract, dated July 7, 2014, by and between BeiGene (Beijing) Co., Ltd. and Jason Yang (incorporated by reference to Exhibit 10.10 of the Registrant's Registration Statement on Form S-1 (File No. 333-207459) filed on October 16, 2015)
10.16†	Employment Contract, dated July 1, 2014, by and between BeiGene (Beijing) Co., Ltd. and Wendy Yan (incorporated by reference to Exhibit 10.11 of the Registrant's Registration Statement on Form S-1 (File No. 333-207459) filed on October 16, 2015)
10.17†	Senior Executive Cash Incentive Bonus Plan (incorporated by reference to Exhibit 10.19 of the Registrant's Registration Statement on Form S-1 (File No. 333-207459) filed on January 19, 2016)

Exhibit No.	Description
10.18	Senior Promissory Note, dated February 2, 2011, by the Registrant in favor of Essex Chemie AG (incorporated by reference to Exhibit 10.12 of the Registrant's Registration Statement on Form S-1 (File No. 333-207459) filed on October 16, 2015)
10.19	Note Amendment and Exchange Agreement, dated January 26, 2016, by and between the Registrant and Merck Sharp & Dohme Research GmbH (incorporated by reference to Exhibit 10.20 of the Registrant's Registration Statement on Form S-1 (File No. 333-207459) filed on January 27, 2016)
10.20#	Entrusted Loan Contract, dated September 2, 2015, by and between BeiGene (Suzhou) Co., Ltd.; Suzhou Industrial Park Biotech Development Co., Ltd.; and China Construction Bank (English translation) (incorporated by reference to Exhibit 10.13 of the Registrant's Registration Statement on Form S-1 (File No. 333-207459) filed on October 16, 2015)
10.21	Lease Agreement, dated as of April 10, 2016, between BeiGene (Suzhou) Co., Ltd. and Suzhou Industrial Park Biotech Development Co., Ltd (English Translation) (incorporated by reference to Exhibit 10.5 to the Registrant's Quarterly Report on Form 10-Q (File No. 001-37686) filed on May 12, 2016)
10.22†	Separation Agreement and Release, dated as of April 28, 2016, by and between BeiGene USA, Inc. and RuiRong Yuan (incorporated by reference to Exhibit 10.6 to the Registrant's Quarterly Report on Form 10-Q (File No. 001-37686) filed on May 12, 2016)
10.23†	Employment Agreement, dated as of April 28, 2016, by and between BeiGene USA, Inc. and Ji Li (incorporated by reference to Exhibit 10.3 to the Registrant's Quarterly Report on Form 10-Q (File No. 001-37686) filed on August 10, 2016)
10.24#	Supplemental Agreement to the Entrusted Loan Contract, dated as of June 11, 2016, by and between BeiGene (Suzhou) Co., Ltd.; Suzhou Industrial Park Biotech Development Co., Ltd.; and China Construction Bank Suzhou Industrial Park Branch (incorporated by reference to Exhibit 10.4 to the Registrant's Quarterly Report on Form 10-Q (File No. 001-37686) filed on August 10, 2016)
10.25†	Employment Agreement, dated as of August 8, 2016, by and between BeiGene USA, Inc. and Amy Peterson (incorporated by reference to Exhibit 10.1 to the Registrant's Quarterly Report on Form 10-Q (File No. 001-37686) filed on November 10, 2016)
10.26†	Employment Agreement, dated as of August 19, 2016, by and between BeiGene USA, Inc. and Dr. Jane Huang (incorporated by reference to Exhibit 10.2 to the Registrant's Quarterly Report on Form 10-Q (File No. 001-37686) filed on November 10, 2016)
10.27†	Independent Director Compensation Policy (incorporated by reference to Exhibit 10.1 to the Registrant's Current Report on Form 8-K (File No. 001-37686) filed on November 17, 2016)
21.1	List of Subsidiaries of the Registrant
23.1	Consent of Ernst & Young Hua Ming LLP
31.1	Certification of Principal Executive Officer pursuant to Rule 13a-14(a) and Rule 15d-14(a) of the Securities Exchange Act of 1934, as adopted pursuant to Section 302 of the Sarbanes-Oxley Act of 2002
31.2	Certification of Principle Financial Officer pursuant to Rule 13a-14(a) and Rule 15d-14(a) of the Securities Exchange Act of 1934, as adopted pursuant to Section 302 of the Sarbanes-Oxley Act of 2002
32.1*	Certification of Principal Executive Officer and Principle Financial Officer pursuant to 18 U.S.C. Section 1350, as adopted pursuant to Section 906 of the Sarbanes-Oxley Act of 2002

<b>Exhibit No.</b>	<b>Description</b>
101	The following financial statements from the Registrant's Annual Report on Form 10-K for the year ended December 31, 2016, formatted in XBRL: (i) Consolidated Balance Sheets (ii) Consolidated Statements of Operations, (iii) Consolidated Statements of Comprehensive Loss, (iv) Consolidated Statements of Cash Flows, (v) Consolidated Statements of Shareholders' Equity (Deficit), and (vi) Notes to the Consolidated Financial Statements

---

† Indicates a management contract or any compensatory plan, contract or arrangement.

# Confidential treatment has been granted by the U.S. Securities and Exchange Commission as to certain portions of this exhibit omitted and filed separately.

\* Furnished herewith.

(This page has been left blank intentionally.)





BeiGene

Notice of 2017 Annual General Meeting of Shareholders  
and  
Proxy Statement



**BEIGENE, LTD.**  
c/o Mourant Ozannes Corporate Services (Cayman) Limited  
94 Solaris Avenue, Camana Bay  
Grand Cayman KY1-1108  
Cayman Islands

**NOTICE OF 2017 ANNUAL GENERAL MEETING OF SHAREHOLDERS**

Notice is hereby given that the 2017 Annual General Meeting of Shareholders of BeiGene, Ltd. will be held on June 1, 2017, at 2:30 p.m. local time, at the offices of Ernst & Young at EY Tower, 100 Adelaide St. W, Toronto, Canada. The purpose of the meeting is to consider and pass the following:

1. ordinary resolution: to re-elect Timothy Chen to serve as a Class I director until the 2020 annual general meeting of shareholders and until his successor is duly elected and qualified, subject to his earlier resignation or removal;
2. ordinary resolution: to re-elect John V. Oyler to serve as a Class I director until the 2020 annual general meeting of shareholders and until his successor is duly elected and qualified, subject to his earlier resignation or removal;
3. ordinary resolution: to ratify the appointment of Ernst & Young Hua Ming LLP as the Company's independent registered public accounting firm for the year ending December 31, 2017; and
4. to transact such other business as may properly come before the meeting and any adjournment or postponement.

The proposals for the election of directors relate solely to the election of Class I directors nominated by the Board of Directors.

Our Board of Directors has fixed the close of business on April 20, 2017 as the record date. Holders of record of our ordinary shares as of the close of business on the record date are entitled to attend and vote at the meeting and any adjournment or postponement. Holders of American Depositary Shares, or ADSs, each representing 13 of our ordinary shares, of record as of the record date who wish to exercise their voting rights for the underlying ordinary shares must act through Citibank, N.A., the depositary of the ADSs.

The accompanying Proxy Statement more fully describes the details of the business to be conducted at the Annual Meeting. After careful consideration, our Board of Directors has approved the proposals and recommends that you vote FOR each director nominee and FOR each other proposal described in the Proxy Statement.

*Your vote is important. As promptly as possible, you are urged to complete, sign, date and return the accompanying proxy form to Mourant Ozannes Corporate Services (Cayman) Limited (for holders of our ordinary shares) before the time of the Annual Meeting or your voting instructions to Citibank, N.A. (for holders of the ADSs) no later than 10:00 a.m., New York Time, on May 23, 2017 if you wish to exercise your voting rights.*

**IMPORTANT NOTICE REGARDING THE AVAILABILITY OF PROXY MATERIALS  
FOR THE SHAREHOLDER MEETING TO BE HELD ON JUNE 1, 2017**

The accompanying Proxy Statement and Annual Report on Form 10-K for the year ended December 31, 2016 will also be available to the public at <http://ir.beigene.com> under "Annual Reports."

By Order of the Board of Directors,

/s/ JOHN. V. OYLER

\_\_\_\_\_  
John V. Oyler  
Chairman and Chief Executive Officer

April 26, 2017

**BEIGENE, LTD.**  
**PROXY STATEMENT FOR**  
**2017 ANNUAL GENERAL MEETING OF SHAREHOLDERS**  
**TABLE OF CONTENTS**

GENERAL INFORMATION .....	1
OVERVIEW OF PROPOSALS .....	4
PROPOSALS 1 AND 2 ELECTION OF DIRECTORS .....	4
PROPOSAL 3 RATIFICATION OF APPOINTMENT OF INDEPENDENT AUDITORS .....	9
TRANSACTION OF OTHER BUSINESS .....	10
SECURITY OWNERSHIP OF CERTAIN BENEFICIAL OWNERS AND MANAGEMENT ...	11
EXECUTIVE OFFICERS .....	14
CERTAIN RELATIONSHIPS AND RELATED-PARTY TRANSACTIONS.....	16
COMPENSATION COMMITTEE INTERLOCKS AND INSIDER PARTICIPATION .....	19
SECTION 16(a) BENEFICIAL OWNERSHIP REPORTING COMPLIANCE.....	19
CORPORATE GOVERNANCE .....	20
EXECUTIVE COMPENSATION .....	27
DIRECTOR COMPENSATION .....	35
DELIVERY OF PROXY MATERIALS .....	37

**BEIGENE, LTD.**  
**PROXY STATEMENT**  
**FOR THE 2017 ANNUAL GENERAL MEETING OF SHAREHOLDERS**  
**GENERAL INFORMATION**

This Proxy Statement is furnished in connection with the solicitation of proxies by the Board of Directors of BeiGene, Ltd. (the “Board of Directors”) for use at its 2017 Annual General Meeting of Shareholders (the “Annual Meeting”) to be held on June 1, 2017 at 2:30 p.m. local time at the offices of Ernst & Young at EY Tower, 100 Adelaide St. W, Toronto Canada, for the purpose of considering and, if thought fit, passing the resolutions specified in the Notice of Annual General Meeting. This Proxy Statement is being mailed to shareholders on or about April 27, 2017.

For a proxy to be effective, it must be properly executed and dated and lodged (together with a duly signed and dated power of attorney or other authority (if any) under which it is executed (or a notarially certified copy of such power of attorney or other authority)) at the offices of our registrar, Mourant Ozannes Corporate Services (Cayman) Limited (the “Registrar”) so as to be received before the time of the Annual Meeting. Each proxy properly tendered will, unless otherwise directed by the shareholder, be voted FOR the director nominees described in this Proxy Statement, FOR the appointment of Ernst & Young Hua Ming LLP as the Company’s independent registered public accounting firm for the year ending December 31, 2017, and at the discretion of the proxy holder(s) with regard to all other matters that may properly come before the meeting.

We will pay all of the costs of soliciting proxies. Our directors, officers and employees may also solicit proxies; however, we will not pay them additional compensation for any of these services. Proxies may be solicited by telephone, facsimile, personal solicitation or otherwise.

In this Proxy Statement, the terms “BeiGene,” “we,” “us,” and “our” refer to BeiGene, Ltd and its subsidiaries. The mailing address of our principal executive offices is c/o Mourant Ozannes Corporate Services (Cayman) Limited, 94 Solaris Avenue, Camana Bay, Grand Cayman KY1-1108, Cayman Islands.

**EXPLANATORY NOTE**

We are an “emerging growth company” under applicable United States federal securities laws and therefore are permitted to take advantage of reduced public company reporting requirements. As an emerging growth company, we provide in this Proxy Statement the disclosure permitted under the Jumpstart Our Business Startups Act of 2012, including the compensation disclosures required of a “smaller reporting company,” as that term is defined in Rule 12b-2 under the U.S. Securities Exchange Act of 1934, as amended (the “Exchange Act”). In addition, as an emerging growth company, we are not required to conduct votes seeking approval, on an advisory basis, of the compensation of our named executive officers or the frequency with which such votes must be conducted. We will remain an “emerging growth company” until the earliest of (1) the last day of the fiscal year in which we have more than \$1.0 billion in annual revenue; (2) the date we qualify as a “large accelerated filer,” with at least \$700 million of equity securities held by non-affiliates; (3) the issuance, in any three-year period, by BeiGene of more than \$1.07 billion in non-convertible debt securities; and (4) December 31, 2021.

**Shareholders Entitled to Vote; Record Date**

Only holders of record of our ordinary shares, par value \$0.0001 per share, at the close of business on April 20, 2017, Cayman Islands time (the “record date”) are entitled to notice of, and to attend and to vote at, the Annual Meeting. As of the close of business on the record date, we had outstanding 518,602,349 ordinary shares, all of which are entitled to vote with respect to all matters to be acted upon at the Annual Meeting. On the record date, approximately 256,548,929 ordinary shares were held

in the name of Citibank, N.A. (the “Depositary”) as depositary for the ADS, which issues company-sponsored American Depositary Receipts (“ADRs”), evidencing ADSs that in turn each represent 13 of our ordinary shares. Each shareholder of record is entitled to one vote for each ordinary share held by such shareholder.

## **Quorum**

We are an exempted company incorporated in the Cayman Islands with limited liability, and our affairs are governed by our memorandum and articles of association, the Companies Law (as amended) of the Cayman Islands, which we refer to as the Cayman Companies Law, and the common law of the Cayman Islands.

The quorum required for a general meeting of shareholders at which an ordinary resolution is proposed consists of such shareholders present in person or by proxy who together hold shares carrying the right to at least a simple majority of all votes capable of being exercised on a poll. The quorum required for a general meeting at which a special resolution is proposed consists of such shareholders present in person or by proxy who together hold shares carrying the right to at least two-thirds of all votes capable of being exercised on a poll.

An ordinary resolution to be passed by the shareholders requires the affirmative vote of a simple majority of the votes cast by the shareholders entitled to vote who are present in person or by proxy at a general meeting, while a special resolution requires the affirmative vote of at least two-thirds of the votes cast by the shareholders entitled to vote who are present in person or by proxy at a general meeting (except for certain types of winding up of the company, in which case the required majority to pass a special resolution shall be 100%). A special resolution is required for important matters such as a change of name and amendments to our articles. Our shareholders may effect certain changes by ordinary resolution, including increasing the amount of our authorized share capital, consolidating and dividing all or any of our share capital into shares of larger amounts than our existing shares and cancelling any authorized but unissued shares.

## **Voting**

Persons who hold our ordinary shares directly on the record date (“record holders”) (1) must return a proxy card (a) by mail to the offices of the Registrar: Mourant Ozannes Corporate Services (Cayman) Limited, 94 Solaris Avenue, Camana Bay, Grand Cayman KY1-1108, Cayman Islands, or (b) by email at CaymanAdmin@mourantozannes.com or (2) attend the Annual Meeting in person in order to vote on the proposals. Persons who own our ordinary shares indirectly on the record date through a brokerage firm, bank or other financial institution, including persons who own our ordinary shares in the form of ADSs through the Depositary (“beneficial owners”) must return a voting instruction form to have their shares or the shares underlying their ADSs, as the case may be, voted on their behalf. Brokerage firms, banks or other financial institutions that do not receive voting instructions from beneficial owners may either vote these shares on behalf of the beneficial owners or return a proxy leaving these shares un-voted (a “broker non-vote”).

ADR holders are not entitled to vote directly at the Annual Meeting, but the Deposit Agreement, dated as of February 5, 2016, as amended (the “Deposit Agreement”), exists among the Depositary, the Company and the holders of ADRs pursuant to which registered holders of ADRs as of the record date are entitled to instruct the Depositary how to exercise voting rights pertaining to the ordinary shares so represented. The Depositary has agreed that it will endeavor, insofar as practicable and permitted under applicable law and the provisions of the Deposit Agreement, to vote (in person or by delivery to BeiGene of a proxy) the ordinary shares registered in the name of the Depositary in accordance with the voting instructions received from the ADR holders. If the Depositary does not receive instructions from a holder, such holder shall be deemed, and the Depositary shall (unless

otherwise specified in the notice distributed to holders of ADRs) deem such holder, to have instructed the Depository to give a discretionary proxy to a person designated by us to vote the ordinary shares represented by such holders' ADSs, provided that no such discretionary proxy shall be given by the Depository with respect to any matter to be voted upon which we inform the Depository that (a) we do not wish such proxy to be given, (b) substantial opposition exists, or (c) the rights of holders of ordinary shares may be materially adversely affected. In the event that the instruction card is executed but does not specify the manner in which the ordinary shares represented are to be voted (i.e., by marking a vote "FOR", "AGAINST" or any other option), the Depository will vote in respect of each proposal as recommended by the Board which is described in the Notice of Annual General Meeting. Instructions from the ADR holders must be sent to the Depository so that the instructions are received by no later than 10:00 a.m. New York time on May 23, 2017.

Abstentions and broker non-votes will be counted for the purpose of determining the presence or absence of a quorum, but will not be counted for the purpose of determining the number of votes cast on a given proposal.

We have retained the Registrar to hold and maintain our register of members. The Registrar will be engaged by us to take delivery of completed proxy forms posted to it in accordance with the details above.

We encourage you to vote by proxy by mailing or emailing an executed proxy card. Voting in advance of the meeting will ensure that your shares will be voted and reduce the likelihood that we will be forced to incur additional expenses soliciting proxies for the Annual Meeting. Any record holder of our ordinary shares may attend the Annual Meeting in person and may revoke the enclosed form of proxy at any time by:

- executing and delivering to the Registrar a later-dated proxy by mail or email pursuant to the instructions above; or
- voting in person at the Annual Meeting.

Beneficial owners of our ordinary shares and ADSs representing our ordinary shares who wish to change or revoke their voting instructions should contact their brokerage firm, bank or other financial institution or the Depository, as applicable, for information on how to do so. Generally, however, beneficial owners of our ordinary shares and ADSs representing our ordinary shares who wish to change or revoke their voting instructions may do so until 10:00 a.m. New York time on May 23, 2017. Beneficial owners who wish to attend the Annual Meeting and vote in person should contact their brokerage firm, bank or other financial institution holding our ordinary shares on their behalf in order to obtain a "legal proxy" which will allow them to both attend the meeting and vote in person. Without a legal proxy, beneficial owners cannot vote at the Annual Meeting because their brokerage firm, bank or other financial institution may have already voted or returned a broker non-vote on their behalf. Record holders of ADSs who wish to attend the Annual Meeting and vote in person should contact the Depository (and beneficial owners wishing to do the same should contact their brokerage firm, bank or other financial institution holding their ADSs) to cause their ADSs to be cancelled and the underlying shares to be withdrawn in accordance with the terms and conditions of the Deposit Agreement so as to be recognized by us as a record holder of our ordinary shares.

### **Expenses of Solicitation**

We are making this solicitation and will pay the entire cost of preparing and distributing the proxy materials and soliciting votes. If you choose to access the proxy materials over the Internet, you are responsible for any Internet access charges that you may incur. Our officers, directors and employees may, without compensation other than their regular compensation, solicit proxies through further mailings, personal conversations, facsimile transmissions, emails, or otherwise. Proxy solicitation expenses that we will pay include those for preparation, mailing, returning, and tabulating the proxies.

## **Procedure for Submitting Shareholder Proposals**

The Cayman Companies Law provides shareholders with only limited rights to requisition a general meeting and does not provide shareholders with a right to put any proposal before a general meeting. However, these rights may be provided in a company's articles of association. Our articles allow our shareholders holding not less than a simple majority of the voting rights entitled to vote at general meetings to requisition an extraordinary general meeting of our shareholders, in which case our Board of Directors is obliged to convene an extraordinary general meeting and to put the resolutions so requisitioned to a vote at such meeting. However, our shareholders may propose only ordinary resolutions to be put to a vote at such meetings and shall have no right to propose resolutions with respect to the election, appointment or removal of directors. Our articles provide no other right to put any proposals before annual general meetings or extraordinary general meetings. As a Cayman Islands exempted company, we are not obligated by law to call shareholders' annual general meetings. However, our corporate governance guidelines require us to call such meetings every year to the extent required by the stock exchange listing rules.

Shareholders may present proper proposals for inclusion in our proxy statement and for consideration at our next annual general meeting of shareholders by submitting their proposals in writing to us in a timely manner. In order to be considered for inclusion in the proxy statement for the 2018 annual general meeting of shareholders, shareholder proposals must be received at our principal executive offices no later than December 26, 2017, and must otherwise comply with the requirements of Rule 14a-8 of the Exchange Act. Any shareholder proposal for the annual general meeting of shareholders in 2018, which is submitted outside the processes of Rule 14a-8, shall be considered untimely unless received by the Company in writing no later than March 13, 2018. If the date of the annual meeting is moved by more than 30 days from the date contemplated at the time of the previous year's proxy statement, then notice must be received within a reasonable time before we begin to print and send proxy materials. If that happens, we will publicly announce the deadline for submitting a proposal in a press release or in a document filed with the SEC. A copy of all notices of proposals by shareholders should be sent to us at c/o Mourant Ozannes Corporate Services (Cayman) Limited, 94 Solaris Avenue, Camana Bay, Grand Cayman KY1-1108, Cayman Islands.

## **OVERVIEW OF PROPOSALS**

This Proxy Statement contains three proposals requiring shareholder action. Proposals 1 and 2 request the election of two directors to the Board of Directors. Proposal 3 requests the ratification of the appointment of Ernst & Young Hua Ming LLP as our independent registered public accounting firm for the fiscal year ending December 31, 2017. Each of the proposals is discussed in more detail in the pages that follow.

## **PROPOSALS 1 AND 2 ELECTION OF DIRECTORS**

Our articles provide that persons standing for election as directors at a duly constituted general meeting with requisite quorum shall be elected by an ordinary resolution of our shareholders, which requires the affirmative vote of a simple majority of the votes cast on the resolution by the shareholders entitled to vote who are present in person or by proxy at the meeting. Our articles further provide that our Board of Directors will be divided into three groups designated as Class I, Class II and Class III with as nearly equal a number of directors in each group as possible. Directors assigned to Class I shall initially serve until the first annual general meeting of shareholders following the effectiveness of our articles upon completion of our initial public offering (the "Articles Effectiveness Date"); directors assigned to Class II shall initially serve until the second annual general meeting of shareholders following the Articles Effectiveness Date; and directors assigned to Class III shall initially serve until the third annual general meeting of shareholders following the Articles Effectiveness Date.



Commencing with the first annual general meeting of shareholders following the Articles Effectiveness Date, each director of each class the term of which shall then expire shall, upon the expiration of his or her term, be eligible for reelection at such annual general meeting to hold office for a three-year term and until such director's successor has been duly elected. Our articles provide that, unless otherwise determined by shareholders in a general meeting, our Board will consist of not less than three directors. We have no provisions relating to retirement of directors upon reaching a specified age.

In the event of a vacancy arising from the resignation of a former director or as an addition to the existing board, our Board of Directors may, by the affirmative vote of a simple majority of the remaining directors present and voting at a board meeting, appoint any person to be a director.

For so long as our shares or ADSs are listed on NASDAQ, our directors are required to comply with the director nomination procedures of the NASDAQ Stock Market Rules, and our Board is required to include at least such number of independent directors the NASDAQ Stock Market Rules requires.

The terms of the Class I directors are scheduled to expire on the date of the 2017 Annual Meeting. Based on the recommendation of the Nominating and Corporate Governance Committee of the Board of Directors, the Board of Directors' nominees for election by the shareholders are current Class I members: Timothy Chen and John V. Oyler. If elected, each nominee will serve as a director until the annual general meeting of shareholders in 2020 and until his successor is duly elected and qualified, subject to his earlier resignation or removal. Ke Tang, who currently is a Class I director, notified us of his decision not to stand for re-election to the Board of Directors when his current term expires at the Annual Meeting. Mr. Tang will continue to serve as a member of the Board of Directors and a member of the Audit Committee until the Annual Meeting.

The names of and certain information about the directors in each of the three groups are set forth below. There are no family relationships among any of our directors or executive officers.

The proxy in the form presented will be voted, unless otherwise indicated, for the election of the Class I director nominees to the Board of Directors. If any of the nominees should for any reason be unable or unwilling to serve at any time prior to the Annual Meeting, the proxies will be voted for the election of a substitute nominee designated by the Board of Directors.

#### **Nominees for Class I Directors**

The names of the nominees for Class I directors and certain information about each as of April 26, 2017 are set forth below.

<u>Name</u>	<u>Position(s)</u>	<u>Director Since</u>	<u>Age</u>
Timothy Chen . . . .	Director	2016	60
John V. Oyler . . . .	Founder, Chief Executive Officer and Chairman	2010	49

Set forth below are the biographies of each director, as well as a discussion of the particular experience, qualifications, attributes, and skills that led our Board of Directors to conclude that each such person nominated to serve or currently serving on our Board of Directors should serve as a director.

#### **Nominees for Election for a Three-Year Term Ending at the 2020 Annual General Meeting**

*Timothy Chen* has served as a member of our Board of Directors since February 2016. Mr. Chen has served as the Corporate Vice President of Hon Hai Technology Group and President of Asia Pacific Telecom since January 2016. He was the President of Telstra International Group from November 2012 to December 2015. He has also served as Chairman of the board of Autohome Inc.

since 2012. Previously, Mr. Chen was a partner of a China Opportunities Fund within GL Capital Group from 2010 to 2012. He was the CEO of National Basketball Association China from 2007 to 2010, the Corporate Vice President of Microsoft and the CEO of its Greater China region from 2003 to 2007, the Corporate Vice President of Motorola and the Chairman and President of Motorola (China) Electronics from 2001 to 2003. Before Microsoft, he was the CEO of 21CN Cybernet, a company listed on the Hong Kong Stock Exchange, from 2000 to 2001. Prior to 2000, Mr. Chen spent eight years in China with Motorola, including serving as the General Manager responsible for the sales and marketing for the Greater China Cellular Infrastructure Division. He also spent nine years with AT&T Bell Laboratories in the United States. Mr. Chen holds an MBA degree from the University of Chicago, a master's degree in both computer science and mathematics from Ohio State University, and a bachelor's degree from Chiao Tung University. We believe that Mr. Chen's extensive business expertise in Asia and globally qualify him to serve as a member of our Board of Directors.

*John V. Oyler* is our Founder and has served as our principal executive officer and a member of our Board of Directors since 2010. From 2005 to 2009, Mr. Oyler served as President and Chief Executive Officer of BioDuro, LLC, a drug discovery outsourcing company, which was acquired by Pharmaceutical Product Development Inc. in 2010. From 2002 to 2004, Mr. Oyler served as Chief Executive Officer of Galenea Corp., a biopharmaceutical company dedicated to the discovery of novel therapies for central nervous system diseases, which initially were developed at Massachusetts Institute of Technology. From 1997 to 2002, Mr. Oyler was a Founder and the President of Telephia, Inc. which was sold to The Nielsen Company in 2007. From 1997 to 1998, Mr. Oyler served as Co-Chief Executive Officer of Genta Incorporated (NASDAQ: GNTA), an oncology-focused biopharmaceutical company. Mr. Oyler began his career as a management consultant at McKinsey & Company. Mr. Oyler received his B.S. from Massachusetts Institute of Technology and MBA from Stanford University. Mr. Oyler's qualifications to serve on our Board of Directors include his extensive leadership, executive, managerial, business and pharmaceutical and biotechnology company experience, along with his years of industry experience in the development and commercialization of pharmaceutical products.

**Directors Not Standing for Election or Re-Election**

The names of and certain information as of April 26, 2017 about the members of the Board of Directors who are not standing for re-election at this year's Annual Meeting are set forth below.

<u>Name</u>	<u>Position(s)</u>	<u>Director Since</u>	<u>Age</u>
Donald W. Glazer . . . . .	Director	2013	72
Michael Goller . . . . .	Director	2015	42
Ranjeev Krishana . . . . .	Director	2014	43
Thomass Malley . . . . .	Director	2016	48
Ke Tang . . . . .	Director	2014	37
Xiaodong Wang, Ph.D. . . . .	Director	2016	54
Qingqing Yi . . . . .	Director	2014	45

**Directors Continuing in Office Until the 2018 Annual General Meeting**

*Donald W. Glazer* has served as a member of our Board of Directors since February 2013. Mr. Glazer has served as a member of the Board of Trustees of GMO Trust, a mutual fund group, since 2000 and as the Chairman of the Board since 2005. Mr. Glazer was a Co-Founder and Secretary, and from 2002 until 2010, Vice Chairman, of Provant, Inc., a provider of performance improvement training solutions. From 1992 to 1995 Mr. Glazer was President of Mugar/Glazer Holdings and from 1992 to 1993 served as Vice Chairman—Finance of New England Television Corp and WHDH-TV, Inc. From 1997 to the present, Mr. Glazer has served as Advisory Counsel to Goodwin Procter LLP. From 1970 to 1978 Mr. Glazer was an associate and from 1978 to 1992 a partner at Ropes & Gray LLP, a

Boston law firm. At Ropes & Gray, Mr. Glazer chaired the firm's Emerging Companies Group. Mr. Glazer was also a Lecturer in Law at Harvard Law School from 1978 to 1991, teaching a course called The Business Lawyer. Mr. Glazer is a former member of the boards of directors of Envionics Inc.; Kronos Incorporated; Reflective Technologies, Inc.; and Teleco Oilfield Services Inc. Mr. Glazer received his A.B. from Dartmouth College; J.D. from Harvard Law School, where he was an editor of the Harvard Law Review; and L.L.M. from the University of Pennsylvania Law School. Additionally, Mr. Glazer is a co-author of both Glazer and FitzGibbon on Legal Opinions, Third Edition (Aspen Publishers) and Massachusetts Corporation Law & Practice, Second Edition (Aspen Publishers). Mr. Glazer's qualifications to serve on our Board of Directors include his extensive leadership, executive, managerial, business, and corporate legal experience.

*Michael Goller* has served as a member of our Board of Directors since April 2015. Mr. Goller has been with Baker Bros. Advisors LP since 2005 and currently serves as a Managing Director. Prior to joining Baker Bros., Mr. Goller served as an Associate of JPMorgan Partners, LLC where he focused on venture investments in the life sciences sector from 1999 to 2003. Mr. Goller began his career as an investment banker with Merrill Lynch and Co. from 1997 to 1999. Mr. Goller holds a B.S. in Molecular and Cell Biology from The Pennsylvania State University and Master's degrees in each of Biotechnology (School of Engineered and Applied Sciences) and Business Administration (Wharton School) from the University of Pennsylvania. We believe that Mr. Goller is qualified to serve on our Board of Directors based on his experience in the life sciences industry and for his knowledge in financial and corporate development matters.

*Thomas Malley* has served as a member of our Board of Directors since January 2016. Mr. Malley has served as President of Mossrock Capital, LLC, a private investment firm, since May 2007. Mr. Malley worked for Janus Mutual Funds in positions of increasing responsibility from April 1991 to May 2007. From January 1999 to May 2007, Mr. Malley served as the portfolio manager of the Janus Global Life Sciences Fund and also led the Janus Healthcare team of analysts. From 1991 to 1998, Mr. Malley served as an equity analyst for Janus covering, among others, healthcare and biotechnology stocks. Mr. Malley has been a director of OvaScience, Inc. since October 2012, and a director of Kura Oncology, Inc. since 2015. Previously, he served as a director of Synageva BioPharma Corp., a public biopharmaceutical company, from 2006 to 2015, until its acquisition by Alexion Pharmaceuticals, Inc., Puma Biotechnology, Inc., a public biopharmaceutical company, from 2011 to 2015, and Cougar Biotechnology, Inc., a public biopharmaceutical company, from 2007 to 2009, until its acquisition by Johnson and Johnson. Mr. Malley holds a B.S. in Biology from Stanford University. Our Board of Directors believes that Mr. Malley's experience in the biopharmaceutical industry, including serving on other boards of directors, and his executive experience qualify him to serve on our Board of Directors.

#### **Directors Continuing in Office Until the 2019 Annual General Meeting**

*Ranjeev Krishana* has served as a member of our Board of Directors since October 2014. Mr. Krishana has worked at Baker Bros. Advisors LP from 2011 to the present and currently serves as Head of International Investments. Prior to joining Baker Bros., Mr. Krishana held a series of commercial, strategy, and business development leadership roles for Pfizer, Inc.'s pharmaceutical business across a variety of international regions and markets, including Asia, Eastern Europe, and Latin America. Mr. Krishana was at Pfizer from 2003 to 2007 and from 2008 to 2011. From 2008 to 2010, Mr. Krishana was based in Beijing, China, where he served as a Senior Director and a member of the Pfizer China Leadership Team. Mr. Krishana began his career as a strategy consultant at Accenture plc. Mr. Krishana holds a B.A. in Economics and Political Science from Brown University, and a Masters of Public Policy from Harvard University. We believe Mr. Krishana's knowledge of the healthcare sector across international markets qualifies him to serve on our Board of Directors.

**Xiaodong Wang, Ph.D.** is our Founder and has served as the Chairman of our scientific advisory board since 2011. Dr. Wang became a member of our Board of Directors in February 2016. Dr. Wang

has served as the founding Director of the National Institute of Biological Sciences in Beijing since 2003 and became its Director and Investigator in 2010. Previously, he was a Howard Hughes Medical Institute Investigator from 1997 to 2010 and held the position of the George L. MacGregor Distinguished Chair Professor in Biomedical Sciences at the University of Texas Southwestern Medical Center in Dallas, Texas from 2001 to 2010. In 2004, Dr. Wang founded Joyant Pharmaceuticals, Inc., a venture capital-backed biotechnology company focused on the development of small molecule therapeutics for cancer. Dr. Wang received his Ph.D. in Biochemistry from the University of Texas Southwestern Medical Center and B.S. in Biology from Beijing Normal University. Dr. Wang has been a member of the National Academy of Science, USA since 2004 and a foreign associate of the Chinese Academy of Sciences since 2013. We believe that Dr. Wang's extensive experience in cancer drug research, combined with his experience in the biotech industry, qualify him to serve as a member of our Board of Directors.

*Qingqing Yi* has served as a member of our Board of Directors since October 2014. Mr. Yi is a Principal at Hillhouse Capital. He has worked with Hillhouse since the inception of the firm in 2005. Prior to joining Hillhouse, Mr. Yi was an Equity Research Analyst at China International Capital Corporation. Mr. Yi's work at Hillhouse includes investments in the healthcare and consumer sectors in both its public and private equity portfolios. He received a B.S. in Engineering from Shanghai Maritime University, as well as an MBA from University of Southern California. We believe Mr. Yi's extensive experience in capital markets and knowledge of the healthcare sector qualifies him to serve on our Board of Directors.

#### **Discontinuing Directors at the 2017 Annual General Meeting**

*Ke Tang* has served as a member of our Board of Directors since October 2014. Mr. Tang has been a Vice President at CITIC PE Private Equity Funds Management Co., Ltd. since 2013. Mr. Tang has also served as an Executive Director of Changsheng Medial, a medical service company focusing on renal diseases since July 2014. From 2012 to 2013, Mr. Tang served as Investment Manager at the Principal Investment Department at Goldman Sachs Group, responsible for private equity investments in China. Before that, Mr. Tang served as an Associate and Executive Director at the investment banking division of Goldman Sachs Asia from 2008 to 2012. Mr. Tang holds a B.A. from Southeast University and an MBA from Kellogg School of Management at Northwestern University. We believe Mr. Tang's knowledge of the healthcare sector, along with his extensive experience in capital markets, qualifies him to serve on our Board of Directors.

#### **Vote Required and Board of Directors' Recommendation**

Each director nominated for election will be elected if a simple majority of the votes cast by the shareholders entitled to vote who are present in person or by proxy vote in favor of such director. Broker non-votes and abstentions with respect to one or more Class I directors will not be treated as votes cast for this purpose and, therefore, will not affect the outcome of the election.

The proposals for the election of directors relate solely to the election of Class I directors nominated by the Board of Directors.

*The Board of Directors recommends that shareholders vote FOR the election of each of the Class I director nominees listed above.*

## PROPOSAL 3

### RATIFICATION OF APPOINTMENT OF INDEPENDENT AUDITORS

On the recommendation of the Audit Committee of the Board of Directors (the “Audit Committee”), the Board of Directors has appointed Ernst & Young Hua Ming LLP as the Company’s independent registered public accounting firm for the fiscal year ending December 31, 2017. The Board of Directors recommends that shareholders vote for ratification of this appointment. If this proposal is not approved at the Annual Meeting, the Board of Directors will reconsider its appointment. Even if the appointment is ratified, the Audit Committee may, in its discretion, direct the appointment of a different independent registered accounting firm at any time during the year if the Audit Committee determines that such a change would be in our shareholders’ best interests.

Ernst & Young Hua Ming LLP has audited our financial statements for the fiscal years ended December 31, 2016 and 2015. We expect representatives of Ernst & Young Hua Ming LLP to be available telephonically at the Annual Meeting and available to respond to appropriate questions. They will have the opportunity to make a statement if they desire to do so.

#### Auditor’s Fees

The following table summarizes the fees of Ernst & Young Hua Ming LLP, our registered independent public accounting firm, billed to us for each of the last two fiscal years (in thousands).

<u>Fee Category</u>	<u>2016</u>	<u>2015</u>
Audit Fees(1) . . . . .	\$1,241	\$753
Audit-related Fees . . . . .	—	—
Tax Fees(2) . . . . .	42	17
All Other Fees(3) . . . . .	65	—
Total Fees . . . . .	<u>\$1,348</u>	<u>\$770</u>

- (1) Audit fees consist of fees for the audit of our financial statements, the review of our interim financial statements and services associated with our registration statement on Form S-1.
- (2) Tax fees consist of fees incurred for tax compliance, tax advice and tax planning and includes fees for tax return preparation and tax consulting.
- (3) All other fees consist of fees incurred for accounting related consulting services.

#### Pre-approval Policies

In connection with our initial public offering, our Board of Directors has adopted policies and procedures for the pre-approval of audit and non-audit services by our Audit Committee for the purpose of maintaining the independence of our independent auditor. We may not engage our independent auditor to render any audit or non-audit service unless either the service is approved in advance by the Audit Committee or the engagement to render the service is entered into pursuant to the Audit Committee’s pre-approval policies and procedures. The Audit Committee pre-approved all services performed since the pre-approval policy was adopted.

#### Vote Required and Board of Directors’ Recommendation

The approval of Proposal 3 requires that a simple majority of the votes cast by the shareholders entitled to vote who are present in person or by proxy vote in favor of this proposal. Shares that are voted “abstain” will not affect the outcome of this proposal. Brokers have discretion to vote on the proposal for ratification of the independent registered public accounting firm.

*The Board of Directors recommends that shareholders vote FOR ratification of the appointment of Ernst & Young Hua Ming LLP as our independent registered public accounting firm for the fiscal year ending December 31, 2017.*

### **TRANSACTION OF OTHER BUSINESS**

The Board of Directors knows of no other matters that will be presented for consideration at the Annual Meeting. If any other matters are properly brought before the Annual Meeting, the person(s) named in the accompanying proxy intend to vote on such matters in accordance with their best judgment.

## SECURITY OWNERSHIP OF CERTAIN BENEFICIAL OWNERS AND MANAGEMENT

The following table sets forth certain information known to us regarding beneficial ownership of our share capital as of April 20, 2017 by:

- each person, or group of affiliated persons, known by us to be the beneficial owner of more than 5% of any class of our voting securities;
- each of our named executive officers;
- each of our directors; and
- all of our executive officers and directors as a group.

Beneficial ownership is determined in accordance with the rules of the SEC and generally includes voting or investment power with respect to securities. Except as noted by footnote, and subject to community property laws where applicable, we believe based on the information provided to us that the persons and entities named in the table below have sole voting and investment power with respect to all securities shown as beneficially owned by them.

The table lists applicable percentage ownership based on 518,602,349 ordinary shares outstanding as of April 20, 2017 and also lists applicable percentage ownership. Options to purchase ordinary shares that are exercisable within 60 days of April 20, 2017 are deemed to be beneficially owned by the persons holding these options for the purpose of computing percentage ownership of such persons, but are not treated as outstanding for the purpose of computing any other person's ownership percentage. Beneficial ownership representing less than 1% is denoted with an asterisk (\*).

Unless otherwise noted below, the address of each person listed on the table is: c/o Mourant Ozannes Corporate Services (Cayman) Limited, 94 Solaris Avenue, Camana Bay, Grand Cayman KY1-1108, Cayman Islands.

<u>Name of Beneficial Owner</u>	<u>Number of Ordinary Shares Beneficially Owned</u>	<u>Percentage of Ordinary Shares Beneficially Owned</u>
<b>5% or Greater Shareholders</b>		
Entities affiliated with Baker Bros. Advisors LP(1) . . . . .	128,086,032	24.7%
FMR LLC(2) . . . . .	50,465,025	9.7
Entities affiliated with Hillhouse Capital Management, Ltd.(3) . . . . .	48,369,439	9.3
Merck Sharp & Dohme Research GmbH(4) . . . . .	31,589,038	6.1
<b>Named Executive Officers and Directors</b>		
John V. Oyler(5) . . . . .	79,385,357	15.2%
Howard Liang(6) . . . . .	2,310,833	*
Ji Li(7) . . . . .	1,069,000	*
Timothy Chen(8) . . . . .	153,542	*
Donald W. Glazer . . . . .	4,882,006	*
Michael Goller . . . . .	—	—
Ranjeev Krishana . . . . .	—	—
Thomas Malley(9) . . . . .	574,250	*
Ke Tang . . . . .	—	—
Xiaodong Wang(10) . . . . .	16,147,573	3.1
Qingqing Yi . . . . .	—	—
<b>All Directors and Executive Officers as a Group (13 persons)(11) . . . .</b>	<u>105,122,561</u>	<u>19.9%</u>

(1) Based solely on a Schedule 13D/A filed by Baker Bros. Advisors LP, Baker Bros. Advisors (GP) LLC, Felix J. Baker and Julian C. Baker on November 21, 2016, consists of (i) 11,150,709 ordinary shares held by 667, L.P., (ii) 116,295,723 ordinary shares held by Baker Brothers Life Sciences, L.P. and (iii) 639,600 ordinary shares held by 14159 L.P. (collectively, “Baker Funds”), as of November 19, 2016. Baker Bros. Advisors LP is the investment advisor to Baker Funds and has sole voting and investment power with respect to the shares held by Baker Funds. Baker Bros. Advisors (GP) LLC is the sole general partner of Baker Bros. Advisors LP. The managing members of Baker Bros. Advisors (GP) LLC are Julian C. Baker and Felix J. Baker. Julian C. Baker and Felix J. Baker disclaim beneficial ownership of all shares except to the extent of their pecuniary interest. The address for each of these entities is 667 Madison Avenue, 21st Floor, New York, NY 10065.

(2) Based solely on a Schedule 13G filed by FMR LLC on January 10, 2017. Members of the Johnson family, including Abigail P. Johnson, are the predominant owners, directly or through trusts, of Series B voting common shares of FMR LLC, representing 49% of the voting power of FMR LLC. The Johnson family group and all other Series B shareholders have entered into a shareholders’ voting agreement under which all Series B voting common shares will be voted in accordance with the majority vote of Series B voting common shares. Accordingly, through their ownership of voting common shares and the execution of the shareholders’ voting agreement, members of the Johnson family may be deemed, under the Investment Company Act of 1940, to form a controlling group with respect to FMR LLC. Neither FMR LLC nor Abigail P. Johnson has the sole power to vote or direct the voting of the shares owned directly by the various investment companies registered under the Investment Company Act (“Fidelity Funds”) advised by Fidelity Management & Research Company (“FMR Co”), a wholly owned subsidiary of FMR LLC, which power resides with the Fidelity Funds’ Boards of Trustees. Fidelity Management & Research



Company carries out the voting of the shares under written guidelines established by the Fidelity Funds' Boards of Trustees. The address for FMR LLC is 245 Summer Street, Boston, Massachusetts 02210.

- (3) Based solely on a Schedule 13D filed by Hillhouse Capital Management, Ltd. on February 18, 2016, consists of (i) 8,372,000 ordinary shares held by Gaoling Fund, L.P., (ii) 728,000 ordinary shares held by YHG Investment, L.P., and (iii) 30,626,779 ordinary shares held by BGN Holdings Limited. Additionally, Hillhouse Capital Management, Ltd. and/or its affiliates purchased 8,642,660 ordinary shares in November 2016. Hillhouse Capital Management, Ltd. acts as the sole general partner of YHG Investment, L.P. and the sole management company of Gaoling Fund, L.P. and Hillhouse Fund II, L.P., which owns BGN Holdings Limited. Mr. Lei Zhang may be deemed to have controlling power over Hillhouse Capital Management, Ltd. Mr. Lei Zhang disclaims beneficial ownership of all of the shares held by Hillhouse Fund II, L.P., except to the extent of his pecuniary interest therein. The registered address of Hillhouse Capital Management, Ltd. is 27 Hospital Road, George Town, Grand Cayman, Cayman Islands KY1 9008.
- (4) Based solely on a Schedule 13G filed by Merck & Co., Inc., Merck Sharp & Dohme Corp., and Merck Sharp & Dohme Research GmbH on February 12, 2016, consists of 31,589,038 ordinary shares as of February 8, 2016, held by Merck Sharp & Dohme Research GmbH, which is a wholly subsidiary of Merck Sharp & Dohme Corp., which is a wholly owned subsidiary of Merck & Co., Inc. The entities reported shared voting and dispositive power over the ordinary shares. The address for this entity is Weystrasse 20, CH-6000, Lucerne 6, Switzerland.
- (5) Consists of (i) 27,250,149 ordinary shares held directly by Mr. Oyler; (ii) 4,180,183 shares issuable to Mr. Oyler upon exercise of share options exercisable within 60 days after April 20, 2017; (iii) 10,000,000 ordinary shares held for the benefit of Mr. Oyler in a Roth IRA PENSICO trust account; (iv) 102,188 ordinary shares held by The John Oyler Legacy Trust, of which Mr. Oyler's father is a trustee, for the benefit of his minor child, for which Mr. Oyler disclaims beneficial ownership; (v) 7,962,663 ordinary shares held for the benefit of Mr. Oyler in a grantor retained annuity trust, of which Mr. Oyler's father is a trustee, for which Mr. Oyler disclaims beneficial ownership; and (vi) 29,890,174 ordinary shares held by Oyler Investment LLC, 99% of the limited liability company interest owned by a grantor retain annuity trust, for which Mr. Oyler's father is a trustee, for which Mr. Oyler disclaims beneficial ownership.
- (6) Consists of (i) 65,000 ordinary shares held directly by Dr. Liang and (ii) 2,245,833 shares issuable to Dr. Liang upon exercise of share options exercisable within 60 days after April 20, 2017.
- (7) Consists of (i) 475,000 ordinary shares held directly by Dr. Li and (ii) 594,000 shares issuable to Dr. Li upon exercise of share options exercisable within 60 days after April 20, 2017.
- (8) Consists of 153,542 shares issuable to Mr. Chen upon exercise of share options exercisable within 60 days after April 20, 2017.
- (9) Consists of (i) 390,000 ordinary shares held directly by Mr. Malley and (ii) 184,250 shares issuable to Mr. Malley upon exercise of share options exercisable within 60 days after April 20, 2017.
- (10) Consists of (i) 13,500,393 ordinary shares held directly by Dr. Wang; (ii) 2,432,649 shares issuable to Dr. Wang upon exercise of share options exercisable within 60 days after April 20, 2017; and (iii) 214,531 ordinary shares held in a UTMA account for Dr. Wang's minor child, for which Dr. Wang disclaims beneficial ownership.
- (11) Includes 9,790,457 ordinary shares issuable upon exercise of options within 60 days of April 20, 2017.

## EXECUTIVE OFFICERS

The following table sets forth the name, age and position of each of our executive officers as of April 26, 2017:

<u>Name</u>	<u>Age</u>	<u>Position(s)</u>
John V. Oyler . . . . .	49	Founder, Chief Executive Officer and Chairman
Howard Liang, Ph.D. . . . .	53	Chief Financial Officer and Chief Strategy Officer
Amy Peterson, M.D. . . . .	50	Chief Medical Officer, Immuno-oncology
Jane Huang . . . . .	44	Chief Medical Officer, Hematology
Ji Li . . . . .	49	Global Head of Business Development

You should refer to “*Proposals 1 and 2: Election of Directors*” above for information about our Founder, Chief Executive Officer and Chairman, John V. Oyler. Biographical information for our other executive officers, as of April 26, 2017, is set forth below.

**Howard Liang, Ph.D.** has served as our Chief Financial Officer and Chief Strategy Officer since July 2015. Dr. Liang has more than 20 years of combined experience on Wall Street as an analyst covering the biotechnology and pharmaceutical sectors and as a scientist in the biopharmaceutical industry. Prior to joining us, from 2005 to 2015, Dr. Liang was at Leerink Partners LLC, a leading investment bank specializing in the healthcare industry, where he served as a Managing Director and Head of Biotechnology Equity Research. Dr. Liang served as a Senior Biotechnology Analyst at two full-service investment banks: A.G. Edwards Inc., from 2004 to 2005, and JMP Securities, from 2003 to 2004. From 2000 to 2003, Dr. Liang served as an Associate Analyst at Prudential Securities, where he covered major and specialty pharmaceuticals. Before Wall Street, from 1992 to 2000, Dr. Liang was with Abbott Laboratories, where he was a Senior Scientist and a member of one of the pharmaceutical industry’s leading structure-based discovery teams. During his career as a scientist, Dr. Liang authored a review and 13 papers including six in *Nature*, *Science*, and *Proceedings of the National Academy of Sciences*. Dr. Liang received his B.S. in Chemistry from Peking University and both his MBA and Ph.D. in Biochemistry and Molecular Biology from the University of Chicago.

**Amy Peterson, M.D.** joined our Company in August 2016 as our Chief Medical Officer, Immuno-Oncology. Prior to joining us, Dr. Peterson served as Vice President of Clinical Development at Medivation, Inc. from December 2012 to July 2016 and as Senior Medical Director from August 2011 to December 2012. At Medivation, she was primarily responsible for the development of enzalutamide and talazoparib in breast cancer and of pidilizumab in diffuse large B-cell lymphoma. Previously, she served as Associate Group Medical Director at Genentech from March 2010 to August 2011 where she was responsible for the development of early stage molecules targeting multiple major pathways in oncology. Prior to joining Genentech, Dr. Peterson was an Instructor of Medicine in Oncology at the University of Chicago, where she conducted translational research in tumor immunology in conjunction with Dr. Thomas F. Gajewski. Dr. Peterson received her M.D. from Thomas Jefferson University, and she completed her residency in Internal Medicine at Northwestern Memorial Hospital and Fellowship in Hematology and Oncology at the University of Chicago. She holds a Bachelor of Arts degree from Wesleyan University.

**Jane Huang, M.D.** joined our Company in September 2016 as our Chief Medical Officer, Hematology. Prior to joining us, Dr. Huang served as the Vice President, Clinical Development at Acerta Pharma from April 2015 to September 2016, where she oversaw global clinical development of the BTK inhibitor, acalabrutinib. Previously, she worked at Genentech from 2005 to March 2015, serving most recently as Group Medical Director, where she played a leading role in drug development programs for several molecules at all stages of development, including venetoclax and obinutuzumab.

She is also adjunct clinical faculty and an attending physician in Oncology at Stanford University. Dr. Huang received her Bachelor of Science degree in Biological Sciences from Stanford University and her M.D. from University of Washington School of Medicine. She is board certified in hematology, oncology, and internal medicine, and she completed her residency in Internal Medicine and fellowships in Hematology and Oncology at Stanford University.

*Ji Li, Ph.D.* joined our Company in May 2016 as our Global Head of Business Development. Prior to joining us, Dr. Li served as Vice President of Business Development and Licensing at Merck Inc. from December 2013 to 2016, where he was responsible for late-stage inbound and outbound business development opportunities across all therapeutic areas globally. From August 2010 to August 2013, Dr. Li served as Executive Licensing Director for External Research and Development at Amgen, where he led the company's efforts in sourcing and evaluation of product partnering opportunities across all therapeutic areas and at all stages of drug development. He served as a member of our Board of Directors from January 2015 to February 2016. Dr. Li received his B.S. in Pharmacology from Shanghai Medical University and his Ph.D. in Neuroscience from Mount Sinai School of Medicine.

## CERTAIN RELATIONSHIPS AND RELATED-PARTY TRANSACTIONS

Other than compensation arrangements, we describe below transactions and series of similar transactions, since January 1, 2016, to which we were a party or will be a party, in which:

- the amounts involved exceeded or will exceed \$120,000; and
- any of our directors, executive officers or holders of more than 5% of our share capital, or any member of the immediate family of the foregoing persons, had or will have a direct or indirect material interest.

In connection with the completion of our initial public offering, we adopted a related party transactions policy that requires all future transactions between us and any director, executive officer, holder of 5% or more of any class of our capital shares or any member of the immediate family of, or entities affiliated with, any of them, or any other related persons (as defined in Item 404 of Regulation S-K) or their affiliates, in which the amount involved is equal to or greater than \$120,000, be approved in advance by our Audit Committee. Any request for such a transaction must first be presented to our Audit Committee for review, consideration and approval. In approving or rejecting any such proposal, our Audit Committee is to consider the relevant facts and circumstances available and deemed relevant to the Audit Committee, including, but not limited to, the extent of the related party's interest in the transaction, and whether the transaction is on terms no less favorable to us than terms we could have generally obtained from an unaffiliated third party under the same or similar circumstances.

Certain of the transactions described below were entered into prior to the adoption of this written policy but each such transaction was approved by our Board of Directors. Prior to our Board of Directors' consideration of a transaction with a related person, the material facts as to the related person's relationship or interest in the transaction were disclosed to our Board of Directors, and the transaction was not approved by our Board of Directors unless a majority of the directors approved the transaction.

We believe that all of the transactions described below were made on terms no less favorable to us than could have been obtained from unaffiliated third parties. Compensation arrangements for our directors and named executive officers are described in the section of this Proxy Statement titled "Executive Compensation."

### **Sales and Purchases of Securities**

#### *Participation in Our Initial Public Offering*

In our initial public offering in February 2016, certain of our directors, executive officers and 5% shareholders and their affiliates purchased an aggregate of 2,627,680 ADSs. Each of those purchases was made through the underwriters at the initial public offering price of \$24.00 per ADS. Certain purchases were made at the public offering price through a directed share program offered to our directors, officers, employees and business associated in connection with our initial public offering (the "Directed Share Program"). The following table sets forth the aggregate number of ADSs that these

directors, executive officers and 5% shareholders and their affiliates purchased in our initial public offering:

<u>Purchaser(1)</u>	<u>Number of ADSs</u>	<u>Total Purchase Price</u>
Entities affiliated with Baker Bros. Advisors LP(2) . . . . .	1,912,680	\$45,904,320
Entities affiliated with Hillhouse Capital Management, Ltd.(3) . . . . .	700,000	\$16,800,000
Howard Liang(4) . . . . .	5,000	\$ 120,000
RuiRong Yuan(5) . . . . .	10,000	\$ 240,000

- (1) See “Security Ownership of Certain Beneficial Owners and Management” for more information about the shares held by the above identified shareholders, directors and executive officers.
- (2) Michael Goller and Ranjeev Krishana, members of our Board of Directors, are, respectively, a Managing Director and Head of International Investments of Baker Bros. Advisors LP, affiliates of which collectively hold more than 5% of our voting securities.
- (3) Qingqing Yi, a member of our Board of Directors, is a Principal at Hillhouse Capital, affiliates of which collectively hold more than 5% of our voting securities.
- (4) Dr. Liang, our Chief Financial Officer and Chief Strategy Officer, purchased the ADSs through the Directed Share Program.
- (5) Dr. Yuan, our former Chief Medical Officer and President of Global Clinical Research and Development, purchased the ADSs through the Directed Share Program.

*Participation in Our Follow-on Public Offering*

In our follow-on public offering in November 2016, certain of our directors and 5% shareholders and their affiliates purchased an aggregate of 2,455,315 ADSs. Each of those purchases was made through the underwriters at the public offering price of \$32.00 per ADS. In the offering, CB Biotech Limited and Dr. Wang sold 375,000 ADSs and 93,750 ADSs, respectively, at the public offering price of \$32.00 per ADS. The following table sets forth the aggregate number of ADSs that these directors, executive officers and 5% shareholders and their affiliates purchased in our follow-on public offering:

<u>Purchaser(1)</u>	<u>Number of ADSs</u>	<u>Total Purchase Price</u>
Entities affiliated with Baker Bros. Advisors LP(2) . . . . .	1,760,495	\$56,335,840
Entities affiliated with Hillhouse Capital Management, Ltd.(3) . . . . .	664,820	\$21,274,240
Thomas Malley(4) . . . . .	30,000	\$ 960,000

- (1) See “Security Ownership of Certain Beneficial Owners and Management” for more information about the shares held by the above identified shareholders, directors and executive officers.
- (2) Michael Goller and Ranjeev Krishana, members of our Board of Directors, are, respectively, a Managing Director and Head of International Investments of Baker Bros. Advisors LP, affiliates of which collectively hold more than 5% of our voting securities.

- (3) Qingqing Yi, a member of our Board of Directors, is a Principal at Hillhouse Capital, affiliates of which collectively hold more than 5% of our voting securities.
- (4) Mr. Malley, a member of our Board of Directors, purchased the ADSs in the follow-on public offering.

### **Consulting Arrangements**

Donald W. Glazer, a member of our Board of Directors, has been providing strategic consulting services to our company since our inception in 2010. As full compensation for his consulting services, on November 24, 2010, in connection with the initial formation of our company, we issued 4,000,000 ordinary shares to Mr. Glazer at \$0.0001 per share to vest over five years. Those shares are fully vested. We also reimbursed Mr. Glazer for the out of pocket expenses incurred in connection with his consulting services.

Dr. Xiaodong Wang, our Founder, Chairman of the Scientific Advisory Board and director, has been providing scientific and strategic advisory services to us. Dr. Wang currently receives an annual fixed fee of \$100,000. In March 2016, we granted him a cash bonus in the amount of \$86,176. In November 2016, we granted him an option to purchase 1,613,430 ordinary shares that option had fair value on the grant date of \$3,123,600. As of December 31, 2016, the aggregate number of shares subject to options held by Dr. Wang was 7,112,597. In April 2017, we granted him a cash bonus in the amount of \$86,176.

### **Note Exchange**

On February 2, 2011, we issued an 8% senior note for an aggregate principal amount of \$10 million to Merck Sharp & Dohme Research GmbH (“MSD”). On January 26, 2016, we entered into a note amendment and exchange agreement with MSD. On February 8, 2016, the entire outstanding unpaid principal and interest of the MSD note as of February 2, 2016 (\$14,693,281) was automatically exchanged for 7,942,314 of our ordinary shares at \$1.85 per share, the initial offering price per ordinary share calculated based on the initial public offering price per American Depositary Share divided by 13, the ordinary share-to-ADS ratio.

### **Warrant Exercises**

On February 8, 2016, in connection with the closing of our initial public offering, entities affiliated with Baker Bros. Advisors LP exercised warrants previously granted to them to purchase 2,592,593 ordinary shares at an exercise price of \$0.675 per share.

On February 8, 2016, in connection with the closing of our initial public offering, John V. Oyler exercised warrants previously granted to him to purchase 57,777 Series A preferred shares at an exercise price of \$0.675 per share, which shares were converted into 57,777 ordinary shares.

### **Employment Agreements**

For more information regarding employment agreements with certain of our executive officers, see “Executive Compensation—Employment Agreements with Our Named Executive Officers.”

### **Indemnification Agreements**

Cayman Islands law does not limit the extent to which a company’s articles of association may provide indemnification of officers and directors, except to the extent any such provision may be held by the Cayman Islands courts to be contrary to public policy, such as providing indemnification against civil fraud or the consequences of committing a crime. Our amended and restated memorandum and articles of association provide that each officer or director shall be indemnified out of assets of our

company against all actions, proceedings, costs, charges, expenses, losses, damages or liabilities incurred or sustained by such directors or officer, other than by reason of such person's dishonesty, willful default or fraud, in or about the conduct of our company's business or affairs (including as a result of any mistake of judgment) or in the execution or discharge of his duties, powers, authorities or discretions, including without prejudice to the generality of the foregoing, any costs, expenses, losses or liabilities incurred by such director or officer in defending (whether successfully or otherwise) any civil proceedings concerning our company or its affairs in any court whether in the Cayman Islands or elsewhere.

In addition, we have entered into new agreements to indemnify our directors and executive officers. These agreements, among other things, indemnify our directors and executive officers against certain liabilities and expenses incurred by such persons in connection with claims made by reason of their being such a director or executive officer.

### **Agreements With Our Shareholders**

In connection with our preferred share financings, we entered into (1) an investors' rights agreement, (2) a right of first refusal and co-sale agreement and (3) a voting agreement, in each case, with the purchasers of our preferred shares and certain holders of our ordinary shares. The primary rights under each of these terminated upon the closing of our initial public offering, other than certain registration rights for certain holders of our ordinary shares.

On November 16, 2016, we entered into an additional registration rights agreement with 667, L.P., Baker Brothers Life Sciences, L.P. and 14159, L.P. (collectively, the "Baker Entities"), Hillhouse BGN Holdings Limited, Gaoling Fund, L.P. and YHG Investment, L.P. (collectively, the "Hillhouse Entities") (each an "Investor" and collectively, the "Investors"), all of which are existing shareholders of our Company. The Baker Entities are affiliated with two of the Company's directors, Michael Goller and Ranjeev Krishana. The Hillhouse Entities are affiliated with one of the Company's directors, Michael Yi. The registration rights agreement provides that, subject to certain limitations, if at any time and from time to time, the Investors demand that we register the Company's ordinary shares and any other securities of the Company held by the Investors at the time any such demand is made on a registration statement on Form S-3 for resale under the Securities Act, we would be obligated to effect such registration. Our registration obligations under the registration rights agreement will continue in effect for up to four years and include our obligation to facilitate certain underwritten public offerings of our ordinary shares or ADSs by the Investors in the future. The registration rights agreement also requires the Company to pay expenses relating to such registrations and indemnify the Investors against certain liabilities.

### **COMPENSATION COMMITTEE INTERLOCKS AND INSIDER PARTICIPATION**

None of the members of our Compensation Committee has at any time during 2016 been an officer or employee of the Company. None of our executive officers currently serves, or in the past fiscal year has served, as a member of the board of directors or compensation committee of any entity that has one or more executive officers serving on our Board of Directors or Compensation Committee.

### **SECTION 16(a) BENEFICIAL OWNERSHIP REPORTING COMPLIANCE**

Section 16(a) of the Exchange Act requires our officers and directors and persons who beneficially own more than 10% of our ordinary shares (collectively, "Reporting Persons") to file reports of beneficial ownership and changes in beneficial ownership with the SEC. Reporting Persons are required by SEC regulations to furnish us with copies of all Section 16(a) forms they file. Based solely on our review of such reports received or written representations from certain Reporting Persons during the fiscal year ended December 31, 2016, we believe that all Reporting Persons complied with all Section 16(a) reporting requirements.

## CORPORATE GOVERNANCE

### Composition of Our Board of Directors

Our Board of Directors currently consists of nine members, all of whom were elected pursuant to the board composition provisions of a voting agreement that terminated upon the closing of our initial public offering. Currently, we are not subject to any contractual obligations regarding the election of our directors. Our Nominating and Governance Committee and Board of Directors may therefore consider a broad range of factors relating to the qualifications and background of nominees, which may include diversity and is not limited to race, gender or national origin. We have no formal policy regarding board diversity. Our Nominating and Governance Committee's and Board of Directors' priority in selecting board members is identification of persons who will further the interests of our Company through his or her established record of professional accomplishment, the ability to contribute positively to the collaborative culture among board members, knowledge of our business, understanding of the competitive landscape and professional and personal experiences and relevant expertise. Our directors hold office until their successors have been elected and qualified or until the earlier of their resignation or removal.

Our amended and restated articles of association provide that our directors may be removed by the affirmative vote of the holders of at least two-thirds of the votes cast at a shareholder meeting and that any vacancy on our board of directors, including a vacancy resulting from an enlargement of our Board of Directors, may be filled only by vote of a majority of our directors then in office.

In accordance with the terms of our amended and restated memorandum and articles of association, our Board of Directors is divided into three classes, Class I, Class II and Class III, with each class serving staggered three-year terms. Upon the expiration of the term of a class of directors, directors in that class will be eligible to be elected for a new three-year term at the annual meeting of shareholders in the year in which their term expires.

- Our Class I directors are Timothy Chen, John V. Oyler and Ke Tang;
- Our Class II directors are Donald W. Glazer, Michael Goller and Thomas Malley; and
- Our Class III directors are Ranjeev Krishana, Xiaodong Wang and Qingqing Yi.

Ke Tang, who currently is a Class I director, notified us of his decision not to stand for re-election to the Board of Directors when his current term expires at the Annual Meeting.

Our amended and restated memorandum and articles of association provide that the authorized number of directors may be changed only by ordinary resolution of the shareholders. Any additional directorships resulting from an increase in the number of directors will be distributed among the three classes so that, as nearly as possible, each class shall consist of one third of the Board of Directors.

### Board and Committee Matters

Our Board of Directors has determined that all members of the Board of Directors, except John V. Oyler and Xiaodong Wang, are independent, as determined in accordance with the rules of the NASDAQ Stock Market. In making such independence determination, our Board of Directors considered the relationships that each such non-employee director has with us and all other facts and circumstances that the Board of Directors deemed relevant in determining their independence, including the beneficial ownership of our share capital by each non-employee director. In considering the independence of the directors listed above, our Board of Directors considered the association of our directors with the holders of more than 5% of our share capital. We expect that the composition and functioning of our Board of Directors and each of our committees will continue to comply with all applicable requirements of the NASDAQ Stock Market and the rules and regulations of the SEC. There are no family relationships among any of our directors or executive officers.



## **Corporate Governance**

We adopted a written code of business conduct and ethics that applies to our directors, officers and employees, including our principal executive officer, principal financial officer, principal accounting officer or controller, or persons performing similar functions. A current copy of the code is posted on the Corporate Governance section of our website, which is located at <http://ir.beigene.com>. If we make any substantive amendments to, or grant any waivers from, the code of business conduct and ethics for any officer, we will disclose the nature of such amendment or waiver on our website or in a current report on Form 8-K.

## **Board Meetings and Committees**

Our Board of Directors held 11 meetings during 2016. The directors regularly hold executive sessions at meetings of the Board of Directors. During 2016, each of the directors then in office attended at least 75% of the aggregate of all meetings of the Board of Directors and all meetings of the committees of the Board of Directors on which such director then served, except Timothy Chen. Now that we are a public company, continuing directors and nominees for election as directors in a given year are encouraged to attend the annual general meeting of shareholders, barring significant commitments or special circumstances. This is our first annual general meeting of shareholders since we became a public company.

During 2016, our Board of Directors had three standing committees: Audit Committee, Compensation Committee and Nominating and Corporate Governance Committee.

### ***Audit Committee***

Thomas Malley, Ke Tang and Qingqing Yi currently serve on the Audit Committee, which is chaired by Thomas Malley. Our Board of Directors has determined that each member of the Audit Committee is “independent” for Audit Committee purposes as that term is defined in the rules of the SEC and the NASDAQ Stock Market. Our Board of Directors has designated each of Thomas Malley and Ke Tang as an “audit committee financial expert,” as defined in SEC rules. The Audit Committee’s responsibilities include:

- appointing, approving the compensation of, and assessing the independence of our independent registered public accounting firm;
- approving auditing and permissible non-audit services, and the terms of such services, to be provided by our independent registered public accounting firm;
- reviewing the internal audit plan with the independent registered public accounting firm and members of management responsible for preparing our financial statements;
- reviewing and discussing with management and the independent registered public accounting firm our annual and quarterly financial statements and related disclosures as well as critical accounting policies and practices used by us;
- reviewing the adequacy of our internal control over financial reporting;
- establishing policies and procedures for the receipt and retention of accounting-related complaints and concerns;
- recommending, based upon the Audit Committee’s review and discussions with management and the independent registered public accounting firm, whether our audited financial statements shall be included in our Annual Report on Form 10-K;
- monitoring the integrity of our financial statements and our compliance with legal and regulatory requirements as they relate to our financial statements and accounting matters;

- preparing the Audit Committee report required by the SEC rules to be included in our annual proxy statement;
- reviewing all related party transactions for potential conflict of interest situations and approving all such transactions; and
- reviewing earnings releases.

The Audit Committee held six meetings during 2016. The Audit Committee operates under a written charter that satisfies the applicable standards of the SEC and the NASDAQ Stock Market. A copy of the Audit Committee charter is available on our website at <http://ir.beigene.com>.

### ***Compensation Committee***

Qingqing Yi, Ranjeev Krishana and Timothy Chen currently serve on the Compensation Committee, which is chaired by Qingqing Yi. Our Board of Directors has determined that each member of the Compensation Committee is “independent” as that term is defined in the rules of the NASDAQ Stock Market. The Compensation Committee’s responsibilities include:

- annually reviewing and approving corporate goals and objectives relevant to the compensation of our Chief Executive Officer and Chief Financial Officer;
- evaluating the performance of our Chief Executive Officer and Chief Financial Officer in light of such corporate goals and objectives and recommending to the Board of Directors for approval our Chief Executive Officer’s and Chief Financial Officer’s compensation based on that evaluation;
- reviewing and approving the compensation of our other executive officers;
- reviewing and establishing our overall management compensation, philosophy and policy;
- overseeing and administering our compensation and similar plans;
- evaluating and assessing potential current compensation advisors in accordance with the independence standards identified in the rules of the NASDAQ Stock Market;
- retaining and approving the compensation of any compensation advisors;
- reviewing and approving our policies and procedures for the grant of equity-based awards;
- reviewing and making recommendations to the Board of Directors with respect to director compensation;
- preparing the compensation committee report required by SEC rules to be included in our annual proxy statement;
- reviewing and discussing with management the compensation discussion and analysis to be included in our annual proxy statement or Annual Report on Form 10-K; and
- reviewing and discussing with the Board of Directors corporate succession plans for the Chief Executive Officer and other key officers.

The Compensation Committee held seven meetings during 2016. The Compensation Committee operates under a written charter adopted by the Board of Directors, which is available on our website at <http://ir.beigene.com>.

### ***Nominating and Corporate Governance Committee***

Donald W. Glazer and Michael Goller currently serve on the Nominating and Corporate Governance Committee, which is chaired by Donald W. Glazer. Our Board of Directors has determined

that each member of the Nominating and Corporate Governance Committee is “independent” as that term is defined in the rules of the NASDAQ Stock Market. The Nominating and Corporate Governance committee’s responsibilities include:

- developing and recommending to the Board of Directors criteria for board and committee membership;
- establishing procedures for identifying and evaluating board of director candidates, including nominees recommended by shareholders;
- identifying individuals qualified to become members of the Board of Directors;
- recommending to the Board of Directors the persons to be nominated for election as directors and to each of the board’s committees;
- developing and recommending to the Board of Directors a set of corporate governance guidelines; and
- overseeing the evaluation of the Board of Directors and management.

The Nominating and Corporate Governance committee held two meetings during 2016. The Nominating and Corporate Governance Committee operates pursuant to a written charter adopted by the Board of Directors, which is available on our website at <http://ir.beigene.com>.

### **Director Nominations**

The Board of Directors will consider and approve from time to time the criteria that it deems necessary or advisable for director candidates. The Board of Directors has full authority to modify such criteria as it deems necessary or advisable. The Board of Directors has delegated to the Nominating and Corporate Governance Committee the responsibility for developing and recommending to the Board of Directors for its consideration and approval criteria for director candidates. The Nominating and Corporate Governance Committee has adopted policies and procedures for director candidates. The Board of Directors may, however, rescind its delegation and assume the responsibilities it previously delegated to the Nominating and Corporate Governance Committee.

The Board of Directors has delegated to the Nominating and Corporate Governance Committee the responsibility to identify candidates for nomination to the Board of Directors (including candidates to fill vacancies) and assessing their qualifications in light of the policies and principles in our Corporate Governance Guidelines and the Committee’s charter. The Nominating and Corporate Governance Committee will recommend director candidates for the Board of Directors’ consideration and review the candidates’ qualifications with the Board of Directors. The Board of Directors retains the authority to nominate a candidate for election by the securityholders as a director and to fill vacancies. In identifying director candidates, the Nominating and Corporate Governance Committee may consider all facts and circumstances it deems appropriate, including, among other things, the skills of the candidate, his or her depth and breadth of business experience and other background characteristics, his or her independence and the needs of the Board of Directors.

Our Nominating and Corporate Governance Committee and Board of Directors may therefore consider a broad range of factors relating to the qualifications and background of nominees, which may include diversity and is not limited to race, gender or national origin. We have no formal policy regarding board diversity. Our Nominating and Corporate Governance Committee’s and Board of Directors’ priority in selecting board members is identification of persons who will further the interests of our shareholders through his or her established record of professional accomplishment, the ability to contribute positively to the collaborative culture among board members, knowledge of our business, understanding of the competitive landscape and professional and personal experiences and relevant expertise.

## **Director Nominations by Shareholders**

Any shareholder wishing to recommend a director candidate for consideration by the Nominating and Corporate Governance committee should provide the following information within the timeframe set forth by our memorandum and articles of association and SEC rules to BeiGene, Ltd., c/o Mourant Ozannes Corporate Services (Cayman) Limited, 94 Solaris Avenue, Camana Bay, Grand Cayman KY1-1108, Cayman Islands, Attention: Secretary: (a) the name and address of record of the shareholder; (b) a representation that the shareholder is a record holder of our securities or, if the shareholder is not a record holder, evidence of ownership in accordance with Rule 14a-8(b)(2) of the Exchange Act; (c) the candidate's name, age, business and residential address, educational background, current principal occupation or employment, and principal occupation or employment for the past five years; (d) a description of the qualifications and background of the candidate that addresses the criteria for board membership approved by our board of directors; (e) a description of all arrangements or understandings between the shareholder and the candidate; (f) the consent of the candidate (i) to be named in the proxy statement for our next shareholder meeting and (ii) to serve as a director if elected at that meeting; and (g) and any other information regarding the candidate that is required to be included in a proxy statement filed pursuant to SEC rules. The Nominating and Corporate Governance Committee may seek further information from or about the shareholder making the recommendation, the candidate, or any such other beneficial owner, including information about all business and other relationships between the candidate and the shareholder and between the candidate and any such other beneficial owner.

## **Securityholder Communications**

The Board of Directors provides to every securityholder the ability to communicate with the Board of Directors, as a whole, and with individual directors on the Board of Directors through an established process for securityholder communication. For a securityholder communication directed to the Board of Directors as a whole, securityholders may send such communication to the attention of our Secretary via Regular Mail or Expedited Delivery Service to: BeiGene, Ltd., c/o Mourant Ozannes Corporate Services (Cayman) Limited, 94 Solaris Avenue, Camana Bay, Grand Cayman KY1-1108, Cayman Islands, Attn.: Board of Directors c/o Secretary.

For a securityholder communication directed to an individual director in his or her capacity as a member of the Board of Directors, securityholders may send such communication to the attention of the individual director via Regular Mail or Expedited Delivery Service to: BeiGene, Ltd., c/o Mourant Ozannes Corporate Services (Cayman) Limited, 94 Solaris Avenue, Camana Bay, Grand Cayman KY1-1108, Cayman Islands, Attn.: [Name of Individual Director].

We will forward by Regular Mail any such securityholder communication to each director, and the Chairman of the Board of Directors in his capacity as a representative of the Board of Directors, to whom such securityholder communication is addressed to the address specified by each such director and the Chairman of the Board of Directors.

## **Board Leadership Structure and Role in Risk Oversight**

Our Chief Executive Officer, John V. Oyler, is the Chairman of the Board of Directors. The Board of Directors believes that Mr. Oyler is the director best suited to identify strategic opportunities and focus of the Board of Directors due to his extensive understanding of our business as a founder. The Board of Directors also believes that the combined role of Chairman and Chief Executive Officer can promote the effective execution of strategic initiatives and facilitate the flow of information between management and the Board of Directors. We do not have a lead independent director.

Our Board of Directors oversees the management of risks inherent in the operation of our business and the implementation of our business strategies. Our Board of Directors performs this

oversight role by using several different levels of review. In connection with its reviews of our operations and corporate functions, our Board of Directors addresses the primary risks associated with those operations and corporate functions. In addition, our Board of Directors reviews the risks associated with our business strategies periodically throughout the year.

Each of our board committees also oversees the management of our risk that falls within the committee's areas of responsibility. In performing this function, each committee has full access to management, as well as the ability to engage advisors. Our Chief Financial Officer reports to the Audit Committee and is responsible for identifying, evaluating and implementing risk management controls and methodologies to address any identified risks. In connection with its risk management role, our Audit Committee meets privately with representatives from our independent registered public accounting firm and our Chief Financial Officer. The Audit Committee oversees the operation of our risk management program, including the identification of the primary risks associated with our business and periodic updates to such risks, and reports to our Board of Directors regarding these activities.

### **Audit Committee Report**

The information contained in this report shall not be deemed to be (1) "soliciting material," (2) "filed" with the SEC, (3) subject to Regulations 14A or 14C of the Exchange Act, or (4) subject to the liabilities of Section 18 of the Exchange Act. This report shall not be deemed incorporated by reference into any of our other filings under the Exchange Act or the Securities Act, except to the extent that we specifically incorporate it by reference into such filing.

The Audit Committee operates under a written charter approved by the Board of Directors, which provides that its responsibilities include the oversight of the quality of our financial reports and other financial information and its compliance with legal and regulatory requirements; the appointment, compensation, and oversight of our independent registered public accounting firm, Ernst & Young Hua Ming LLP, including reviewing their independence; reviewing and approving the planned scope of our annual audit; reviewing and pre-approving any non-audit services that may be performed by Ernst & Young Hua Ming LLP; the oversight of our internal audit function; reviewing with management and our independent registered public accounting firm the adequacy of internal financial controls; and reviewing our critical accounting policies and estimates and the application of accounting principles generally accepted in the United States of America.

The Audit Committee oversees our financial reporting process on behalf of the Board of Directors. Management is responsible for our internal controls, financial reporting process, and compliance with laws and regulations and ethical business standards. Ernst & Young Hua Ming LLP is responsible for performing an independent audit of our consolidated financial statements in accordance with the standards of the Public Company Accounting Oversight Board (United States). The Audit Committee's main responsibility is to monitor and oversee this process.

The Audit Committee reviewed and discussed with management our audited financial statements for the fiscal year ended December 31, 2016. The Audit Committee discussed with Ernst & Young Hua Ming LLP the matters required to be discussed by Public Company Accounting Oversight Board ("PCAOB") Auditing Standard No. 1301, *Communications with Audit Committees*, and SEC Regulation S-X Rule 207, *Communications with Audit Committees*. The Audit Committee has received the written disclosures and the letter from the independent registered public accounting firm required by applicable requirements of the PCAOB regarding the independent registered public accounting firm's communications with the Audit Committee concerning independence, and has discussed with the independent registered public accounting firm the independent registered public accounting firm's independence.

The Audit Committee considered any fees paid to Ernst & Young Hua Ming LLP for the provision of non-audit related services and does not believe that these fees compromise Ernst & Young Hua Ming LLP's independence in performing the audit.

Based on the review and discussions referred to above, the Audit Committee recommended to the Board of Directors that such audited financial statements be included in our Annual Report on Form 10-K for the year ended December 31, 2016, for filing with the SEC.

*THE AUDIT COMMITTEE*

Thomas Malley (Chairperson)

Ke Tang

Qingqing Yi

## EXECUTIVE COMPENSATION

### Overview

Our compensation programs are designed to:

- attract and retain individuals with superior ability, technical, and managerial experience;
- align executive officers' incentives with our corporate strategies, business objectives and the long-term interests of our shareholders; and
- increase the incentive to achieve key strategic performance measures by linking incentive award opportunities to the achievement of performance objectives and by providing a portion of total compensation for executive officers in the form of ownership in the Company.

Our Compensation Committee is primarily responsible for developing and implementing our compensation policies and establishing and approving the compensation for all of our executive officers; with respect to the Chief Executive Officer and Chief Financial Officer, the Compensation Committee reviews and makes recommendations to the full Board of Directors for approval. The Compensation Committee oversees our compensation and benefit plans and policies, administers our equity incentive plans, reviews and approves annually all compensation decisions relating to our executive officers, and makes recommendations to the full Board of Directors on compensation for the Chief Executive Officer and Chief Financial Officer. The Compensation Committee considers recommendations from our Chief Executive Officer regarding the compensation of our executive officers other than the Chief Executive Officer and Chief Financial Officer. Our Compensation Committee has the authority under its charter to engage the services of a consulting firm or other outside advisor to assist it in designing our compensation programs and in making compensation decisions.

In 2016, the Compensation Committee retained Willis Towers Watson to assist in an evaluation of our compensation philosophy, validation of our compensation peer group, develop competitive market data to benchmark the compensation for our named executive officers and advise on matters related to our compensation structure and programs generally. The compensation consultant also consults with the Compensation Committee about non-employee director compensation. Based on consideration of the factors set forth in the rules of the SEC and NASDAQ, the Compensation Committee has determined that their relationship with Willis Towers Watson and the work performed by Willis Towers Watson on behalf of the Compensation Committees has not raised any conflict of interest.

### Executive Compensation Components

Our executive compensation consists of base salary, performance-based cash compensation, long-term incentive compensation in the form of share options, restricted shares and broad-based benefits programs. The Compensation Committee considers a number of factors in setting compensation for our executive officers, including company performance, as well as the executive's performance, experience, responsibilities and the compensation of executive officers in similar positions at comparable companies.

#### *Base Salary*

Base salary is intended to provide compensation for day-to-day performance. The Compensation Committee believes that a competitive base salary is a necessary element of any compensation program that is designed to attract and retain talented and experienced executives. Base salaries for our named executive officers are intended to be competitive with those received by other individuals in similar positions at the companies with which we compete for talent. Base salaries are originally established at the time the executive is hired based on individual experience, skills and expected contributions, our understanding of what executives in similar positions at peer companies were paid, and also

negotiations during the hiring process. The base salaries of our named executive officers are reviewed annually and may be adjusted to reflect market conditions, the financial position of the Company, and our executives' performance as well as any change in the scope of an officer's responsibilities. As of December 31, 2016, the base salaries of our named executive officers were as described in "—Summary Compensation Table—2016" below.

#### *Performance-Based Cash Bonus*

Our Compensation Committee has the authority to award annual performance-based cash bonuses to our executive officers and make recommendations to the full Board of Directors for approval of performance-based cash bonuses for the Chief Executive Officer and Chief Financial Officer. Unless otherwise provided by the provisions of his or her employment agreement, the target annual cash bonus opportunities for our named executive officers are expressed as a percentage of base salary and generally established by our Compensation Committee based on competitive market data and recommendations by the Chief Executive Officer (other than in connection with his own compensation). In 2017, the Board of Directors and Compensation Committee approved performance-based cash bonuses for our named executive officers as described in "Summary Compensation Table—2016" below. These payments were awarded in recognition of our named executive officer's performance in achieving corporate, clinical, and operational milestones in 2016.

#### *Equity Incentive Compensation*

Equity incentive grants to our named executive officers are made at the discretion of the Compensation Committee under the terms of our equity incentive plans except for equity incentive grants for the Chief Executive Officer and Chief Financial Officer, which are approved by the full Board of Directors. We believe that equity incentives subject to vesting over time or upon achievement of performance objectives can be an effective vehicle for the long-term element of compensation, as these awards align individual and team performance with the achievement of our strategic and financial goals over time and with shareholders' interests. In 2016, the Compensation Committee made share option and restricted share grants to our named executive officers as specified in the "Outstanding Equity Awards at Fiscal Year-End Table—2016" below. All options to purchase shares granted to executives have exercise prices equal to at least the fair market value of our ordinary shares on the date of grant, and therefore reward executive officers only if the share price increases from the date of grant.

#### *Employee Benefits*

In addition to the primary elements of compensation described above, the named executive officers also participate in the same broad-based employee benefits programs available to all of our other employees (which may vary based on the location of employment), including health insurance, pension benefits, employee housing fund, welfare benefits, life and disability insurance, dental insurance, and retirement plan. We do not provide special benefits to our named executive officers except as otherwise described in this Proxy Statement.



## Summary Compensation Table—2016

The following table presents information regarding the total compensation awarded to, earned by, and paid during the fiscal years ended December 31, 2016 and 2015 to our Chief Executive Officer and the two most highly-compensated executive officers (other than the Chief Executive Officer) who were serving as executive officers at the end of the year ended December 31, 2016. These individuals are our named executive officers for 2016.

Name and Principal Position	Year	Salary (\$)	Bonus (\$)	Restricted Share Awards (\$)(1)	Option Awards (\$)(1)	All Other Compensation (\$)	Total (\$)
<b>John V. Oyler</b> . . . . . <i>Founder, Chief Executive Officer and Chairman</i>	2016	350,004(2)(3)	320,000(4)	—	3,963,960	7,952(2)(5)	4,641,916
	2015	344,705(6)(7)	172,352(8)	—	3,890,991	16,206(6)(9)	4,424,254
<b>Howard Liang</b> . . . . . <i>Chief Financial Officer and Chief Strategy Officer</i>	2016	350,001(10)	182,001(4)	—	3,392,840	7,875(11)	3,932,717
	2015	160,417(12)	48,650(8)	—	1,622,880	—	1,831,947
<b>Ji Li</b> . . . . . <i>Global Head of Business Development</i>	2016	230,865(13)	92,346(4)	970,096	3,813,331	—	5,106,638

- (1) Amounts represent the aggregate fair value on the grant date of restricted stock awards and option awards granted to our named executive officers in 2016 and 2015 computed in accordance with FASB ASC Topic 718. The assumptions used in the valuation of these awards are consistent with the valuation methodologies specified in the notes to our consolidated financial statements and discussions in “Management’s Discussion and Analysis of Financial Condition and Results of Operations” included in our Annual Report on Form 10-K for the year ended December 31, 2016. The amounts above reflect our aggregate accounting expense for these awards and do not necessarily correspond to the actual value that will be recognized by the named executive officers.
- (2) Payment in RMB was translated into dollars based on the noon buying rate of the Federal Reserve Bank of New York for RMB of ¥1.00=\$0.1440 at December 30, 2016.
- (3) Represents base salary earned by Mr. Oyler for services as our Chief Executive Officer during 2016. Mr. Oyler’s current annual base salary is \$590,000. Upon recommendation of the Compensation Committee, in November 2016, the Board of Directors decided to increase Mr. Oyler’s annual base salary from \$350,000 to \$590,000 based on his significant contributions to the Company and his leadership and to remain competitive with the market for his position.
- (4) Represents 2016 performance-based cash bonuses approved by the Compensation Committee or the Board of Directors, as applicable, and paid in 2017.
- (5) Consists of \$7,232 in employer-paid health insurance premiums and \$720 attributable to the use of a company car.
- (6) Payment in RMB was translated into dollars based on the noon buying rate of the Federal Reserve Bank of New York for RMB of ¥1.00=\$0.1544 at December 31, 2015.
- (7) Represents base salary earned by Mr. Oyler for services as our Chief Executive Officer and Chairman during 2015.
- (8) Represents 2015 performance-based cash bonuses approved by the Board of Directors and paid in 2016.
- (9) Consists of \$4,308 in employer-paid health insurance premiums and \$11,898 attributable to the use of a company car.
- (10) Represents base salary earned by Dr. Liang for services as our Chief Financial Officer and Chief Strategy Officer during 2016. Dr. Liang’s annual base salary during this period was \$350,000. In April 2017, Dr. Liang’s base salary was increased to \$390,000.
- (11) Amount reflects the Company match under our 401(k) plan.
- (12) Represents base salary earned by Dr. Liang for services as our Chief Financial Officer and Chief Strategy Officer during 2015. Dr. Liang’s annual base salary during this period was \$350,000.
- (13) Represents base salary earned by Dr. Li for services as our Global Head of Business Development during 2016. Dr. Li’s annual base salary during this period was \$350,000.

## Employment Agreements with Our Named Executive Officers

We have entered into employment agreements with each of our named executive officers.

**John V. Oyler** On April 25, 2017, we and certain of our subsidiaries entered into employment agreements with John V. Oyler, pursuant to which Mr. Oyler will continue to serve as our Chief

Executive Officer. Mr. Oyler is entitled to a base salary of \$590,000, which is subject to review and adjustment in accordance with company policy. Mr. Oyler's base salary will be allocated between us and certain of our subsidiaries. Mr. Oyler is eligible for an annual bonus, with a target level of \$320,000 and a minimum payout level of 15% of the base salary, based on performance criteria determined by our Board of Directors. Mr. Oyler is eligible to participate in our employee benefit plans generally available to our employees, subject to the terms of those plans. Mr. Oyler's employment agreements also provide for certain transportation and international travel benefits and tax equalization payments. His employment agreements have an initial three-year term and automatically renews for additional one-year terms unless either party provides written notice of nonrenewal. Mr. Oyler's employment can be terminated at will by either party. Upon termination of Mr. Oyler's employment for any reason, we will pay (i) accrued but unpaid base salary during the final payroll period of employment; (ii) unpaid vacation time; (iii) unpaid annual bonus from the previous calendar year; and (iv) any business expenses incurred, documented and substantiated but not yet reimbursed (collectively, the "Final Compensation"). If Mr. Oyler's employment is terminated by us other than for "cause" (as defined in his employment agreements) or if Mr. Oyler terminates his employment for "good reason" (as defined in his employment agreements), Mr. Oyler is entitled to (i) the Final Compensation, (ii) a lump sum equal to the base salary divided by 12, then multiplied by the Severance Period, (iii) the post-termination bonus calculated based on the target bonus for the year and the number of days passed through the date of termination, (iv) a \$20,000 one-time bonus and (v) acceleration of the vesting schedule of his equity grants by 20 months. The "Severance Period" is 20 months; provided that if Mr. Oyler's employment is terminated without cause or for good reason during the initial three-year term, the Severance Period will be the greater of 20 months or the number of the months remaining in the initial three-year term; provided further that if Mr. Oyler's employment terminates during the 12 month period following a "change in control" (as defined in his employment agreements), then the Severance Period will be 24 months. His employment agreement provide that all unvested options will immediately vest upon a "change in control." Mr. Oyler's employment agreements also prohibit Mr. Oyler from engaging in certain competitive and solicitation activities during his employment and 18 months after the termination of his employment.

**Howard Liang, Ph.D.** On July 13, 2015, we entered into an employment agreement with Dr. Liang for the position of Chief Financial and Chief Strategy Officer. Dr. Liang currently receives a base salary of \$350,000, which is subject to review and adjustment in accordance with company policy. Dr. Liang is eligible for an annual merit bonus of up to \$105,000, based on performance as determined by our Compensation Committee. Dr. Liang was also granted an option to purchase up to 4,900,000 ordinary shares, which vests over four years. Dr. Liang is eligible to participate in our employee benefit plans generally available to our employees, subject to the terms of those plans. Dr. Liang's employment has no specified term, but can be terminated at will by either party. Dr. Liang's employment may be terminated by us without "cause" (as defined in his employment agreement), and if so he would receive his base salary and health and dental insurance payments during a nine-month severance period and other benefits including acceleration of the vesting schedule of his initial option grant by six months, unless Dr. Liang breaches his confidentiality obligations. Dr. Liang may terminate his employment with "good reason" (as defined in his employment agreement) upon 30 days' written notice received within 60 days of the occurrence of the event. If we do not cure the action identified in Dr. Liang's notice, he is entitled to the same benefits as if we terminated his employment without cause, subject to his execution of a release of claims and unless he breaches his confidentiality obligations. We may also terminate Dr. Liang's employment for cause, in certain cases upon 30 days' written notice, and Dr. Liang may also terminate his employment without good reason upon 90 days' written notice, in either case, in which he would then only be entitled to receive certain accrued obligations.

**Ji Li, Ph.D.** On April 28, 2016, we entered into an employment agreement with Dr. Li for the position of Executive Vice President and Global Head of Business Development. Dr. Li currently receives a base salary of \$350,000, which is subject to review and adjustment in accordance with

company policy. Dr. Li is eligible for an annual merit bonus of up to \$140,000, based on performance as determined by our Compensation Committee. Dr. Li was granted an option to purchase up to 2,376,000 ordinary shares, which vests over four years. Dr. Li was also granted 475,000 restricted shares, which vest in equal installments annually over a four-year period. Dr. Li is eligible to participate in our employee benefit plans generally available to our employees, subject to the terms of those plans. Dr. Li's employment has no specified term, but can be terminated at will by either party. Dr. Li's employment may be terminated by us without "cause" (as defined in his employment agreement), and if so he would receive his base salary and health and dental insurance payments during a nine-month severance period and other benefits including acceleration of the vesting schedules of his initial option grant and restricted share award by 12 months (or 18 months if such termination occurs within 12 months following a "change in control" (as defined in his employment agreement)), unless Dr. Li breaches his confidentiality obligations. Dr. Li may terminate his employment with "good reason" (as defined in his employment agreement) upon 30 days' written notice received within 60 days of the occurrence of the event. If we do not cure the action identified in Dr. Li's notice, he is entitled to the same benefits as if we terminated his employment without cause, subject to his execution of a release of claims and unless he breaches his confidentiality obligations. We may also terminate Dr. Li's employment for cause, in certain cases upon 30 days' written notice, and Dr. Li may also terminate his employment without good reason upon 90 days' written notice, in either case, in which he would then only be entitled to receive certain accrued obligations.

#### Outstanding Equity Awards at Fiscal Year-End Table—2016

The following table summarizes, for each of our named executive officers, the number of ordinary shares underlying outstanding options and share awards held as of December 31, 2016.

Name	Option Awards				Stock Awards	
	Number of securities underlying unexercised options (#) exercisable	Number of securities underlying unexercised options (#) unexercisable	Option exercise price (\$)	Option expiration date	Number of Shares That Have Not Vested (#)	Market Value of Shares or Units of Stock That Have Not Vested(1) (\$)
John V. Oyler . . . . .	3,230,142	8,170,358(2)	0.50	7/19/2025		
	—	2,047,500(3)	2.84	11/15/2026		
Howard Liang . . . . .	1,735,417	3,164,583(4)	0.50	7/1/2025		
	—	1,752,500(5)	2.84	11/15/2026		
Ji Li . . . . .					475,000(8)	1,111,500
	—	2,376,000(6)	2.05	5/2/2026		
	—	260,000(7)	2.29	7/12/2026		

- (1) Based on a price of \$2.34 per ordinary share, which was the closing price for an ADS as reported by The NASDAQ Global Select Market on December 30, 2016, as converted to an ordinary share.
- (2) 20% of our ordinary shares subject to this option became exercisable on July 19, 2016, and the balance becomes exercisable in 48 successive equal monthly installments, subject to continued service. In April 2017, the vesting schedule of this option was amended to provide that the exercisability of this option will be accelerated upon a change in control or certain termination events.
- (3) 25% of our ordinary shares subject to this option become exercisable on July 13, 2017, and the balance becomes exercisable in 36 successive equal monthly installments, subject to continued

service. The exercisability of this option will be accelerated upon a change in control or certain termination events.

- (4) 25% of our ordinary shares subject to this option became exercisable on July 15, 2016, and the balance becomes exercisable in 36 successive equal monthly installments, subject to continued service. The exercisability of this option will be accelerated upon a sale event or certain termination events.
- (5) 25% of our ordinary shares subject to this option become exercisable on July 13, 2017, and the balance becomes exercisable in 36 successive equal monthly installments, subject to continued service. The exercisability of this option will be accelerated upon a sale event.
- (6) 25% of our ordinary shares subject to this option become exercisable on May 3, 2017, and the balance becomes exercisable in 36 successive equal monthly installments, subject to continued service. The exercisability of this option will be accelerated upon certain termination events.
- (7) 25% of our ordinary shares subject to this option become exercisable on July 13, 2017, and the balance becomes exercisable in 36 successive equal monthly installments, subject to continued service.
- (8) Represents the restricted shares granted on May 3, 2016. 25% of our ordinary shares subject to this restricted share award vest on May 3, 2017 with the remaining shares vesting in 36 equal successive monthly installments thereafter, subject to continued service. The vesting schedule of this restricted share award will be accelerated upon certain termination events.

### **Compensation Risk Assessment**

We believe that although a portion of the compensation provided to our executive officers and other employees is performance-based, our executive compensation program does not encourage excessive or unnecessary risk taking. This is primarily due to the fact that our compensation programs are designed to encourage our executive officers and other employees to remain focused on both short-term and long-term strategic goals, in particular in connection with our pay-for-performance compensation philosophy. As a result, we do not believe that our compensation programs are reasonably likely to have a material adverse effect on us.

### **Benefit Plans**

Our full-time employees in the People's Republic of China ("PRC"), including some of our named executive officers, participate in a government mandated defined contribution plan, pursuant to which pension benefits, medical care, employee housing fund and other welfare benefits are provided to employees. Chinese labor regulations require that our PRC subsidiaries make contributions to the government for these benefits based on percentages of the employees' salaries.

Our U.S. subsidiary maintains a 401(k) retirement plan for all of its full-time employees in the United States, including some of our named executive officers, with an opportunity to save for retirement on a tax-advantaged basis. Pursuant to the 401(k) plan, participants will be able to elect to defer their current compensation by up to the statutorily prescribed annual limit, with additional salary deferral amounts available to participants beginning in the year they become 50 years of age. Our U.S. subsidiary matches 50% of employee contributions, limited to the first 6% of compensation, those employer-matching contributions to vest 50% after one year and be fully vested after the second anniversary of the employment date.

### **Rule 10b5-1 Plans**

Our policy governing transactions in our securities by directors, officers and employees permits our officers, directors and certain other persons to enter into trading plans complying with Rule 10b5-1 under the Exchange Act. Under these trading plans, the individual relinquishes control over the transactions once the trading plan is put into place. Accordingly, sales under these plans may occur at any time, including possibly before, simultaneously with, or immediately after significant events involving our Company.

### **Equity Compensation Plan Information**

The following table contains information about our equity compensation plans as of December 31, 2016.

<u>Plan Category</u>	<u>Number of Securities to Be Issued Upon Exercise of Outstanding Options, Warrants and Rights</u>	<u>Weighted-average Exercise Price of Outstanding Option, Warrants and Rights</u>	<u>Number of Securities Remaining Available for Future Issuance Under Equity Compensation Plans (Excluding Securities Reflected in Column(a))</u>
Equity compensation plans approved by security holders . . . . .	35,440,793(1)	\$2.34	34,712,601(2)
Equity compensation plans not approved by security holders . . . . .	<u>41,638,950(3)</u>	<u>0.42</u>	<u>—(4)</u>
Total . . . . .	<u>77,079,743</u>	<u>—</u>	<u>34,712,601</u>

- (1) Includes 35,440,793 ordinary shares to be issued pursuant to outstanding awards under our 2016 Share Option and Incentive Plan (the “2016 Plan”).
- (2) As of December 31, 2016, there were 34,712,601 shares available for grant under the 2016 Plan. The number of shares reserved for issuance under the 2016 Plan will be increased from time to time by (i) the number of ordinary shares underlying any awards that are forfeited, cancelled, held back upon exercise or settlement of any award to satisfy the exercise price or tax withholding, reacquired by us prior to vesting, satisfied without any issuance of ordinary shares, expire or otherwise terminated (other than by exercise) under our 2011 Option Plan (the “2011 Plan”), and (ii) annually on the first day of each year, by an amount equal to five percent of the number of ordinary shares issued and outstanding on the immediately preceding December 31 or such lesser number of ordinary shares as determined by the Administrator (as defined in the 2016 Plan). On January 1, 2017, 25,791,680 ordinary shares were added to the 2016 Plan pursuant to this provision, which shares are not reflected in the number of shares available for issuance under the 2016 Plan in the table above.
- (3) Includes 26,438,283 ordinary shares to be issued pursuant to outstanding options under our 2011 Plan, and 15,200,667 ordinary shares to be issued pursuant to outstanding options granted outside of our equity incentive plans.
- (4) As of December 31, 2016, no shares were available for grant under our 2011 Plan.

### **Compensation Committee Report**

The information contained in this report shall not be deemed to be (1) “soliciting material,” (2) “filed” with the SEC, (3) subject to Regulations 14A or 14C of the Exchange Act, or (4) subject to the liabilities of Section 18 of the Exchange Act. This report shall not be deemed incorporated by

reference into any of our other filings under the Exchange Act or the Securities Act, except to the extent that we specifically incorporate it by reference into such filing.

The Compensation Committee reviewed and discussed with management the disclosure included in the Executive Compensation section of this Proxy Statement. Based on that review and discussions, the Compensation Committee recommended to the Board of Directors that the disclosure included in the Executive Compensation section be included in this Proxy Statement for the year ended December 31, 2016, for filing with the SEC.

*THE COMPENSATION COMMITTEE*

Qingqing Yi (Chairperson)  
Ranjeev Krishana  
Timothy Chen

## DIRECTOR COMPENSATION

Our Board of Directors has adopted an independent director compensation policy that is part of a total compensation package that is designed to enable us to attract and retain, on a long-term basis, high caliber independent directors. Under the policy, all independent directors are paid cash compensation as set forth below:

	<b>Annual Retainer (\$)</b>
<b>Board of Directors:</b>	
All independent directors . . . . .	\$45,000
<b>Audit Committee:</b>	
Chairperson . . . . .	20,000
Non-Chairperson members . . . . .	10,000
<b>Compensation Committee:</b>	
Chairperson . . . . .	15,000
Non-Chairperson members . . . . .	7,500
<b>Nominating and Corporate Governance Committee:</b>	
Chairperson . . . . .	10,000
Non-Chairperson members . . . . .	5,000

Under our independent director compensation policy, each newly appointed or elected independent director is eligible to receive a one-time grant of a non-qualified option to purchase 260,000 ordinary shares. The date of grant is the date he or she first becomes an independent director. These options become exercisable in three equal annual installments during the three years following the grant date, subject to the director’s continued service on the Board of Directors.

In addition, on the date of each annual general meeting of shareholders, each continuing independent director who has served as a director for the previous six months is eligible to receive a non-qualified option to purchase 169,988 ordinary shares. The annual grants become exercisable on the earlier of the one-year anniversary of the date of grant or the date of our next annual general meeting of shareholders, subject to the director’s continued service on the Board.

The foregoing options will have an exercise price equal to one thirteenth of the fair market value of an ADS on the NASDAQ Stock Market on the date of grant and be subject to the terms of the 2016 Plan.

We also reimburse all reasonable out-of-pocket expenses incurred by independent directors in attending board and committee meetings.

The following table sets forth a summary of the compensation we paid to our directors during 2016. Other than as set forth in the table, we did not pay any compensation, make any equity awards or non-equity awards to, or pay any other compensation to, any members of our Board of Directors in 2016. Mr. Oyler, our Founder, Chief Executive Officer and Chairman, receives no compensation for his service as a director and, consequently, is not included in this table. Dr. Xiaodong Wang, Chair of our Scientific Advisory Board, also receives no compensation for his service as a director. The

compensation received by Mr. Oyler as an employee during 2016 is presented in “Summary Compensation Table—2016.”

<u>Name(1)</u>	<u>Fees Earned or Paid in Cash(\$)</u>	<u>Option Awards\$(2)</u>	<u>All Other Compensation(\$)</u>	<u>Total(\$)</u>
Timothy Chen . . . . .	13,125	714,293	—	727,418
Donald W. Glazer . . . . .	13,750	—	—	13,750
Michael Goller . . . . .	12,500	—	—	12,500
Ranjeev Krishana . . . . .	13,125	—	—	13,125
Thomas Malley . . . . .	59,583	656,282	—	715,865
Ke Tang . . . . .	13,750	—	—	13,750
Xiaodong Wang(3) . . . . .	—	—	3,309,776	3,309,776
Qingqing Yi(4) . . . . .	—	—	—	—

- (1) The total number of shares subject to options outstanding as of December 31, 2016 for the independent directors was: Mr. Chen: 460,626 and Mr. Malley: 552,752. None of the other independent directors held options to purchase ordinary shares or any other unvested share-based awards as of December 31, 2016.
- (2) Amounts represent the aggregate grant date fair value, including any incremental fair value, of options granted to our directors in 2016 computed in accordance with FASB ASC Topic 718. The assumptions used in the valuation of these options are consistent with the valuation methodologies specified in the notes to our consolidated financial statements and discussions in “Management’s Discussion and Analysis of Financial Condition and Results of Operations” included in our Annual Report on Form 10-K for the year ended December 31, 2016. The amounts above reflect our aggregate accounting expense for these options and do not necessarily correspond to the actual value that will be recognized by the directors.
- (3) The compensation received by Dr. Wang as a consultant during 2016 consisted of (i) \$100,000 in consulting fees, (ii) \$86,176 in performance-based cash bonus and (iii) an option to purchase 1,613,430 ordinary shares with a grant date fair value of \$3,123,600. As of December 31, 2016, the total number of shares subject to options held by Dr. Wang was 7,112,597. See “Certain Relationships and Related-Party Transactions” for additional information.
- (4) Mr. Yi voluntarily waived the receipt of director compensation in 2016.



## **DELIVERY OF PROXY MATERIALS**

Our Annual Report on Form 10-K for the fiscal year ended December 31, 2016, including audited consolidated financial statements, accompanies this Proxy Statement. Copies of our Annual Report on Form 10-K for the fiscal year ended December 31, 2016 and the exhibits thereto are available from the Company without charge upon written request of a shareholder. Copies of these materials are also available online through the SEC at [www.sec.gov](http://www.sec.gov). The Company may satisfy SEC rules regarding delivery of proxy materials, including this Proxy Statement and the Annual Report, by delivering a single set of proxy materials to an address shared by two or more Company shareholders. This delivery method can result in meaningful cost savings for the Company. In order to take advantage of this opportunity, the Company may deliver only a single set of proxy materials to multiple shareholders who share an address, unless contrary instructions are received prior to the mailing date. Similarly, if you share an address with another shareholder and have received multiple copies of our proxy materials, you may write or call us at the address and phone number below to request delivery of a single copy of the proxy materials in the future. We undertake to deliver promptly upon written or oral request a separate copy of the proxy materials, as requested, to a shareholder at a shared address to which a single copy of the proxy materials was delivered. If you hold ordinary shares as a record shareholder and prefer to receive separate copies of proxy materials either now or in the future, please contact the Company's investor relations department at BeiGene, Ltd., c/o BeiGene USA, Inc., 55 Cambridge Parkway, Suite 700W, Cambridge, MA 02142. If you hold ordinary shares in the form of ADSs through the Depositary or hold ordinary shares through a brokerage firm or bank and you prefer to receive separate copies of proxy materials either now or in the future, please contact the Depositary, your brokerage firm or bank, as applicable.

**EACH SHAREHOLDER IS URGED TO COMPLETE, DATE, SIGN  
AND PROMPTLY RETURN THE ENCLOSED PROXY.**

(This page has been left blank intentionally.)





BeiGene