



**2018 Annual Report**

[uscellular.com](http://uscellular.com)



## DEAR SHAREHOLDERS,

At U.S. Cellular our customer centric approach and high-quality network differentiate us from competitors, and position us to achieve business imperatives designed to create long-term sustainable growth.

In 2018 we grew our postpaid handset customer base and billings per customer, which drove increased revenues and profitability. At the same time, we tightly managed costs throughout the organization while investing in our network to continue providing an exceptional experience for our customers. U.S. Cellular is building on this momentum by focusing on our key objectives for 2019.

**Strengthen and grow our loyal customer base** Last year, we saw low levels of handset churn as a result of high levels of customer loyalty and satisfaction. Customers appreciate the simplicity of our Total Plans, which include choices for unlimited data. They also appreciate the financial safety that comes with our payback feature, which reduces the plan cost when customers use less than three gigabytes of data per line.

We continue to evolve our pricing strategies and promotional plans, taking an even more targeted approach to meet the specific needs of our customers.

We will drive further engagement by rewarding customer loyalty, and offering even greater convenience and personalization. This includes creating a more digital retail experience and making switching to U.S. Cellular easy for new customers.

**Capture new and emerging revenue opportunities** Our short-term initiatives behind capturing new revenue opportunities include optimizing our device portfolio to ensure consumers have access to emerging categories like wearables and connected home devices. These initiatives also include continuing to deliver 4G fixed wireless broadband services to our more rural markets. Further, we are expanding our operating footprint into areas adjacent to our current service territory and expanding our brand's relevancy across other consumer segments.

Our long-term revenue initiatives are centered around the opportunities to provide more advanced services with 5G technologies, which in turn will impact our network and distribution plans.

**Advance our network to meet our customers' evolving needs** Network performance remains a key driver of customer satisfaction and a hallmark of U.S. Cellular's strategic positioning. We will continue to invest in current technologies, 4G and Voice over LTE, to ensure our customers have the high-quality experience they come to expect even as their data usage increases. At the same time, we will begin investing in next generation, 5G technology. Our New England and Mid-Atlantic markets are on track to roll out Voice over LTE in the first half of 2019, and we are targeting our first 5G commercial launches in 2020.

**Maintain expense discipline** We balance competitiveness with profitability through aggressive but economical pricing and promotions. Despite increasing data usage, we still manage to keep system operations costs low through expense management initiatives.

**Build connections through our local presence** At U.S. Cellular, we strive to build a connection with our communities that extends beyond our business activities. Through our annual campaigns, "Future of Good" and "Most Valuable Coach," we use our unique local connections to identify and reward neighborhood heroes and support their efforts to build even better communities.


**Video** To view the video that accompanies this report, please visit [investors.uscellular.com](http://investors.uscellular.com).

**Thank You** We thank our associates for their dedication to our customers and communities. We also want to recognize their hard work and innovation in providing outstanding services, products and experiences to U.S. Cellular customers. Thank you to our shareholders and debtholders for your continuing support of our long-term plans and strategies.

Sincerely,



Kenneth R. Meyers  
President and  
Chief Executive Officer



LeRoy T. Carlson, Jr.  
Chairman

**UNITED STATES CELLULAR CORPORATION**  
**ANNUAL REPORT TO SHAREHOLDERS FOR THE YEAR ENDED DECEMBER 31, 2018**  
**Pursuant to SEC Rule 14a-3**

The following audited financial statements and certain other financial information for the year ended December 31, 2018, represent U.S. Cellular's annual report to shareholders as required by the rules and regulations of the Securities and Exchange Commission (SEC).

The following information was filed with the SEC on February 22, 2019, as Exhibit 13 to U.S. Cellular's Annual Report on Form 10-K for the year ended December 31, 2018. Such information has not been updated or revised since the date it was originally filed with the SEC. Accordingly, you are encouraged to review such information together with any subsequent information that we have filed with the SEC and other publicly available information.



**FINANCIAL REPORTS CONTENTS**

	<b>Page No.</b>
Management's Discussion and Analysis of Financial Condition and Results of Operations	1
Executive Overview	1
Terms used by U.S. Cellular	4
Operational Overview	6
Financial Overview	8
Liquidity and Capital Resources	13
Contractual and Other Obligations	18
Consolidated Cash Flow Analysis	18
Consolidated Balance Sheet Analysis	19
Applications of Critical Accounting Policies and Estimates	20
Other Items	23
Regulatory Matters	23
Private Securities Litigation Reform Act of 1995 Safe Harbor Cautionary Statement	25
Market Risk	28
Supplemental Information Relating to Non-GAAP Financial Measures	30
<b>Financial Statements</b>	<b>33</b>
Consolidated Statement of Operations	33
Consolidated Statement of Cash Flows	34
Consolidated Balance Sheet – Assets	35
Consolidated Balance Sheet – Liabilities and Equity	36
Consolidated Statement of Changes in Equity	37
Notes to Consolidated Financial Statements	40
<b>Reports of Management</b>	<b>71</b>
<b>Report of Independent Registered Public Accounting Firm</b>	<b>73</b>
<b>Selected Consolidated Financial Data</b>	<b>75</b>
<b>Consolidated Quarterly Information (Unaudited)</b>	<b>76</b>
<b>Shareholder Information</b>	<b>77</b>



## EXECUTIVE OVERVIEW

The following Management's Discussion and Analysis (MD&A) should be read in conjunction with the audited consolidated financial statements and notes of United States Cellular Corporation (U.S. Cellular) for the year ended December 31, 2018, and with the description of U.S. Cellular's business included herein. Certain numbers included herein are rounded to millions for ease of presentation; however, certain calculated amounts and percentages are determined using the unrounded numbers.

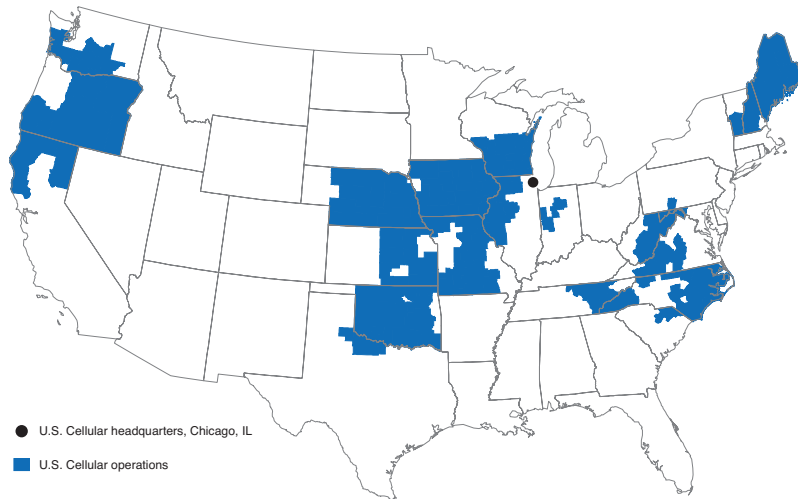
This report contains statements that are not based on historical facts, including the words "believes," "anticipates," "estimates," "expects," "plans," "intends," "projects" and similar expressions. These statements constitute and represent "forward looking statements" as this term is defined in the Private Securities Litigation Reform Act of 1995. Such forward looking statements involve known and unknown risks, uncertainties and other factors that may cause actual results, events or developments to be significantly different from any future results, events or developments expressed or implied by such forward looking statements. See Private Securities Litigation Reform Act of 1995 Safe Harbor Cautionary Statement for additional information.

U.S. Cellular uses certain "non-GAAP financial measures" and each such measure is identified in the MD&A. A discussion of the reason U.S. Cellular determines these metrics to be useful and a reconciliation of these measures to their most directly comparable measures determined in accordance with accounting principles generally accepted in the United States of America (GAAP) are included in the Supplemental Information Relating to Non-GAAP Financial Measures section within the MD&A of this Form 10-K Report.

### General

U.S. Cellular owns, operates, and invests in wireless markets throughout the United States. U.S. Cellular is an 82%-owned subsidiary of Telephone and Data Systems, Inc. (TDS). U.S. Cellular's strategy is to attract and retain wireless customers through a value proposition comprised of a high-quality network, outstanding customer service, and competitive devices, plans, and pricing, all provided with a local focus.

OPERATIONS



- Serves customers with 5.0 million connections including 4.5 million postpaid, 0.5 million prepaid and 0.1 million reseller and other connections
- Operates in 22 states
- Employs approximately 5,600 associates
- 6,531 cell sites including 4,129 owned towers in service

**Financial and Operational Highlights**

The following is a summary of certain selected information contained in the comprehensive MD&A that follows. The overview does not contain all of the information that may be important. You should carefully read the entire MD&A and not rely solely on the highlights.

- Net income attributable to U.S. Cellular shareholders was \$150 million in 2018, compared to \$12 million in 2017. Diluted earnings per share was \$1.72 in 2018 compared to \$0.14 a year ago.
- Total additions to Property, plant and equipment were \$515 million, including expenditures to (i) enhance and maintain U.S. Cellular's network coverage, including continuing to deploy VoLTE technology in certain markets and providing additional capacity to accommodate increased data usage, by current customers; and (ii) invest in information technology to support existing and new services and products.

## Trends and Developments

U.S. Cellular's mission is to provide exceptional wireless communication services which enhance consumers' lives, increase the competitiveness of local businesses, and improve the efficiency of government operations in the mid-sized and rural markets served.

### **Network and Technology:**

- U.S. Cellular continues to devote efforts to enhance its network capabilities. VoLTE technology has been launched successfully in California, Iowa, Oregon, Washington and Wisconsin, and deployments in several additional operating markets will occur in 2019. VoLTE technology allows customers to utilize a 4G LTE network for both voice and data services, and offers enhanced services such as high definition voice and simultaneous voice and data sessions. In addition, the deployment of VoLTE technology expands U.S. Cellular's ability to offer roaming services to other wireless carriers.
- 5G technology is expected to help address customers' growing demand for data services as well as create opportunities for new services requiring high speed and reliability as well as low latency. U.S. Cellular is committed to continuous technology innovation and continues to prepare for deployment of 5G technology beginning in 2019, including commencing a trial utilizing 5G standards and equipment on its core LTE network in the fourth quarter of 2018. U.S. Cellular is partnering with leading companies in the wireless infrastructure and handset ecosystem to provide rich 5G experiences for customers. In addition, in the markets where U.S. Cellular commercially deploys 5G technology, which will include cities and towns large and small, customers using U.S. Cellular's 4G LTE network will experience increased network speed due to U.S. Cellular's modernization efforts.

### **Asset Management:**

- U.S. Cellular assesses its existing wireless interests on an ongoing basis with a goal of improving the competitiveness of its operations and maximizing its long-term return on capital. As part of this strategy, U.S. Cellular actively seeks attractive opportunities to acquire wireless spectrum, including pursuant to FCC auctions. In 2018, U.S. Cellular acquired \$26 million of spectrum licenses through purchase and exchange transactions and divested \$12 million of spectrum licenses covering non-strategic areas through sale and exchange transactions. In October 2018, the FCC announced that U.S. Cellular was a qualified bidder for Auction 101, which covered spectrum licenses that are expected to be used primarily to deliver 5G technology. Auction 101 closed on January 24, 2019 but the results of the auction have not yet been announced.

### **Services and Products:**

- U.S. Cellular's customers are able to choose from a variety of national plans with voice, messaging and data usage options and pricing that are designed to fit different customer needs, usage patterns and budgets. In 2018, U.S. Cellular introduced the Unlimited with Payback plan that provides a monthly bill credit to postpaid customers if they have used less than 3 gigabytes of data per line.
- U.S. Cellular offers a comprehensive range of wireless devices such as handsets, tablets, modems, and hotspots. In addition, U.S. Cellular also offers a wide range of accessories, including wireless basics such as cases, screen protectors, chargers, and memory cards as well as an assortment of consumer electronics such as headphones, smart speakers, wearables and home automation products (e.g. cameras, sensors, and thermostats). U.S. Cellular offers certain of these products for purchase on installment plans, which allow new and existing postpaid customers to purchase these products payable over a specified time period.

## TERMS USED BY U.S. CELLULAR

The following is a list of definitions of certain industry terms that are used throughout this document:

- **4G LTE** – fourth generation Long-Term Evolution, which is a wireless technology that enables more network capacity for more data per user as well as faster access to data compared to third generation (3G) technology.
- **5G** – fifth generation wireless technology that is expected to help address customers' growing demand for data services as well as create opportunities for new services requiring high speed and reliability as well as low latency.
- **Account** – represents an individual or business financially responsible for one or multiple associated connections. An account may include a variety of types of connections such as handsets and connected devices.
- **ASU 2014-09** – the Financial Accounting Standards Board (FASB) Accounting Standards Update (ASU) 2014-09, *Revenue from Contracts with Customers*, including any subsequent modifications to such guidance. This ASU replaces existing revenue recognition rules with a single comprehensive model to use in accounting for revenue arising from contracts with customers.
- **Auctions 101 and 102** – Auction 101 is an FCC auction of 28 GHz spectrum licenses that started in November 2018 and concluded in January 2019. Auction 102 is an FCC auction of 24 GHz spectrum licenses that is expected to start in early 2019. The spectrum auctioned in each of these auctions, referred to as Millimeter Wave spectrum, is expected to be used primarily to deliver 5G technology.
- **Auctions 1000, 1001, and 1002** – Auction 1000 is an FCC auction of 600 MHz spectrum licenses that started in 2016 and concluded in 2017 involving: (1) a “reverse auction” in which broadcast television licensees submitted bids to voluntarily relinquish spectrum usage rights in exchange for payments (referred to as Auction 1001); (2) a “repacking” of the broadcast television bands in order to free up certain broadcast spectrum for other uses; and (3) a “forward auction” of licenses for spectrum cleared through this process to be used for wireless communications (referred to as Auction 1002).
- **Churn Rate** – represents the percentage of the connections that disconnect service each month. These rates represent the average monthly churn rate for each respective period.
- **Connections** – individual lines of service associated with each device activated by a customer. Connections are associated with all types of devices that connect directly to the U.S. Cellular network.
- **Connected Devices** – non-handset devices that connect directly to the U.S. Cellular network. Connected devices include products such as tablets, wearables, modems, and hotspots.
- **EBITDA** – refers to earnings before interest, taxes, depreciation, amortization and accretion and is used in the non-GAAP metric Adjusted EBITDA throughout this document. See Supplemental Information Relating to Non-GAAP Financial Measures within this MD&A for additional information.
- **Eligible Telecommunications Carrier (ETC)** – designation by states for providing specified services in “high cost” areas which enables participation in universal service support mechanisms.
- **Free Cash Flow** – non-GAAP metric defined as Cash flows from operating activities less Cash paid for additions to property, plant and equipment. See Supplemental Information Relating to Non-GAAP Financial Measures within this MD&A for additional information.
- **Gross Additions** – represents the total number of new connections added during the period, without regard to connections that were terminated during that period.
- **Net Additions** – represents the total number of new connections added during the period, net of connections that were terminated during that period.
- **OIBDA** – refers to operating income before depreciation, amortization and accretion and is used in the non-GAAP metric Adjusted OIBDA throughout this document. See Supplemental Information Relating to Non-GAAP Financial Measures within this MD&A for additional information.
- **Partial Economic Areas** – service areas of certain FCC licenses based on geography.

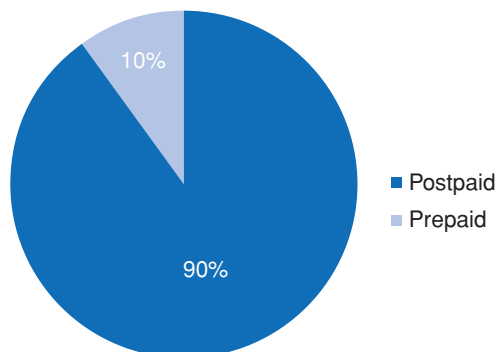


- **Postpaid Average Billings per Account (Postpaid ABPA)** – non-GAAP metric which is calculated by dividing total postpaid service revenues plus equipment installment plan billings by the average number of postpaid accounts and by the number of months in the period. See Supplemental Information Relating to Non-GAAP Financial Measures within this MD&A for additional information.
- **Postpaid Average Billings per User (Postpaid ABPU)** – non-GAAP metric which is calculated by dividing total postpaid service revenues plus equipment installment plan billings by the average number of postpaid connections and by the number of months in the period. See Supplemental Information Relating to Non-GAAP Financial Measures within this MD&A for additional information.
- **Postpaid Average Revenue per Account (Postpaid ARPA)** – metric which is calculated by dividing total postpaid service revenues by the average number of postpaid accounts and by the number of months in the period.
- **Postpaid Average Revenue per User (Postpaid ARPU)** – metric which is calculated by dividing total postpaid service revenues by the average number of postpaid connections and by the number of months in the period.
- **Retail Connections** – the sum of postpaid connections and prepaid connections.
- **Tax Act** – refers to comprehensive federal tax legislation enacted on December 22, 2017, which made broad changes to the U.S. tax code. Now titled H.R.1, the Tax Act was originally identified as the Tax Cuts and Jobs Act of 2017.
- **Universal Service Fund (USF)** – a system of telecommunications collected fees and support payments managed by the FCC intended to promote universal access to telecommunications services in the United States.
- **VoLTE** – Voice over Long-Term Evolution is a technology specification that defines the standards and procedures for delivering voice communications and related services over 4G LTE networks.

## OPERATIONAL OVERVIEW

### Retail Connections Composition

As of December 31, 2018



As of December 31,	2018	2017	2016
<b>Retail Connections – End of Period</b>			
Postpaid	4,472,000	4,518,000	4,482,000
Prepaid	516,000	519,000	484,000
<b>Total</b>	<b>4,988,000</b>	<b>5,037,000</b>	<b>4,966,000</b>

Year Ended December 31,	2018	2017	2016
<b>Postpaid Activity and Churn</b>			
Gross Additions			
Handsets	475,000	490,000	479,000
Connected Devices	150,000	198,000	294,000
<b>Total Gross Additions</b>	<b>625,000</b>	688,000	773,000
Net Additions (Losses)			
Handsets	23,000	38,000	(70,000)
Connected Devices	(69,000)	(2,000)	143,000
<b>Total Net Additions (Losses)</b>	<b>(46,000)</b>	36,000	73,000
Churn			
Handsets	0.98%	0.99%	1.18%
Connected Devices	2.96%	2.52%	2.11%
<b>Total Churn</b>	<b>1.25%</b>	1.21%	1.31%

#### 2018-2017 Commentary

Postpaid net additions decreased in 2018 due primarily to lower gross additions, as well as an increase in tablet churn. The decrease in connected devices gross additions reflects U.S. Cellular's decision to discontinue promotions of heavily discounted tablets in 2018.

#### 2017-2016 Commentary

Postpaid net additions decreased in 2017 mainly due to lower connected devices net additions which reflected both lower tablet gross additions and an increase in tablet churn. The decline in tablet gross additions reflects industry-wide trends including (i) reduced consumer demand for network-connected tablets, and (ii) carriers including U.S. Cellular have curtailed promotions of heavily discounted tablets designed to stimulate demand due to poor economics. The decrease in connected devices net additions was partially offset by an improvement in handsets net additions driven by both higher gross additions and a decrease in churn.

**Postpaid Revenue**

Year Ended December 31,	2018	2017	2016
Average Revenue Per User (ARPU) . . . . .	\$ 44.98	\$ 44.38	\$ 46.96
Average Billings Per User (ABPU) <sup>1</sup> . . . . .	\$ 58.67	\$ 55.60	\$ 56.12
Average Revenue Per Account (ARPA) . . . . .	\$ 118.93	\$ 118.96	\$ 124.09
Average Billings Per Account (ABPA) <sup>1</sup> . . . . .	\$ 155.11	\$ 149.02	\$ 148.29

<sup>1</sup> Postpaid ABPU and Postpaid ABPA are non-GAAP financial measures. Refer to Supplemental Information Relating to Non-GAAP Financial Measures within this MD&A for a reconciliation of these measures.

**2018-2017 Commentary**

On January 1, 2018, U.S Cellular adopted the provisions of ASU 2014-09, using a modified retrospective method. Under this method, the new accounting standard is applied only to the most recent period presented, recognizing the cumulative effect of the accounting change as an adjustment to retained earnings at January 1, 2018. See Note 2 — Revenue Recognition in the Notes to Consolidated Financial Statements for additional details.

Postpaid ARPU increased in 2018 due primarily to several factors including: increases in device protection plan and regulatory recovery revenues as well as having proportionately more handset connections, which on a per-unit basis contribute more revenue than tablet connections. Such factors were partially offset by the impact of adopting the provisions of ASU 2014-09, as well as the impact of overall price reductions on plan offerings. Postpaid ARPA decreased slightly in 2018 due primarily to a decrease in postpaid connections per account driven by higher tablet churn. Application of the new accounting standard had the impact of reducing ARPU and ARPA by \$0.21 and \$0.55, respectively.

Under equipment installment plans, customers pay for their wireless devices in installments over a period of time. In order to show the trend in estimated cash collections from postpaid customer billings for service and equipment, U.S. Cellular has presented Postpaid ABPU and Postpaid ABPA, which are calculated as Postpaid ARPU and Postpaid ARPA plus average monthly installment plan billings per connection and account, respectively.

Postpaid ABPU and ABPA increased in 2018 due primarily to (i) an increase in equipment installment plan billings driven by increased penetration of equipment installment plans and (ii) a higher average price per device sold.

**2017-2016 Commentary**

Postpaid ARPU and Postpaid ARPA decreased in 2017 due primarily to industry-wide price competition resulting in overall price reductions on plan offerings.

Equipment installment plan billings increased in 2017 due to increased penetration of equipment installment plans. Postpaid ABPU decreased in 2017 as the increase in equipment installment plan billings was more than offset by the decline in Postpaid ARPU discussed above. Postpaid ABPA, however, increased slightly in 2017 as the increase in equipment installment plan billings more than offset the decline in Postpaid ARPA discussed above.

## FINANCIAL OVERVIEW

Year Ended December 31,	2018 <sup>1</sup>	2017	2016	2018 vs. 2017	2017 vs. 2016
(Dollars in millions)					
Retail service	\$ 2,623	\$ 2,589	\$ 2,700	1%	(4)%
Inbound roaming	154	129	152	20%	(15)%
Other	201	260	229	(23)%	13%
Service revenues	2,978	2,978	3,081	–	(3)%
Equipment sales	989	912	909	8%	–
Total operating revenues	3,967	3,890	3,990	2%	(3)%
System operations (excluding Depreciation, amortization and accretion reported below)	758	732	760	4%	(4)%
Cost of equipment sold	1,031	1,071	1,081	(4)%	(1)%
Selling, general and administrative	1,388	1,412	1,480	(2)%	(4)%
Depreciation, amortization and accretion	640	615	618	4%	–
Loss on impairment of goodwill	–	370	–	N/M	N/M
(Gain) loss on asset disposals, net	10	17	22	(40)%	(22)%
(Gain) loss on sale of business and other exit costs, net	–	(1)	–	N/M	N/M
(Gain) loss on license sales and exchanges, net	(18)	(22)	(19)	20%	(17)%
Total operating expenses	3,809	4,194	3,942	(9)%	6%
<b>Operating income (loss)</b>	<b>\$ 158</b>	<b>\$ (304)</b>	<b>\$ 48</b>	<b>N/M</b>	<b>N/M</b>
Net income	\$ 164	\$ 15	\$ 49	N/M	(70)%
Adjusted OIBDA (Non-GAAP) <sup>2</sup>	\$ 790	\$ 675	\$ 669	17%	1%
Adjusted EBITDA (Non-GAAP) <sup>2</sup>	\$ 963	\$ 820	\$ 816	17%	1%
Capital expenditures	\$ 515	\$ 469	\$ 446	10%	5%

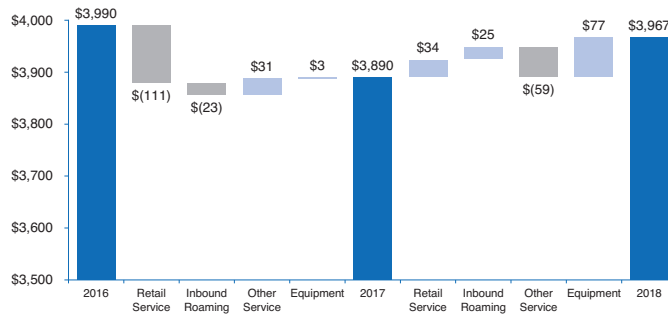
N/M – Percentage change not meaningful

<sup>1</sup> As of January 1, 2018, U.S. Cellular adopted ASU 2014-09 using a modified retrospective approach. Under this method, the new accounting standard is applied only to the most recent period presented. See Note 2 — Revenue Recognition in the Notes to Consolidated Financial Statements for additional information.

<sup>2</sup> Refer to Supplemental Information Relating to Non-GAAP Financial Measures within this MD&A for a reconciliation of this measure.

**Operating Revenues**

(Dollars in millions)



**Service revenues consist of:**

- Retail Service — Charges for access, airtime, recovery of regulatory costs and value added services, including data services and products
- Inbound Roaming — Charges to other wireless carriers whose customers use U.S. Cellular's wireless systems when roaming
- Other Service — Amounts received from the Federal USF and tower rental revenues. Imputed interest on equipment installment plan contracts is included in 2017; however, it is not included in 2018 due to the impact of adopting the provisions of ASU 2014-09

**Equipment revenues consist of:**

- Sales of wireless devices and related accessories to new and existing customers, agents, and third-party distributors

**Key components of changes in the statement of operations line items were as follows:**

**2018-2017 Commentary**

**Total operating revenues**

Retail service revenues increased in 2018 primarily as a result of the changes in Postpaid ARPU as previously discussed in the Operational Overview section.

Inbound roaming revenues increased in 2018 primarily driven by data traffic, with significantly higher usage partially offset by lower rates.

Other service revenues decreased year over year, reflecting the exclusion of imputed interest income in 2018 due to the impact of adopting the provisions of ASU 2014-09. The impact of imputed interest income was \$73 million in 2017. Federal USF revenues remained flat year over year at \$92 million. See the Regulatory Matters section in this MD&A for a description of the Phase II Connect America Mobility Fund (MF2 Order) and its expected impacts on U.S. Cellular's Federal USF support.

Equipment sales revenues increased in 2018 due primarily to the impact of adopting the provisions of ASU 2014-09 and an increase in the average revenue per device sold. Such factors were partially offset by a decrease in the number of devices sold.

See Note 2 — Revenue Recognition in the Notes to Consolidated Financial Statements for additional details on the financial statement impact of ASU 2014-09.

**System operations expenses**

System operations expenses increased in 2018 due primarily to higher maintenance, utility and cell site rent expenses largely reflecting the growth in cell sites and other network facilities as U.S. Cellular continues to add capacity, enhance quality, and deploy new technologies.

**Cost of equipment sold**

Cost of equipment sold decreased in 2018 due primarily to a decrease in the number of devices sold, partially offset by an increase due to a higher average cost per device sold. Loss on equipment, defined as Equipment sales revenues less Cost of equipment sold, was \$42 million and \$159 million for 2018 and 2017, respectively.

**Selling, general and administrative expenses**

Selling, general and administrative expenses decreased in 2018 due primarily to lower sales commissions.



**Depreciation, amortization and accretion**

Depreciation, amortization, and accretion increased in 2018 due to additional network assets being placed into service as well as an increase in amortization expense related to billing system upgrades.

**(Gain) loss on asset disposals, net**

Loss on asset disposals, net decreased primarily as a result of fewer disposals of certain network assets.

**(Gain) loss on license sales and exchanges, net**

Net gains in 2018 and 2017 were due to gains recognized on license sale and exchange transactions with various third parties.

**2017-2016 Commentary****Total operating revenues**

Service revenues decreased as a result of (i) a decrease in retail service revenues driven by industry-wide price competition resulting in overall price reductions on plan offerings; and (ii) a decrease in inbound roaming revenue mainly due to lower roaming rates. Such reductions were partially offset by an increase in imputed interest income due to an increase in the total number of active equipment installment plans.

Federal USF revenue remained flat year over year at \$92 million. See the Regulatory Matters section in this MD&A for a description of the FCC Mobility Fund Phase II Order (MF2 Order) and its expected impacts on U.S. Cellular's current Federal USF support.

Equipment sales revenues increased by a modest amount year over year reflecting an increase in average revenue per device sold, a mix shift to higher end smartphone devices and, to a lesser extent, an increase in accessories revenues. Such increases were almost entirely offset by a decrease in the number of devices sold, a reduction in guarantee liability amortization for equipment installment contracts as a result of changes in plan offerings, and lower device activation fees.

**System operations expenses**

System operations expenses decreased in 2017 as a result of (i) a decrease in customer usage expenses driven mainly by decreased circuit costs; and (ii) a decrease in roaming expenses driven primarily by lower roaming rates, partially offset by increased data roaming usage.

**Cost of equipment sold**

Cost of equipment sold decreased mainly due to a reduction in the number of devices sold partially offset by a mix shift from feature phones and connected devices to higher cost smartphones. Loss on equipment was \$159 million and \$172 million for 2017 and 2016, respectively.

**Selling, general and administrative expenses**

Selling expenses decreased by \$26 million due to lower advertising expenses, including a decrease in sponsorship expenses related to the termination of a naming rights agreement in 2016. Such reductions were partially offset by an increase in commissions expenses.

General and administrative expenses decreased by \$42 million mainly due to lower expenses for bad debts and phone programs, along with reductions in numerous other general and administrative expense categories.

**Loss on impairment of goodwill**

In 2017, U.S. Cellular recorded a \$370 million loss on impairment related to goodwill. See Note 7 – Intangible Assets in the Notes to Consolidated Financial Statements for additional information.

**(Gain) loss on asset disposals, net**

Loss on asset disposals, net decreased primarily as a result of fewer disposals of certain network assets.

**(Gain) loss on license sales and exchanges, net**

The net gains in 2017 and 2016 were due to license exchange transactions with third parties.

**Components of Other Income (Expense)**

Year Ended December 31,	2018	2017	2016	2018 vs. 2017	2017 vs. 2016
(Dollars in millions)					
Operating income (loss)	\$ 158	\$ (304)	\$ 48	N/M	N/M
Equity in earnings of unconsolidated entities	159	137	140	16%	(2)%
Interest and dividend income	15	8	6	83%	40%
Interest expense	(116)	(113)	(113)	(3)%	–
Other, net	(1)	–	1	N/M	(19)%
Total investment and other income	57	32	34	76%	(1)%
Income (loss) before income taxes	215	(272)	82	N/M	N/M
Income tax expense (benefit)	51	(287)	33	N/M	N/M
Net income	164	15	49	N/M	(70)%
Less: Net income attributable to noncontrolling interests, net of tax	14	3	1	N/M	56%
Net income attributable to U.S. Cellular shareholders	\$ 150	\$ 12	\$ 48	N/M	(74)%

N/M – Percentage change not meaningful

**2018-2017 Commentary**

**Equity in earnings of unconsolidated entities**

Equity in earnings of unconsolidated entities represents U.S. Cellular's share of net income from entities in which it has a noncontrolling interest and that are accounted for using the equity method. U.S. Cellular's investment in the Los Angeles SMSA Limited Partnership (LA Partnership) contributed \$77 million and \$66 million in earnings of unconsolidated entities in 2018 and 2017, respectively. See Note 8 — Investments in Unconsolidated Entities in the Notes to Consolidated Financial Statements for additional information.

**Interest and dividend income**

Interest and dividend income increased as a result of an increase in the money market investments balance, classified within Cash and cash equivalents, in 2018.

**Income tax expense (benefit)**

The effective tax rate on Income before income taxes for 2018 was 23.7%, which is consistent with a normalized tax rate inclusive of federal and state tax.

The overall effective tax rate for 2017 was not meaningful due to the effect of the Tax Act combined with the tax impact of the impairment of goodwill, since portions of the goodwill balance are not amortizable for income tax purposes.

See Note 5 – Income Taxes in the Notes to Consolidated Financial Statements for additional information.

**Net income attributable to noncontrolling interests, net of tax**

Net income attributable to noncontrolling interests, net of tax increased in 2018, due primarily to an out-of-period adjustment recorded in the first quarter of 2018. U.S. Cellular determined that this adjustment was not material to any of the periods impacted. See Note 13 — Variable Interest Entities in the Notes to Consolidated Financial Statements for additional information.

**2017-2016 Commentary**

**Equity in earnings of unconsolidated entities**

U.S. Cellular's investment in the Los Angeles SMSA Limited Partnership (LA Partnership) contributed \$66 million and \$71 million to Equity in earnings of unconsolidated entities in 2017 and 2016, respectively. See Note 8 – Investments in Unconsolidated Entities in the Notes to Consolidated Financial Statements for additional information.

**Income tax expense (benefit)**

The overall effective tax rate for 2017 is not meaningful due to the effect of the Tax Act combined with the impaired goodwill, since portions of the goodwill balance are not amortizable for income tax purposes. U.S. Cellular's effective tax rate on Income before taxes for 2016 was 39.7% and was consistent with a normalized tax rate inclusive of federal and state tax — note that the federal statutory rate prior to the Tax Act was 35%.

See Note 5 — Income Taxes in the Notes to Consolidated Financial Statements for additional information.

**Net income attributable to noncontrolling interests, net of tax**

The increase year over year is due to higher income from certain partnerships in 2017.

## LIQUIDITY AND CAPITAL RESOURCES

### Sources of Liquidity

U.S. Cellular operates a capital-intensive business. Historically, U.S. Cellular has used internally-generated funds and also has obtained substantial funds from external sources for general corporate purposes. In the past, U.S. Cellular's existing cash and investment balances, funds available under its revolving credit agreement, receivables securitization agreement, funds from other financing sources, including a term loan and other long-term debt, and cash flows from operating, and certain investing and financing activities, including sales of assets or businesses, provided sufficient liquidity and financial flexibility for U.S. Cellular to meet its normal day-to-day operating needs and debt service requirements, to finance the build-out and enhancement of markets and to fund acquisitions, primarily of spectrum licenses. There is no assurance that this will be the case in the future. See Market Risk for additional information regarding maturities of long-term debt.

Although U.S. Cellular currently has a significant cash balance, U.S. Cellular has incurred negative free cash flow at times in the past and this could occur in the future. However, U.S. Cellular believes that existing cash and investment balances, funds available under its revolving credit agreement, receivables securitization agreement and expected cash flows from operating and investing activities will provide sufficient liquidity for U.S. Cellular to meet its normal day-to-day operating needs and debt service requirements for the coming year.

U.S. Cellular may require substantial additional capital for, among other uses, funding day-to-day operating needs including working capital, acquisitions of providers of wireless telecommunications services, spectrum license or system acquisitions, capital expenditures, debt service requirements, the repurchase of shares, the payment of dividends, or making additional investments. U.S. Cellular plans to participate in spectrum auctions in 2019 (see Regulatory Matters — Millimeter Wave Spectrum Auctions), and expects capital expenditures to increase in 2019 relative to 2018 levels, due primarily to investments to enhance network speed and capacity and begin deploying 5G. It may be necessary from time to time to increase the size of the existing revolving credit agreement, to put in place a new credit agreement, or to obtain other forms of financing in order to fund potential expenditures. U.S. Cellular's liquidity would be adversely affected if, among other things, U.S. Cellular is unable to obtain short- or long-term financing on acceptable terms, U.S. Cellular makes significant spectrum license purchases, the LA Partnership discontinues or significantly reduces distributions compared to historical levels, or Federal USF and/or other regulatory support payments decline.

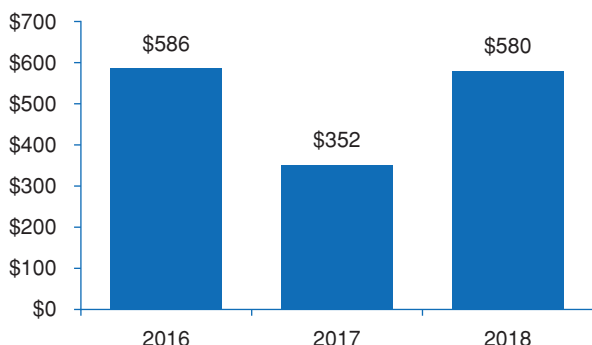
U.S. Cellular's credit rating currently is sub-investment grade. There can be no assurance that sufficient funds will continue to be available to U.S. Cellular or its subsidiaries on terms or at prices acceptable to U.S. Cellular. Insufficient cash flows from operating activities, changes in U.S. Cellular's credit ratings, defaults of the terms of debt or credit agreements, uncertainty of access to capital, deterioration in the capital markets, reduced regulatory capital at banks which in turn limits their ability to borrow and lend, other changes in the performance of U.S. Cellular or in market conditions or other factors could limit or restrict the availability of financing on terms and prices acceptable to U.S. Cellular, which could require U.S. Cellular to reduce its acquisition, capital expenditure and business development programs, reduce the acquisition of spectrum licenses, and/or reduce or cease share repurchases and/or the payment of dividends. Any of the foregoing developments would have an adverse impact on U.S. Cellular's business, financial condition or results of operations. U.S. Cellular cannot provide assurance that circumstances that could have a material adverse effect on its liquidity or capital resources will not occur.

## Cash and Cash Equivalents

Cash and cash equivalents include cash and money market investments. The primary objective of U.S. Cellular's Cash and cash equivalents is for use in its operations and acquisition, capital expenditure and business development programs.

### Cash and Cash Equivalents

(Dollars in millions)



At December 31, 2018, U.S. Cellular's Cash and cash equivalents totaled \$580 million compared to \$352 million and \$586 million at December 31, 2017 and December 31, 2016, respectively.

The majority of U.S. Cellular's Cash and cash equivalents is held in bank deposit accounts and in money market funds that purchase only debt issued by the U.S. Treasury or U.S. government agencies across a range of eligible money market investments that may include, but are not limited to, government agency repurchase agreements, government agency debt, U.S. Treasury repurchase agreements, U.S. Treasury debt, and other securities collateralized by U.S. government obligations. U.S. Cellular monitors the financial viability of the money market funds and direct investments in which it invests and believes that the credit risk associated with these investments is low.

## Financing

### Revolving Credit Agreement

U.S. Cellular has an unsecured revolving credit agreement available for general corporate purposes including spectrum purchases and capital expenditures. In May 2018, U.S. Cellular entered into a new \$300 million revolving credit agreement with certain lenders and other parties. Amounts under the revolving credit agreement may be borrowed, repaid and reborrowed from time to time until maturity in May 2023. As a result of the new agreement, U.S. Cellular's previous revolving credit agreement due to expire in June 2021 was terminated. As of December 31, 2018, there were no outstanding borrowings under the revolving credit agreement, except for letters of credit, and U.S. Cellular's unused capacity under its revolving credit agreement was \$298 million. The continued availability of the revolving credit agreement requires U.S. Cellular to comply with certain negative and affirmative covenants, maintain certain financial ratios and provide representations on certain matters at the time of each borrowing. U.S. Cellular believes it was in compliance as of December 31, 2018, with all of the financial covenants and requirements set forth in its revolving credit agreement. See Financial Covenants below.

See Note 11 — Debt in the Notes to Consolidated Financial Statements for additional information regarding the revolving credit agreement.

### Term Loan

In January 2015, U.S. Cellular entered into an unsecured senior term loan credit agreement. In July 2015, U.S. Cellular borrowed the full amount of \$225 million available under this agreement in two separate draws. This term loan credit agreement was amended and restated in June 2016, and further amended in May 2018. Principal reductions are due and payable in quarterly installments of \$3 million beginning in March 2016 through December 2021, and the remaining unpaid balance will be due and payable in January 2022. This agreement was entered into for general corporate purposes, including working capital, spectrum purchases and capital expenditures.

The continued availability of the term loan agreement requires U.S. Cellular to comply with certain negative and affirmative covenants, maintain certain financial ratios and make representations regarding certain matters at the time of each borrowing, that are substantially the same as those in U.S. Cellular's revolving credit agreement described above.



U.S. Cellular believes that it was in compliance as of December 31, 2018, with all of the financial covenants and requirements set forth in the term loan agreement. See Financial Covenants below.

See Note 11 — Debt in the Notes to Consolidated Financial Statements for additional information regarding the term loan.

#### ***Receivables Securitization Agreement***

In December 2017, U.S. Cellular, through its subsidiaries, entered into a \$200 million credit agreement to permit securitized borrowings using its equipment installment receivables for general corporate purposes. U.S. Cellular entered into a performance guaranty whereby U.S. Cellular guarantees the performance of certain wholly-owned subsidiaries of U.S. Cellular under the agreement. Amounts under the receivables securitization agreement may be borrowed, repaid and reborrowed from time to time until maturity in December 2019, which may be extended from time to time as specified therein. As of December 31, 2018, there were no outstanding borrowings under the receivables securitization agreement, and the entire unused capacity of \$200 million was available, subject to sufficient collateral to satisfy the asset borrowing base provisions of the agreement. As of December 31, 2018, the USCC Master Note Trust (Trust) held \$63 million of assets available to be pledged as collateral for the receivables securitization agreement. The continued availability of the receivables securitization agreement requires U.S. Cellular to comply with certain negative and affirmative covenants, maintain certain financial ratios and provide representations on certain matters at the time of each borrowing. U.S. Cellular believes that it was in compliance as of December 31, 2018, with all of the financial covenants and requirements set forth in its receivables securitization agreement. See Financial Covenants below.

See Note 11 — Debt in the Notes to Consolidated Financial Statements for additional information regarding the receivables securitization agreement.

#### ***Financial Covenants***

As noted above, the revolving credit agreement, senior term loan agreement and receivables securitization agreement require U.S. Cellular to comply with certain affirmative and negative covenants, which include certain financial covenants. In particular, under these agreements, U.S. Cellular is required to maintain the Consolidated Interest Coverage Ratio at a level not lower than 3.00 to 1.00 as of the end of any fiscal quarter. U.S. Cellular also is required to maintain the Consolidated Leverage Ratio at a level not to exceed 3.25 to 1.00 as of the end of any fiscal quarter through June 30, 2019. From July 1, 2019 and thereafter, the Consolidated Leverage Ratio is not to exceed 3.00 to 1.00 as of the end of any fiscal quarter. U.S. Cellular believes that it was in compliance as of December 31, 2018, with all such financial covenants.

#### ***Other Long-Term Financing***

U.S. Cellular has an effective shelf registration statement on Form S-3 to issue senior or subordinated debt securities. The proceeds from any such issuance may be used for general corporate purposes, including: the possible reduction of other short-term or long-term debt; spectrum purchases; capital expenditures; in connection with acquisition, construction and development programs; for working capital; to provide additional investments in subsidiaries; or the repurchase of shares. The U.S. Cellular shelf registration statement permits U.S. Cellular to issue at any time and from time to time senior or subordinated debt securities in one or more offerings, up to the amount registered, which is currently \$500 million. The ability of U.S. Cellular to complete an offering pursuant to such shelf registration statement is subject to market conditions and other factors at the time.

U.S. Cellular believes that it was in compliance as of December 31, 2018, with all covenants and other requirements set forth in the U.S. Cellular long-term debt indentures. The U.S. Cellular long-term debt indentures do not include any financial covenants. U.S. Cellular has not failed to make nor does it expect to fail to make any scheduled payment of principal or interest under such indentures.

The total long-term debt principal payments due for the next five years are \$205 million, which represent 12% of the total gross long-term debt obligation at December 31, 2018. Refer to Market Risk — Long-Term Debt for additional information regarding required principal payments and the weighted average interest rates related to U.S. Cellular's Long-term debt.

U.S. Cellular, at its discretion, may from time to time seek to retire or purchase its outstanding debt through cash purchases and/or exchanges for other securities, in open market purchases, privately negotiated transactions, tender offers, exchange offers or otherwise. Such repurchases or exchanges, if any, will depend on prevailing market conditions, liquidity requirements, contractual restrictions and other factors. The amounts involved may be material.

See Note 11 — Debt in the Notes to Consolidated Financial Statements for additional information on long-term financing.

**Credit Ratings**

In certain circumstances, U.S. Cellular's interest cost on its revolving credit and term loan agreements may be subject to increase if its current credit ratings from nationally recognized credit rating agencies are lowered, and may be subject to decrease if the ratings are raised. U.S. Cellular's agreements do not cease to be available nor do the maturity dates accelerate solely as a result of a downgrade in credit rating. However, a downgrade in U.S. Cellular's credit rating could adversely affect its ability to renew the agreements or obtain access to other credit agreements in the future.

U.S. Cellular is rated at sub-investment grade. U.S. Cellular's credit ratings as of December 31, 2018, and the dates such ratings were re-affirmed were as follows:

Rating Agency	Rating	Outlook
Moody's (re-affirmed September 2018)	Ba1	stable outlook
Standard & Poor's (re-affirmed October 2018)	BB	stable outlook
Fitch Ratings (re-affirmed April 2018)	BB+	stable outlook

**Capital Requirements**

The discussion below is intended to highlight some of the significant cash outlays expected during 2019 and beyond and to highlight the spending incurred in prior years for these items. This discussion does not include cash required to fund normal operations, and is not a comprehensive list of capital requirements. Significant cash requirements that are not routine or in the normal course of business could arise from time to time.

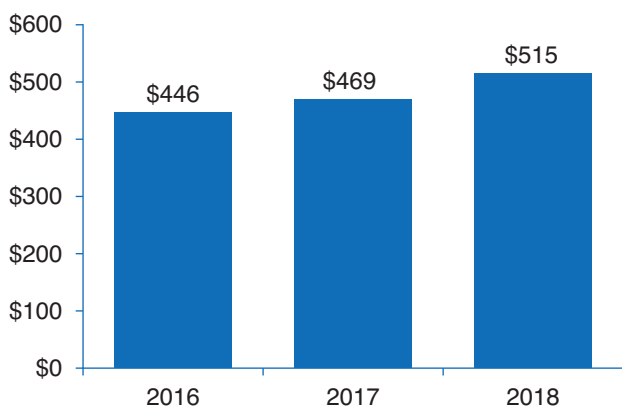
**Capital Expenditures**

U.S. Cellular makes substantial investments to acquire, construct and upgrade wireless telecommunications networks and facilities to remain competitive and as a basis for creating long-term value for shareholders. In recent years, rapid changes in technology and new opportunities (such as 4G LTE and VoLTE technology) have required substantial investments in potentially revenue-enhancing and cost-saving upgrades of U.S. Cellular's networks to remain competitive; this is expected to continue in 2019 and future years with the deployment of 5G technology and the continued deployment of VoLTE.

Capital expenditures (i.e., additions to property, plant and equipment and system development expenditures), which include the effects of accruals and capitalized interest, in 2018, 2017 and 2016 were as follows:

**Capital Expenditures**

(Dollars in millions)



U.S. Cellular's capital expenditures in 2018 were \$515 million compared to \$469 million in 2017 and \$446 million in 2016. In 2018, these capital expenditures were used for the following purposes:

- Enhance and maintain U.S. Cellular's network coverage, including continuing to deploy VoLTE technology in certain markets and providing additional capacity to accommodate increased data usage by current customers; and
- Invest in information technology to support existing and new services and products.

U.S. Cellular's capital expenditures for 2019 are expected to be between \$625 million and \$725 million. In addition to the purposes listed above, these expenditures are expected to be used to enhance network speed and begin deploying 5G technology.

U.S. Cellular plans to finance its capital expenditures program for 2019 using primarily Cash flows from operating activities, existing cash balances and, if required, its receivables securitization and/or revolving credit agreements.

**Acquisitions, Divestitures and Exchanges**

U.S. Cellular may be engaged from time to time in negotiations (subject to all applicable regulations) relating to the acquisition, divestiture or exchange of companies, properties or wireless spectrum. In general, U.S. Cellular may not disclose such transactions until there is a definitive agreement. U.S. Cellular assesses its existing wireless interests on an ongoing basis with a goal of improving the competitiveness of its operations and maximizing its long-term return on capital. As part of this strategy, U.S. Cellular actively seeks attractive opportunities to acquire wireless spectrum, including pursuant to FCC auctions.

In July 2016, the FCC announced U.S. Cellular as a qualified bidder in the FCC's forward auction of 600 MHz spectrum licenses, referred to as Auction 1002. In April 2017, the FCC announced by way of public notice that U.S. Cellular was the winning bidder for 188 licenses for an aggregate purchase price of \$329 million. Prior to commencement of the forward auction, U.S. Cellular made an upfront payment to the FCC of \$143 million in June 2016. U.S. Cellular paid the remaining \$186 million to the FCC and was granted the licenses during the second quarter of 2017.

Total cash payments for acquisitions of licenses were \$8 million, \$189 million and \$196 million in 2018, 2017 and 2016, respectively. The 2016 amount includes the \$143 million deposit that was made to the FCC.

U.S. Cellular also may seek to divest outright or include in exchanges for other wireless interests those interests that are not strategic to its long-term success. Total Cash received from divestitures and exchanges was \$24 million, \$21 million and \$21 million in 2018, 2017 and 2016, respectively.

**Variable Interest Entities**

U.S. Cellular consolidates certain "variable interest entities" as defined under GAAP. See Note 13 — Variable Interest Entities in the Notes to Consolidated Financial Statements for additional information related to these variable interest entities. U.S. Cellular may elect to make additional capital contributions and/or advances to these variable interest entities in future periods in order to fund their operations.

**Common Share Repurchase Program**

U.S. Cellular has repurchased and expects to continue to repurchase its Common Shares, subject to its repurchase program. Share repurchases made under this program were as follows:

Year Ended December 31,	2018	2017	2016
Number of shares . . . . .	—	—	154,449
Average cost per share . . . . .	\$ —	\$ —	\$ 34.55
Dollar amount (in millions) . . . . .	\$ —	\$ —	\$ 5

Depending on its future financial performance, construction, development and acquisition programs, and available sources of financing, U.S. Cellular may not have sufficient liquidity or capital resources to make significant share repurchases. Therefore, there is no assurance that U.S. Cellular will make any significant share repurchases in the future.

For additional information related to the current repurchase authorization, see Note 15 — Common Shareholders' Equity in the Notes to Consolidated Financial Statements.

**Off-Balance Sheet Arrangements**

U.S. Cellular had no transactions, agreements or other contractual arrangements with unconsolidated entities involving "off-balance sheet arrangements," as defined by SEC rules, that had or are reasonably likely to have a material current or future effect on its financial condition, results of operations, liquidity, capital expenditures or capital resources.

## CONTRACTUAL AND OTHER OBLIGATIONS

At December 31, 2018, the resources required for contractual obligations were as follows:

	Total	Payments Due by Period			
		Less Than 1 Year	1 - 3 Years	3 - 5 Years	More Than 5 Years
(Dollars in millions)					
Long-term debt obligations <sup>1</sup>	\$ 1,666	\$ 18	\$ 29	\$ 158	\$ 1,461
Interest payments on long-term debt obligations	3,469	111	221	204	2,933
Operating leases <sup>2</sup>	1,403	154	271	209	769
Capital leases	14	1	1	1	11
Purchase obligations <sup>3</sup>	1,545	1,296	180	45	24
	\$ 8,097	\$ 1,580	\$ 702	\$ 617	\$ 5,198

<sup>1</sup> Includes current and long-term portions of debt obligations. The total long-term debt obligation differs from Total long-term debt, net due to capital leases, debt issuance costs, unamortized discounts related to the 6.7% Senior Notes, and unamortized discounts related to the Installment payment agreement. See Note 11 — Debt in the Notes to Consolidated Financial Statements for additional information.

<sup>2</sup> Includes future lease costs related to office space, retail sites, cell sites and equipment. See Note 12 — Commitments and Contingencies in the Notes to Consolidated Financial Statements for additional information.

<sup>3</sup> Includes obligations payable under non-cancellable contracts, commitments for device purchases, network facilities and transport services, agreements for software licensing, long-term marketing programs, as well as certain agreements to purchase goods or services. Where applicable, U.S. Cellular calculates its obligation based on termination fees that can be paid to exit the contract.

The table above excludes potential liabilities related to “unrecognized tax benefits” as defined by GAAP because U.S. Cellular is unable to predict the outcome or period of settlement of such liabilities. Such unrecognized tax benefits were \$48 million at December 31, 2018. See Note 5 — Income Taxes in the Notes to Consolidated Financial Statements for additional information on unrecognized tax benefits.

See Note 12 — Commitments and Contingencies in the Notes to Consolidated Financial Statements for additional information.

## CONSOLIDATED CASH FLOW ANALYSIS

U.S. Cellular operates a capital- and marketing-intensive business. U.S. Cellular makes substantial investments to acquire wireless licenses and properties and to construct and upgrade wireless telecommunications networks and facilities as a basis for creating long-term value for shareholders. In recent years, rapid changes in technology and new opportunities have required substantial investments in potentially revenue-enhancing and cost-saving upgrades to U.S. Cellular's networks. U.S. Cellular utilizes cash on hand, cash from operating activities, cash proceeds from divestitures and dispositions of investments, and short-term and long-term debt financing to fund its acquisitions (including spectrum licenses), construction costs, operating expenses and share repurchases. Cash flows may fluctuate from quarter to quarter and year to year due to seasonality, the timing of acquisitions and divestitures, capital expenditures and other factors. The following discussion summarizes U.S. Cellular's cash flow activities in 2018, 2017 and 2016.

### 2018 Commentary

U.S. Cellular's Cash, cash equivalents and restricted cash increased \$231 million in 2018. Net cash provided by operating activities was \$709 million in 2018 due to net income of \$164 million plus non-cash items of \$605 million and distributions received from unconsolidated entities of \$152 million, including \$68 million in distributions from the LA Partnership. This was partially offset by changes in working capital items which decreased net cash by \$212 million. The working capital changes were influenced primarily by a \$149 million increase in equipment installment plan receivables, which are expected to continue to increase and further require the use of working capital in the near term. The adoption of ASU 2014-09 on January 1, 2018, caused fluctuations in working capital items in the Consolidated Balance Sheet; however, the adoption of ASU 2014-09 had no impact on the Consolidated Statement of Cash Flows.

Cash flows used for investing activities were \$464 million. Cash paid in 2018 for additions to property, plant and equipment totaled \$512 million. This was partially offset by cash received from the redemption of short-term Treasury bills of \$50 million.

Cash flows used for financing activities were \$14 million, reflecting ordinary activity such as the scheduled repayments of debt.

### **2017 Commentary**

U.S. Cellular's Cash, cash equivalents and restricted cash decreased \$234 million in 2017. Net cash provided by operating activities was \$469 million in 2017 due to net income of \$15 million plus non-cash items of \$598 million (including a \$370 million loss on impairment of goodwill and a \$365 million decrease in the deferred income tax liability) and distributions received from unconsolidated entities of \$136 million, including \$62 million in distributions from the LA Partnership. This was partially offset by changes in working capital items which decreased net cash by \$280 million. The working capital changes were due primarily to a \$261 million increase in equipment installment plan receivables.

Cash flows used for investing activities were \$683 million. Cash paid in 2017 for additions to property, plant and equipment totaled \$465 million. Cash paid for licenses was \$189 million which included the remaining \$186 million due to the FCC for licenses U.S. Cellular won in Auction 1002. Cash paid for investments was \$50 million which included the purchase of short-term Treasury bills. This was partially offset by Cash received from divestitures and exchanges of \$21 million.

Cash flows used for financing activities were \$20 million, primarily for scheduled repayments of debt.

### **2016 Commentary**

U.S. Cellular's Cash, cash equivalents and restricted cash decreased \$129 million in 2016. Net cash provided by operating activities was \$501 million in 2016 due to net income of \$49 million plus non-cash items of \$609 million and distributions received from unconsolidated entities of \$93 million, including \$29 million in distributions from the LA Partnership. This was partially offset by changes in working capital items which decreased cash by \$250 million. The working capital changes were due primarily to a \$246 million increase in equipment installment plan receivables.

The net cash provided by operating activities was offset by cash flows used for investing activities of \$618 million. Cash paid in 2016 for additions to property, plant and equipment totaled \$443 million. In June 2016, U.S. Cellular made a deposit of \$143 million to the FCC for its participation in Auction 1002. Cash paid for acquisitions and licenses in 2016 was \$53 million partially offset by Cash received from divestitures and exchanges of \$21 million.

Cash flows used for financing activities were \$12 million in 2016, reflecting ordinary activity such as scheduled repayments of debt.

## **CONSOLIDATED BALANCE SHEET ANALYSIS**

The following discussion addresses certain captions in the consolidated balance sheet and changes therein. This discussion is intended to highlight the significant changes and is not intended to fully reconcile the changes. Changes in financial condition during 2018 were as follows:

### **Cash and cash equivalents**

See the Consolidated Cash Flow Analysis above for a discussion of cash and cash equivalents.

### **Short-term investments**

Short-term investments decreased \$33 million due to the maturity of U.S. Treasury Bills with original maturities of six months partially offset by the purchase of additional U.S. Treasury Bills.

### **Accounts receivable — customers and agents**

Accounts receivable — customers and agents increased \$133 million due primarily to an increase in equipment installment plan receivables as well as ceasing to record deferred imputed interest as a result of the adoption of ASU 2014-09. See Note 2 — Revenue Recognition in the Notes to Consolidated Financial Statements for additional information.



**Assets held for sale**

Assets held for sale increased \$44 million due primarily to the transfer of Licenses to Assets held for sale as a result of sale and exchange agreements that U.S. Cellular entered into in 2018. These agreements closed in the first quarter of 2019.

**Other assets and deferred charges**

Other assets and deferred charges increased \$189 million due primarily to the creation of contract cost assets as a result of the adoption of ASU 2014-09. See Note 2 — Revenue Recognition in the Notes to Consolidated Financial Statements for additional information.

**Customer deposits and deferred revenues**

Customer deposits and deferred revenues decreased \$28 million due primarily to the reclassification of certain deferred revenues to Other current assets to reflect the net contract position for each customer contract on the Consolidated Balance Sheet as required by ASU 2014-09, which was adopted on January 1, 2018. See Note — Revenue Recognition in the Notes to Consolidated Financial Statements for additional information.

**Accrued taxes**

Accrued taxes decreased \$26 million due primarily to the benefit of federal bonus depreciation on qualified assets.

**Other deferred liabilities and credits**

Other deferred liabilities and credits increased \$52 million due primarily to an increase in asset retirement obligations as well as the creation of contract liabilities as a result of the adoption of ASU 2014-09. See Note 2 — Revenue Recognition in the Notes to Consolidated Financial Statements for additional information.

**Treasury shares**

Treasury shares decreased \$55 million due primarily to restricted stock units vesting and the exercise of stock options.

## APPLICATION OF CRITICAL ACCOUNTING POLICIES AND ESTIMATES

U.S. Cellular prepares its consolidated financial statements in accordance with GAAP. U.S. Cellular's significant accounting policies are discussed in detail in Note 1 — Summary of Significant Accounting Policies and Recent Accounting Pronouncements and Note 2 — Revenue Recognition in the Notes to Consolidated Financial Statements.

Management believes the application of the following critical accounting policies and the estimates required by such application reflect its most significant judgments and estimates used in the preparation of U.S. Cellular's consolidated financial statements. Management has discussed the development and selection of each of the following accounting policies and related estimates and disclosures with the Audit Committee of U.S. Cellular's Board of Directors.

**Wireless Licenses**

Licenses represent a significant component of U.S. Cellular's consolidated assets. Licenses are considered to be indefinite-lived assets and, therefore, are not amortized but rather are tested annually for impairment. Significant negative events, such as changes in any of the assumptions described below as well as decreases in forecasted cash flows, could result in an impairment in future periods. Licenses are tested for impairment at the level of reporting referred to as a unit of accounting.

U.S. Cellular performs its annual impairment assessment of Licenses as of November 1 of each year, or more frequently if there are events or circumstances that cause U.S. Cellular to believe the carrying value of Licenses exceeds their fair value on a more likely than not basis. For purposes of its impairment testing of Licenses, U.S. Cellular separated its FCC licenses into eight units of accounting. The eight units of accounting consisted of one unit of accounting for developed operating market licenses (built licenses) and seven geographic non-operating market licenses (unbuilt licenses). U.S. Cellular performed a qualitative impairment assessment in 2018, and a quantitative impairment assessment in 2017, to determine whether an impairment existed.

In 2018, U.S. Cellular considered several qualitative factors, including analysts' estimates of license values which contemplated recent spectrum auction results, recent U.S. Cellular and other market participant transactions and other industry and market factors. Based on this assessment, U.S. Cellular concluded that it was more likely than not that the

fair value of the licenses in each unit of accounting exceeded their respective carrying values. Therefore, no impairment of licenses existed and no Step 1 quantitative impairment evaluation was completed.

In 2017, a market approach was used to value the spectrum license portfolio. Within each unit of accounting, the licenses were segregated by type and by similar geographical area. The market approach develops an indication of fair value by calculating estimated market values using observable license purchase and auction transactions as a basis for such values for each pool of licenses. The sum of the fair values of the discrete pools represents the estimated fair value of U.S. Cellular's licenses. Based on the assessment, the fair values of the license units of accounting exceeded their respective carrying values by amounts ranging from 16% to greater than 100%. Therefore, no impairment of licenses existed.

See Note 7 — Intangible Assets in the Notes to Consolidated Financial Statements for information related to Licenses activity in 2018 and 2017.

### Income Taxes

U.S. Cellular is included in a consolidated federal income tax return with other members of the TDS consolidated group. TDS and U.S. Cellular are parties to a Tax Allocation Agreement which provides that U.S. Cellular and its subsidiaries be included with the TDS affiliated group in a consolidated federal income tax return and in state income or franchise tax returns in certain situations. For financial statement purposes, U.S. Cellular and its subsidiaries calculate their income, income tax and credits as if they comprised a separate affiliated group. Under the Tax Allocation Agreement between TDS and U.S. Cellular, U.S. Cellular remits its applicable income tax payments to TDS.

The amounts of income tax assets and liabilities, the related income tax provision and the amount of unrecognized tax benefits are critical accounting estimates because such amounts are significant to U.S. Cellular's financial condition and results of operations.

The preparation of the consolidated financial statements requires U.S. Cellular to calculate a provision for income taxes. This process involves estimating the actual current income tax liability together with assessing temporary differences resulting from the different treatment of items for tax purposes. These temporary differences result in deferred income tax assets and liabilities, which are included in U.S. Cellular's Consolidated Balance Sheet. U.S. Cellular must then assess the likelihood that deferred income tax assets will be realized based on future taxable income and, to the extent management believes that realization is not likely, establish a valuation allowance. Management's judgment is required in determining the provision for income taxes, deferred income tax assets and liabilities and any valuation allowance that is established for deferred income tax assets.

U.S. Cellular recognizes the tax benefit from an uncertain tax position only if it is more likely than not that the tax position will be sustained on examination by the taxing authorities based on the technical merits of the position. The tax benefits recognized in the financial statements from such a position are measured based on management's judgment as to the possible outcome that has a greater than 50% cumulative likelihood of being realized upon ultimate resolution.

See Note 5 — Income Taxes in the Notes to Consolidated Financial Statements for details regarding U.S. Cellular's income tax provision, deferred income taxes and liabilities, valuation allowances and unrecognized tax benefits, including information regarding estimates that impact income taxes.

### Equipment Installment Plans

U.S. Cellular sells devices and certain accessories to customers under installment contracts over a specified time period and, under certain of these plans, offers the customer a trade-in right. Customers on an installment contract who elect to trade-in the device will receive a credit in the amount of the outstanding balance of the installment contract, provided the customer trades-in an eligible used device in good working condition and purchases a new device from U.S. Cellular. Equipment revenue under these contracts is recognized at the time the device is delivered to the customer for the amount allocated to the equipment under ASU 2014-09. See Note 4 — Equipment Installment Plans in the Notes to Consolidated Financial Statements for additional information.

#### *Trade-In Right*

U.S. Cellular values the trade-in right as a guarantee liability. This liability is initially measured at fair value and is determined based on assumptions including the probability and timing of the customer upgrading to a new device and the fair value of the device being traded-in at the time of trade-in. U.S. Cellular reevaluates its estimate of the guarantee

liability quarterly. A significant change in any of the aforementioned assumptions used to compute the guarantee liability would impact the amount of revenue recognized under these plans and the timing thereof. In 2018 and 2017, U.S. Cellular assumed the earliest contractual time of trade-in, or the minimum amount of payments as specified in the device installment contract, for all customers on installment contracts with trade-in rights.

When a customer exercises the trade-in option, both the outstanding receivable and guarantee liability balances related to the respective devices are reduced to zero, and the value of the used device that is received in the transaction is recognized as inventory. If the customer does not exercise the trade-in option at the time of eligibility, U.S. Cellular begins amortizing the liability and records this amortization as additional equipment revenue.

*Allowance for doubtful accounts*

U.S. Cellular maintains an allowance for doubtful accounts for estimated losses that result from the failure of its customers to make payments due under the equipment installment plans and accessory installment plans. The allowance is estimated based on historical experience, account aging and other factors that could affect collectability. When it is probable that an account balance will not be collected, the account balance is charged against the allowance for doubtful accounts. To the extent that actual loss experience differs significantly from historical trends, the required allowance amounts could differ from the original estimates.

## OTHER ITEMS

### Inflation

Management believes that inflation affects U.S. Cellular's business to no greater or lesser extent than the general economy.

### Seasonality

U.S. Cellular's profitability historically has been lower in the fourth quarter as a result of significant marketing and promotional activity during the holiday season.

### Recently Issued Accounting Pronouncements

See Note 1 — Summary of Significant Accounting Policies and Recent Accounting Pronouncements in the Notes to Consolidated Financial Statements for information on recently issued accounting pronouncements.

### Certain Relationships and Related Transactions

See Note 18 — Certain Relationships and Related Transactions in the Notes to Consolidated Financial Statements.

## REGULATORY MATTERS

### FCC Mobility Fund Phase II Order

In October 2011, the FCC adopted its USF/Intercarrier Compensation Transformation Order (USF Order). Pursuant to this order, U.S. Cellular's then current Federal USF support was to be phased down at the rate of 20% per year beginning July 1, 2012. The USF Order contemplated the establishment of a new mobile USF program (i.e., the Phase II Connect America Mobility Fund or "MF2") and provided for a pause in the phase down if that program was not timely implemented by July 2014. MF2 was not operational as of July 2014 and, therefore, as provided by the USF Order, the phase down was suspended at 60% of the baseline amount until such time as the FCC had taken steps to establish the MF2. In February 2017, the FCC adopted the MF2 Order addressing the framework for MF2 and the resumption of the phase down. The MF2 Order establishes a support fund of \$453 million annually for ten years to be distributed through a market-based, multi-round reverse auction. For areas that receive support under MF2, legacy support to MF2 Auction winners will terminate and be replaced with MF2 support effective the first day of the month following release of the public notice closing the auction. Legacy support in areas where the legacy support recipient is not an MF2 winner will be subject to phase down over two years unless there is no winner in a particular census block, in which case it will be continued for one legacy support recipient only. The MF2 Order further states that the phase down of legacy support for areas that were not eligible for support under MF2 will commence on the first day of the month following the completion of the auction and will conclude two years later.

In August 2017, the FCC adopted the MF2 Challenge Process Order, which laid out procedures for establishing areas that would be eligible for support under the MF2 program. This included a collection process to be followed by a challenge window, a challenge response window, and finally adjudication of any coverage disputes. In September 2017, the FCC issued a public notice initiating the collection of 4G LTE coverage data. Responses submitting the collected data were due on January 4, 2018.

On February 27, 2018, the FCC issued public notices providing detailed challenge procedures and a schedule for the challenge process. Pursuant to these notices, the challenge window began on March 29, 2018, and closed on November 26, 2018. Under the MF2 Challenge Process Order, no earlier than thirty days after the FCC processes the challenges, the FCC would open a thirty-day challenge response window. Following the challenge response window, the FCC would then adjudicate any disputes. This entire process must be completed before an auction can be commenced.

On December 7, 2018, the FCC announced that it is investigating whether one or more carriers had violated the MF2 mapping rules and submitted incorrect maps. Pending the outcome of this investigation, the FCC suspended the challenge process.

U.S. Cellular cannot predict at this time when the MF2 auction will occur, when the phase down period for its existing legacy support from the Federal USF will commence, or whether the MF2 auction will provide opportunities to U.S. Cellular to offset any loss in existing support.

### **FCC Rulemaking — Restoring Internet Freedom**

In December 2017, the FCC approved rules reversing or revising decisions made in the FCC's 2015 Open Internet and Title II Order (Restoring Internet Freedom). The 2017 action reversed the FCC's 2015 decision to reclassify Broadband Internet Access Services as telecommunications services subject to regulation under Title II of the Telecommunications Act. The 2017 action also reversed the FCC's 2015 restrictions on blocking, throttling and paid prioritization, and modified transparency rules relating to such practices. Parties are pursuing legal proceedings challenging the 2017 actions. U.S. Cellular cannot predict the outcome of these proceedings or the impact on its business.

A number of states, including certain states in which U.S. Cellular operates, have adopted or considered laws intended to reinstate aspects of the foregoing net neutrality regulations that were reversed or revised by the FCC in 2017. To the extent such laws are enacted, it is expected that legal proceedings will be pursued challenging such laws. U.S. Cellular cannot predict the outcome of these proceedings or the impact on its business.

### **Millimeter Wave Spectrum Auctions**

At its open meeting on August 2, 2018, the FCC adopted a public notice establishing procedures for two auctions of spectrum licenses in the 28 GHz and 24 GHz bands. The 28 GHz auction (Auction 101) commenced on November 14, 2018 and closed on January 24, 2019. Auction 101 offered two 425 MHz licenses in the 28 GHz band over portions of the United States that do not have incumbent licensees. The 24 GHz auction (Auction 102) will offer up to seven 100 MHz licenses in the 24 GHz band in Partial Economic Areas covering most of the United States. Upfront payments for Auction 102 were due by February 19, 2019, and bidding in Auction 102 is scheduled to begin on March 14, 2019. U.S. Cellular filed applications to participate in both auctions on September 18, 2018, and was announced as a qualified bidder for Auction 101 on October 31, 2018. The FCC has not announced qualified bidders for Auction 102.

Also, at the open meeting on August 2, 2018, the FCC adopted a Further Notice of Proposed Rulemaking in preparation for an additional Millimeter Wave auction offering licenses in the 37, 39 and 47 GHz bands. FCC statements indicate plans to hold this auction in the second half of 2019.



## PRIVATE SECURITIES LITIGATION REFORM ACT OF 1995 SAFE HARBOR CAUTIONARY STATEMENT

This Management's Discussion and Analysis of Financial Condition and Results of Operations and other sections of this Annual Report contain statements that are not based on historical facts and represent forward-looking statements, as this term is defined in the Private Securities Litigation Reform Act of 1995. All statements, other than statements of historical facts, that address activities, events or developments that U.S. Cellular intends, expects, projects, believes, estimates, plans or anticipates will or may occur in the future are forward-looking statements. The words "believes," "anticipates," "estimates," "expects," "plans," "intends," "projects" and similar expressions are intended to identify these forward-looking statements, but are not the exclusive means of identifying them. Such forward-looking statements involve known and unknown risks, uncertainties and other factors that may cause actual results, events or developments to be significantly different from any future results, events or developments expressed or implied by such forward-looking statements. Such risks, uncertainties and other factors include, but are not limited to, those set forth below. See "Risk Factors" in U.S. Cellular's Annual Report on Form 10-K for the year ended December 31, 2018, for a further discussion of these risks. Each of the following risks could have a material adverse effect on U.S. Cellular's business, financial condition or results of operations. However, such factors are not necessarily all of the important factors that could cause actual results, performance or achievements to differ materially from those expressed in, or implied by, the forward-looking statements contained in this document. Other unknown or unpredictable factors also could have material adverse effects on future results, performance or achievements. U.S. Cellular undertakes no obligation to update publicly any forward-looking statements whether as a result of new information, future events or otherwise. Readers should evaluate any statements in light of these important factors.

- *Intense competition in the markets in which U.S. Cellular operates could adversely affect U.S. Cellular's revenues or increase its costs to compete.*
- *A failure by U.S. Cellular to successfully execute its business strategy (including planned acquisitions, spectrum acquisitions, divestitures and exchanges) or allocate resources or capital effectively could have an adverse effect on U.S. Cellular's business, financial condition or results of operations.*
- *Uncertainty in U.S. Cellular's future cash flow and liquidity or the inability to access capital, deterioration in the capital markets, other changes in U.S. Cellular's performance or market conditions, changes in U.S. Cellular's credit ratings or other factors could limit or restrict the availability of financing on terms and prices acceptable to U.S. Cellular, which could require U.S. Cellular to reduce its construction, development or acquisition programs, reduce the amount of spectrum licenses acquired, and/or reduce or cease share repurchases.*
- *U.S. Cellular has a significant amount of indebtedness which could adversely affect its financial performance and in turn adversely affect its ability to make payments on its indebtedness, comply with terms of debt covenants and incur additional debt.*
- *Changes in roaming practices or other factors could cause U.S. Cellular's roaming revenues to decline from current levels, roaming expenses to increase from current levels and/or impact U.S. Cellular's ability to service its customers in geographic areas where U.S. Cellular does not have its own network, which could have an adverse effect on U.S. Cellular's business, financial condition or results of operations.*
- *A failure by U.S. Cellular to obtain access to adequate radio spectrum to meet current or anticipated future needs and/or to accurately predict future needs for radio spectrum could have an adverse effect on U.S. Cellular's business, financial condition or results of operations.*
- *To the extent conducted by the FCC, U.S. Cellular may participate in FCC auctions for additional spectrum or for funding in certain Universal Service programs in the future directly or indirectly and, during certain periods, will be subject to the FCC's anti-collusion rules, which could have an adverse effect on U.S. Cellular.*
- *Failure by U.S. Cellular to timely or fully comply with any existing applicable legislative and/or regulatory requirements or changes thereto could adversely affect U.S. Cellular's business, financial condition or results of operations.*
- *An inability to attract people of outstanding talent throughout all levels of the organization, to develop their potential through education and assignments, and to retain them by keeping them engaged, challenged and properly rewarded could have an adverse effect on U.S. Cellular's business, financial condition or results of operations.*

- U.S. Cellular's assets and revenue are concentrated in the U.S. wireless telecommunications industry. Consequently, its operating results may fluctuate based on factors related primarily to conditions in this industry.
- U.S. Cellular's smaller scale relative to larger competitors that may have greater financial and other resources than U.S. Cellular could cause U.S. Cellular to be unable to compete successfully, which could adversely affect its business, financial condition or results of operations.
- Changes in various business factors, including changes in demand, customer preferences and perceptions, price competition, churn from customer switching activity and other factors, could have an adverse effect on U.S. Cellular's business, financial condition or results of operations.
- Advances or changes in technology could render certain technologies used by U.S. Cellular obsolete, could put U.S. Cellular at a competitive disadvantage, could reduce U.S. Cellular's revenues or could increase its costs of doing business.
- Complexities associated with deploying new technologies present substantial risk and U.S. Cellular investments in unproven technologies may not produce the benefits that U.S. Cellular expects.
- U.S. Cellular receives regulatory support and is subject to numerous surcharges and fees from federal, state and local governments, and the applicability and the amount of the support and fees are subject to great uncertainty, which could have an adverse effect on U.S. Cellular's business, financial condition or results of operations.
- Performance under device purchase agreements could have a material adverse impact on U.S. Cellular's business, financial condition or results of operations.
- Changes in U.S. Cellular's enterprise value, changes in the market supply or demand for wireless licenses, adverse developments in the business or the industry in which U.S. Cellular is involved and/or other factors could require U.S. Cellular to recognize impairments in the carrying value of its licenses and/or physical assets.
- Costs, integration problems or other factors associated with acquisitions, divestitures or exchanges of properties or licenses and/or expansion of U.S. Cellular's business could have an adverse effect on U.S. Cellular's business, financial condition or results of operations.
- A failure by U.S. Cellular to complete significant network construction and systems implementation activities as part of its plans to improve the quality, coverage, capabilities and capacity of its network, support and other systems and infrastructure could have an adverse effect on its operations.
- Difficulties involving third parties with which U.S. Cellular does business, including changes in U.S. Cellular's relationships with or financial or operational difficulties of key suppliers or independent agents and third party national retailers who market U.S. Cellular's services, could adversely affect U.S. Cellular's business, financial condition or results of operations.
- U.S. Cellular has significant investments in entities that it does not control. Losses in the value of such investments could have an adverse effect on U.S. Cellular's financial condition or results of operations.
- A failure by U.S. Cellular to maintain flexible and capable telecommunication networks or information technology, or a material disruption thereof, could have an adverse effect on U.S. Cellular's business, financial condition or results of operations.
- U.S. Cellular has experienced and, in the future, expects to experience cyber-attacks or other breaches of network or information technology security of varying degrees on a regular basis, which could have an adverse effect on U.S. Cellular's business, financial condition or results of operations.
- Changes in facts or circumstances, including new or additional information, could require U.S. Cellular to record adjustments to amounts reflected in the financial statements, which could have an adverse effect on U.S. Cellular's business, financial condition or results of operations.
- Disruption in credit or other financial markets, a deterioration of U.S. or global economic conditions or other events could, among other things, impede U.S. Cellular's access to or increase the cost of financing its operating and investment activities and/or result in reduced revenues and lower operating income and cash flows, which would have an adverse effect on U.S. Cellular's business, financial condition or results of operations.

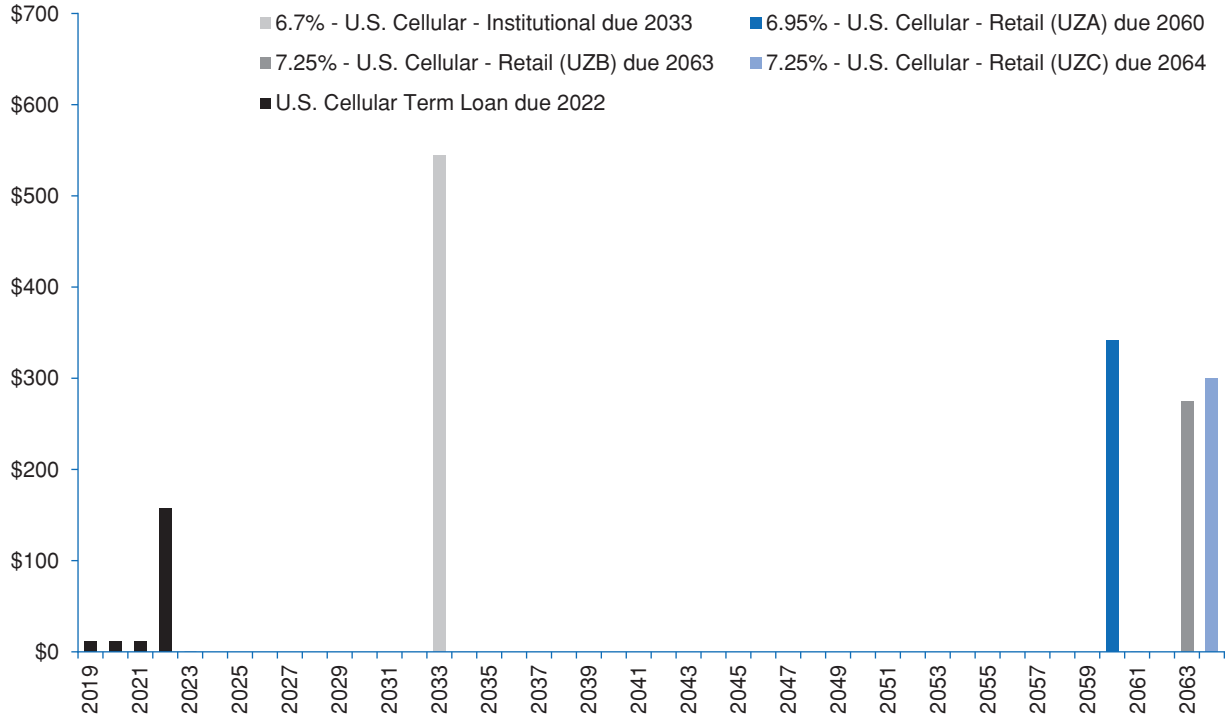
- *Settlements, judgments, restraints on its current or future manner of doing business and/or legal costs resulting from pending and future litigation could have an adverse effect on U.S. Cellular's business, financial condition or results of operations.*
- *The possible development of adverse precedent in litigation or conclusions in professional studies to the effect that radio frequency emissions from wireless devices and/or cell sites cause harmful health consequences, including cancer or tumors, or may interfere with various electronic medical devices such as pacemakers, could have an adverse effect on U.S. Cellular's business, financial condition or results of operations.*
- *Claims of infringement of intellectual property and proprietary rights of others, primarily involving patent infringement claims, could prevent U.S. Cellular from using necessary technology to provide products or services or subject U.S. Cellular to expensive intellectual property litigation or monetary penalties, which could have an adverse effect on U.S. Cellular's business, financial condition or results of operations.*
- *There are potential conflicts of interests between TDS and U.S. Cellular.*
- *Certain matters, such as control by TDS and provisions in the U.S. Cellular Restated Certificate of Incorporation, may serve to discourage or make more difficult a change in control of U.S. Cellular or have other consequences.*
- *The market price of U.S. Cellular's Common Shares is subject to fluctuations due to a variety of factors.*
- *Any of the foregoing events or other events could cause revenues, earnings, capital expenditures and/or any other financial or statistical information to vary from U.S. Cellular's forward-looking estimates by a material amount.*

## MARKET RISK

### Long-Term Debt

As of December 31, 2018, the majority of U.S. Cellular's long-term debt was in the form of fixed-rate notes with remaining maturities ranging up to 46 years. Fluctuations in market interest rates can lead to significant fluctuations in the fair value of these fixed-rate notes.

The following chart presents the scheduled principal payments on long-term debt by maturity dates at December 31, 2018:



The following table presents the scheduled principal payments on long-term debt, capital lease obligations and other installment arrangements, and the related weighted average interest rates by maturity dates at December 31, 2018:

	<b>Principal Payments Due by Period</b>	
	<b>Long-Term Debt Obligations<sup>1</sup></b>	<b>Weighted-Avg. Interest Rates on Long-Term Debt Obligations<sup>2</sup></b>
(Dollars in millions)		
2019 . . . . .	\$ 19	3.3%
2020 . . . . .	19	3.3%
2021 . . . . .	11	5.1%
2022 . . . . .	158	5.0%
2023 . . . . .	—	6.8%
Thereafter . . . . .	1,464	7.0%
Total . . . . .	<u>\$ 1,671</u>	6.7%

<sup>1</sup> The total long-term debt obligation differs from Long-term debt in the Consolidated Balance Sheet due to unamortized debt issuance costs on all non-revolving debt instruments, unamortized discounts related to the 6.7% Senior Notes, and unamortized discounts related to the Installment payment agreement. See Note 11 — Debt in the Notes to Consolidated Financial Statements for additional information.

<sup>2</sup> Represents the weighted average interest rates at December 31, 2018, for debt maturing in the respective periods.

**Fair Value of Long-Term Debt**

At December 31, 2018 and 2017, the estimated fair value of long-term debt obligations, excluding capital lease obligations, other installment arrangements, the current portion of such long-term debt and debt financing costs, was \$1,561 million and \$1,652 million, respectively. See Note 3 — Fair Value Measurements in the Notes to Consolidated Financial Statements for additional information.

**Other Market Risk Sensitive Instruments**

The substantial majority of U.S. Cellular's other market risk sensitive instruments (as defined in Item 305 of SEC Regulation S-K) are short-term, including Cash and cash equivalents. Accordingly, U.S. Cellular believes that a significant change in interest rates would not have a material effect on such other market risk sensitive instruments.

## SUPPLEMENTAL INFORMATION RELATING TO NON-GAAP FINANCIAL MEASURES

U.S. Cellular sometimes uses information derived from consolidated financial information but not presented in its financial statements prepared in accordance with U.S. GAAP to evaluate the performance of its business. Certain of these measures are considered "non-GAAP financial measures" under U.S. Securities and Exchange Commission Rules. Specifically, U.S. Cellular has referred to the following measures in this Form 10-K Report:

- EBITDA
- Adjusted EBITDA
- Adjusted OIBDA
- Free cash flow
- Postpaid ABPU
- Postpaid ABPA

Following are explanations of each of these measures:

### **EBITDA, Adjusted EBITDA and Adjusted OIBDA**

EBITDA, Adjusted EBITDA and Adjusted OIBDA are defined as net income adjusted for the items set forth in the reconciliation below. EBITDA, Adjusted EBITDA and Adjusted OIBDA are not measures of financial performance under GAAP and should not be considered as alternatives to Net income or Cash flows from operating activities, as indicators of cash flows or as measures of liquidity. U.S. Cellular does not intend to imply that any such items set forth in the reconciliation below are non-recurring, infrequent or unusual; such items may occur in the future.

Management uses Adjusted EBITDA and Adjusted OIBDA as measurements of profitability and, therefore, reconciliations to Net income and Operating income are deemed appropriate. Management believes Adjusted EBITDA and Adjusted OIBDA are useful measures of U.S. Cellular's operating results before significant recurring non-cash charges, gains and losses, and other items as presented below as they provide additional relevant and useful information to investors and other users of U.S. Cellular's financial data in evaluating the effectiveness of its operations and underlying business trends in a manner that is consistent with management's evaluation of business performance. Adjusted EBITDA shows adjusted earnings before interest, taxes, depreciation, amortization and accretion, and gains and losses, while Adjusted OIBDA reduces this measure further to exclude Equity in earnings of unconsolidated entities and Interest and dividend income in order to more effectively show the performance of operating activities excluding investment activities. The following table reconciles EBITDA, Adjusted EBITDA and Adjusted OIBDA to the corresponding GAAP measures, Net income and Operating income.

## MANAGEMENT'S DISCUSSION AND ANALYSIS OF FINANCIAL CONDITION AND RESULTS OF OPERATIONS

	2018 <sup>1</sup>	2017	2016
(Dollars in millions)			
<b>Net income (GAAP)</b> . . . . .	<b>\$ 164</b>	\$ 15	\$ 49
Add back or deduct:			
Income tax expense (benefit) . . . . .	51	(287)	33
Interest expense . . . . .	116	113	113
Depreciation, amortization and accretion . . . . .	640	615	618
<b>EBITDA (Non-GAAP)</b> . . . . .	<b>971</b>	456	813
Add back or deduct:			
Loss on impairment of goodwill . . . . .	-	370	-
(Gain) loss on asset disposals, net . . . . .	10	17	22
(Gain) loss on sale of business and other exit costs, net . . . . .	-	(1)	-
(Gain) loss on license sales and exchanges, net . . . . .	(18)	(22)	(19)
<b>Adjusted EBITDA (Non-GAAP)</b> . . . . .	<b>963</b>	820	816
Deduct:			
Equity in earnings of unconsolidated entities . . . . .	159	137	140
Interest and dividend income . . . . .	15	8	6
Other, net . . . . .	(1)	-	1
<b>Adjusted OIBDA (Non-GAAP)</b> . . . . .	<b>790</b>	675	669
Deduct:			
Depreciation, amortization and accretion . . . . .	640	615	618
Loss on impairment of goodwill . . . . .	-	370	-
(Gain) loss on asset disposals, net . . . . .	10	17	22
(Gain) loss on sale of business and other exit costs, net . . . . .	-	(1)	-
(Gain) loss on license sales and exchanges, net . . . . .	(18)	(22)	(19)
<b>Operating income (loss) (GAAP)</b> . . . . .	<b>\$ 158</b>	\$ (304)	\$ 48

<sup>1</sup> As of January 1, 2018, U.S. Cellular adopted ASU 2014-09 using a modified retrospective approach. Under this method, the new accounting standard is applied only to the most recent period presented. See Note 2 — Revenue Recognition in the Notes to Consolidated Financial Statements for additional information.

### Free Cash Flow

The following table presents Free cash flow. Free cash flow is a non-GAAP financial measure which U.S. Cellular believes may be useful to investors and other users of its financial information in evaluating liquidity, specifically, the amount of net cash generated by business operations after deducting Cash paid for additions to property, plant and equipment.

	2018	2017	2016
(Dollars in millions)			
<b>Cash flows from operating activities (GAAP)</b> . . . . .	<b>\$ 709</b>	\$ 469	\$ 501
Less: Cash paid for additions to property, plant and equipment . . . . .	512	465	443
<b>Free cash flow (Non-GAAP)</b> . . . . .	<b>\$ 197</b>	\$ 4	\$ 58



**Postpaid ABPU and Postpaid ABPA**

U.S. Cellular presents Postpaid ABPU and Postpaid ABPA to reflect the revenue shift from Service revenues to Equipment sales resulting from the increased adoption of equipment installment plans. Postpaid ABPU and Postpaid ABPA, as previously defined, are non-GAAP financial measures which U.S. Cellular believes are useful to investors and other users of its financial information in showing trends in both service and equipment sales revenues received from customers.

	2018 <sup>1</sup>		2017		2016
<i>(Dollars and connection counts in millions)</i>					
<i>Calculation of Postpaid ARPU</i>					
Postpaid service revenues . . . . .	\$ 2,417	\$	2,389	\$	2,517
Average number of postpaid connections . . . . .	4.48		4.49		4.47
Number of months in period . . . . .	12		12		12
<b>Postpaid ARPU (GAAP metric)</b> . . . . .	<b>\$ 44.98</b>	\$	44.38	\$	46.96
<i>Calculation of Postpaid ABPU</i>					
Postpaid service revenues . . . . .	\$ 2,417	\$	2,389	\$	2,517
Equipment installment plan billings . . . . .	735		604		491
Total billings to postpaid connections . . . . .	\$ 3,152	\$	2,993	\$	3,008
Average number of postpaid connections . . . . .	4.48		4.49		4.47
Number of months in period . . . . .	12		12		12
Postpaid ABPU (Non-GAAP metric) . . . . .	\$ 58.67	\$	55.60	\$	56.12
<i>Calculation of Postpaid ARPA</i>					
Postpaid service revenues . . . . .	\$ 2,417	\$	2,389	\$	2,517
Average number of postpaid accounts . . . . .	1.69		1.67		1.69
Number of months in period . . . . .	12		12		12
<b>Postpaid ARPA (GAAP metric)</b> . . . . .	<b>\$ 118.93</b>	\$	118.96	\$	124.09
<i>Calculation of Postpaid ABPA</i>					
Postpaid service revenues . . . . .	\$ 2,417	\$	2,389	\$	2,517
Equipment installment plan billings . . . . .	735		604		491
Total billings to postpaid accounts . . . . .	\$ 3,152	\$	2,993	\$	3,008
Average number of postpaid accounts . . . . .	1.69		1.67		1.69
Number of months in period . . . . .	12		12		12
Postpaid ABPA (Non-GAAP metric) . . . . .	\$ 155.11	\$	149.02	\$	148.29

Numbers may not foot due to rounding

<sup>1</sup> As of January 1, 2018, U.S. Cellular adopted ASU 2014-09 using a modified retrospective approach. Under this method, the new accounting standard is applied only to the most recent period presented. See Note 2 — Revenue Recognition in the Notes to Consolidated Financial Statements for additional information.

## FINANCIAL STATEMENTS

Year Ended December 31,	2018	2017	2016
(Dollars and shares in millions, except per share amounts)			
<b>Operating revenues</b>			
Service . . . . .	\$ 2,978	\$ 2,978	\$ 3,081
Equipment sales . . . . .	989	912	909
Total operating revenues . . . . .	<b>3,967</b>	3,890	3,990
<b>Operating expenses</b>			
System operations (excluding Depreciation, amortization and accretion reported below) . . . . .	758	732	760
Cost of equipment sold . . . . .	1,031	1,071	1,081
Selling, general and administrative (including charges from affiliates of \$86 million, \$85 million and \$94 million in 2018, 2017 and 2016) . . . . .	1,388	1,412	1,480
Depreciation, amortization and accretion . . . . .	640	615	618
Loss on impairment of goodwill . . . . .	-	370	-
(Gain) loss on asset disposals, net . . . . .	10	17	22
(Gain) loss on sale of business and other exit costs, net . . . . .	-	(1)	-
(Gain) loss on license sales and exchanges, net . . . . .	(18)	(22)	(19)
Total operating expenses . . . . .	<b>3,809</b>	4,194	3,942
<b>Operating income (loss)</b> . . . . .	<b>158</b>	(304)	48
<b>Investment and other income (expense)</b>			
Equity in earnings of unconsolidated entities . . . . .	159	137	140
Interest and dividend income . . . . .	15	8	6
Interest expense . . . . .	(116)	(113)	(113)
Other, net . . . . .	(1)	-	1
Total investment and other income . . . . .	<b>57</b>	32	34
<b>Income (loss) before income taxes</b> . . . . .	<b>215</b>	(272)	82
Income tax expense (benefit) . . . . .	51	(287)	33
<b>Net income</b> . . . . .	<b>164</b>	15	49
Less: Net income attributable to noncontrolling interests, net of tax . . . . .	14	3	1
<b>Net income attributable to U.S. Cellular shareholders</b> . . . . .	<b>\$ 150</b>	\$ 12	\$ 48
<b>Basic weighted average shares outstanding</b> . . . . .	<b>86</b>	85	85
<b>Basic earnings per share attributable to U.S. Cellular shareholders</b> . . . . .	<b>\$ 1.75</b>	\$ 0.14	\$ 0.56
<b>Diluted weighted average shares outstanding</b> . . . . .	<b>87</b>	86	85
<b>Diluted earnings per share attributable to U.S. Cellular shareholders</b> . . . . .	<b>\$ 1.72</b>	\$ 0.14	\$ 0.56

The accompanying notes are an integral part of these consolidated financial statements.

UNITED STATES CELLULAR CORPORATION CONSOLIDATED STATEMENT OF CASH FLOWS

Year Ended December 31,	2018	2017	2016
(Dollars in millions)			
<b>Cash flows from operating activities</b>			
Net income	\$ 164	\$ 15	\$ 49
Add (deduct) adjustments to reconcile net income to net cash flows from operating activities			
Depreciation, amortization and accretion	640	615	618
Bad debts expense	95	89	96
Stock-based compensation expense	37	30	26
Deferred income taxes, net	(3)	(365)	6
Equity in earnings of unconsolidated entities	(159)	(137)	(140)
Distributions from unconsolidated entities	152	136	93
Loss on impairment of goodwill	–	370	–
(Gain) loss on asset disposals, net	10	17	22
(Gain) loss on license sales and exchanges, net	(18)	(22)	(19)
Other operating activities	3	1	–
Changes in assets and liabilities from operations			
Accounts receivable	(39)	(68)	(23)
Equipment installment plans receivable	(149)	(261)	(246)
Inventory	(4)	–	8
Accounts payable	3	(14)	48
Customer deposits and deferred revenues	7	(3)	(54)
Accrued taxes	(39)	26	40
Other assets and liabilities	9	40	(23)
Net cash provided by operating activities	709	469	501
<b>Cash flows from investing activities</b>			
Cash paid for additions to property, plant and equipment	(512)	(465)	(443)
Cash paid for licenses	(8)	(189)	(53)
Cash received for investments	50	–	–
Cash paid for investments	(17)	(50)	–
Cash received from divestitures and exchanges	24	21	21
Federal Communications Commission deposit	–	–	(143)
Other investing activities	(1)	–	–
Net cash used in investing activities	(464)	(683)	(618)
<b>Cash flows from financing activities</b>			
Repayment of long-term debt	(19)	(14)	(11)
Common shares reissued for benefit plans, net of tax payments	18	1	6
Common shares repurchased	–	–	(5)
Distributions to noncontrolling interests	(6)	(4)	(1)
Other financing activities	(7)	(3)	(1)
Net cash used in financing activities	(14)	(20)	(12)
<b>Net increase (decrease) in cash, cash equivalents and restricted cash</b>	<b>231</b>	<b>(234)</b>	<b>(129)</b>
<b>Cash, cash equivalents and restricted cash</b>			
Beginning of period	352	586	715
End of period	\$ 583	\$ 352	\$ 586

The accompanying notes are an integral part of these consolidated financial statements.

UNITED STATES CELLULAR CORPORATION CONSOLIDATED BALANCE SHEET — ASSETS

December 31,	2018	2017
(Dollars in millions)		
<b>Current assets</b>		
Cash and cash equivalents . . . . .	\$ 580	\$ 352
Short-term investments . . . . .	17	50
Accounts receivable		
Customers and agents, less allowances of \$66 and \$55, respectively . . . . .	908	775
Roaming . . . . .	20	26
Affiliated . . . . .	2	1
Other, less allowances of \$2 and \$1, respectively . . . . .	46	41
Inventory, net . . . . .	142	138
Prepaid expenses . . . . .	63	79
Other current assets . . . . .	34	21
<b>Total current assets</b> . . . . .	<b>1,812</b>	<b>1,483</b>
<b>Assets held for sale</b> . . . . .	<b>54</b>	<b>10</b>
<b>Licenses</b> . . . . .	<b>2,186</b>	<b>2,223</b>
<b>Investments in unconsolidated entities</b> . . . . .	<b>441</b>	<b>415</b>
<b>Property, plant and equipment</b>		
In service and under construction . . . . .	7,778	7,628
Less: Accumulated depreciation and amortization . . . . .	5,576	5,308
Property, plant and equipment, net . . . . .	2,202	2,320
<b>Other assets and deferred charges</b> . . . . .	<b>579</b>	<b>390</b>
<b>Total assets</b> <sup>1</sup> . . . . .	<b>\$ 7,274</b>	<b>\$ 6,841</b>

The accompanying notes are an integral part of these consolidated financial statements.

UNITED STATES CELLULAR CORPORATION CONSOLIDATED BALANCE SHEET — LIABILITIES AND EQUITY

December 31,	2018	2017
(Dollars and shares in millions, except per share amounts)		
<b>Current liabilities</b>		
Current portion of long-term debt . . . . .	\$ 19	\$ 18
Accounts payable		
Affiliated . . . . .	9	8
Trade . . . . .	304	302
Customer deposits and deferred revenues . . . . .	157	185
Accrued taxes . . . . .	30	56
Accrued compensation . . . . .	78	74
Other current liabilities . . . . .	94	90
Total current liabilities . . . . .	691	733
<b>Liabilities held for sale</b> . . . . .	1	—
<b>Deferred liabilities and credits</b>		
Deferred income tax liability, net . . . . .	510	461
Other deferred liabilities and credits . . . . .	389	337
<b>Long-term debt, net</b> . . . . .	1,605	1,622
<b>Commitments and contingencies</b> . . . . .		
<b>Noncontrolling interests with redemption features</b> . . . . .	11	1
<b>Equity</b>		
U.S. Cellular shareholders' equity		
Series A Common and Common Shares		
Authorized 190 shares (50 Series A Common and 140 Common Shares)		
Issued 88 shares (33 Series A Common and 55 Common Shares)		
Outstanding 86 shares (33 Series A Common and 53 Common Shares) and 85 shares		
(33 Series A Common and 52 Common Shares), respectively		
Par Value (\$1.00 per share) (\$33 Series A Common and \$55 Common Shares) . . . . .	88	88
Additional paid-in capital . . . . .	1,590	1,552
Treasury shares, at cost, 2 and 3 Common Shares, respectively . . . . .	(65)	(120)
Retained earnings . . . . .	2,444	2,157
Total U.S. Cellular shareholders' equity . . . . .	4,057	3,677
Noncontrolling interests . . . . .	10	10
Total equity . . . . .	4,067	3,687
<b>Total liabilities and equity</b> <sup>1</sup> . . . . .	<b>\$ 7,274</b>	<b>\$ 6,841</b>

<sup>1</sup> The consolidated total assets as of December 31, 2018 and 2017, include assets held by consolidated variable interest entities (VIEs) of \$868 million and \$785 million, respectively, which are not available to be used to settle the obligations of U.S. Cellular. The consolidated total liabilities as of December 31, 2018 and 2017, include certain liabilities of consolidated VIEs of \$23 million and \$24 million, respectively, for which the creditors of the VIEs have no recourse to the general credit of U.S. Cellular. See Note 13 — Variable Interest Entities for additional information.

The accompanying notes are an integral part of these consolidated financial statements.

UNITED STATES CELLULAR CORPORATION CONSOLIDATED STATEMENT OF CHANGES IN EQUITY

	U.S. Cellular Shareholders						Total equity
	Series A Common and Common shares	Additional paid-in capital	Treasury shares	Retained earnings	U.S. Cellular shareholders' equity	Noncontrolling interests	
<b>December 31, 2017</b>	<b>88</b>	<b>\$ 1,552</b>	<b>\$ (120)</b>	<b>\$ 2,157</b>	<b>\$ 3,677</b>	<b>\$ 10</b>	<b>\$ 3,687</b>
Cumulative effect of accounting change	—	—	—	175	175	1	176
Net income attributable to U.S. Cellular shareholders	—	—	—	150	150	—	150
Net income attributable to noncontrolling interests classified as equity	—	—	—	—	—	2	2
Incentive and compensation plans	—	1	55	(38)	18	—	18
Stock-based compensation awards	—	37	—	—	37	—	37
Distributions to noncontrolling interests	—	—	—	—	—	(3)	(3)
<b>December 31, 2018</b>	<b>88</b>	<b>\$ 1,590</b>	<b>\$ (65)</b>	<b>\$ 2,444</b>	<b>\$ 4,057</b>	<b>\$ 10</b>	<b>\$ 4,067</b>

(Dollars in millions)

The accompanying notes are an integral part of these consolidated financial statements.

UNITED STATES CELLULAR CORPORATION CONSOLIDATED STATEMENT OF CHANGES IN EQUITY

	U.S. Cellular Shareholders						Total equity
	Series A Common and Common shares	Additional paid-in capital	Treasury shares	Retained earnings	U.S. Cellular shareholders' equity	Noncontrolling interests	
(Dollars in millions)							
<b>December 31, 2016</b>	<b>88</b>	<b>\$ 1,522</b>	<b>\$ (136)</b>	<b>\$ 2,160</b>	<b>\$ 3,634</b>	<b>\$ 11</b>	<b>\$ 3,645</b>
Net income attributable to U.S. Cellular shareholders	—	—	—	12	12	—	12
Net income attributable to noncontrolling interests classified as equity	—	—	—	—	—	3	3
Incentive and compensation plans	—	—	16	(15)	1	—	1
Stock-based compensation awards	—	30	—	—	30	—	30
Distributions to noncontrolling interests	—	—	—	—	—	(4)	(4)
<b>December 31, 2017</b>	<b>88</b>	<b>\$ 1,552</b>	<b>\$ (120)</b>	<b>\$ 2,157</b>	<b>\$ 3,677</b>	<b>\$ 10</b>	<b>\$ 3,687</b>

The accompanying notes are an integral part of these consolidated financial statements.



UNITED STATES CELLULAR CORPORATION CONSOLIDATED STATEMENT OF CHANGES IN EQUITY

	U.S. Cellular Shareholders						Total equity
	Series A Common and Common shares	Additional paid-in capital	Treasury shares	Retained earnings	U.S. Cellular shareholders' equity	Noncontrolling interests	
<b>December 31, 2015</b>	88	1,497	(157)	2,133	3,561	10	3,571
Net income attributable to U.S. Cellular shareholders	—	—	—	48	48	—	48
Net income attributable to noncontrolling interests classified as equity	—	—	—	—	—	2	2
Repurchase of Common Shares	—	—	(5)	—	(5)	—	(5)
Incentive and compensation plans	—	—	26	(21)	5	—	5
Stock-based compensation awards	—	25	—	—	25	—	25
Distributions to noncontrolling interests	—	—	—	—	—	(1)	(1)
<b>December 31, 2016</b>	88	1,522	(136)	2,160	3,634	11	3,645

(Dollars in millions)

The accompanying notes are an integral part of these consolidated financial statements.

## NOTE 1 SUMMARY OF SIGNIFICANT ACCOUNTING POLICIES AND RECENT ACCOUNTING PRONOUNCEMENTS

United States Cellular Corporation (U.S. Cellular), a Delaware Corporation, is an 82%-owned subsidiary of Telephone and Data Systems, Inc. (TDS).

### Nature of Operations

U.S. Cellular owns, operates and invests in wireless systems throughout the United States. As of December 31, 2018, U.S. Cellular served customers with 5.0 million total connections. U.S. Cellular has one reportable segment.

### Principles of Consolidation

The accounting policies of U.S. Cellular conform to accounting principles generally accepted in the United States of America (GAAP) as set forth in the Financial Accounting Standards Board (FASB) Accounting Standards Codification (ASC). Unless otherwise specified, references to accounting provisions and GAAP in these notes refer to the requirements of the FASB ASC. The consolidated financial statements include the accounts of U.S. Cellular, subsidiaries in which it has a controlling financial interest, general partnerships in which U.S. Cellular has a majority partnership interest and certain entities in which U.S. Cellular has a variable interest that requires consolidation under GAAP. See Note 13 — Variable Interest Entities for additional information relating to U.S. Cellular's VIEs. All material intercompany accounts and transactions have been eliminated.

### Use of Estimates

The preparation of consolidated financial statements in conformity with GAAP requires management to make estimates and assumptions that affect (a) the reported amounts of assets and liabilities and disclosure of contingent assets and liabilities at the date of the financial statements and (b) the reported amounts of revenues and expenses during the reported period. Actual results could differ from those estimates. Significant estimates are involved in accounting for indefinite-lived intangible assets, income taxes and equipment installment plans.

### Cash, Cash Equivalents and Restricted Cash

Cash and cash equivalents include cash and highly liquid investments with original maturities of three months or less. Cash and cash equivalents subject to contractual restrictions are classified as restricted cash. The following table provides a reconciliation of Cash and cash equivalents and restricted cash reported in the Consolidated Balance Sheet to the total of the amounts in the Consolidated Statement of Cash Flows.

December 31,	2018	2017
(Dollars in millions)		
Cash and cash equivalents . . . . .	\$ 580	\$ 352
Restricted cash included in Other current assets . . . . .	3	—
Cash, cash equivalents and restricted cash in the statement of cash flows . . . . .	\$ 583	\$ 352

### Accounts Receivable and Allowance for Doubtful Accounts

Accounts receivable consist primarily of amounts owed by customers for wireless services and equipment sales, including sales of certain devices and accessories under installment plans, by agents for sales of equipment to them and by other wireless carriers whose customers have used U.S. Cellular's wireless systems.

The allowance for doubtful accounts is the best estimate of the amount of probable credit losses related to existing billed and unbilled accounts receivable. The allowance is estimated based on historical experience, account aging and other factors that could affect collectability. Accounts receivable balances are reviewed on either an aggregate or individual basis for collectability depending on the type of receivable. When it is probable that an account balance will not be collected, the account balance is charged against the allowance for doubtful accounts. U.S. Cellular does not have any off-balance sheet credit exposure related to its customers.

## Inventory

Inventory consists primarily of wireless devices stated at the lower of cost, which approximates cost determined on the first-in first-out basis, or net realizable value. Net realizable value is determined by reference to the stand-alone selling price.

## Licenses

Licenses consist of direct and incremental costs incurred in acquiring Federal Communications Commission (FCC) licenses to provide wireless service.

U.S. Cellular has determined that wireless licenses are indefinite-lived intangible assets and, therefore, not subject to amortization based on the following factors:

- Radio spectrum is not a depleting asset.
- The ability to use radio spectrum is not limited to any one technology.
- U.S. Cellular and its consolidated subsidiaries are licensed to use radio spectrum through the FCC licensing process, which enables licensees to utilize specified portions of the spectrum for the provision of wireless service.
- U.S. Cellular and its consolidated subsidiaries are required to renew their FCC licenses every ten years or, in some cases, every twelve or fifteen years. To date, all of U.S. Cellular's license renewal applications have been granted by the FCC. Generally, license renewal applications filed by licensees otherwise in compliance with FCC regulations are routinely granted. If, however, a license renewal application is challenged either by a competing applicant for the license or by a petition to deny the renewal application, the license will be renewed if the licensee can demonstrate its entitlement to a "renewal expectancy." Licensees are entitled to such an expectancy if they can demonstrate to the FCC that they have provided "substantial service" during their license term and have "substantially complied" with FCC rules and policies. U.S. Cellular believes that it is probable that its future license renewal applications will be granted.

U.S. Cellular performs its annual impairment assessment of Licenses as of November 1 of each year or more frequently if there are events or circumstances that cause U.S. Cellular to believe the carrying value of Licenses exceeds their fair value on a more likely than not basis. For purposes of its impairment testing of Licenses, U.S. Cellular separated its FCC licenses into eight units of accounting. The eight units of accounting consisted of one unit of accounting for developed operating market licenses (built licenses) and seven geographic non-operating market licenses (unbuilt licenses).

U.S. Cellular performed a qualitative impairment assessment in 2018 and a quantitative impairment assessment in 2017 to determine whether the licenses were impaired. Based on the impairment assessments performed, U.S. Cellular did not have an impairment of its Licenses in 2018 or 2017. See Note 7 — Intangible Assets for additional details related to Licenses.

## Investments in Unconsolidated Entities

For its equity method investments for which financial information is readily available, U.S. Cellular records its equity in the earnings of the entity in the current period. For its equity method investments for which financial information is not readily available, U.S. Cellular records its equity in the earnings of the entity on a one quarter lag basis.

## Property, Plant and Equipment

U.S. Cellular's Property, plant and equipment is stated at the original cost of construction or purchase including capitalized costs of certain taxes, payroll-related expenses, interest and estimated costs to remove the assets.

Expenditures that enhance the productive capacity of assets in service or extend their useful lives are capitalized and depreciated. Expenditures for maintenance and repairs of assets in service are charged to System operations expense or Selling, general and administrative expense, as applicable. Retirements and disposals of assets are recorded by removing the original cost of the asset (along with the related accumulated depreciation) from plant in service and charging it, together with net removal costs (removal costs less an applicable accrued asset retirement obligation and salvage value realized), to (Gain) loss on asset disposals, net.

U.S. Cellular capitalizes certain costs of developing new information systems. Software licenses that qualify for capitalization as an asset are accounted for as the acquisition of an intangible asset and the incurrence of a liability to the extent that the license fees are not fully paid at acquisition.

### Depreciation and Amortization

Depreciation is provided using the straight-line method over the estimated useful life of the related asset.

U.S. Cellular depreciates leasehold improvement assets associated with leased properties over periods ranging from one to thirty years; such periods approximate the shorter of the assets' economic lives or the specific lease terms.

Useful lives of specific assets are reviewed throughout the year to determine if changes in technology or other business changes would warrant accelerating the depreciation of those specific assets. There were no material changes to useful lives of property, plant and equipment in 2018, 2017 or 2016. See Note 9 — Property, Plant and Equipment for additional details related to useful lives.

### Impairment of Long-Lived Assets

U.S. Cellular reviews long-lived assets for impairment whenever events or changes in circumstances indicate that the assets might be impaired.

U.S. Cellular has one asset group for purposes of assessing property, plant and equipment for impairment based on the fact that the individual operating markets are reliant on centrally operated data centers, mobile telephone switching offices and a network operations center. U.S. Cellular operates a single integrated national wireless network. The cash flows generated by this single interdependent network represent the lowest level for which identifiable cash flows are largely independent of the cash flows of other groups of assets and liabilities.

### Agent Liabilities

U.S. Cellular has relationships with agents, which are independent businesses that obtain customers for U.S. Cellular. At December 31, 2018 and 2017, U.S. Cellular had accrued \$59 million and \$61 million, respectively, for amounts due to agents. These amounts are included in Other current liabilities in the Consolidated Balance Sheet.

### Debt Issuance Costs

Debt issuance costs include underwriters' and legal fees and other charges related to issuing various borrowing instruments and other long — term agreements, and are amortized over the respective term of each instrument. Debt issuance costs related to U.S. Cellular's revolving credit agreement and receivables securitization agreement are recorded in Other assets and deferred charges in the Consolidated Balance Sheet. All other debt issuance costs are presented as an offset to the related debt obligation in the Consolidated Balance Sheet.

### Asset Retirement Obligations

U.S. Cellular accounts for asset retirement obligations by recording the fair value of a liability for legal obligations associated with an asset retirement in the period in which the obligations are incurred. At the time the liability is incurred, U.S. Cellular records a liability equal to the net present value of the estimated cost of the asset retirement obligation and increases the carrying amount of the related long-lived asset by an equal amount. Until the obligation is fulfilled, U.S. Cellular updates its estimates relating to cash flows required and timing of settlement. U.S. Cellular records the present value of the changes in the future value as an increase or decrease to the liability and the related carrying amount of the long-lived asset. The liability is accreted to future value over a period ending with the estimated settlement date of the respective asset retirement obligation. The carrying amount of the long-lived asset is depreciated over the useful life of the related asset. Upon settlement of the obligation, any difference between the cost to retire the asset and the recorded liability is recognized in the Consolidated Statement of Operations. See Note 10 — Asset Retirement Obligations for additional information.

### Treasury Shares

Common Shares repurchased by U.S. Cellular are recorded at cost as treasury shares and result in a reduction of equity. When treasury shares are reissued, U.S. Cellular determines the cost using the first-in, first-out cost method. The difference between the cost of the treasury shares and reissuance price is included in Additional paid-in capital or Retained earnings.

### Revenue Recognition

Revenues from sales of equipment and products are recognized when control has transferred to the customer. Service revenues are recognized as the related service is provided.

See Note 2 — Revenue Recognition for additional information on U.S. Cellular's policies related to Revenues.

### Advertising Costs

U.S. Cellular expenses advertising costs as incurred. Advertising costs totaled \$215 million, \$211 million and \$245 million in 2018, 2017 and 2016, respectively.

### Income Taxes

U.S. Cellular is included in a consolidated federal income tax return with other members of the TDS consolidated group. For financial statement purposes, U.S. Cellular and its subsidiaries calculate their income, income taxes and credits as if they comprised a separate affiliated group. Under a tax allocation agreement between TDS and U.S. Cellular, U.S. Cellular remits its applicable income tax payments to TDS. U.S. Cellular had a tax receivable balance with TDS of \$14 million as of December 31, 2018 and a tax payable balance with TDS of \$23 million as of December 31, 2017.

Deferred taxes are computed using the liability method, whereby deferred tax assets are recognized for future deductible temporary differences and operating loss carryforwards, and deferred tax liabilities are recognized for future taxable temporary differences. Both deferred tax assets and liabilities are measured using the enacted tax rates in effect when the temporary differences are expected to reverse. Temporary differences are the differences between the reported amounts of assets and liabilities and their tax bases. Deferred tax assets and liabilities are adjusted for the effects of changes in tax laws and rates on the date of enactment. Deferred tax assets are reduced by a valuation allowance when it is more likely than not that some portion or all of the deferred tax assets will not be realized. U.S. Cellular evaluates income tax uncertainties, assesses the probability of the ultimate settlement with the applicable taxing authority and records an amount based on that assessment. Deferred taxes are reported as a net non-current asset or liability by jurisdiction. Any corresponding valuation allowance to reduce the amount of deferred tax assets is also recorded as non-current. See Note 5 — Income Taxes for additional information.

### Stock-Based Compensation and Other Plans

U.S. Cellular has established a long-term incentive plan and a non-employee director compensation plan. These plans are considered compensatory plans and, therefore, recognition of costs for grants made under these plans is required.

U.S. Cellular recognizes stock compensation expense based upon the fair value of the specific awards granted using established valuation methodologies. The amount of stock compensation cost recognized on either a straight-line basis or graded attribution method is based on the portion of the award that is expected to vest over the requisite service period, which generally represents the vesting period. Stock-based compensation cost recognized has been reduced for estimated forfeitures. Forfeitures are estimated at the time of grant and revised, if necessary, in subsequent periods if actual forfeitures differ from those estimates. See Note 16 — Stock-Based Compensation for additional information.

### Defined Contribution Plans

U.S. Cellular participates in a qualified noncontributory defined contribution pension plan sponsored by TDS; such plan provides pension benefits for the employees of U.S. Cellular and its subsidiaries. Under this plan, pension benefits and costs are calculated separately for each participant and are funded currently. Pension costs were \$11 million in 2018, 2017 and 2016.

U.S. Cellular also participates in a defined contribution retirement savings plan (401(k) plan) sponsored by TDS. Total costs incurred for U.S. Cellular's contributions to the 401(k) plan were \$15 million, \$16 million and \$16 million in 2018, 2017 and 2016, respectively.

### Recently Issued Accounting Pronouncements

In February 2016, the FASB issued Accounting Standards Update 2016-02, *Leases* (ASU 2016-02) and has since amended the standard with Accounting Standards Update 2018-01, *Leases: Land Easement Practical Expedient for Transition to Topic 842*, Accounting Standards Update 2018-10, *Codification Improvements to Topic 842, Leases*, Accounting Standards Update 2018-11, *Leases: Targeted Improvements*, and Accounting Standards Update 2018-20, *Leases: Narrow-Scope Improvements for Lessors*. ASU 2016-02, as amended, requires lessees to record a right-of-use

asset and lease liability for almost all leases. This ASU does not substantially impact the lessor accounting model. However, some changes to the lessor accounting guidance were made to align with lessee accounting changes within ASC 842, *Leases* and certain key aspects of ASC 606, *Revenue from Contracts with Customers*. U.S. Cellular will adopt ASU 2016-02, as amended, using a modified retrospective method on January 1, 2019. Under this method, a cumulative effect adjustment is recognized upon adoption and the guidance is applied prospectively. U.S. Cellular elected transitional practical expedients for existing leases which eliminated the requirements to reassess existing lease classification and initial direct costs, and whether contracts contain leases. U.S. Cellular also elected the practical expedient related to land easements that allows it to carry forward the accounting treatment for pre-existing land easement agreements. U.S. Cellular has implemented new systems, processes and controls to adopt ASU 2016-02, as amended, and has implemented a new lease management and accounting system to assist in the application of the new standard. Nearly all of U.S. Cellular's leases are classified as operating leases, although it does have a small number of finance leases. The adoption of ASU 2016-02, as amended, will add approximately \$0.9 billion in right-of-use assets and approximately \$1.0 billion in lease liabilities to the Consolidated Balance Sheet as of January 1, 2019, with the difference primarily representing accrued rent recognized prior to adoption. The adoption of ASU 2016-02 is not expected to have a material impact on U.S. Cellular's results of operations in 2019.

In June 2016, the FASB issued Accounting Standards Update 2016-13, *Financial Instruments — Credit Losses: Measurement of Credit Losses on Financial Instruments* (ASU 2016-13). ASU 2016-13 requires entities to use a new forward-looking, expected loss model to estimate credit losses. It also requires additional disclosure relating to the credit quality of trade and other receivables, including information relating to management's estimate of credit allowances. U.S. Cellular is required to adopt ASU 2016-13 on January 1, 2020, using the modified retrospective approach. Early adoption is permitted as of January 1, 2019; however, U.S. Cellular does not intend to adopt early. U.S. Cellular is evaluating the effects that adoption of ASU 2016-13 will have on its financial position, results of operations and disclosures.

In June 2018, the FASB issued Accounting Standards Update 2018-07, *Compensation — Stock Compensation: Improvements to Nonemployee Share-Based Payment Accounting* (ASU 2018-07). ASU 2018-07 expands the scope of ASC 718, *Compensation — Stock Compensation*, which currently only includes share-based payments issued to employees, to also include share-based payments issued to nonemployees for goods and services. U.S. Cellular is required to adopt ASU 2018-07 on January 1, 2019, using the modified retrospective approach. Early adoption is permitted. The adoption of ASU 2018-07 will not have an impact on U.S. Cellular's financial position or results of operations.

In August 2018, the FASB issued Accounting Standards Update 2018-15, *Intangibles — Goodwill and Other — Internal-Use Software: Customer's Accounting for Implementation Costs Incurred in a Cloud Computing Arrangement That Is a Service Contract* (ASU 2018-15). ASU 2018-15 aligns the requirements for capitalizing implementation costs incurred in a hosting arrangement that is a service contract with the existing guidance for capitalizing implementation costs for an arrangement that has a software license. The service element of a hosting arrangement will continue to be expensed as incurred. Any capitalized implementation costs will be amortized over the period of the service contract. U.S. Cellular is required to adopt ASU 2018-15 on January 1, 2020, either retrospectively or prospectively to eligible costs incurred on or after the date that this guidance is first applied. Early adoption is permitted. The adoption of ASU 2018-15 is not expected to have a significant impact on U.S. Cellular's financial position or results of operations.

## NOTE 2 REVENUE RECOGNITION

### Change in Accounting Policy

In May 2014, the FASB issued Accounting Standards Update 2014-09, *Revenue from Contracts with Customers* and has since amended the standard with Accounting Standards Update 2015-14, *Revenue from Contracts with Customers: Deferral of the Effective Date*, Accounting Standards Update 2016-08, *Revenue from Contracts with Customers: Principal versus Agent Considerations* (Reporting Revenue Gross versus Net), Accounting Standards Update 2016-10, *Revenue from Contracts with Customers: Identifying Performance Obligations and Licensing*, Accounting Standards Update 2016-12, *Revenue from Contracts with Customers: Narrow-Scope Improvements and Practical Expedients*, and Accounting Standards Update 2016-20, *Technical Corrections and Improvements to Topic 606, Revenue from Contracts with Customers*, collectively referred to hereinafter as ASU 2014-09. These standards replace existing revenue recognition rules with a single comprehensive model to use in accounting for revenue arising from contracts with customers. In February 2017, the FASB issued Accounting Standards Update 2017-05, *Other Income — Gains and Losses from the Derecognition of Nonfinancial Assets: Clarifying the Scope of Asset Derecognition Guidance and*



*Accounting for Partial Sales of Nonfinancial Assets* (ASU 2017-05). ASU 2017-05 clarifies how entities account for the derecognition of a nonfinancial asset and adds guidance for partial sales of nonfinancial assets. U.S. Cellular adopted the provisions of ASU 2014-09 and ASU 2017-05 and applied them to all contracts as of January 1, 2018, using a modified retrospective method. Under this method, the new accounting standard is applied only to the most recent period presented, recognizing the cumulative effect of the accounting change as an adjustment to the beginning balance of retained earnings. Accordingly, prior periods have not been recast to reflect the new accounting standard. The cumulative effect of applying the provisions of ASU 2014-09 resulted in an increase of \$175 million in retained earnings as of January 1, 2018. ASU 2017-05 had no impact to retained earnings as of January 1, 2018.

As a practical expedient, U.S. Cellular groups similar contracts or similar performance obligations together into portfolios of contracts or performance obligations if doing so does not result in a significant difference from applying the new accounting standard to the individual contracts. U.S. Cellular applies this grouping method for the following types of transactions: device activation fees, contract acquisition costs, and certain customer promotions. Contract portfolios will be recognized over the respective expected customer lives or terms of the contracts.

The line items impacted by the adoption of ASU 2014-09 and ASU 2017-05 in the Consolidated Statement of Operations and the Consolidated Balance Sheet are presented below.

**Consolidated Statement of Operations**

Year Ended December 31, 2018	Results under prior accounting standards	Adjustment	As reported
(Dollars in millions, except per share amounts)			
Operating revenues			
Service . . . . .	\$ 3,086	\$ (108)	\$ 2,978
Equipment sales . . . . .	894	95	989
Total operating revenues . . . . .	3,980	(13)	3,967
Cost of equipment sold . . . . .	1,030	1	1,031
Selling, general and administrative . . . . .	1,393	(5)	1,388
(Gain) loss on license sales and exchanges, net . . . . .	(17)	(1)	(18)
Total operating expenses . . . . .	3,815	(6)	3,809
Operating income (loss) . . . . .	166	(8)	158
Income (loss) before income taxes . . . . .	223	(8)	215
Income tax expense (benefit) . . . . .	53	(2)	51
Net income . . . . .	170	(6)	164
Net income attributable to U.S. Cellular shareholders . . . . .	156	(6)	150
Basic earnings per share attributable to U.S. Cellular shareholders . . . . .	\$ 1.81	\$ (0.06)	\$ 1.75
Diluted earnings per share attributable to U.S. Cellular shareholders . . . . .	\$ 1.79	\$ (0.07)	\$ 1.72

Numbers may not foot due to rounding.

The decrease in Service revenues and the increase in Equipment sales revenues are driven primarily by differences in the timing and classification of revenue recognized for certain arrangements with multiple performance obligations and ceasing to record deferred imputed interest and the resulting interest income on equipment installment contracts. Under prior accounting standards, revenues were allocated to deliverables using the relative selling price method, where consideration was allocated to each element on the basis of its relative selling price. Revenue recognized for the delivered items was limited to the amount due from the customer that was not contingent upon the delivery of additional products or services. Under ASU 2014-09, the revenue allocation of the transaction price is based on the relative standalone selling prices of the individual performance obligations in the customer's contract, and the resulting revenue attributable to each is recognized as control over the performance obligation is transferred to the customer. This has resulted in increased Equipment sales revenues as more revenue is allocated to discounted equipment than under prior accounting standards. Under prior accounting standards, U.S. Cellular deferred imputed interest related to equipment installment plan receivable contracts that exceeded twelve months, and recognized the corresponding interest income over the contract period in Service revenues. Under the provisions of ASU 2014-09, U.S. Cellular has determined that equipment installment plan contracts do not contain a significant financing component, and accordingly, U.S. Cellular ceased recording deferred imputed interest and the resulting interest income on equipment installment contracts upon the adoption of ASU 2014-09.



Cost of equipment sold increased due to a change in timing of recognition of cost of goods sold in the agent channel. Under prior accounting standards, Equipment sales to agents and the related Cost of equipment sold were recognized when equipment was sold through from the agent to end user customers. In accordance with the provisions of ASU 2014-09, such amounts are recognized when U.S. Cellular delivers the equipment to the agent. Fluctuations in Selling, general and administrative expenses are due to the capitalization and amortization of contract acquisition and contract fulfillment costs under ASU 2014-09.

Under ASU 2017-05, (Gain) loss on license sales and exchanges, net is calculated by subtracting the carrying amount of the distinct asset being disposed from the consideration measured and allocated to that distinct asset. With respect to license exchange transactions, the consideration, or transaction price, is the fair value of the licenses received. Under prior accounting standards, the transaction price was typically the fair value of the licenses surrendered.

### Consolidated Balance Sheet

As of December 31, 2018	Results under prior accounting standards		Adjustment		As reported
(Dollars in millions)					
Accounts receivable					
Customers and agents, less allowances	\$	844	\$	64	\$ 908
Prepaid expenses		88		(25)	63
Other current assets		31		3	34
Total current assets		1,769		43	1,812
Licenses		2,185		1	2,186
Investments in unconsolidated entities		424		17	441
Other assets and deferred charges		418		161	579
Total assets		7,052		222	7,274
Customer deposits and deferred revenues		178		(21)	157
Other current liabilities		90		4	94
Total current liabilities		708		(17)	691
Deferred income tax liability, net		459		51	510
Other deferred liabilities and credits		371		18	389
Retained earnings		2,275		169	2,444
Total U.S. Cellular shareholders' equity		3,888		169	4,057
Noncontrolling interests		9		1	10
Total equity		3,897		170	4,067
Total liabilities and equity	\$	7,052	\$	222	\$ 7,274

Numbers may not foot due to rounding.

As a result of adoption of ASU 2014-09, U.S. Cellular recorded short-term and long-term contract assets and contract liabilities in its Consolidated Balance Sheet as of December 31, 2018. Under ASU 2014-09, the timing of recognition of revenue for each performance obligation may differ from the timing of the customer billing, creating a contract asset or contract liability. See Contract Balances below for additional information. Contract assets are included in Other current assets if short-term in nature or Other assets and deferred charges if long-term in nature. Short-term contract liabilities are classified as Customer deposits and deferred revenues and long-term contract liabilities are included in Other deferred liabilities and credits. Accounts receivable increased as a result of U.S. Cellular ceasing to record deferred imputed interest. Certain prepaid expenses decreased due to a change in timing of recognition of sales of equipment to agents. Investments in unconsolidated entities increased due to the cumulative effect of applying the provisions of ASU 2014-09 to certain of U.S. Cellular's equity method investments as of January 1, 2018. Deferred income tax liabilities, net, increased due to the provisions of ASU 2014-09 increasing the net basis of assets on a U.S. GAAP basis, without a corresponding increase in tax basis. Contract cost assets have also been created as a result of ASU 2014-09 due to capitalization of costs to obtain a new contract. See Contract Cost Assets below for additional information.

**Nature of goods and services**

The following is a description of principal activities from which U.S. Cellular generates its revenues.

<b>Services and products</b>	<b>Nature, timing of satisfaction of performance obligations, and significant payment terms</b>
Wireless services	Wireless service includes voice, messaging and data services. Revenue is recognized in Service revenues as wireless service is provided to the customer. Wireless services generally are billed and paid in advance on a monthly basis.
Wireless devices and accessories	U.S. Cellular offers a comprehensive range of wireless devices such as handsets, tablets, mobile hotspots, home phones and routers for use by its customers, as well as accessories. U.S. Cellular also sells wireless devices to agents and other third-party distributors for resale. U.S. Cellular frequently discounts wireless devices sold to new and current customers. U.S. Cellular also offers customers the option to purchase certain devices and accessories under installment contracts over a specified time period. For certain equipment installment plans, after a specified period of time, the customer may have the right to upgrade to a new device. Such upgrades require the customer to enter into an equipment installment contract for the new device, and transfer the existing device to U.S. Cellular. U.S. Cellular recognizes revenue in Equipment sales revenues when control of the device or accessory is transferred to the customer, which is generally upon delivery.
Wireless roaming	U.S. Cellular receives roaming revenues when other wireless carriers' customers use U.S. Cellular's wireless systems. U.S. Cellular recognizes revenue in Service revenues when the roaming service is provided to the other carrier's customer.
Wireless Eligible Telecommunications Carrier (ETC) Revenues	Telecommunications companies may be designated by states, or in some cases by the FCC, as an ETC to receive support payments from the Universal Service Fund if they provide specified services in "high cost" areas. ETC revenues recognized in the reporting period represent the amounts which U.S. Cellular is entitled to receive for such period, as determined and approved in connection with U.S. Cellular's designation as an ETC in various states.
Wireless tower rents	U.S. Cellular receives tower rental revenues when another carrier leases tower space on a U.S. Cellular owned tower. U.S. Cellular recognizes revenue in Service revenues in the period during which the services are provided.
Activation fees	U.S. Cellular charges its end customers activation fees in connection with the sale of certain services and equipment. Activation fees are deferred and recognized over the period benefitted.

**Significant Judgments**

Revenues from sales of equipment are recognized when control has transferred to the customer. Service revenues are recognized as the related service is provided. Services are deemed to be highly interrelated when the method and timing of transfer and performance risk are the same. Highly interrelated services that are determined to not be distinct have been grouped into a single performance obligation. Each month of services promised is a performance obligation. The series of monthly service performance obligations promised over the course of the contract are combined into a single performance obligation for purposes of the allocation.

U.S. Cellular has made judgments regarding transaction price, including but not limited to issues relating to variable consideration, time value of money and returns. When determined to be significant in the context of the contract, these items are considered in the valuation of transaction price at contract inception or modification, as appropriate.

**Multiple Performance Obligations**

U.S. Cellular sells bundled service and equipment offerings. In these instances, U.S. Cellular recognizes its revenue based on the relative standalone selling prices for each distinct service or equipment performance obligation, or bundles thereof. U.S. Cellular estimates the standalone selling price of the device or accessory to be its retail price excluding

discounts. U.S. Cellular estimates the standalone selling price of wireless service to be the price offered to customers on month-to-month contracts.

**Equipment Installment Plans**

Equipment revenue under equipment installment plan contracts is recognized at the time the device is delivered to the customer for the amount allocated to the equipment under ASU 2014-09.

**Incentives**

Discounts and incentives that are deemed cash are recognized as a reduction of Operating revenues concurrently with the associated revenue.

U.S. Cellular issues rebates to its agents and end customers. These incentives are recognized as a reduction to revenue at the time the corresponding revenue is recognized. The total potential rebates and incentives are reduced by U.S. Cellular's estimate of rebates that will not be redeemed by customers based on historical experience of such redemptions.

From time to time, U.S. Cellular may offer certain promotions to incentivize customers to switch to, or to purchase additional services from, U.S. Cellular. Under these types of promotions, an eligible customer may receive an incentive in the form of a discount off additional services purchased shown as a rebate or credit to the customer's monthly bill. U.S. Cellular accounts for the future discounts as material rights at the time of the initial transaction by allocating and deferring a portion of service and equipment revenue based on the relative proportion of the future discounts in comparison to the aggregate initial purchase. The deferred revenue will be recognized as service revenue in future periods.

**Amounts Collected from Customers and Remitted to Governmental Authorities**

U.S. Cellular records amounts collected from customers and remitted to governmental authorities on a net basis within a tax liability account if the tax is assessed upon the customer and U.S. Cellular merely acts as an agent in collecting the tax on behalf of the imposing governmental authority. If the tax is assessed upon U.S. Cellular, then amounts collected from customers as recovery of the tax are recorded in Service revenues and amounts remitted to governmental authorities are recorded in Selling, general and administrative expenses in the Consolidated Statement of Operations. The amounts recorded gross in revenues that are billed to customers and remitted to governmental authorities totaled \$67 million, \$58 million and \$64 million for 2018, 2017 and 2016, respectively.

**Disaggregation of Revenue**

In the following table, revenue is disaggregated by type of service and timing of revenue recognition. Service revenues are recognized over time and Equipment sales are point in time.

	<b>Year Ended December 31, 2018</b>
(Dollars in millions)	
Revenues from contracts with customers:	
Retail service . . . . .	\$ 2,623
Inbound roaming . . . . .	154
Other service . . . . .	135
Service revenues from contracts with customers . . . . .	2,912
Equipment sales . . . . .	989
<b>Total revenues from contracts with customers<sup>1</sup></b> . . . . .	<b>\$ 3,901</b>

<sup>1</sup> These amounts do not include revenues outside the scope of ASU 2014-09; therefore, revenue line items in this table will not agree to amounts presented in the Consolidated Statement of Operations.

**Contract Balances**

For contracts that involve multiple element service and equipment offerings, the transaction price is allocated to each performance obligation based on its relative standalone selling price. When payment is collected in advance of delivery of goods or services, a contract liability is recorded. A contract asset is recorded when revenue is recognized in advance of U.S. Cellular's right to receive consideration. Once there is an unconditional right to receive the

consideration, U.S. Cellular bills the customer under the terms of the respective contract and the amounts are recorded as receivables.

U.S. Cellular recognizes Equipment sales revenue when the equipment is delivered to the customer and a corresponding contract asset or liability is recorded for the difference between the amount of revenue recognized and the amount billed to the customer in cases where discounts are offered. The contract asset or liability is reduced over the contract term as service is provided and billed to the customer.

The accounts receivable balance related to amounts billed and not paid on contracts with customers, net of allowances, is shown in the table below. Bad debts expense recognized for the year ended December 31, 2018, related to receivables was \$94 million.

		<b>December 31, 2018</b>
(Dollars in millions)		
Accounts receivable		
Customer and agents	\$	908
Roaming		20
Other		32
<b>Total<sup>1</sup></b>	<b>\$</b>	<b>960</b>

<sup>1</sup> These amounts do not include accounts receivable related to revenues outside the scope of ASU 2014-09; therefore, accounts receivable line items presented in this table will not agree to amounts presented in the Consolidated Balance Sheet.

The following table provides a rollforward of contract assets from contracts with customers, which are recorded in Other current assets and Other assets and deferred charges in the Consolidated Balance Sheet.

		<b>Contract Assets</b>
(Dollars in millions)		
Balance at December 31, 2017	\$	–
Change in accounting policy		26
Contract additions		23
Terminated contracts		(1)
Reclassified to receivables		(39)
<b>Balance at December 31, 2018</b>	<b>\$</b>	<b>9</b>

The following table provides a rollforward of contract liabilities from contracts with customers, which are recorded in Customer deposits and deferred revenues and Other deferred liabilities and credits in the Consolidated Balance Sheet.

		<b>Contract Liabilities</b>
(Dollars in millions)		
Balance at December 31, 2017	\$	–
Change in accounting policy – Deferred revenues reclassification <sup>1</sup>		167
Change in accounting policy – Retained earnings impact		(21)
Contract additions		154
Terminated contracts		(2)
Revenue recognized		(135)
<b>Balance at December 31, 2018</b>	<b>\$</b>	<b>163</b>

<sup>1</sup> This amount represents U.S. Cellular's obligation to transfer goods or services to customers for which it had received payment and classified as deferred revenue at December 31, 2017.

### Transaction price allocated to the remaining performance obligations

The following table includes estimated service revenue expected to be recognized in the future related to performance obligations that are unsatisfied (or partially unsatisfied) at the end of the reporting period. These estimates represent service revenue to be recognized when wireless services are delivered to customers pursuant to service plan contracts. These estimates are based on contracts in place as of December 31, 2018, and may vary from actual results due to future contract modifications. As a practical expedient, revenue related to contracts of less than one year, generally month-to-month contracts, are excluded from these estimates.

	<b>Service Revenue</b>	
(Dollars in millions)		
2019 . . . . .	\$	236
2020 . . . . .		47
Thereafter . . . . .		15
<b>Total . . . . .</b>	<b>\$</b>	<b>298</b>

U.S. Cellular has certain contracts in which it bills an amount equal to a fixed per-unit price multiplied by a variable quantity (e.g., roaming agreements with other carriers). Because U.S. Cellular invoices for such items in an amount that corresponds directly with the value of the performance completed to date, U.S. Cellular may recognize revenue in that amount. As a practical expedient, these contracts are excluded from the estimate of future revenues expected to be recognized related to performance obligations that are unsatisfied as of the end of a reporting period.

### Contract Cost Assets

U.S. Cellular expects that incremental commission fees paid as a result of obtaining contracts are recoverable and therefore U.S. Cellular capitalizes these costs. As a practical expedient, costs with an amortization period of one year or less are not capitalized. The contract cost asset balance related to commission fees was \$139 million at December 31, 2018, and was recorded in Other assets and deferred charges in the Consolidated Balance Sheet. Capitalized commission fees are amortized based on the transfer of the goods or services to which the assets relate, typically the contract term which ranges from fourteen months to thirty months. Amortization of contract cost assets was \$108 million for the year ended December 31, 2018, and was included in Selling, general and administrative expense. There was no impairment loss recognized for the year ended December 31, 2018, related to contract cost assets.

## NOTE 3 FAIR VALUE MEASUREMENTS

As of December 31, 2018 and 2017, U.S. Cellular did not have any material financial or nonfinancial assets or liabilities that were required to be recorded at fair value in its Consolidated Balance Sheet in accordance with GAAP.

The provisions of GAAP establish a fair value hierarchy that contains three levels for inputs used in fair value measurements. Level 1 inputs include quoted market prices for identical assets or liabilities in active markets. Level 2 inputs include quoted market prices for similar assets and liabilities in active markets or quoted market prices for identical assets and liabilities in inactive markets. Level 3 inputs are unobservable. A financial instrument's level within the fair value hierarchy is based on the lowest level of any input that is significant to the fair value measurement. A financial instrument's level within the fair value hierarchy is not representative of its expected performance or its overall risk profile and, therefore, Level 3 assets are not necessarily higher risk than Level 2 assets or Level 1 assets.

U.S. Cellular has applied the provisions of fair value accounting for purposes of computing the fair value of financial instruments for disclosure purposes as displayed below.

	Level within the Fair Value Hierarchy	December 31, 2018		December 31, 2017	
		Book Value	Fair Value	Book Value	Fair Value
(Dollars in millions)					
Cash and cash equivalents . . . . .	1	\$ 580	\$ 580	\$ 352	\$ 352
Short-term investments . . . . .	1	17	17	50	50
Long-term debt					
Retail . . . . .	2	917	850	917	939
Institutional . . . . .	2	534	531	534	522
Other . . . . .	2	180	180	191	191

The fair values of Cash and cash equivalents and Short-term investments approximate their book values due to the short-term nature of these financial instruments. Long-term debt excludes capital lease obligations, other installment arrangements, the current portion of Long-term debt and debt financing costs. The fair value of "Retail" Long-term debt was estimated using market prices for the 7.25% 2063 Senior Notes, 7.25% 2064 Senior Notes and 6.95% Senior Notes. U.S. Cellular's "Institutional" debt consists of the 6.7% Senior Notes which are traded over the counter. U.S. Cellular's "Other" debt consists of a senior term loan credit agreement. U.S. Cellular estimated the fair value of its Institutional and Other debt through a discounted cash flow analysis using the interest rates or estimated yield to maturity for each borrowing, which ranged from 5.03% to 6.97% and 4.74% to 7.13% at December 31, 2018 and 2017, respectively.

## NOTE 4 EQUIPMENT INSTALLMENT PLANS

U.S. Cellular sells devices to customers under equipment installment plans over a specified time period. For certain equipment installment plans, after a specified period of time or amount of payments, the customer may have the right to upgrade to a new device and have the remaining unpaid equipment installment contract balance waived, subject to certain conditions, including trading in the original device in good working condition and signing a new equipment installment contract. U.S. Cellular values this trade-in right as a guarantee liability. The guarantee liability is initially measured at fair value and is determined based on assumptions including the probability and timing of the customer upgrading to a new device and the fair value of the device being traded-in at the time of trade-in. When a customer exercises the trade-in option, both the outstanding receivable and guarantee liability balances related to the respective device are reduced to zero, and the value of the used device that is received in the transaction is recognized as inventory. If the customer does not exercise the trade-in option at the time of eligibility, U.S. Cellular begins amortizing the liability and records this amortization as additional equipment revenue. As of December 31, 2018 and 2017, the guarantee liability related to these plans was \$11 million and \$15 million, respectively, and is reflected in Customer deposits and deferred revenues in the Consolidated Balance Sheet.

The following table summarizes equipment installment plan receivables as of December 31, 2018 and 2017.

<b>December 31,</b>	<b>2018</b>	<b>2017</b>
<i>(Dollars in millions)</i>		
Equipment installment plan receivables, gross	<b>\$ 974</b>	\$ 873
Deferred interest	<b>-</b>	(80)
Equipment installment plan receivables, net of deferred interest	<b>974</b>	793
Allowance for credit losses	<b>(70)</b>	(65)
Equipment installment plan receivables, net	<b>\$ 904</b>	\$ 728
<b>Net balance presented in the Consolidated Balance Sheet as:</b>		
Accounts receivable — Customers and agents (Current portion)	<b>\$ 565</b>	\$ 428
Other assets and deferred charges (Non-current portion)	<b>339</b>	300
Equipment installment plan receivables, net	<b>\$ 904</b>	\$ 728

U.S. Cellular uses various inputs, including internal data, information from credit bureaus and other sources, to evaluate the credit profiles of its customers. From this evaluation, a credit class is assigned to the customer that determines the number of eligible lines, the amount of credit available, and the down payment requirement, if any. Customers assigned to credit classes requiring no down payment represent a lower risk category, whereas those assigned to credit classes requiring a down payment represent a higher risk category. The balance and aging of the equipment installment plan receivables on a gross basis by credit category were as follows:

	December 31, 2018			December 31, 2017		
	Lower Risk	Higher Risk	Total	Lower Risk	Higher Risk	Total
(Dollars in millions)						
Unbilled . . . . .	\$ 904	\$ 17	\$ 921	\$ 807	\$ 20	\$ 827
Billed – current . . . . .	35	1	36	31	1	32
Billed – past due . . . . .	15	2	17	12	2	14
Equipment installment plan receivables, gross . . . . .	\$ 954	\$ 20	\$ 974	\$ 850	\$ 23	\$ 873

The activity in the allowance for credit losses for equipment installment plan receivables was as follows:

	2018	2017
(Dollars in millions)		
Allowance for credit losses, beginning of year . . . . .	\$ 65	\$ 50
Bad debts expense . . . . .	64	62
Write-offs, net of recoveries . . . . .	(59)	(47)
Allowance for credit losses, end of year . . . . .	\$ 70	\$ 65

U.S. Cellular recorded out-of-period adjustments in 2016 due to errors related to equipment installment plan transactions occurring in 2015. These adjustments had the impact of increasing Equipment sales revenues by \$2 million, decreasing bad debts expense, which is a component of Selling, general and administrative expense, by \$2 million and increasing Income before income taxes by \$4 million in 2016.

## NOTE 5 INCOME TAXES

U.S. Cellular is included in a consolidated federal income tax return and in certain state income tax returns with other members of the TDS consolidated group. For financial statement purposes, U.S. Cellular and its subsidiaries compute their income tax expense as if they comprised a separate affiliated group and were not included in the TDS consolidated group.

U.S. Cellular’s current income taxes balances at December 31, 2018 and 2017, were as follows:

December 31,	2018	2017
(Dollars in millions)		
Federal income taxes receivable (payable) . . . . .	\$ 15	\$ (22)
Net state income taxes receivable (payable) . . . . .	–	(1)



Income tax expense (benefit) is summarized as follows:

Year Ended December 31,	2018	2017	2016
(Dollars in millions)			
Current			
Federal . . . . .	\$ 48	\$ 68	\$ 29
State . . . . .	6	10	(2)
Deferred			
Federal . . . . .	(5)	(354)	1
State . . . . .	2	(11)	5
Total income tax expense (benefit) . . . . .	\$ 51	\$ (287)	\$ 33

In December 2017, the Tax Act was signed into law. Following the guidance of the FASB's Accounting Standards Update 2018-05, *Income Taxes: Amendments to SEC Paragraphs Pursuant to SEC Staff Accounting Bulletin No. 118*, Income tax expense (benefit) for the year ended December 31, 2017, included a provisional estimate for the impact of the Tax Act on U.S. Cellular's 2017 depreciation deduction. During 2018, U.S. Cellular completed a full analysis of depreciation deductions related to fixed assets placed in service during 2017 and Income tax expense (benefit) for 2018 included a benefit of \$4 million related to this adjustment.

A reconciliation of U.S. Cellular's income tax expense computed at the statutory rate to the reported income tax expense, and the statutory federal income tax expense rate to U.S. Cellular's effective income tax expense rate is as follows:

Year Ended December 31,	2018		2017		2016	
	Amount	Rate	Amount	Rate	Amount	Rate
(Dollars in millions)						
Statutory federal income tax expense and rate . . . . .	\$ 45	21.0%	\$ (95)	35.0%	\$ 29	35.0%
State income taxes, net of federal benefit <sup>1</sup> . . . . .	9	4.0	(4)	1.4	3	3.6
Effect of noncontrolling interests . . . . .	(1)	(0.4)	(2)	0.8	(1)	(1.1)
Federal income tax rate change <sup>2</sup> . . . . .	(4)	(2.0)	(254)	93.3	—	—
Change in federal valuation allowance <sup>3</sup> . . . . .	(1)	(0.3)	(5)	1.9	3	2.8
Goodwill impairment <sup>4</sup> . . . . .	—	—	71	(26.2)	—	—
Nondeductible compensation . . . . .	4	1.8	4	(1.5)	1	1.4
Other differences, net . . . . .	(1)	(0.4)	(2)	0.8	(2)	(2.0)
Total income tax expense (benefit) and rate . . . . .	\$ 51	23.7%	\$ (287)	105.5%	\$ 33	39.7%

<sup>1</sup> State income taxes, net of federal benefit, include changes in unrecognized tax benefits as well as adjustments to the valuation allowance.

<sup>2</sup> The Tax Act reduced the federal income tax rate from 35% to 21% for years after 2017. The \$4 million tax benefit in 2018 relates primarily to finalizing the analysis for 2017 depreciation deductions as described above. The \$254 million tax benefit in 2017 related to adjusting the deferred tax liability to the lower tax rate upon enactment of the Tax Act.

<sup>3</sup> Change in federal valuation allowance in 2018 includes a change in judgment related to net operating loss carryforwards that are now realizable due to an internal restructuring, offset by current year interest expense carryforwards not expected to be realized.

<sup>4</sup> Goodwill impairment reflects an adjustment to increase 2017 income tax expense by \$71 million related to a portion of the impaired goodwill that is not amortizable for income tax purposes. See Note 7 — Intangible Assets for additional information related to the goodwill impairment.

Significant components of U.S. Cellular's deferred income tax assets and liabilities at December 31, 2018 and 2017, were as follows:

December 31,	2018	2017
(Dollars in millions)		
Deferred tax assets		
Net operating loss (NOL) carryforwards . . . . .	\$ 96	\$ 103
Stock-based compensation . . . . .	16	20
Compensation and benefits – other . . . . .	5	5
Deferred rent . . . . .	20	21
Other . . . . .	73	59
Total deferred tax assets . . . . .	210	208
Less valuation allowance . . . . .	(75)	(77)
Net deferred tax assets . . . . .	135	131
Deferred tax liabilities		
Property, plant and equipment . . . . .	256	276
Licenses/intangibles . . . . .	207	192
Partnership investments . . . . .	133	123
Other . . . . .	49	–
Total deferred tax liabilities . . . . .	645	591
Net deferred income tax liability . . . . .	\$ 510	\$ 460
<b>Presented in the Consolidated Balance Sheet as:</b>		
Deferred income tax liability, net . . . . .	\$ 510	\$ 461
Other assets and deferred charges . . . . .	–	(1)
Net deferred income tax liability . . . . .	\$ 510	\$ 460

At December 31, 2018, U.S. Cellular and certain subsidiaries had \$1,911 million of state NOL carryforwards (generating a \$84 million deferred tax asset) available to offset future taxable income. The state NOL carryforwards expire between 2019 and 2038. Certain subsidiaries had federal NOL carryforwards (generating a \$12 million deferred tax asset) available to offset their future taxable income. The federal NOL carryforwards generally expire between 2019 and 2037, with the exception of federal NOLs generated after 2017, which do not expire. A valuation allowance was established for certain state NOL carryforwards and federal NOL carryforwards since it is more likely than not that a portion of such carryforwards will expire before they can be utilized.

A summary of U.S. Cellular's deferred tax asset valuation allowance is as follows:

	2018	2017	2016
(Dollars in millions)			
Balance at beginning of year . . . . .	\$ 77	\$ 65	\$ 55
Charged to income tax expense . . . . .	5	12	10
Charged to Retained earnings . . . . .	(7)	–	–
Balance at end of year . . . . .	\$ 75	\$ 77	\$ 65

A reconciliation of the beginning and ending amount of unrecognized tax benefits is as follows:

	2018	2017	2016
(Dollars in millions)			
Unrecognized tax benefits balance at beginning of year . . . . .	\$ 47	\$ 43	\$ 39
Additions for tax positions of current year . . . . .	6	6	12
Additions for tax positions of prior years . . . . .	1	1	3
Reductions for tax positions of prior years . . . . .	–	(1)	(1)
Reductions for lapses in statutes of limitations . . . . .	(6)	(2)	(10)
Unrecognized tax benefits balance at end of year . . . . .	\$ 48	\$ 47	\$ 43

Unrecognized tax benefits are included in Accrued taxes and Other deferred liabilities and credits in the Consolidated Balance Sheet. If these benefits were recognized, they would have reduced income tax expense in 2018, 2017 and 2016 by \$38 million, \$38 million and \$29 million, respectively, net of the federal benefit from state income taxes.

U.S. Cellular recognizes accrued interest and penalties related to unrecognized tax benefits in Income tax expense (benefit). The amounts charged to income tax expense related to interest and penalties resulted in a benefit of less than \$1 million in 2018, an expense of \$3 million in 2017 and a benefit of \$2 million in 2016. Net accrued liabilities for interest and penalties were \$19 million and \$19 million at December 31, 2018 and 2017, respectively, and are included in Other deferred liabilities and credits in the Consolidated Balance Sheet.

U.S. Cellular is included in TDS' consolidated federal and certain state income tax returns. U.S. Cellular also files certain state and local income tax returns separately from TDS. With only limited exceptions, TDS is no longer subject to federal and state income tax audits for the years prior to 2013.

## NOTE 6 EARNINGS PER SHARE

Basic earnings per share attributable to U.S. Cellular shareholders is computed by dividing Net income attributable to U.S. Cellular shareholders by the weighted average number of common shares outstanding during the period. Diluted earnings per share attributable to U.S. Cellular shareholders is computed by dividing Net income attributable to U.S. Cellular shareholders by the weighted average number of common shares outstanding during the period adjusted to include the effects of potentially dilutive securities. Potentially dilutive securities primarily include incremental shares issuable upon the exercise of outstanding stock options and the vesting of performance and restricted stock units.

The amounts used in computing earnings per common share and the effects of potentially dilutive securities on the weighted average number of common shares were as follows:

Year Ended December 31,	2018	2017	2016
<small>(Dollars and shares in millions, except per share amounts)</small>			
Net income attributable to U.S. Cellular shareholders . . . . .	\$ 150	\$ 12	\$ 48
Weighted average number of shares used in basic earnings per share . . . . .	86	85	85
Effects of dilutive securities . . . . .	1	1	-
Weighted average number of shares used in diluted earnings per share . . . . .	87	86	85
Basic earnings per share attributable to U.S. Cellular shareholders . . . . .	\$ 1.75	\$ 0.14	\$ 0.56
Diluted earnings per share attributable to U.S. Cellular shareholders . . . . .	\$ 1.72	\$ 0.14	\$ 0.56

Certain Common Shares issuable upon the exercise of stock options or vesting of performance and restricted stock units were not included in average diluted shares outstanding for the calculation of Diluted earnings per share attributable to U.S. Cellular shareholders because their effects were antidilutive. The number of such Common Shares excluded was 2 million shares, 3 million shares and 3 million shares for 2018, 2017 and 2016, respectively.

## NOTE 7 INTANGIBLE ASSETS

### Licenses

On occasion, U.S. Cellular reviews attractive opportunities to acquire additional wireless spectrum, including pursuant to FCC auctions. U.S. Cellular also may seek to divest outright or include in exchanges wireless spectrum that is not strategic to its long-term success. Activity related to U.S. Cellular's Licenses is presented below.

	2018	2017
(Dollars in millions)		
Balance at beginning of year	\$ 2,223	\$ 1,886
Acquisitions	8	331
Transferred to Assets held for sale <sup>1</sup>	(51)	(10)
Divestitures	(11)	–
Exchanges – Licenses received	18	25
Exchanges – Licenses surrendered	(1)	(9)
Balance at end of year	\$ 2,186	\$ 2,223

<sup>1</sup> Licenses classified as Assets held for sale in 2018 are included in transactions which closed in the first quarter of 2019.

### Auction 1002

In July 2016, the FCC announced U.S. Cellular as a qualified bidder in the FCC's forward auction of 600 MHz spectrum licenses, referred to as Auction 1002. Prior to commencement of the forward auction, U.S. Cellular made an upfront payment to the FCC of \$143 million in June 2016 to establish its initial bidding eligibility. In April 2017, the FCC announced by way of public notice that U.S. Cellular was the winning bidder for 188 licenses for an aggregate purchase price of \$329 million. U.S. Cellular paid the remaining \$186 million to the FCC and was granted the licenses during the second quarter of 2017.

### Goodwill Interim Impairment Assessment

Based on 2017 developments, including wireless expansion plans announced by other companies and the results of the FCC's forward auction of 600 MHz spectrum licenses and other FCC actions, U.S. Cellular anticipated increased competition for customers in its primary operating markets from new and existing market participants over the long term. In addition, the widening adoption of unlimited data plans and other data pricing constructs across the industry, including U.S. Cellular's introduction of unlimited plans in 2017, may limit the industry's ability to monetize future growth in data usage. These factors when assessed and considered as part of U.S. Cellular's annual planning process conducted in the third quarter of each year caused management to revise its long-range financial forecast in the third quarter of 2017. Based on the factors noted above, management identified a triggering event and performed a quantitative goodwill impairment test on an interim basis.

U.S. Cellular used a one-step quantitative approach that compared the fair value of the U.S. Cellular reporting unit to its carrying value. A discounted cash flow approach was used to value the reporting unit, using value drivers and risks specific to U.S. Cellular and the industry and current economic factors. The cash flow estimates incorporated certain assumptions that market participants would use in their estimates of fair value and may not be indicative of U.S. Cellular specific assumptions. However, the discount rate used in the analysis considers any additional risk a market participant might place on integrating the U.S. Cellular reporting unit into its operations.

The results of the interim goodwill impairment test indicated that the carrying value of the U.S. Cellular reporting unit exceeded its fair value. Therefore, U.S. Cellular recognized a loss on impairment of goodwill of \$370 million to reduce the carrying value of goodwill to zero in the third quarter of 2017.

## NOTE 8 INVESTMENTS IN UNCONSOLIDATED ENTITIES

Investments in unconsolidated entities consist of amounts invested in entities in which U.S. Cellular holds a noncontrolling interest. On January 1, 2018, U.S. Cellular adopted Accounting Standards Update 2016-01, *Financial Instruments — Overall: Recognition and Measurement of Financial Assets and Financial Liabilities* (ASU 2016-01) using the modified retrospective approach. The adoption of ASU 2016-01 did not have a significant impact on U.S. Cellular's financial position or results of operations.

U.S. Cellular's Investments in unconsolidated entities are accounted for using either the equity method or measurement alternative method as shown in the table below. The measurement alternative method was elected for investments without readily determinable fair values formerly accounted for under the cost method. The measurement alternative value represents cost minus any impairments plus or minus any observable price changes. U.S. Cellular did not have an impairment or observable price change related to these investments in 2018.

<b>December 31,</b>	<b>2018</b>	2017
(Dollars in millions)		
Equity method investments:		
Capital contributions, loans, advances and adjustments . . . . .	\$ 105	\$ 105
Cumulative share of income . . . . .	1,892	1,717
Cumulative share of distributions . . . . .	(1,563)	(1,411)
Total equity method investments . . . . .	434	411
Measurement alternative method investments . . . . .	7	4
Total investments in unconsolidated entities . . . . .	\$ 441	\$ 415

The following tables, which are based on information provided in part by third parties, summarize the combined assets, liabilities and equity, and results of operations of U.S. Cellular's equity method investments:

<b>December 31,</b>	<b>2018</b>	2017
(Dollars in millions)		
Assets		
Current . . . . .	\$ 882	\$ 668
Due from affiliates . . . . .	379	323
Property and other . . . . .	4,962	4,804
Total assets . . . . .	\$ 6,223	\$ 5,795
Liabilities and Equity		
Current liabilities . . . . .	\$ 434	\$ 435
Deferred credits . . . . .	178	176
Long-term liabilities . . . . .	217	199
Long-term capital lease obligations . . . . .	-	1
Partners' capital and shareholders' equity . . . . .	5,394	4,984
Total liabilities and equity . . . . .	\$ 6,223	\$ 5,795

<b>Year Ended December 31,</b>	<b>2018</b>	2017	2016
(Dollars in millions)			
Results of Operations			
Revenues . . . . .	\$ 6,777	\$ 6,562	\$ 6,747
Operating expenses . . . . .	4,965	4,965	5,047
Operating income . . . . .	1,812	1,597	1,700
Other income (expense), net . . . . .	11	(1)	(11)
Net income . . . . .	\$ 1,823	\$ 1,596	\$ 1,689

## NOTE 9 PROPERTY, PLANT AND EQUIPMENT

Property, plant and equipment in service and under construction, and related accumulated depreciation and amortization, as of December 31, 2018 and 2017, were as follows:

December 31,	Useful Lives (Years)	2018		2017	
(Dollars in millions)					
Land . . . . .	N/A	\$ 35	\$	36	
Buildings . . . . .	20	296		297	
Leasehold and land improvements . . . . .	1-30	1,210		1,178	
Cell site equipment . . . . .	7-25	3,460		3,411	
Switching equipment . . . . .	5-8	1,018		988	
Office furniture and equipment . . . . .	3-5	285		389	
Other operating assets and equipment . . . . .	3-5	51		57	
System development . . . . .	1-7	1,149		1,060	
Work in process . . . . .	N/A	274		212	
Total property, plant and equipment, gross . . . . .		7,778		7,628	
Accumulated depreciation and amortization . . . . .		(5,576)		(5,308)	
Total property, plant and equipment, net . . . . .		\$ 2,202	\$	2,320	

Depreciation and amortization expense totaled \$627 million, \$604 million and \$607 million in 2018, 2017 and 2016, respectively. In 2018, 2017 and 2016, (Gain) loss on asset disposals, net included charges of \$10 million, \$17 million and \$22 million, respectively, related to disposals of assets, trade-ins of older assets for replacement assets and other retirements of assets from service in the normal course of business.

## NOTE 10 ASSET RETIREMENT OBLIGATIONS

U.S. Cellular is subject to asset retirement obligations associated with its leased cell sites, switching office sites, retail store sites and office locations. Asset retirement obligations generally include obligations to restore leased land, towers, retail store and office premises to their pre-lease conditions. These obligations are included in Other deferred liabilities and credits in the Consolidated Balance Sheet.

In 2018 and 2017, U.S. Cellular performed a review of the assumptions and estimated costs related to its asset retirement obligations. The results of the reviews (identified as Revisions in estimated cash outflows) and other changes in asset retirement obligations during 2018 and 2017, were as follows:

	2018		2017	
(Dollars in millions)				
Balance at beginning of year . . . . .	\$ 183	\$	174	
Additional liabilities accrued . . . . .	2		1	
Revisions in estimated cash outflows . . . . .	8		(3)	
Disposition of assets . . . . .	(1)		(1)	
Accretion expense . . . . .	12		12	
Transferred to Liabilities held for sale . . . . .	(1)		-	
Balance at end of year . . . . .	\$ 203	\$	183	

## NOTE 11 DEBT

### Revolving Credit Agreement

At December 31, 2018, U.S. Cellular had a revolving credit agreement available for general corporate purposes, including spectrum purchases and capital expenditures. In May 2018, U.S. Cellular entered into a new \$300 million revolving credit agreement with certain lenders and other parties. As a result of the new agreement, U.S. Cellular's previous revolving credit agreement due to expire in June 2021 was terminated. Amounts under the revolving credit agreement may be borrowed, repaid and reborrowed from time to time until maturity in May 2023. As of December 31,

2018, there were no outstanding borrowings under the revolving credit agreement, except for letters of credit. Interest expense representing commitment fees on the unused portion of the revolving line of credit was \$1 million in each of 2018, 2017 and 2016. The commitment fees are based on the unsecured senior debt ratings assigned to U.S. Cellular by certain ratings agencies.

The following table summarizes the revolving credit agreement as of December 31, 2018:

(Dollars in millions)

Maximum borrowing capacity . . . . .	\$	300
Letters of credit outstanding . . . . .	\$	2
Amount borrowed . . . . .	\$	–
Amount available for use . . . . .	\$	298

Borrowings under the revolving credit agreement bear interest either at a London Inter-bank Offered Rate (LIBOR) plus 1.75% or at an alternative Base Rate as defined in the revolving credit agreement plus 0.75%, at U.S. Cellular's option. U.S. Cellular may select a borrowing period of either one, two, three or six months (or other period of twelve months or less if requested by U.S. Cellular and approved by the lenders). U.S. Cellular's credit spread and commitment fees on its revolving credit agreement may be subject to increase if its current credit rating from nationally recognized credit rating agencies is lowered, and may be subject to decrease if the rating is raised.

In connection with U.S. Cellular's revolving credit agreement, TDS and U.S. Cellular entered into a subordination agreement dated May 10, 2018, together with the administrative agent for the lenders under U.S. Cellular's revolving credit agreement. Pursuant to this subordination agreement, (a) any consolidated funded indebtedness from U.S. Cellular to TDS will be unsecured and (b) any (i) consolidated funded indebtedness from U.S. Cellular to TDS (other than "refinancing indebtedness" as defined in the subordination agreement) in excess of \$105 million and (ii) refinancing indebtedness in excess of \$250 million will be subordinated and made junior in right of payment to the prior payment in full of obligations to the lenders under U.S. Cellular's revolving credit agreement. As of December 31, 2018, U.S. Cellular had no outstanding consolidated funded indebtedness or refinancing indebtedness that was subordinated to the revolving credit agreement pursuant to the subordination agreement.

The continued availability of the revolving credit agreement requires U.S. Cellular to comply with certain negative and affirmative covenants, maintain certain financial ratios and make representations regarding certain matters at the time of each borrowing.

The revolving credit agreement includes the following financial covenants:

- Consolidated Interest Coverage Ratio may not be less than 3.00 to 1.00 as of the end of any fiscal quarter.
- Consolidated Leverage Ratio may not be greater than the ratios indicated as of the end of any fiscal quarter for each period specified below:

Period	Ratios
From the agreement date of May 10, 2018 through June 30, 2019 . . . . .	3.25 to 1.00
From July 1, 2019 and thereafter . . . . .	3.00 to 1.00

Certain U.S. Cellular wholly-owned subsidiaries have jointly and severally unconditionally guaranteed the payment and performance of the obligations of U.S. Cellular under the revolving credit agreement pursuant to a guaranty dated May 10, 2018. Other subsidiaries that meet certain criteria will be required to provide a similar guaranty in the future. U.S. Cellular believes it was in compliance with all of the financial and other covenants and requirements set forth in its revolving credit agreement as of December 31, 2018.

**Term Loan**

In July 2015, U.S. Cellular borrowed \$225 million on a senior term loan credit agreement in two separate draws. This agreement was entered into in January 2015, amended and restated in June 2016, and further amended in May 2018. The interest rate on outstanding borrowings is reset at one, three or six month intervals at a rate of LIBOR plus 250 basis points. This credit agreement provides for the draws to be continued on a long-term basis under terms that are readily determinable. U.S. Cellular has the ability and intent to carry the debt for the duration of the agreement.



Principal reductions are due and payable in quarterly installments of \$3 million beginning in March 2016 through December 2021, and the remaining unpaid balance will be due and payable in January 2022. The senior term loan credit agreement contains financial covenants and subsidiary guarantees that are consistent with the revolving credit agreements described above. This agreement was entered into for general corporate purposes, including working capital, spectrum purchases and capital expenditures. U.S. Cellular believes that it was in compliance with all of the financial and other covenants and requirements set forth in its term loan credit agreement as of December 31, 2018.

In connection with U.S. Cellular's term loan credit agreement, TDS and U.S. Cellular entered into a subordination agreement in June 2016 together with the administrative agent for the lenders under U.S. Cellular's term loan credit agreement, which is substantially the same as the subordination agreement for U.S. Cellular as described above under the "Revolving Credit Agreement." As of December 31, 2018, U.S. Cellular had no outstanding consolidated funded indebtedness or refinancing indebtedness that was subordinated to the term loan agreement pursuant to this subordination agreement.

### **Receivables Securitization Agreement**

In December 2017, U.S. Cellular, through its subsidiaries, entered into a \$200 million credit agreement to permit securitized borrowings using its equipment installment receivables for general corporate purposes, including acquisitions, spectrum purchases and capital expenditures. In connection with the receivables securitization agreement, U.S. Cellular formed a wholly-owned subsidiary, USCC Master Note Trust (Trust), which qualifies as a bankruptcy remote entity. Under the terms of the agreement, U.S. Cellular, through its subsidiaries, transfers eligible equipment installment receivables to the Trust. The Trust then utilizes the transferred assets as collateral for notes payables issued to third party financial institutions. Since U.S. Cellular retains effective control of the transferred assets in the Trust, any activity associated with this receivables securitization agreement will be treated as a secured borrowing. Therefore, U.S. Cellular will continue to report equipment installment receivables and any related balances on the Consolidated Balance Sheet. Cash received from borrowings under the receivables securitization agreement will be reported as Debt. Refer to Note 13 — Variable Interest Entities for additional information.

U.S. Cellular entered into a performance guaranty whereby U.S. Cellular guarantees the performance of certain wholly-owned subsidiaries of U.S. Cellular under the receivables securitization agreement. Amounts under the receivables securitization agreement may be borrowed, repaid and reborrowed from time to time until maturity in December 2019, which may be extended from time to time as specified therein. As of December 31, 2018, there were no outstanding borrowings under the receivables securitization agreement, and the entire unused capacity of \$200 million was available, subject to sufficient collateral to satisfy the asset borrowing base provisions of the agreement. As of December 31, 2018, the Trust held \$63 million of assets available to be pledged as collateral for the receivables securitization agreement.

The continued availability of the receivables securitization agreement requires U.S. Cellular to comply with certain negative and affirmative covenants, maintain certain financial ratios and provide representations on certain matters at the time of each borrowing. The covenants include the same financial covenants for U.S. Cellular as described above under the "Revolving Credit Agreement." U.S. Cellular believes that it was in compliance as of December 31, 2018, with all of the financial covenants and requirements set forth in its receivables securitization agreement.

**Other Long-Term Debt**

Long-term debt as of December 31, 2018 and 2017, was as follows:

	Issuance date	Maturity date	Call date (any time on or after)	December 31, 2018			December 31, 2017		
				Principal Amount	Less Unamortized discount and debt issuance costs	Total	Principal Amount	Less Unamortized discount and debt issuance costs	Total
(Dollars in millions)									
Unsecured Senior Notes									
	Dec 2003 and June 2004	Dec 2033	Dec 2003 and June 2004	\$ 544	\$ 14	\$ 530	\$ 544	\$ 15	\$ 529
6.700%	June 2004	Dec 2033	June 2004	342	11	331	342	11	331
6.950%	May 2011	May 2060	May 2016	275	10	265	275	10	265
7.250%	Dec 2014	Dec 2063	Dec 2019	300	10	290	300	10	290
7.250%	Nov 2015	Dec 2064	Dec 2020	191	1	190	203	2	201
Term Loan	Jul 2015	Jan 2022		5	–	5	4	–	4
Capital lease obligations				14	1	13	21	1	20
Installment payment agreement									
<b>Total long-term debt</b>				<b>\$ 1,671</b>	<b>\$ 47</b>	<b>\$ 1,624</b>	<b>\$ 1,689</b>	<b>\$ 49</b>	<b>\$ 1,640</b>
<b>Long-term debt, current</b>						<b>\$ 19</b>			<b>\$ 18</b>
<b>Long-term debt, noncurrent</b>						<b>\$ 1,605</b>			<b>\$ 1,622</b>

U.S. Cellular may redeem its 6.95% Senior Notes, 7.25% 2063 Senior Notes and 7.25% 2064 Senior Notes, in whole or in part at any time after the respective call date, at a redemption price equal to 100% of the principal amount redeemed plus accrued and unpaid interest. U.S. Cellular may redeem the 6.7% Senior Notes, in whole or in part, at any time prior to maturity at a redemption price equal to the greater of (a) 100% of the principal amount of such notes, plus accrued and unpaid interest, or (b) the sum of the present values of the remaining scheduled payments of principal and interest thereon discounted to the redemption date on a semi-annual basis at the Treasury Rate plus 30 basis points.

Interest on the Senior Notes outstanding at December 31, 2018, is payable quarterly, with the exception of the 6.7% Senior Notes for which interest is payable semi-annually.

The annual requirements for principal payments on long-term debt are approximately \$19 million, \$19 million, \$11 million, \$158 million and less than \$1 million for the years 2019 through 2023, respectively.

The covenants associated with U.S. Cellular's long-term debt obligations, among other things, restrict U.S. Cellular's ability, subject to certain exclusions, to incur additional liens, enter into sale and leaseback transactions, and sell, consolidate or merge assets.

U.S. Cellular's long-term debt notes do not contain any provisions resulting in acceleration of the maturities of outstanding debt in the event of a change in U.S. Cellular's credit rating. However, a downgrade in U.S. Cellular's credit rating could adversely affect its ability to obtain long-term debt financing in the future.

## NOTE 12 COMMITMENTS AND CONTINGENCIES

### Purchase Obligations

U.S. Cellular has obligations payable under non-cancellable contracts, commitments for device purchases, network facilities and transport services, agreements for software licensing, long-term marketing programs, as well as certain agreements to purchase goods or services. Where applicable, U.S. Cellular calculates its obligation based on termination fees that can be paid to exit the contract. Future minimum payments required under these commitments as of December 31, 2018 are as follows:

	<b>Purchase Obligations</b>
(Dollars in millions)	
2019	\$ 1,296
2020	112
2021	68
2022	33
2023	12
Thereafter	24
<b>Total</b>	<b>\$ 1,545</b>

Subsequent to December 31, 2018, U.S. Cellular committed to purchase assets from a third party in the amount of \$129 million, subject to regulatory approval. This amount is not included in the 2019 purchase obligations above, which are stated as of December 31, 2018.

### Lease Commitments

U.S. Cellular and its subsidiaries have leases for office space, retail store sites, cell sites and equipment which are accounted for as operating leases. Certain leases have renewal options and/or fixed rental increases. Renewal options that are reasonably assured of exercise are included in determining the lease term. Any rent abatements or lease incentives, in addition to fixed rental increases, are included in the calculation of rent expense and calculated on a straight-line basis over the defined lease term. Rent expense totaled \$173 million, \$166 million and \$161 million in 2018, 2017 and 2016, respectively.

U.S. Cellular and its subsidiaries are also the lessors for tower space which are accounted for as operating leases. The leased assets are included in Property, plant and equipment on the Consolidated Balance Sheet.

As of December 31, 2018, future minimum rental payments required under operating leases and rental receipts expected under operating leases that have noncancellable lease terms in excess of one year were as follows:

	<b>Operating Leases Future Minimum Rental Payments</b>	<b>Operating Leases Future Minimum Rental Receipts</b>
(Dollars in millions)		
2019	\$ 154	\$ 58
2020	143	47
2021	128	34
2022	112	22
2023	97	10
Thereafter	769	3
<b>Total</b>	<b>\$ 1,403</b>	<b>\$ 174</b>

### Indemnifications

U.S. Cellular enters into agreements in the normal course of business that provide for indemnification of counterparties. The terms of the indemnifications vary by agreement. The events or circumstances that would require U.S. Cellular to perform under these indemnities are transaction specific; however, these agreements may require U.S. Cellular to indemnify the counterparty for costs and losses incurred from litigation or claims arising from the underlying transaction.

U.S. Cellular is unable to estimate the maximum potential liability for these types of indemnifications as the amounts are dependent on the outcome of future events, the nature and likelihood of which cannot be determined at this time. Historically, U.S. Cellular has not made any significant indemnification payments under such agreements.

### Legal Proceedings

U.S. Cellular is involved or may be involved from time to time in legal proceedings before the FCC, other regulatory authorities, and/or various state and federal courts. If U.S. Cellular believes that a loss arising from such legal proceedings is probable and can be reasonably estimated, an amount is accrued in the financial statements for the estimated loss. If only a range of loss can be determined, the best estimate within that range is accrued; if none of the estimates within that range is better than another, the low end of the range is accrued. The assessment of the expected outcomes of legal proceedings is a highly subjective process that requires judgments about future events. The legal proceedings are reviewed at least quarterly to determine the adequacy of accruals and related financial statement disclosures. The ultimate outcomes of legal proceedings could differ materially from amounts accrued in the financial statements.

U.S. Cellular has recorded no accrual and \$1 million with respect to legal proceedings and unasserted claims as of December 31, 2018 and 2017, respectively. U.S. Cellular has not accrued any amount for legal proceedings if it cannot estimate the amount of the possible loss or range of loss. U.S. Cellular is unable to estimate any contingent loss in excess of the amounts accrued.

The United States Department of Justice (DOJ) has notified U.S. Cellular and its parent, TDS, that it is conducting inquiries of U.S. Cellular and TDS under the federal False Claims Act. The DOJ is investigating U.S. Cellular's participation in spectrum auctions 58, 66, 73 and 97 conducted by the FCC. U.S. Cellular is a limited partner in several limited partnerships which qualified for the 25% bid credit in each auction. TDS and U.S. Cellular are cooperating with the DOJ's review. TDS and U.S. Cellular believe that U.S. Cellular's arrangements with the limited partnerships and the limited partnerships' participation in the FCC auctions complied with applicable law and FCC rules. At this time, U.S. Cellular cannot predict the outcome of this review.

## NOTE 13 VARIABLE INTEREST ENTITIES

### Consolidated VIEs

U.S. Cellular consolidates VIEs in which it has a controlling financial interest as defined by GAAP and is therefore deemed the primary beneficiary. A controlling financial interest will have both of the following characteristics: (a) the power to direct the VIE activities that most significantly impact economic performance and (b) the obligation to absorb the VIE losses and the right to receive benefits that are significant to the VIE. U.S. Cellular reviews these criteria initially at the time it enters into agreements and subsequently when events warranting reconsideration occur. These VIEs have risks similar to those described in the "Risk Factors" in U.S. Cellular's Form 10-K for the year ended December 31, 2018.

During 2017, U.S. Cellular formed USCC EIP LLC (Seller/Sub-Servicer), USCC Receivables Funding LLC (Transferor) and the Trust, collectively the special purpose entities (SPEs), to facilitate a securitized borrowing using its equipment installment plan receivables. Under a Receivables Sale Agreement, U.S. Cellular wholly-owned, majority-owned and unconsolidated entities, collectively referred to as "affiliated entities", will transfer device equipment installment plan contracts to the Seller/Sub-Servicer. The Seller/Sub-Servicer will aggregate device equipment installment plan contracts, and perform servicing, collection and all other administrative activities related to accounting for the equipment installment plan contracts. The Seller/Sub-Servicer will sell the eligible equipment installment plan receivables to the Transferor, a bankruptcy remote entity, which will subsequently sell the receivables to the Trust. The Trust, which is bankruptcy remote and isolated from the creditors of U.S. Cellular, will be responsible for issuing asset-backed variable funding notes (Notes), which are collateralized by the equipment installment plan receivables owned by the Trust. Given that U.S. Cellular has the power to direct the activities of these SPEs, and that these SPEs lack sufficient equity to finance their activities, U.S. Cellular is deemed to have a controlling financial interest in the SPEs and, therefore, consolidates them. All transactions with third parties (e.g., issuance of the asset-backed variable funding notes) will be accounted for as a secured borrowing due to the pledging of equipment installment plan contracts as collateral, significant continuing involvement in the transferred assets, subordinated interests of the cash flows, and continued evidence of control of the receivables. Refer to Note 11 — Debt, Receivables Securitization Agreement for additional details regarding the securitization agreement for which these entities were established.

The following VIEs were formed to participate in FCC auctions of wireless spectrum and to fund, establish, and provide wireless service with respect to any FCC licenses won in the auctions:

- Advantage Spectrum, L.P. (Advantage Spectrum) and Sunshine Spectrum, Inc., the general partner of Advantage Spectrum; and
- King Street Wireless, L.P. (King Street Wireless) and King Street Wireless, Inc., the general partner of King Street Wireless.

These particular VIEs are collectively referred to as designated entities. The power to direct the activities that most significantly impact the economic performance of these VIEs is shared. Specifically, the general partner of these VIEs has the exclusive right to manage, operate and control the limited partnerships and make all decisions to carry on the business of the partnerships. The general partner of each partnership needs the consent of the limited partner, an indirect U.S. Cellular subsidiary, to sell or lease certain licenses, to make certain large expenditures, admit other partners or liquidate the limited partnerships. Although the power to direct the activities of these VIEs is shared, U.S. Cellular has the most significant level of exposure to the variability associated with the economic performance of the VIEs, indicating that U.S. Cellular is the primary beneficiary of the VIEs. Therefore, in accordance with GAAP, these VIEs are consolidated.

During 2018, U.S. Cellular received liquidating distributions from Aquinas Wireless, L.P. (Aquinas Wireless). Subsequent to the final distribution date, Aquinas Wireless had no remaining assets and was dissolved.

U.S. Cellular also consolidates other VIEs that are limited partnerships that provide wireless service. A limited partnership is a variable interest entity unless the limited partners hold substantive participating rights or kick-out rights over the general partner. For certain limited partnerships, U.S. Cellular is the general partner and manages the operations. In these partnerships, the limited partners do not have substantive kick-out or participating rights and, further, such limited partners do not have the authority to remove the general partner. Therefore, these limited partnerships are also recognized as VIEs and are consolidated under the variable interest model.

The following table presents the classification and balances of the consolidated VIEs' assets and liabilities in U.S. Cellular's Consolidated Balance Sheet.

<b>December 31,</b>	<b>2018</b>		<b>2017</b>	
(Dollars in millions)				
<b>Assets</b>				
Cash and cash equivalents . . . . .	\$	9	\$	3
Short-term investments . . . . .		17		—
Accounts receivable . . . . .		611		476
Inventory, net . . . . .		5		5
Other current assets . . . . .		6		3
Assets held for sale . . . . .		4		—
Licenses . . . . .		652		655
Property, plant and equipment, net . . . . .		94		99
Other assets and deferred charges . . . . .		349		303
<b>Total assets . . . . .</b>	<b>\$</b>	<b>1,747</b>	<b>\$</b>	<b>1,544</b>
<b>Liabilities</b>				
Current liabilities . . . . .	\$	34	\$	39
Liabilities held for sale . . . . .		1		—
Deferred liabilities and credits . . . . .		16		13
<b>Total liabilities . . . . .</b>	<b>\$</b>	<b>51</b>	<b>\$</b>	<b>52</b>

### Unconsolidated VIEs

U.S. Cellular manages the operations of and holds a variable interest in certain other limited partnerships, but is not the primary beneficiary of these entities and, therefore, does not consolidate them under the variable interest model.

U.S. Cellular's total investment in these unconsolidated entities was \$4 million at December 31, 2018 and 2017, and is included in Investments in unconsolidated entities in U.S. Cellular's Consolidated Balance Sheet. The maximum exposure from unconsolidated VIEs is limited to the investment held by U.S. Cellular in those entities.

### Other Related Matters

U.S. Cellular made contributions, loans and/or advances to its VIEs totaling \$152 million, \$821 million and \$98 million during 2018, 2017 and 2016, respectively; of which \$116 million in 2018 and \$790 million in 2017 are related to USCC EIP LLC as discussed above. U.S. Cellular may agree to make additional capital contributions and/or advances to these or other VIEs and/or to their general partners to provide additional funding for operations or the development of licenses granted in various auctions. U.S. Cellular may finance such amounts with a combination of cash on hand, borrowings under its revolving credit agreement and/or other long-term debt. There is no assurance that U.S. Cellular will be able to obtain additional financing on commercially reasonable terms or at all to provide such financial support.

The limited partnership agreements of Advantage Spectrum and King Street Wireless also provide the general partner with a put option whereby the general partner may require the limited partner, a subsidiary of U.S. Cellular, to purchase its interest in the limited partnership. The general partner's put options related to its interests in King Street Wireless will become exercisable in 2019. The general partner's put options related to its interest in Advantage Spectrum will become exercisable in 2021 and 2022. The greater of the carrying value of the general partner's investment or the value of the put option, net of any borrowings due to U.S. Cellular is recorded as Noncontrolling interests with redemption features in U.S. Cellular's Consolidated Balance Sheet. Also in accordance with GAAP, minority share of income or changes in the redemption value of the put options, net of interest accrued on the loans, are recorded as a component of Net income attributable to noncontrolling interests, net of tax, in U.S. Cellular's Consolidated Statement of Operations.

During the first quarter of 2018, U.S. Cellular recorded an out-of-period adjustment attributable to 2016 and 2017 due to errors in the application of accounting guidance applicable to the calculation of Noncontrolling interests with redemption features related to King Street Wireless, Inc. This out-of-period adjustment had the impact of increasing Net income attributable to noncontrolling interests, net of tax, by \$8 million and decreasing Net income attributable to U.S. Cellular shareholders by \$8 million in 2018. U.S. Cellular determined that this adjustment was not material to any of the periods impacted.

## NOTE 14 NONCONTROLLING INTERESTS

U.S. Cellular's consolidated financial statements include certain noncontrolling interests that meet the GAAP definition of mandatorily redeemable financial instruments. These mandatorily redeemable noncontrolling interests represent interests held by third parties in consolidated partnerships, where the terms of the underlying partnership agreement provide for a defined termination date at which time the assets of the subsidiary are to be sold, the liabilities are to be extinguished and the remaining net proceeds are to be distributed to the noncontrolling interest holders and U.S. Cellular in accordance with the respective partnership agreements. The termination dates of these mandatorily redeemable noncontrolling interests range from 2085 to 2092.

The estimated aggregate amount that would be due and payable to settle all of these noncontrolling interests, assuming an orderly liquidation of the finite-lived consolidated partnerships on December 31, 2018, net of estimated liquidation costs, is \$26 million. This amount excludes redemption amounts recorded in Noncontrolling interests with redemption features in the Consolidated Balance Sheet. The estimate of settlement value was based on certain factors and assumptions which are subjective in nature. Changes in those factors and assumptions could result in a materially larger or smaller settlement amount. The corresponding carrying value of the mandatorily redeemable noncontrolling interests in finite-lived consolidated partnerships at December 31, 2018, was \$11 million, and is included in Noncontrolling interests in the Consolidated Balance Sheet. The excess of the aggregate settlement value over the aggregate carrying value of these mandatorily redeemable noncontrolling interests is due primarily to the unrecognized appreciation of the noncontrolling interest holders' share of the underlying net assets in the consolidated partnerships. Neither the noncontrolling interest holders' share, nor U.S. Cellular's share, of the appreciation of the underlying net assets of these subsidiaries is reflected in the consolidated financial statements.

## NOTE 15 COMMON SHAREHOLDERS' EQUITY

### Series A Common Shares

Series A Common Shares are convertible on a share-for-share basis into Common Shares. In matters other than the election of directors, each Series A Common Share is entitled to ten votes per share, compared to one vote for each Common Share. The Series A Common Shares are entitled to elect 75% of the directors (rounded down), and the Common Shares elect 25% of the directors (rounded up). As of December 31, 2018, a majority of U.S. Cellular's outstanding Common Shares and all of U.S. Cellular's outstanding Series A Common Shares were held by TDS.

**Common Share Repurchase Program**

In November 2009, U.S. Cellular announced by Form 8-K that the Board of Directors of U.S. Cellular authorized the repurchase of up to 1,300,000 Common Shares on an annual basis beginning in 2009 and continuing each year thereafter, on a cumulative basis. In December 2016, the U.S. Cellular Board amended this authorization to provide that, beginning on January 1, 2017, the authorized repurchase amount with respect to a particular year will be any amount from zero to 1,300,000 Common Shares, as determined by the Pricing Committee of the Board of Directors, and that if the Pricing Committee did not specify an amount for any year, such amount would be zero for such year. The Pricing Committee has not specified any increase in the authorization since that time. The Pricing Committee also was authorized to decrease the cumulative amount of the authorization at any time, but has not taken any action to do so at this time. As of December 31, 2018, the total cumulative amount of Common Shares authorized to be purchased is 5,901,000. The authorization provides that share repurchases will be made pursuant to open market purchases, block purchases, private purchases, or otherwise, depending on market prices and other conditions. This authorization does not have an expiration date.

Pursuant to certain employee and non-employee benefit plans, U.S. Cellular reissued the following Treasury Shares:

Year Ended December 31,	2018	2017	2016
<i>(Shares in millions)</i>			
Treasury Shares Reissued . . . . .	1	–	1

**Tax-Deferred Savings Plan**

At December 31, 2018, U.S. Cellular has reserved 67,000 Common Shares for issuance under the TDS Tax-Deferred Savings Plan, a qualified profit-sharing plan pursuant to Sections 401(a) and 401(k) of the Internal Revenue Code. Participating employees have the option of investing their contributions in a U.S. Cellular Common Share fund, a TDS Common Share fund or certain unaffiliated funds.

**NOTE 16 STOCK-BASED COMPENSATION**

U.S. Cellular has established the following stock-based compensation plans: Long-Term Incentive Plans and a Non-Employee Director compensation plan.

Under the U.S. Cellular Long-Term Incentive Plans, U.S. Cellular may grant fixed and performance based incentive and non-qualified stock options, restricted stock, restricted stock units, and deferred compensation stock unit awards to key employees. At December 31, 2018, the only types of awards outstanding are fixed non-qualified stock option awards, restricted stock unit awards, performance share awards and deferred compensation stock unit awards.

Under the Non-Employee Director compensation plan, U.S. Cellular may grant Common Shares to members of the Board of Directors who are not employees of U.S. Cellular or TDS.

At December 31, 2018, U.S. Cellular had reserved 13,286,000 Common Shares for equity awards granted and to be granted under the Long-Term Incentive Plans and 137,000 Common Shares for issuance under the Non-Employee Director compensation plan.

U.S. Cellular uses treasury stock to satisfy requirements for Common Shares issued pursuant to its various stock-based compensation plans.

*Long-Term Incentive Plans – Stock Options*

Stock options granted to key employees are exercisable over a specified period not in excess of ten years. Stock options generally vest over a period of three years from the date of grant. Stock options outstanding at December 31, 2018, expire between 2019 and 2026. However, vested stock options typically expire 30 days after the effective date of an employee’s termination of employment for reasons other than retirement. Employees who leave at the age of retirement have 90 days (or one year if they satisfy certain requirements) within which to exercise their vested stock options. The exercise price of options equals the market value of U.S. Cellular Common Shares on the date of grant.



U.S. Cellular did not grant stock option awards in 2018 or 2017. U.S. Cellular estimated the fair value of stock options granted during 2016 using the Black-Scholes valuation model and the assumptions shown in the table below.

	2016
Expected life . . . . .	4.7 years
Expected annual volatility rate . . . . .	30.5%
Dividend yield . . . . .	-%
Risk-free interest rate . . . . .	1.2%
Estimated annual forfeiture rate . . . . .	9.4%

Pre-vesting forfeitures and expected life are estimated based on historical experience related to similar awards, giving consideration to the contractual terms of the stock-based awards, vesting schedules and expectations of future employee behavior. U.S. Cellular believes that its historical experience provides the best estimates of future pre-vesting forfeitures and future expected life. The expected volatility assumption is based on the historical volatility of U.S. Cellular's common stock over a period commensurate with the expected life. The dividend yield assumption is zero because U.S. Cellular has never paid a dividend, except a special cash dividend in June 2013, and has expressed its intention to retain all future earnings in the business. The risk-free interest rate assumption is determined using the U.S. Treasury Yield Curve Rate with a term length that approximates the expected life of the stock options.

The fair value of options is recognized as compensation cost using an accelerated attribution method over the requisite service periods of the awards, which is generally the vesting period.

A summary of U.S. Cellular stock options outstanding (total and portion exercisable) and changes during 2018 is presented in the table below:

Common Share Options	Number of Options	Weighted Average Exercise Price	Aggregate Intrinsic Value (in millions)	Weighted Average Remaining Contractual Life (in years)
Outstanding at December 31, 2017 . . . . .	3,495,000	\$ 41.10		
(2,475,000 exercisable) . . . . .		\$ 40.79		
Exercised . . . . .	(2,318,000)	\$ 39.45		
Forfeited . . . . .	(19,000)	\$ 43.12		
Expired . . . . .	(352,000)	\$ 47.29		
Outstanding at December 31, 2018 . . . . .	806,000	\$ 43.10	\$ 7	6.0
(420,000 exercisable) . . . . .		\$ 42.39	\$ 4	5.7

The weighted average grant date fair value per share of the U.S. Cellular stock options granted in 2016 was \$12.77. The aggregate intrinsic value of U.S. Cellular stock options exercised in 2018, 2017 and 2016 was \$19 million, \$1 million and \$4 million, respectively. The aggregate intrinsic value at December 31, 2018, presented in the table above represents the total pre-tax intrinsic value (the difference between U.S. Cellular's closing stock price and the exercise price multiplied by the number of in-the-money options) that would have been received by option holders had all options been exercised on December 31, 2018.

*Long-Term Incentive Plans – Restricted Stock Units*

Restricted stock unit awards granted to key employees generally vest after three years. The restricted stock unit awards currently outstanding were granted in 2016, 2017 and 2018 and will vest in 2019, 2020 and 2021, respectively.

U.S. Cellular estimates the fair value of restricted stock units based on the closing market price of U.S. Cellular shares on the date of grant. The fair value is then recognized as compensation cost on a straight-line basis over the requisite service periods of the awards, which is generally the vesting period.

A summary of U.S. Cellular nonvested restricted stock units at December 31, 2018, and changes during the year then ended is presented in the table below:

<b>Common Restricted Stock Units</b>	<b>Number</b>	<b>Weighted Average Grant Date Fair Value</b>
Nonvested at December 31, 2017	1,483,000	\$ 39.67
Granted	559,000	\$ 38.19
Vested	(395,000)	\$ 37.30
Forfeited	(78,000)	\$ 39.78
Nonvested at December 31, 2018	1,569,000	\$ 39.74

The total fair value of restricted stock units that vested during 2018, 2017 and 2016 was \$16 million, \$11 million and \$15 million, respectively. The weighted average grant date fair value per share of the restricted stock units granted in 2018, 2017 and 2016 was \$38.19, \$38.04 and \$43.32, respectively.

*Long-Term Incentive Plans – Performance Share Awards (Performance Shares)*

Beginning in 2017, U.S. Cellular granted performance shares, specifically performance stock units, to key employees. The performance shares vest after three years. Each recipient may be entitled to shares of U.S. Cellular common stock equal to 50% to 200% of a communicated target award depending on the achievement of predetermined performance-based operating targets over the performance period, which is a one year period beginning on January 1 in the year of grant to December 31 in the year of grant. The remaining time through the end of the vesting period is considered the "time-based period". Performance-based operating targets include Simple Free Cash Flow, Consolidated Total Operating Revenues and Postpaid Handset Voluntary Defections. Subject to vesting during the time-based period, the performance share award agreement provides that in no event shall the award be less than 50% of the target opportunity as of the grant date. The performance shares awards currently outstanding that were granted in 2017 and 2018 and will vest in 2020 and 2021, respectively.

U.S. Cellular estimates the fair value of performance shares using U.S. Cellular's closing stock price on the date of grant. An estimate of the number of performance shares expected to vest based upon achieving the performance-based operating targets is made and the aggregate fair value is expensed on a straight-line basis over the requisite service period. Each reporting period, during the performance period, the estimate of the number of performance shares expected to vest is reviewed and stock compensation expense is adjusted as appropriate to reflect the revised estimate of the aggregate fair value of the performance shares expected to vest.

A summary of U.S. Cellular's nonvested performance shares and changes during 2018 is presented in the table below:

<b>Common Performance Shares</b>	<b>Number</b>	<b>Weighted Average Grant Date Fair Value</b>
Nonvested at December 31, 2017	342,000	\$ 36.92
Granted	357,000	\$ 38.81
Change in units based on approved performance factors	111,000	\$ 36.92
Forfeited	(42,000)	\$ 37.37
Nonvested at December 31, 2018	768,000	\$ 37.78

No performance shares vested during 2018 or 2017. The weighted average grant date fair value per share of the performance shares granted in 2018 and 2017 was \$38.81 and \$36.92, respectively.

*Long-Term Incentive Plans – Deferred Compensation Stock Units*

Certain U.S. Cellular employees may elect to defer receipt of all or a portion of their annual bonuses and to receive a company matching contribution on the amount deferred. All bonus compensation that is deferred by employees electing to participate is immediately vested and is deemed to be invested in U.S. Cellular Common Share stock units. The amount of U.S. Cellular's matching contribution depends on the portion of the annual bonus that is deferred. Participants receive a 25% match for amounts deferred up to 50% of their total annual bonus and a 33% match for amounts that

exceed 50% of their total annual bonus; such matching contributions also are deemed to be invested in U.S. Cellular Common Share stock units and vest over three years.

The total fair value of deferred compensation stock units that vested during 2018, 2017 and 2016 was less than \$1 million in each respective year. The weighted average grant date fair value per share of the deferred compensation stock units granted in 2018, 2017 and 2016 was \$40.72, \$36.02 and \$41.31, respectively. As of December 31, 2018, there were 33,000 vested but unissued deferred compensation stock units valued at \$2 million.

*Compensation of Non-Employee Directors*

U.S. Cellular issued 18,000, 15,000 and 13,000 Common Shares in 2018, 2017 and 2016, respectively, under its Non-Employee Director compensation plan.

**Stock-Based Compensation Expense**

The following table summarizes stock-based compensation expense recognized during 2018, 2017 and 2016:

<b>Year Ended December 31,</b>	<b>2018</b>	2017	2016
(Dollars in millions)			
Stock option awards	\$ 2	\$ 6	\$ 11
Restricted stock unit awards	21	19	14
Performance share awards	13	4	—
Awards under Non-Employee Director compensation plan	1	1	1
Total stock-based compensation expense, before income taxes	37	30	26
Income tax benefit	(9)	(11)	(10)
Total stock-based compensation expense, net of income taxes	\$ 28	\$ 19	\$ 16

The following table provides a summary of the classification of stock-based compensation expense included in the Consolidated Statement of Operations for the years ended:

<b>December 31,</b>	<b>2018</b>	2017	2016
(Dollars in millions)			
Selling, general and administrative expense	\$ 33	\$ 27	\$ 23
System operations expense	4	3	3
Total stock-based compensation expense	\$ 37	\$ 30	\$ 26

At December 31, 2018, unrecognized compensation cost for all U.S. Cellular stock-based compensation awards was \$33 million and is expected to be recognized over a weighted average period of 1.6 years.

U.S. Cellular's tax benefits realized from the exercise of stock options and the vesting of other awards totaled \$9 million in 2018.

**NOTE 17 SUPPLEMENTAL CASH FLOW DISCLOSURES**

Following are supplemental cash flow disclosures regarding interest paid and income taxes paid.

<b>Year Ended December 31,</b>	<b>2018</b>	2017	2016
(Dollars in millions)			
Interest paid	\$ 113	\$ 111	\$ 113
Income taxes paid, net of refunds received	90	55	(11)

Following are supplemental cash flow disclosures regarding transactions related to stock-based compensation awards. In certain situations, U.S. Cellular withholds shares that are issuable upon the exercise of stock options or the vesting of restricted shares to cover, and with a value equivalent to, the exercise price and/or the amount of taxes required to be withheld from the stock award holder at the time of the exercise or vesting. U.S. Cellular then pays the amount of the required tax withholdings to the taxing authorities in cash.

Year Ended December 31,	2018	2017	2016
(Dollars in millions)			
Common Shares withheld . . . . .	1,549,800	144,755	308,010
Aggregate value of Common Shares withheld . . . . .	\$ 73	\$ 6	\$ 13
Cash receipts upon exercise of stock options . . . . .	29	5	12
Cash disbursements for payment of taxes . . . . .	(11)	(4)	(6)
Net cash receipts from exercise of stock options and vesting of other stock awards .	\$ 18	\$ 1	\$ 6

## NOTE 18 CERTAIN RELATIONSHIPS AND RELATED TRANSACTIONS

The following persons are partners of Sidley Austin LLP, the principal law firm of U.S. Cellular and its subsidiaries: Walter C.D. Carlson, a director of U.S. Cellular, a director and non-executive Chairman of the Board of Directors of TDS and a trustee and beneficiary of a voting trust that controls TDS; William S. DeCarlo, the General Counsel of TDS and an Assistant Secretary of TDS and certain subsidiaries of TDS; and Stephen P. Fitzell, the General Counsel of U.S. Cellular and TDS Telecommunications LLC and an Assistant Secretary of U.S. Cellular and certain other subsidiaries of TDS. Walter C.D. Carlson does not provide legal services to TDS, U.S. Cellular or their subsidiaries. U.S. Cellular and its subsidiaries incurred legal costs from Sidley Austin LLP of \$5 million, \$7 million and \$6 million in 2018, 2017 and 2016, respectively.

U.S. Cellular is billed for all services it receives from TDS, pursuant to the terms of various agreements between it and TDS. These billings are included in U.S. Cellular’s Selling, general and administrative expenses. Some of these agreements were established at a time prior to U.S. Cellular’s initial public offering when TDS owned more than 90% of U.S. Cellular’s outstanding capital stock and may not reflect terms that would be obtainable from an unrelated third party through arms-length negotiations. Billings from TDS and certain of its subsidiaries to U.S. Cellular are based on expenses specifically identified to U.S. Cellular and on allocations of common expenses. Such allocations are based on the relationship of U.S. Cellular’s assets, employees, investment in property, plant and equipment and expenses relative to all subsidiaries in the TDS consolidated group. Management believes the method TDS uses to allocate common expenses is reasonable and that all expenses and costs applicable to U.S. Cellular are reflected in its financial statements. Billings to U.S. Cellular from TDS totaled \$86 million, \$85 million and \$94 million in 2018, 2017 and 2016, respectively.

The Audit Committee of the Board of Directors of U.S. Cellular is responsible for the review and evaluation of all related-party transactions as such term is defined by the rules of the New York Stock Exchange.

### Management's Responsibility for Financial Statements

Management of United States Cellular Corporation has the responsibility for preparing the accompanying consolidated financial statements and for their integrity and objectivity. The statements were prepared in accordance with accounting principles generally accepted in the United States of America and, in management's opinion, were fairly presented. The financial statements included amounts that were based on management's best estimates and judgments. Management also prepared the other information in the annual report and is responsible for its accuracy and consistency with the financial statements.

PricewaterhouseCoopers LLP, an independent registered public accounting firm, has audited these consolidated financial statements in accordance with the standards of the Public Company Accounting Oversight Board (United States) and has expressed herein its unqualified opinion on these financial statements.

/s/ Kenneth R. Meyers

Kenneth R. Meyers  
*President and Chief Executive Officer*  
*(principal executive officer)*

/s/ Steven T. Campbell

Steven T. Campbell  
*Executive Vice President — Finance, Chief Financial Officer*  
*and Treasurer*  
*(principal financial officer)*

/s/ Douglas W. Chambers

Douglas W. Chambers  
*Chief Accounting Officer*  
*(principal accounting officer)*

/s/ Jeffrey S. Hoersch

Jeffrey S. Hoersch  
*Vice President and Controller*

**Management’s Report on Internal Control Over Financial Reporting**

Management is responsible for establishing and maintaining adequate internal control over financial reporting, as such term is defined in Rules 13a-15(f) and 15d-15(f) under the Exchange Act. U.S. Cellular’s internal control over financial reporting is a process designed to provide reasonable assurance regarding the reliability of financial reporting and the preparation of financial statements for external purposes in accordance with accounting principles generally accepted in the United States of America (GAAP). U.S. Cellular’s internal control over financial reporting includes those policies and procedures that (i) pertain to the maintenance of records that, in reasonable detail, accurately and fairly reflect the transactions and dispositions of the assets of the issuer; (ii) provide reasonable assurance that transactions are recorded as necessary to permit preparation of financial statements in accordance with GAAP, and that receipts and expenditures of the issuer are being made only in accordance with authorizations of management and, where required, the Board of Directors of the issuer; and (iii) provide reasonable assurance regarding prevention or timely detection of unauthorized acquisition, use, or disposition of the issuer’s assets that could have a material effect on the interim or annual consolidated financial statements.

Because of its inherent limitations, internal control over financial reporting may not prevent or detect misstatements. Also, projections of any evaluation of effectiveness to future periods are subject to the risk that controls may become inadequate because of changes in conditions, or that the degree of compliance with the policies or procedures may deteriorate.

Under the supervision and with the participation of U.S. Cellular’s management, including its principal executive officer and principal financial officer, U.S. Cellular conducted an evaluation of the effectiveness of its internal control over financial reporting as of December 31, 2018, based on the criteria established in the 2013 version of *Internal Control — Integrated Framework* issued by the Committee of Sponsoring Organizations of the Treadway Commission (COSO). Management has concluded that U.S. Cellular maintained effective internal control over financial reporting as of December 31, 2018, based on criteria established in the 2013 version of *Internal Control — Integrated Framework* issued by the COSO.

The effectiveness of U.S. Cellular’s internal control over financial reporting as of December 31, 2018, has been audited by PricewaterhouseCoopers LLP, an independent registered public accounting firm, as stated in the firm’s report included herein.

/s/ Kenneth R. Meyers

Kenneth R. Meyers  
*President and Chief Executive Officer*  
*(principal executive officer)*

/s/ Steven T. Campbell

Steven T. Campbell  
*Executive Vice President — Finance, Chief Financial Officer*  
*and Treasurer*  
*(principal financial officer)*

/s/ Douglas W. Chambers

Douglas W. Chambers  
*Chief Accounting Officer*  
*(principal accounting officer)*

/s/ Jeffrey S. Hoersch

Jeffrey F. Hoersch  
*Vice President and Controller*

To the Board of Directors and Shareholders of United States Cellular Corporation:

**Opinions on the Financial Statements and Internal Control over Financial Reporting**

We have audited the accompanying consolidated balance sheets of United States Cellular Corporation and its subsidiaries ("the Company") as of December 31, 2018 and 2017, and the related consolidated statements of operations, changes in equity, and cash flows for each of the three years in the period ended December 31, 2018, including the related notes (collectively referred to as the "consolidated financial statements"). We also have audited the Company's internal control over financial reporting as of December 31, 2018, based on criteria established in *Internal Control — Integrated Framework* (2013) issued by the Committee of Sponsoring Organizations of the Treadway Commission (COSO).

In our opinion, based on our audits and the report of other auditors, the consolidated financial statements referred to above present fairly, in all material respects, the financial position of the Company as of December 31, 2018 and 2017, and the results of its operations and its cash flows for each of the three years in the period ended December 31, 2018 in conformity with accounting principles generally accepted in the United States of America. Also in our opinion, the Company maintained, in all material respects, effective internal control over financial reporting as of December 31, 2018, based on criteria established in *Internal Control — Integrated Framework* (2013) issued by the COSO.

We did not audit the financial statements of Los Angeles SMSA Limited Partnership, a 5.5% equity investment of the Company, which is reflected in the consolidated financial statements of the Company as an equity method investment of \$262,100,000 and \$244,400,000 as of December 31, 2018 and 2017, respectively, and income from equity investments of \$76,900,000, \$66,200,000 and \$71,400,000 for each of the three years in the period ended December 31, 2018. The financial statements of Los Angeles SMSA Limited Partnership were audited by other auditors whose report thereon has been furnished to us, and our opinion on the financial statements expressed herein, insofar as it relates to the amounts included for Los Angeles SMSA Limited Partnership, is based solely on the report of the other auditors.

*Change in Accounting Principle*

As discussed in Note 2 to the consolidated financial statements, the Company changed the manner in which it accounts for revenues from contracts with customers in 2018.

**Basis for Opinions**

The Company's management is responsible for these consolidated financial statements, for maintaining effective internal control over financial reporting, and for its assessment of the effectiveness of internal control over financial reporting, included in Management's Report on Internal Control over Financial Reporting appearing under Item 9A. Our responsibility is to express opinions on the Company's consolidated financial statements and on the Company's internal control over financial reporting based on our audits. We are a public accounting firm registered with the Public Company Accounting Oversight Board (United States) (PCAOB) and are required to be independent with respect to the Company in accordance with the U.S. federal securities laws and the applicable rules and regulations of the Securities and Exchange Commission and the PCAOB.

We conducted our audits in accordance with the standards of the PCAOB. Those standards require that we plan and perform the audits to obtain reasonable assurance about whether the consolidated financial statements are free of material misstatement, whether due to error or fraud, and whether effective internal control over financial reporting was maintained in all material respects.

Our audits of the consolidated financial statements included performing procedures to assess the risks of material misstatement of the consolidated financial statements, whether due to error or fraud, and performing procedures that respond to those risks. Such procedures included examining, on a test basis, evidence regarding the amounts and disclosures in the consolidated financial statements. Our audits also included evaluating the accounting principles used and significant estimates made by management, as well as evaluating the overall presentation of the consolidated financial statements. Our audit of internal control over financial reporting included obtaining an understanding of internal control over financial reporting, assessing the risk that a material weakness exists, and testing and evaluating the design and operating effectiveness of internal control based on the assessed risk. Our audits also included performing such other procedures as we considered necessary in the circumstances. We believe that our audits and the report of other auditors provide a reasonable basis for our opinions.

**Definition and Limitations of Internal Control over Financial Reporting**

A company's internal control over financial reporting is a process designed to provide reasonable assurance regarding the reliability of financial reporting and the preparation of financial statements for external purposes in accordance with generally accepted accounting principles. A company's internal control over financial reporting includes those policies and procedures that (i) pertain to the maintenance of records that, in reasonable detail, accurately and fairly reflect the transactions and dispositions of the assets of the company; (ii) provide reasonable assurance that transactions are recorded as necessary to permit preparation of financial statements in accordance with generally accepted accounting principles, and that receipts and expenditures of the company are being made only in accordance with authorizations of management and directors of the company; and (iii) provide reasonable assurance regarding prevention or timely detection of unauthorized acquisition, use, or disposition of the company's assets that could have a material effect on the financial statements.

Because of its inherent limitations, internal control over financial reporting may not prevent or detect misstatements. Also, projections of any evaluation of effectiveness to future periods are subject to the risk that controls may become inadequate because of changes in conditions, or that the degree of compliance with the policies or procedures may deteriorate.

/s/ PricewaterhouseCoopers LLP

Chicago, Illinois  
February 22, 2019

We have served as the Company's auditor since 2002.



UNITED STATES CELLULAR CORPORATION SELECTED CONSOLIDATED FINANCIAL DATA

Year Ended or at December 31,	2018 <sup>1</sup>	2017	2016	2015	2014
(Dollars and shares in millions, except per share amounts)					
<b>Statement of Operations data</b>					
Service revenues . . . . .	\$ 2,978	\$ 2,978	\$ 3,081	\$ 3,384	\$ 3,407
Equipment sales . . . . .	989	912	909	647	495
Operating revenues . . . . .	<b>3,967</b>	3,890	3,990	4,031	3,902
Loss on impairment of goodwill . . . . .	—	370	—	—	—
(Gain) loss on sale of business and other exit costs, net . . . . .	—	(1)	—	(114)	(33)
(Gain) loss on license sales and exchanges, net . . . . .	(18)	(22)	(19)	(147)	(113)
Operating income (loss) . . . . .	<b>158</b>	(304)	48	347	(134)
Equity in earnings of unconsolidated entities . . . . .	<b>159</b>	137	140	140	130
Income (loss) before income taxes . . . . .	<b>215</b>	(272)	82	404	(59)
Income tax expense (benefit) . . . . .	<b>51</b>	(287)	33	157	(12)
Net income (loss) . . . . .	<b>164</b>	15	49	247	(47)
Net income (loss) attributable to noncontrolling interests, net of tax . . . . .	<b>14</b>	3	1	6	(4)
Net income (loss) attributable to U.S. Cellular shareholders . . . . .	\$ <b>150</b>	\$ 12	\$ 48	\$ 241	\$ (43)
Basic earnings (loss) per share attributable to U.S. Cellular shareholders . . . . .	\$ <b>1.75</b>	\$ 0.14	\$ 0.56	\$ 2.86	\$ (0.51)
Diluted earnings (loss) per share attributable to U.S. Cellular shareholders . . . . .	\$ <b>1.72</b>	\$ 0.14	\$ 0.56	\$ 2.84	\$ (0.51)
<b>Balance Sheet data</b>					
Total assets . . . . .	\$ <b>7,274</b>	\$ 6,841	\$ 7,110	\$ 7,060	\$ 6,462
Net long-term debt, excluding current portion . . . . .	<b>1,605</b>	1,622	1,618	1,629	1,127
Total U.S. Cellular shareholders' equity . . . . .	\$ <b>4,057</b>	\$ 3,677	\$ 3,634	\$ 3,561	\$ 3,302

<sup>1</sup> As of January 1, 2018, U.S. Cellular adopted ASU 2014-09 using a modified retrospective approach. Under this method, the new accounting standard is applied only to the most recent period presented. As a result, 2018 amounts include the impacts of ASU 2014-09, but 2017 amounts remain as previously reported. See Note 2 — Revenue Recognition for additional information.

UNITED STATES CELLULAR CORPORATION CONSOLIDATED QUARTERLY INFORMATION (UNAUDITED)

2018 <sup>1</sup>	Quarter Ended			
	March 31	June 30	September 30	December 31
(Dollars in millions, except per share amounts)				
Operating revenues . . . . .	\$ 942	\$ 974	\$ 1,001	\$ 1,051
(Gain) loss on asset disposals, net . . . . .	1	1	3	5
(Gain) loss on license sales and exchanges, net . . . . .	(7)	(11)	—	—
Operating income . . . . .	65	56	34	3
Income tax expense (benefit) . . . . .	22	18	14	(4)
Net income . . . . .	55	52	37	21
Net income attributable to U.S. Cellular shareholders . . . . .	\$ 45	\$ 49	\$ 36	\$ 21
Basic earnings per share attributable to U.S. Cellular shareholders . . . . .	\$ 0.52	\$ 0.57	\$ 0.42	\$ 0.24
Diluted earnings per share attributable to U.S. Cellular shareholders . . . . .	\$ 0.52	\$ 0.56	\$ 0.41	\$ 0.23

2017	Quarter Ended			
	March 31	June 30	September 30	December 31
(Dollars in millions, except per share amounts)				
Operating revenues . . . . .	\$ 936	\$ 963	\$ 963	\$ 1,029
Loss on impairment of goodwill <sup>2</sup> . . . . .	—	—	370	—
(Gain) loss on asset disposals, net . . . . .	4	5	5	4
(Gain) loss on license sales and exchanges, net . . . . .	(17)	(2)	—	(3)
Operating income (loss) . . . . .	54	5	(360)	(4)
Income tax expense (benefit) <sup>3</sup> . . . . .	33	—	(53)	(267)
Net income (loss) . . . . .	28	12	(298)	273
Net income (loss) attributable to U.S. Cellular shareholders . . . . .	\$ 26	\$ 12	\$ (299)	\$ 273
Basic earnings (loss) per share attributable to U.S. Cellular shareholders . . . . .	\$ 0.31	\$ 0.14	\$ (3.51)	\$ 3.21
Diluted earnings (loss) per share attributable to U.S. Cellular shareholders . . . . .	\$ 0.31	\$ 0.14	\$ (3.51)	\$ 3.18

Due to rounding, the sum of quarterly results may not equal the total for the year.

<sup>1</sup> As of January 1, 2018, U.S. Cellular adopted ASU 2014-09 using a modified retrospective approach. Under this method, the new accounting standard is applied only to the most recent period presented. As a result, 2018 amounts include the impacts of ASU 2014-09, but 2017 amounts remain as previously reported. See Note 2 — Revenue Recognition for additional information.

<sup>2</sup> See Note 7 — Intangible Assets for additional information on Loss on impairment of goodwill.

<sup>3</sup> In December 2017, the Tax Act was enacted. The Tax Act reduced the federal income tax rate from 35% to 21%. See Note 5 — Income Taxes for additional information.

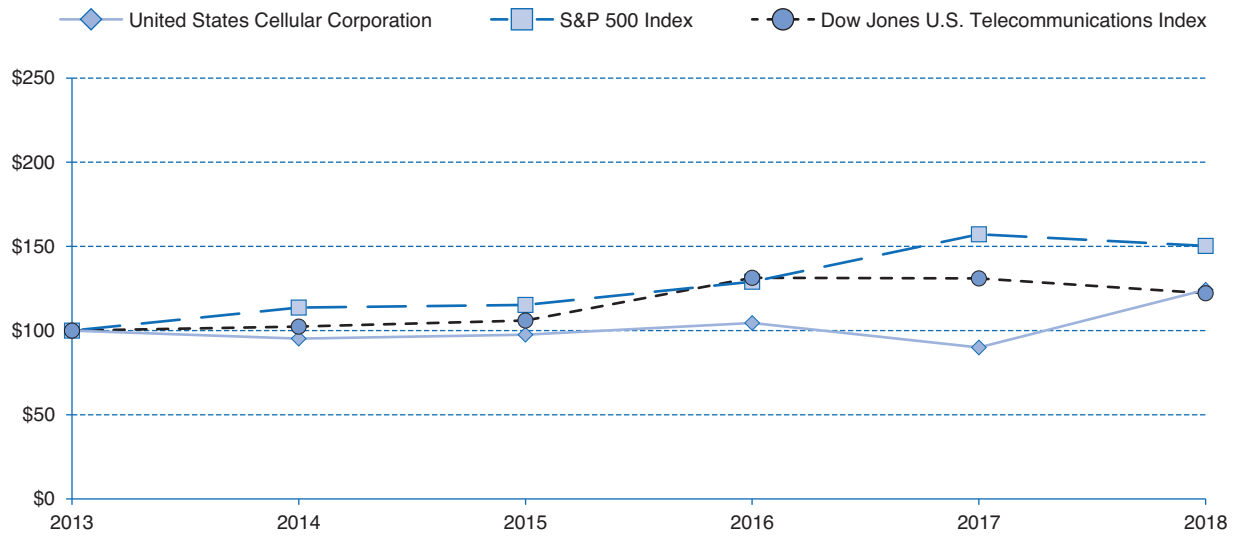
**Stock and Dividend Information**

U.S. Cellular’s Common Shares are listed on the New York Stock Exchange under the symbol “USM” and in the newspapers as “US Cellu.” As of January 31, 2019, the last trading day of the month, U.S. Cellular’s Common Shares were held by 237 record owners. All of the Series A Common Shares were held by TDS. No public trading market exists for the Series A Common Shares. The Series A Common Shares are convertible on a share-for-share basis into Common Shares.

U.S. Cellular has not paid any cash dividends in recent periods and currently intends to retain all earnings for use in U.S. Cellular’s business.

**Stock Performance Graph**

The following chart provides a comparison of U.S. Cellular’s cumulative total return to shareholders (stock price appreciation plus dividends) during the previous five years to the returns of the Standard & Poor’s 500 Composite Stock Price Index and the Dow Jones U.S. Telecommunications Index.



Note: Cumulative total return assumes reinvestment of dividends.

	2013	2014	2015	2016	2017	2018
U.S. Cellular (NYSE: USM)	\$ 100	\$ 95.24	\$ 97.58	\$ 104.54	\$ 89.98	\$ 124.27
S&P 500 Index	100	113.69	115.26	129.05	157.22	150.33
Dow Jones U.S. Telecommunications Index	100	102.39	105.99	131.38	131.02	122.20

The comparison above assumes \$100.00 invested at the close of trading on the last trading day preceding the first day of 2013, in U.S. Cellular Common Shares, S&P 500 Index and the Dow Jones U.S. Telecommunications Index.

**Investor relations**

U.S. Cellular’s annual report, SEC filings and news releases are available to investors, securities analysts and other members of the investment community. These reports are provided, without charge, upon request to our Investor Relations department at the address below. Investors may also access these and other reports through the Investor Relations portion of the U.S. Cellular website ([www.uscellular.com](http://www.uscellular.com)).

Questions regarding lost, stolen or destroyed certificates, consolidation of accounts, transferring of shares and name or address changes should be directed to:

Julie Mathews, IRC, Director – Investor Relations  
Telephone and Data Systems, Inc.  
30 North LaSalle Street, Suite 4000  
Chicago, IL 60602  
312.592.5341  
[julie.mathews@tdsinc.com](mailto:julie.mathews@tdsinc.com)

General inquiries by investors, securities analysts and other members of the investment community should be directed to:

Jane W. McCahon, Senior Vice President – Corporate Relations and Corporate Secretary  
Telephone and Data Systems, Inc.  
30 North LaSalle Street, Suite 4000  
Chicago, IL 60602  
312.592.5379  
[jane.mccahon@tdsinc.com](mailto:jane.mccahon@tdsinc.com)

**Directors and executive officers**

See “Election of Directors” and “Executive Officers” sections of the Proxy Statement issued in 2019 for the 2019 Annual Meeting.

**Principal counsel**

Sidley Austin LLP, Chicago, Illinois

**Transfer agent**

Computershare Trust Company, N.A.  
462 South 4<sup>th</sup> Street, Suite 1600  
Louisville, KY 40202  
312.360.5326

**Independent registered public accounting firm**

PricewaterhouseCoopers LLP

Visit U.S. Cellular’s website at [www.uscellular.com](http://www.uscellular.com)



## Leadership Team

---

**Kenneth R. Meyers**  
President and Chief  
Executive Officer

**Steven T. Campbell**  
Executive Vice President -  
Finance, Chief Financial Officer  
and Treasurer

**Deirdre C. Drake**  
Executive Vice President and  
Chief Human Resources Officer

**Jay M. Ellison**  
Executive Vice President  
and Chief Operating Officer

**Michael S. Irizarry, Ph.D.**  
Executive Vice President  
and Chief Technology  
Officer - Engineering and  
Information Services

**John C. Gockley**  
Senior Vice President -  
Legal and Regulatory Affairs

**Kevin R. Lowell**  
Senior Vice President -  
Information Technology

**Edward C. Perez**  
Senior Vice President -  
Sales

**Jay G. Spenchian**  
Senior Vice President -  
Marketing

**James R. Anetsberger**  
Vice President Sales-  
Business Channel

**Jeffrey W. Baenke**  
Vice President -  
Technology Development

**Thomas P. Catani**  
Vice President Sales -  
Agent Channel

**Nancy E. Fratzke**  
Vice President -  
Customer Service

**Jeffrey S. Hoersch**  
Vice President and  
Controller

**Eric H. Jagher**  
Vice President Sales -  
Corporate Owned Retail

**Robert R. Jakubek**  
Vice President -  
Engineering and Network  
Operations

**Grant J. Leech**  
Vice President -  
Brand Marketing

**Marsha L. Lehr**  
Vice President -  
Multi-channel Strategy  
and Operations

**Frederick G. Lubeley**  
Vice President - Strategy  
and Planning

**Courtland M. Madock**  
Vice President -  
Marketing

**Jack R. Phipps**  
Vice President - Enterprise  
Portfolio Management

**Narothum Saxena**  
Vice President -  
Advanced Technology and  
Systems Planning

**Catherine M. Shackelford**  
Vice President -  
Supply Chain

**Grant B. Spellmeyer**  
Vice President - Federal  
Affairs and Public Policy

**Stephen P. Fitzell**  
General Counsel and  
Assistant Secretary

## Board of Directors

---

**LeRoy T. Carlson, Jr.**  
Chairman - U.S. Cellular  
President and Chief  
Executive Officer -  
Telephone and Data Systems  
*Chairman - Technology  
Advisory Group*

**Kenneth R. Meyers**  
President and Chief  
Executive Officer

**Steven T. Campbell**  
Executive Vice President -  
Finance, Chief Financial Officer  
and Treasurer

**Walter C. D. Carlson**  
Chairman of the Board  
(non-executive) -  
Telephone and Data Systems  
Partner - Sidley Austin LLP

**J. Samuel Crowley**  
Former Chief Operating Officer -  
Gold's Gym International  
*Chairman - Audit Committee  
Member - Long-Term Incentive  
Compensation Committee*

**Ronald E. Daly**  
Former President and  
Chief Executive Officer -  
Océ-USA Holding, Inc.  
*Member - Long-Term Incentive  
Compensation Committee  
Member - Technology  
Advisory Group*

**Harry J. Harczak, Jr.**  
Former Executive Vice  
President - CDW Corporation  
*Member - Audit Committee*

**Gregory P. Josefowicz**  
Former President, Chairman and  
Chief Executive Officer -  
Borders Group Inc.  
*Chairman - Long-Term Incentive  
Compensation Committee  
Member - Audit Committee  
Member - Technology  
Advisory Group*

**Peter L. Sereda**  
Senior Vice President - Finance -  
Telephone and Data Systems

**Cecelia D. Stewart**  
Former President of U.S.  
Consumer and Commercial  
Banking - Citigroup Inc.  
*Member - Audit Committee  
Member - Long-Term Incentive  
Compensation Committee  
Member - Technology  
Advisory Group*

**Kurt B. Thaus**  
Senior Vice President and  
Chief Information Officer -  
Telephone and Data Systems





**United States Cellular Corporation**  
**8410 West Bryn Mawr Avenue**  
**Chicago, IL 60631**  
**Phone: 773-399-8900**  
**[uscellular.com](http://uscellular.com)**