


Pioneering science to transform patient outcomes

Annual Report 2023



Galápagos
Pioneering for patients

Table of Contents

Our Business

Disclaimer and other information	4
Our Company	7
Key achievements in 2023	15
Outlook 2024	27
Going concern statement	27
Risk management and internal control	28

Portfolio

Portfolio	31
Oncology	32
Immunology	50

Risk factors

Detailed description of the risk factors in Form 20-F	61
Risks related to product development and regulatory approval	61
Risks related to commercialization	65
Risks related to our financial position and need for additional capital	66
Risks related to our reliance on third parties	67
Risks related to our intellectual property	71
Risks related to our competitive position	73
Risks related to our organization, structure and operation	74
Market risks relating to the Galapagos shares	79
General statement about Galapagos' risks	80

Sustainability report

Our Sustainability Commitment – <i>Forward, Sustainably</i>	82
Our Ambition	83
Our Sustainability Governance	84
Our Double Materiality Assessment	84
Our Pillars	86
Reporting	99
Appendix	104

Corporate governance

Galapagos' corporate governance policies	114
Board of Directors of Galapagos NV	117
Committees	130
Executive Committee of Galapagos NV	134
Galapagos NV's share capital and shares	140
Shareholders	144
Our Remuneration Policy	148
Remuneration Report	149
Conflict of interests and related parties	168
Code of Conduct	171
Statement by the Board of Directors	172

Financial statements

Consolidated financial statements	174
Notes to the consolidated financial statements	179
Overview statutory results of Galapagos NV	254

Report of the statutory auditor

Report of the statutory auditor	258
---------------------------------------	-----

Other information

Glossary	266
Financial calendar	277
Colophon	278
Contact	279

Our Business

Overview of our company,
our strategy, and 2023 key
achievements

Pioneering science to
transform patient outcomes

Disclaimer and other information

This report contains the information required under Belgian law.

Galapagos NV is a limited liability company organized under the laws of Belgium, with its registered office at Generaal De Wittelaan L11 A3, 2800 Mechelen, Belgium and registered with the Crossroads Enterprise Database (RPR Antwerp – division Mechelen) under number 0466.460.429. Throughout this report, the term “Galapagos NV” refers solely to the non-consolidated Belgian company, and references to “we,” “our,” “the group” or “Galapagos” include Galapagos NV together with its subsidiaries.

This report is published in Dutch and English. Galapagos will use reasonable efforts to ensure the translation and conformity between the Dutch and English versions. In case of inconsistency between the Dutch and English versions, the Dutch version shall prevail.

This document is the printed or PDF version of the Annual Report 2023 and is a free translation of the official Dutch language version in the European single electronic format (ESEF) of the Annual Report 2023. The official Dutch language ESEF version of the report prevails and is available on our website (www.glp.com).

This report, as well as the statutory financial statements of Galapagos NV, are available free of charge and upon request to be addressed to:

Galapagos NV
Investor Relations
Generaal De Wittelaan L11 A3 2800 Mechelen, Belgium
Tel: +32 15 34 29 00
Email: ir@glp.com

A digital version of this report, as well as the statutory financial statements of Galapagos NV, are available on our website (www.glp.com).

We will use our reasonable efforts to ensure the accuracy of the digital version, but do not assume responsibility if inaccuracies or inconsistencies with the printed or PDF document arise as a result of any electronic transmission. Other information on our website, or on other websites, does not form a part of this report.

As a U.S. listed company, we are also subject to the reporting requirements of the U.S. Securities and Exchange Commission, or SEC. An annual report will be filed with the SEC on Form 20-F. Our annual report on Form 20-F is available in the SEC’s EDGAR database (<https://www.sec.gov/edgar.shtml>), and a link thereto is posted on our website.

With the exception of filgotinib’s approval as Jyseleca® for the treatment of moderate to severe rheumatoid arthritis and ulcerative colitis by the European Commission, Great Britain’s Medicines and Healthcare products Regulatory Agency, and the Japanese

Ministry of Health, Labour and Welfare, our drug candidates mentioned in this report are investigational; their efficacy and safety have not been fully evaluated by any regulatory authority.

Forward-looking statements

This annual report contains forward-looking statements within the meaning of Section 27A of the Securities Act of 1933, as amended, or the Securities Act, and Section 21E of the Securities Exchange Act of 1934, as amended, or the Exchange Act, that are based on our management's beliefs and assumptions and on information currently available to our management. All statements other than present and historical facts and conditions contained in this annual report, including statements regarding our future results of operations and financial positions, business strategy, plans and our objectives for future operations, are forward-looking statements. When used in this annual report, the words "anticipate," "believe," "can," "could," "estimate," "expect," "intend," "is designed to," "may," "might," "plan," "potential," "predict," "objective," "should," or the negative of these and similar expressions identify forward-looking statements.

Forward-looking statements contained in this report include, but are not limited to, statements related to: the guidance from management regarding our financial results and expected operational use of cash, statements regarding our strategic and capital allocation priorities, statements regarding our regulatory outlook, business strategy and statements regarding preliminary, interim and topline data from our preclinical and clinical studies and any other data or analyses related to programs, and our plans and strategy with respect to such studies, statements about our ability to advance product candidates into, and successfully complete, clinical trials, statements regarding the timing and likelihood of business development projects and external innovation, statements regarding the amount and timing of potential future milestones, opt-in, royalty or other payments, statements regarding our R&D plans, strategy, and outlook, including progress on our oncology or immunology portfolio and our CAR-T portfolio, including any potential changes in such strategy, statements regarding our pipeline and complementary technology platforms facilitating future growth, statements regarding our commercialization efforts for our product candidates and any of our future approved products, if any, statements regarding the potential attributes and benefits of our product candidates, including indications, dosing and treatment modalities, and their potential competitive position with respect to other treatment alternatives, statements regarding the global R&D collaboration with Gilead, and the amendment of our arrangement with Gilead for commercialization and development of filgotinib, statements relating to the development of our commercial organization, commercial sales, and rollout of our products or product candidates (if approved) globally, statements relating to the development of our distributed manufacturing capabilities on a global basis, statements regarding our supply chain, including our reliance on third parties, and statements regarding our sustainability plans. We caution the reader that forward-looking statements are based on our management's current expectations and beliefs and are not guarantees of any future performance. Forward-looking statements may involve known and unknown risks, uncertainties and other factors which might cause our actual results, financial condition and liquidity, performance or achievements, or the industry in which we operate, to be materially different from any historic or future

results, financial conditions, performance or achievements expressed or implied by such statements.

Such risks include, but are not limited to, the risk that our beliefs, guidance, and expectations regarding our 2024 revenues, cash burn, operational expenses, or other financial metrics may be incorrect (including because one or more of our assumptions underlying our revenue or expense expectations may not be realized), the risk that ongoing and future clinical trials may not be completed in the currently envisaged timelines or at all, the inherent risks and uncertainties associated with competitive developments, clinical trials, recruitment of patients, estimated patient populations, product development activities, and regulatory approval requirements (including, but not limited to, the risk that data and timing from our ongoing and planned clinical research programs may not support registration or further development of our product candidates due to safety, or efficacy concerns, or any other reasons), risks related to the potential benefits and risks related to our current collaborations, including our plans and ability to enter into collaborations for additional programs or product candidates, risks related to the acquisitions of CellPoint and AboundBio, including the risk that we may not achieve the anticipated benefits of the acquisitions of CellPoint and AboundBio, the inherent risks and uncertainties associated with target discovery and validation, and drug discovery and development activities, the risk that the preliminary and topline data from our preclinical and clinical studies may not be reflective of the final data, risks related to our reliance on collaborations with third parties (including, but not limited to, Gilead), the risk that we will not be able to continue to execute on our currently contemplated business plan and/or will revise our business plan, including the risk that our plans with respect to CAR-T may not be achieved on the currently anticipated timeline or at all, the risk that our projections and expectations regarding the commercial potential of our product candidates or expectations regarding the revenues and costs associated with the commercialization rights may be inaccurate, the risks related to our strategic transformation exercise, including the risk that we may not achieve the anticipated benefits of such exercise on the currently envisaged timeline or at all, the risk that we will encounter challenges retaining or attracting talent, and risks related to disruption in our operations, supply chain, or ongoing studies due to conflicts or macroeconomic issues.

A further list and description of these risks, uncertainties and other risks can be found in our filings and reports with the Securities and Exchange Commission (“SEC”), including in our most recent annual report on Form 20-F filed with the SEC, and our subsequent filings and reports filed with the SEC. We also refer to the “Risk Factors” section of this report. Given these risks and uncertainties, the reader is advised not to place any undue reliance on any such forward-looking statements. In addition, even if our results, performance, financial condition and liquidity, or the industry in which we operate, are consistent with such forward-looking statements, they may not be predictive of results, performance or achievements in future periods.

These forward-looking statements speak only as of the date of publication of this report. We expressly disclaim any obligation to update any such statements in this report to reflect any change in our expectations with regard thereto, or any change in events, conditions or circumstances on which any such statements is based, or that may affect

the likelihood that actual results will differ from those set forth in any such statements, unless specifically required by law or regulation.

Our Company

Our Vision and Mission

Our Vision

Transforming patient outcomes through life-changing science and innovation for more years of life and quality of life.

Our Mission

We accelerate transformational innovation through the relentless pursuit of groundbreaking science, our entrepreneurial spirit and a collaborative mindset.

Our *Forward, Faster* Strategy

Our goal is to bring **transformational medicines** to patients across the globe for more years of life and quality of life. Our focus is on conditions with high unmet medical need.

To achieve this, we are working to synergize compelling science, technology, and approaches to develop a deep pipeline of potentially **best-in-class small molecules, CAR-T therapies** and biologics in **oncology** and **immunology**.

We continue to take steps to transform into an **innovative pure-play** biotech company by sharpening our focus on our key priority areas. Following the transfer of our entire Jyseleca® (filgotinib) business, we are moving forward with **greater focus and flexibility** to invest in our key technology platforms and strategic therapeutic areas.

We are committed to challenging the status quo and **delivering results** for patients, employees, and shareholders.

Realizing turnaround to drive value



● **Patient-centric, therapeutic area focus**

Best-in-class immunology, oncology drugs



● **Pure play biotech**

End-to-end R&D capabilities with a focus on breakthrough medicines and high unmet needs



● **Internal and external innovation**

Redesigned early discovery – different modalities



● **Streamlined, lean organization**

~700 employees in BE, NL, CH, FR and the US



● **Significant cash burn reduction**

2024 guidance of €280M-320M

We are committed to bringing transformational medicines to patients across the globe



**PIONEERING
FOR
PATIENTS**



**DIVERSIFYING AND
ACCELERATING
OUR PIPELINE**



**PARTNERING
FOR GREATER
IMPACT**



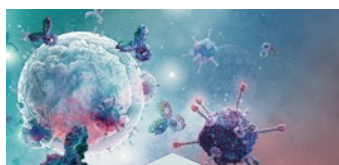
**MAKING IT
HAPPEN TOGETHER
AS A TEAM**

We have a clear path to value creation:

- **Pioneering for patients through our targeted R&D approach.** At Galapagos, we are focusing on discovering and developing best-in-class medicines in oncology and immunology.
 - We are advancing our current clinical programs.
 - We are developing our unique decentralized CAR-T manufactured programs in hemato-oncology.
 - We are continuing to pursue strategic investments and partnerships to support and expand our pipeline. We are focused on validated targets and next-generation cell therapies and biologics in oncology and immunology.
- **Diversifying our pipeline and making clear portfolio decisions to achieve our vision.** We believe we have a greater chance of success by working with multiple drug modalities and combinations across our core therapeutic areas. By 2028, we aim to have:
 - A first medicine available to patients.
 - A robust late-stage pipeline with several programs in pivotal trials.
 - A solid early-stage pipeline of small molecules, next-generation cell therapies and biologics in our core therapeutic areas.
- **Accelerating and building our pipeline through strategic partnerships and M&A.** To achieve our ambitious goals, we evaluate and access external innovation. We are scouting for the best science, products, and people to complement our internal assets and capabilities, with the aim of building a balanced portfolio of best-in-class medicines across modalities and development stages in our core therapeutic areas. We are open to finding the best possible deal structure or collaboration model that benefits Galapagos and our stakeholders, with a key focus on expanding and accelerating our pipeline and bringing differentiated medicines to patients.
- **Fostering a strong culture of innovation.** Our success is made possible by our incredible teams. Our employees' relentless drive for innovation, teamwork, and a quality mindset focused on efficiency is what drives our progress. We are committed to creating a purpose-driven, inclusive workplace where our people feel safe and empowered, have opportunities to learn and grow, are recognized for their contributions, and perform at their best as individuals and as a team.


Life-changing science and innovation

We combine deep disease expertise and multiple drug modalities to accelerate time-to-patients through our internal efforts and focused business development.



Cell Therapy

We have groundbreaking research capabilities and a decentralized manufacturing platform for CAR-T



Small Molecules

We have a long history and deep R&D experience in small molecules



Biologics

We are building research capabilities to discover novel biological medicines

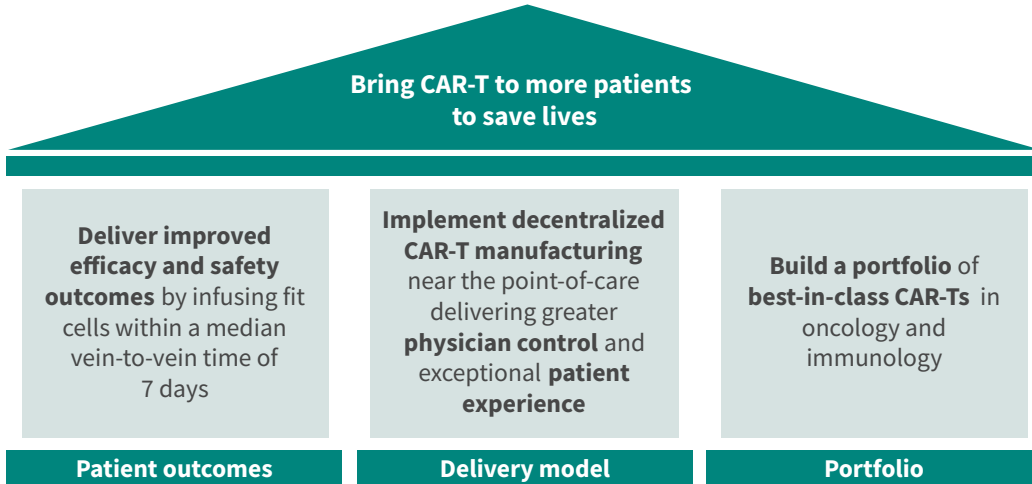
CAR-T cell therapy

In 2022, we entered the field of CAR-T and antibody-therapy research and development through the acquisitions of CellPoint (in the Netherlands) and Abound Bio (in the U.S). The transactions provide us with end-to-end capabilities in CAR-T therapy development and offer the potential for a paradigm shift in the space through the implementation of a breakthrough, decentralized manufacturing model and cutting-edge fully human antibody-based capabilities to design next-generation CAR-Ts.

CAR-T cell therapy near the point-of-care

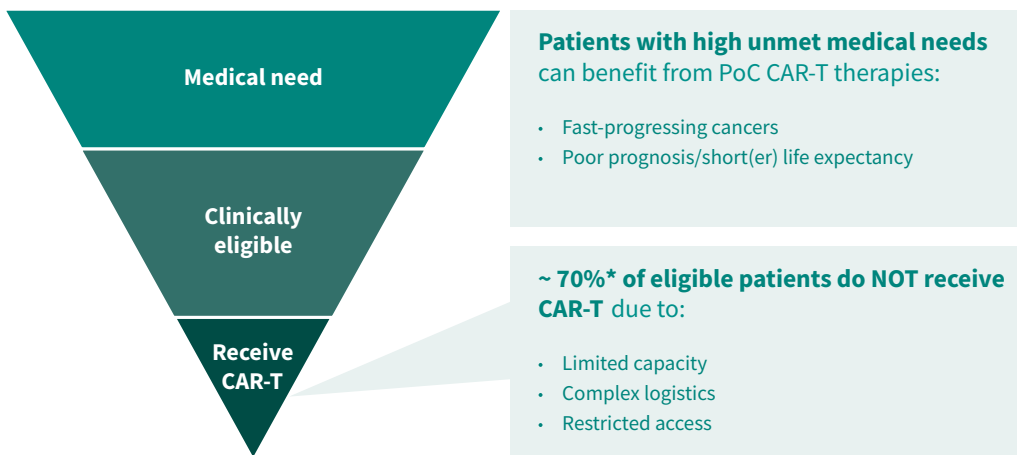
Galapagos is committed to manufacturing personalized cell therapies at or near the point-of-care (PoC). Our ambition is to reduce the manufacturing turnaround time significantly from months or weeks to days, ensuring that patients can receive their therapy in a timely manner.

Our aspiration in cell therapy



Although current CAR-T cancer therapies have made continued progress, long lead times, costly central manufacturing and complex logistics continue to be limiting factors for large-scale capacity and broad patient access globally.

Limitations of current CAR-Ts



* Evidence-Based Oncology, October 2023, Volume 29, Issue 8

To address these challenges, we are implementing a differentiated, decentralized, point-of-care CAR-T manufacturing platform that has the potential to deliver fresh, fit cells

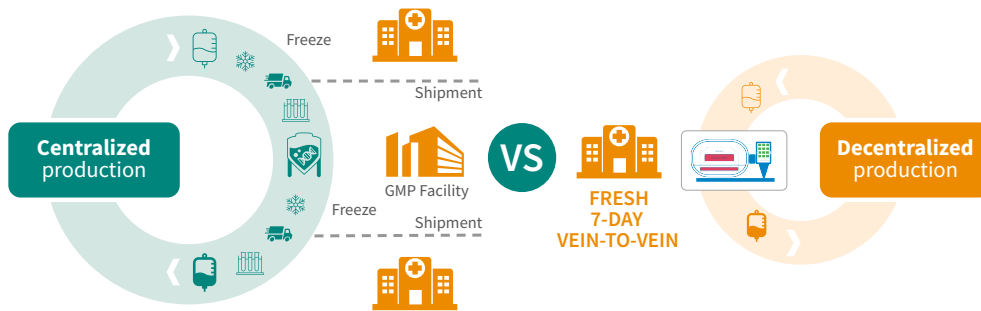
Galapagos

OUR BUSINESS

with a seven day vein-to-vein time, enabling greater physician control and a significantly improved patient experience.

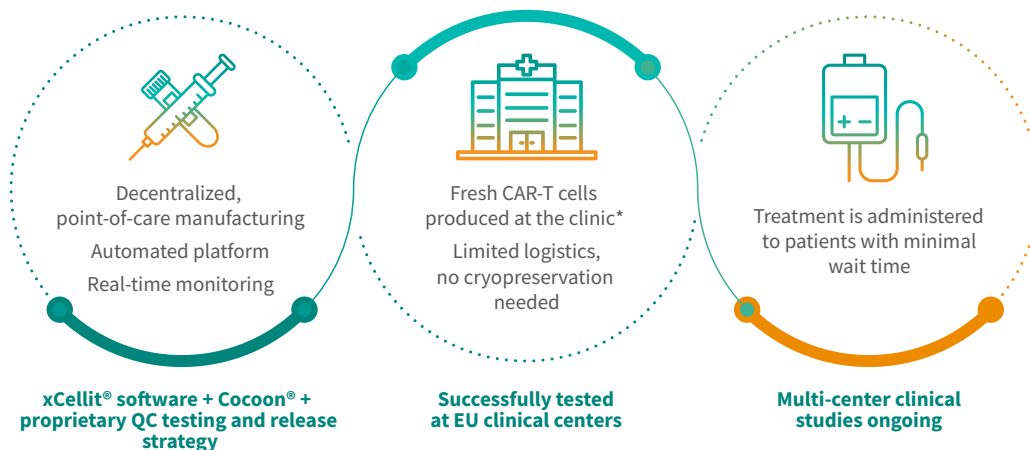
This innovative platform consists of an end-to-end xCellit® workflow management and monitoring software system, a decentralized, functionally closed, automated cell therapy manufacturing platform (using Lonza's Cocoon®) and a proprietary quality control testing and release strategy.

Increase access with manufacturing near the point-of-care



*vein-to-vein time: time between leukapheresis and infusion delivery at the hospital

CAR-T therapy in 7 days vein-to-vein: [video](#)



*GMP production at a compliant manufacturing facility located at the clinic premises or in close proximity to the clinic. The Cocoon® Platform is a registered trademark of Lonza Group AG.


Next-generation CAR-Ts and biologics

Galapagos is developing very large, diverse human antibody libraries in standard fragments of antigen-binding fragment (Fab), single-chain variable fragments (scFv), and unique variable (VH) domain formats. These libraries enable our team to discover novel high affinity binders in multiple formats rapidly (days to weeks), to optimize them for development, and to convert them for multiple applications, including multi-specific CAR-Ts, and fusion proteins.

Our proprietary methodologies have the potential to increase binder diversity, affinity and specificity, and increase the probability of identifying a lead therapeutic antibody candidate.

These unique capabilities enable us to develop next-generation CAR-T therapies that have the potential to transform patient outcomes through potentially more effective and longer-lasting treatment options, even in the event of relapse after prior CAR-T therapy. Together with the decentralized CAR-T manufacturing model, at or near the point-of-care, we aim to expand patient access and ultimately transform patient outcomes.

Scientific capabilities



scFV, single-chain fragment variable; Fab, fragment antigen-binding; VH, heavy chain variable domain

Small molecule research and precision medicine

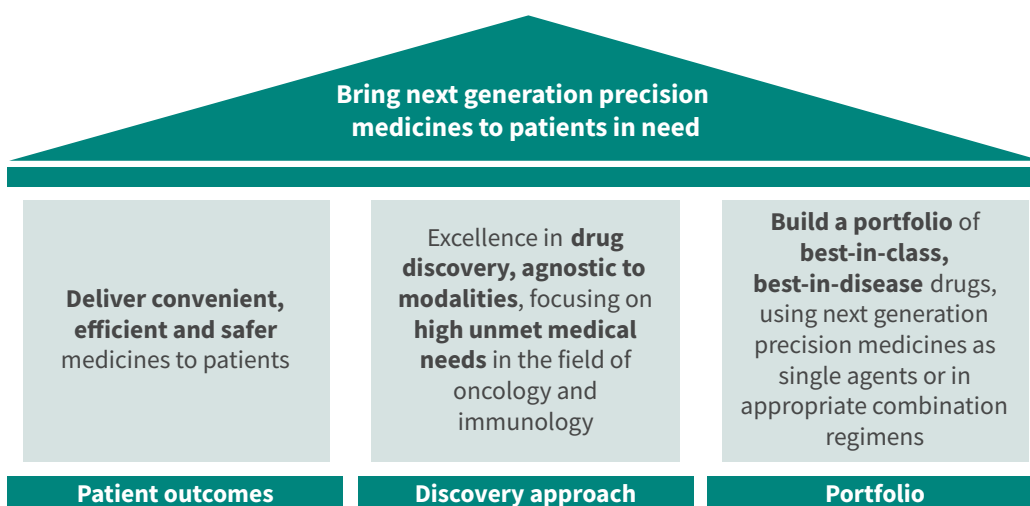
In small molecule drug discovery, an assay designed to assess target activity is exposed to large collections of small chemical molecules, allowing the identification of chemical structures that interact with the target to block or activate its activity, resulting in the target's modulation in the cells and prevention of disease-causing effects.

Since our founding, we have built extensive expertise in small molecule research and development, and we are applying our small molecule approach to the discovery and

development of potentially best-in-class precision medicines in our core therapeutic areas of oncology and immunology.

Our in-house capabilities include chemical library development, high throughput screening, pharmacology, and preclinical development with the goal of accelerating the time from target identification to first-in-human clinical development. In addition, we have access to the innovative research and drug discovery capabilities and expertise of NovAliX (France) through a five-year collaboration. We are actively building a deep, early-stage small molecule pipeline addressing multiple targets across a range of indications in our two therapeutic areas.

Our aspiration in small molecules



Competitive environment

We operate in a highly innovative industry characterized by rapid advances in the understanding of disease biology, rapidly changing technologies, strong intellectual property barriers to entry, and many companies involved in the discovery, development and commercialization of novel medicines.

We compete with a broad range of biopharmaceutical companies that focus their research and development activities on oncology and immunology, including drug modalities that compete with Galapagos' focus areas of small molecules, CAR-T cell therapies and biologics.

For more information on industry trends and risks, we refer to the **Risk Factors** section of this report.

Key achievements in 2023

Corporate and Operational Performance 2023

Oncology portfolio

GLPG5201 (CD19 CAR-T) in relapsed/refractory chronic lymphocytic leukemia (rrCLL) and Richter transformation (RT) (cut-off date: 6 September 2023)

- Patient recruitment of the Phase 1 dose-finding part of EUPLAGIA-1 was completed: 15 patients were enrolled (6 at dose level 1 (DL1); and 9 at dose level 2 (DL2)), all of whom were diagnosed with rrCLL and 9 with additional RT.
- Presented encouraging preliminary Phase 1 data at the ASH Annual Meeting, which demonstrated clinically meaningful results in severely compromised patient populations and highlighted the potential of Galapagos' point-of-care CAR-T manufacturing platform to deliver a fresh product with a median vein-to-vein time of only seven days.

GLPG5101 (CD19 CAR-T) in relapsed/refractory non-Hodgkin lymphoma (rrNHL) (cut-off date: 1 September 2023)

- To further build a robust data package, patient recruitment of the Phase 1 dose-finding part of ATALANTA-1 is ongoing: 14 rrNHL patients with diffuse large B cell lymphoma, mantle cell lymphoma, and indolent lymphoma were enrolled (7 at DL1 and 7 at DL2). In parallel, enrollment of the Phase 2 expansion study is ongoing, and the first 9 patients were dosed.
- Presented encouraging preliminary Phase 1 and Phase 2 data at the ASH Annual Meeting, which demonstrated clinically meaningful results in severely compromised patient populations and highlighted the potential of Galapagos' point-of-care CAR-T manufacturing platform to deliver a fresh product with a median vein-to-vein time of only seven days.

GLPG5301 (BCMA CAR-T) in relapsed/refractory multiple myeloma (rrMM)

- First patients were dosed in the PAPILIO-1 Phase 1/2 study to evaluate the safety, efficacy and feasibility of point-of-care manufactured GLPG5301 in patients with rrMM after ≥ 2 prior lines therapy.

Continued to evolve our oncology research activities in biologics, cell therapies and small molecules

- To deliver best-in-class medicines for patients with high unmet medical need.

Immunology portfolio

Jyseleca® (filgotinib) (JAK1): successfully transferred to Alfasigma S.p.A.

- Achieved reimbursement for both RA and UC across Western Europe. Sobi, the distribution and commercialization partner for filgotinib in Eastern and Central Europe, Portugal, Greece, and the Baltic countries, launched Jyseleca® in Poland and Slovenia in both rheumatoid arthritis (RA) and ulcerative colitis (UC), and in Croatia and Greece for RA.
- The European Commission endorsed the recommendation of the Pharmaceutical Risk Assessment Committee (PRAC) to add safety measures for the JAK inhibitors class of medicines.
- Based on topline results from the Phase 3 DIVERSITY study in Crohn's disease, a Marketing Authorization Application (MAA) was not submitted in Europe in this indication and the MAA for filgotinib in UC in Switzerland did not proceed.
- First patients dosed in the pivotal Phase 3 OLINGUITO study in axial spondyloarthritis (AxSpA).

Pipeline programs

- First patients were dosed in the Phase 2 GALARISSO study of novel, oral, selective tyrosine kinase 2 (TYK2) inhibitor, GLPG3667, in patients with dermatomyositis (DM) and the Phase 2 GALACELA study in systemic lupus erythematosus (SLE).
- We initiated multiple small molecules programs to expand our research pipeline in immunology research pipeline.

Corporate update

- Thad Huston was appointed as Chief Financial Officer (CFO) and Chief Operating Officer (COO), succeeding Bart Filius, as of 1 July 2023.
- The Board of Directors appointed Dr. Susanne Schaffert and Mr. Simon Sturge as Non-Executive Independent Directors by way of cooptation, replacing respectively Dr. Rajesh Parekh and Dr. Mary Kerr, who stepped down.
- The Board of Directors created 1,538,400 subscriptions rights under new subscription right plans, after acceptance by the beneficiaries.
- We successfully completed the integrated drug discovery collaboration transaction with NovAliX.
- We signed a letter of intent with Alfasigma to transfer the entire Jyseleca® business to Alfasigma, including the European and UK Marketing Authorizations, as well as the commercial, medical and development activities for Jyseleca® and approximately 400 Galapagos positions in 14 European countries.
- Galapagos and Gilead amended the Filgotinib Agreement to terminate the existing 50/50 global development cost sharing arrangement with Galapagos bearing the costs going forward, and to terminate Galapagos' obligation to pay tiered royalties to Gilead on net sales of Jyseleca® in Europe, in addition to other amendments.

- We signed an agreement with Boston-based Landmark Bio and started the technology transfer for the decentralized production of Galapagos' CAR-T cell therapy candidates.

Post-period events

- For strategic reasons, we decided not to continue development of our CD19 CAR-T candidate in refractory systemic lupus erythematosus (rSLE).
- We participated in the Series C financing round of Frontier Medicines, a pioneer in precision oncology with a unique technology platform and a pipeline of potential best-in-class assets that fit with Galapagos' precision oncology R&D approach. The investment aligns with our innovation acceleration strategy to bring transformational medicines to patients around the world.
- We presented a poster at the annual EBMT-EHA congress highlighting new preliminary translational data from EUPLAGIA-1, which demonstrate that our point-of-care manufacturing platform has the potential to enable a single infusion of fresh early-phenotype CD19 CAR-T cells with robust expansion and persistence in patients with rrCLL and in patients with RT.
- We signed a share and asset purchase agreement with Alfasigma to transfer the entire Jyseleca® business to Alfasigma. As part of the transaction, the amended Filgotinib Agreement between Galapagos and Gilead has been assigned by Galapagos to Alfasigma. The transaction was successfully completed on 31 January 2024, which freed up resources to reinvested in R&D growth areas.
- Michele Manto's mandate as Chief Commercial Officer and member of the Executive Committee of Galapagos ended in December 2023; he joined Alfasigma to lead the Jyseleca® business.
- We further streamlined our remaining operations, reducing approximately 100 positions across the Galapagos organization to align with the Galapagos' renewed focus on innovation.
- We signed a strategic collaboration and license agreement with BridGene Biosciences to strengthen Galapagos' growing early-stage oncology precision medicine pipeline.
- We entered into a strategic collaboration agreement with Thermo Fisher Scientific for CAR-T manufacturing and kitting services for Galapagos' point-of-care CAR-T product candidate in the San Francisco area.
- The Board of Directors appointed Mr. Andrew Dickinson as Non-Executive Non-Independent Director by way of cooptation. Mr. Andrew Dickinson is Gilead's Chief Financial Officer and replaces Mr. Daniel O'Day, Gilead's Chief Executive Officer, who was a member of the Galapagos Board of Directors from 22 October 2019 to 26 March 2024.

Financial Performance for the year ending 31 December 2023

Consolidated Key Figures

(thousands of €, if not stated otherwise)	Year ended 31 December 2023	Year ended 31 December 2022(*)
Income statement		
Collaboration revenues	239,724	241,249
R&D expenditure	(241,294)	(269,797)
S&M, G&A expenses	(133,965)	(138,635)
Other operating income	47,272	36,127
Operating loss	(88,263)	(131,056)
Net financial results	93,888	60,207
Taxes	(9,613)	(572)
Net loss from continuing operations	(3,988)	(71,421)
Net profit/loss (-) from discontinued operations, net of tax	215,685	(146,570)
Net profit/loss (-)	211,697	(217,991)
Income statement from discontinued operations		
Product net sales	112,339	87,599
Collaboration revenues	431,465	176,432
Cost of sales	(18,022)	(12,079)
R&D expenditure	(190,177)	(245,286)
S&M, G&A expenses	(131,346)	(153,851)
Other operating income	13,003	10,721
Operating profit/loss (-)	217,262	(136,464)
Net financial results	499	(7,834)
Taxes	(2,076)	(2,272)
Net profit/loss (-) from discontinued operations, net of tax	215,685	(146,570)
Balance sheet		
Cash and cash equivalents	166,803	508,117
Current financial investments	3,517,698	3,585,945
R&D incentives receivables	178,688	146,067
Assets	4,357,396	4,734,351
Shareholders' equity	2,795,566	2,526,026
Deferred income	1,327,463	1,989,230
Other liabilities	234,367	219,094

(thousands of €, if not stated otherwise)	Year ended 31 December 2023	Year ended 31 December 2022(*)
Cash flow		
Operational cash burn	(414,824)	(513,774)
Cash flow used in operating activities	(405,970)	(500,544)
Cash flow generated from/used in (-) investing activities	71,186	(1,245,514)
Cash flow used in financing activities	(5,001)	(1,487)
Decrease in cash and cash equivalents	(339,785)	(1,747,545)
Effect of currency exchange rate fluctuation on cash and cash equivalents	(1,522)	22,293
Cash and cash equivalents on 31 December	166,810	508,117
Cash and cash equivalents from continuing operations	166,803	508,117
Cash and cash equivalents included in assets classified as held for sale	7	-
Current financial investments on 31 December	3,517,698	3,585,945
Total current financial investments and cash and cash equivalents on 31 December	3,684,514	4,094,062
Financial ratios		
Number of shares issued on 31 December	65,897,071	65,835,511
Basic and diluted earnings/loss (-) per share (in €)	3.21	(3.32)
Share price on 31 December (in €)	36.99	41.35
Total group employees on 31 December (number)(**)	1,123	1,338

(*) The 2022 comparative has been restated to reflect the impact of classifying the Jyseleca® business as discontinued operations in 2023.

(**) Including in 2023 476 employees (2022 : 614 employees) related to our discontinued Jyseleca® business

As a consequence of the recent sale of our Jyseleca® business to Alfasigma, the revenues and costs related to Jyseleca® for the year 2023 are presented separately from the results of our continuing operations on the line “Net profit/loss (-) from discontinued operations” in our consolidated income statement. The comparative year 2022 has been restated accordingly for the presentation of the results related to the Jyseleca® business.

Continuing Operations

Collaboration revenues from our continuing operations amounted to €239.7 million in 2023, compared to €241.2 million last year.

The revenue recognition related to the exclusive access rights granted to Gilead for our drug discovery platform amounted to €230.2 million in 2023 (compared to €230.4 million in 2022). We also recognized royalty income from Gilead for Jyseleca® for €9.5 million in 2023 (compared to €10.7 million in 2022).

Our deferred income balance at 31 December 2023 includes €1.3 billion allocated to our drug discovery platform that is recognized linearly over the remaining period of our 10-year collaboration.

Our R&D expenditure in 2023 amounted to €241.3 million, compared to €269.8 million in 2022. Depreciation and impairment costs in 2023 amounted to €22.3 million (compared to €51.5 million in 2022). This decrease was primarily due to an impairment of €26.7 million of previously capitalized upfront fees related to our collaboration with Molecure and impairments of €8.9 million of intangible assets related to other discontinued projects, both recorded in 2022. Personnel costs decreased from €115.5 million in 2022 to €95.8 million in 2023 primarily related to lower accelerated non-cash cost recognition for subscription right plans related to good leavers. This was partly offset by an increase in costs from €61.2 million in 2022 to €83.0 million in 2023 following the evolution of our CAR-T programs.

Our S&M expenses amounted to €5.7 million in 2023, compared to €3.5 million in 2022.

Our G&A expenses amounted to €128.3 million in 2023, compared to €135.2 million in 2022. The cost decrease was explained by a decrease in personnel costs to €66.1 million in 2023 compared to €76.5 million in 2022, due to lower accelerated non-cash cost recognition for subscription right plans related to good leavers. Depreciation and impairment expenses increased from €8.5 million in 2022 to €16.0 million in 2023 due to an impairment of €7.6 million on a construction project in Mechelen, Belgium.

Other operating income (€47.3 million in 2023 compared to €36.1 million in 2022) increased due to higher grant income (grant from the National Institute for Health and Disability Insurance in 2023 of €6.1 million), higher other operating income (rent income) and higher R&D incentives income.

We reported an operating loss amounting to €88.3 million in 2023, compared to an operating loss of €131.1 million in 2022.

Net financial income in 2023 amounted to €93.9 million, compared to net financial income of €60.2 million in 2022. Net financial income in 2023 was primarily attributable to €38.3 million of net fair value gains of our current financial investments, partly offset by €20.4 million of unrealized currency exchange losses on our cash and cash equivalents and current financial investments at amortized cost in U.S. dollars. Net interest income amounted to €77.5 million in 2023 as compared to €11.2 million of net interest income in 2022.

We had €9.6 million of tax expenses in 2023 (as compared to €0.6 million in 2022). This increase was primarily due to the re-assessment of net deferred tax liabilities and corporate income tax payables as a result of a one-off intercompany transaction.

We reported a net loss from continuing operations in 2023 of €4.0 million, compared to a net loss from continuing operations of €71.4 million in 2022.

Discontinued operations

Net profit of discontinued operations attributable to the Jyseleca® business amounted to €215.7 million in 2023, compared to €146.6 million net loss of discontinued operations in 2022.

Jyseleca® product net sales in Europe amounted to €112.3 million in 2023, compared to €87.6 million in 2022.

Cost of sales related to Jyseleca® net sales in Europe amounted to €18.0 million in 2023, compared to €12.1 million for the year 2022.

Collaboration revenues in discontinued operations related to revenue recognition of the collaboration agreement with Gilead for the filgotinib development amounted to €429.4 million in 2023 compared to €174.4 million in 2022. This increase was explained by a substantial decrease in our assessment of the remaining costs to complete the filgotinib development following the recent sale of our Jyseleca® business to Alfasigma, including the transfer of the remaining development performance obligation after closing of the transaction. As a consequence, we saw a substantial increase of the percentage of completion of our performance obligation, and a positive catch-up released to revenues.

Total operating profit from discontinued operations amounted to €217.3 million in 2023, compared to an operating loss of €136.5 million in 2022.

The decrease in R&D expenditures for the development of filgotinib was mainly due to the discontinuation in early 2023 of the DIVERSITY clinical trials in CD. Personnel expenses decreased by €15.0 million, from €74.6 million in 2022 to €59.6 million in 2023, subcontracting costs decreased as well by €39.0 million, from €153.7 million in 2022 to €114.7 million in 2023.

The decrease in S&M expenses from €144.1 million in 2022 to €113.4 million in 2023 is reflected in a decrease in personnel costs by €10.8 million, from €70.2 million in 2022 to €59.3 million in 2023 due to lower bonus costs and costs of our subscription right plans, while external outsourcing costs decreased by €17.0 million, from €52.8 million in 2022 to €35.8 million in 2023 primarily explained by lower costs for marketing campaigns and promotional expenses.

G&A expenses attributable to the Jyseleca® business increased from €9.8 million in 2022 to €18.0 million in 2023 primarily due to an increase in costs of our subscription right plans; we experienced unusually low costs in 2022 due to a reversal of costs related to voluntary leavers and saw an increase in salaries in 2023. The G&A expenses for the year 2023 also include one-off legal fees related to the transaction with Alfasigma for €3.5 million.

Other operating income attributable to the Jyseleca® business increased, mainly due to higher R&D incentives income.

The movement in other financial income/expenses is primarily explained by a lower discounting effect of long-term deferred revenue for the development of filgotinib, because we expect to recognize the remaining revenues in 2024. The financing component related to our filgotinib performance obligation was re-assessed on 31 December 2023, considering the reduced duration and the expected end of the performance obligation for the development of filgotinib.

We reported a net profit in 2023 of €211.7 million, compared to a net loss of €218.0 million in 2022.

Cash, cash equivalents and current financial investments

Current financial investments and cash and cash equivalents totaled €3,684.5 million on 31 December 2023 (including €20.0 million of accrued interest income) as compared to €4,094.1 million on 31 December 2022 (excluding €9.9 million of net accrued interest income).

Total net decrease in cash and cash equivalents and current financial investments amounted to €409.6 million in 2023, compared to a net decrease of €609.1 million in 2022. This net decrease was composed of (i) €414.8 million of operational cash burn, (ii) €20.4 million of negative exchange rate differences, (iii) €7.0 million cash-out related to the acquisition of CellPoint B.V., (iv) €14.0 million acquisition of financial assets held at fair value through profit or loss, offset by (v) €24.3 million positive changes in fair value of current financial investments, (vi) €1.8 million of cash proceeds from capital and share premium increase from exercise of subscription rights in 2023, and (vii) €12.9 million of accrued interest income on term deposits and €7.6 million accrued interest income on treasury bills.

Operational cash burn (or operational cash flow if this liquidity measure is positive) is a financial measure that is not calculated in accordance with IFRS. Operational cash burn/cash flow is defined as the decrease or increase in our cash and cash equivalents (excluding the effect of exchange rate differences on cash and cash equivalents), minus:

1. the net proceeds, if any, from share capital and share premium increases included in the net cash flow generated from/used in (–) financing activities
2. the net proceeds or cash used, if any, in acquisitions or disposals of businesses and financial assets held at fair value through profit or loss; the movement in restricted cash and movement in current financial investments, if any, the loans and advances given to third parties, if any, included in the net cash flow generated from/used in (–) investing activities
3. the cash used for other liabilities related to the acquisition of businesses, if any, the accrued interest on cash and cash equivalents, if any, included in the net cash flow generated from/used in (–) operating activities.

This alternative liquidity measure is, in our view, an important metric for a biotech company in the development stage.

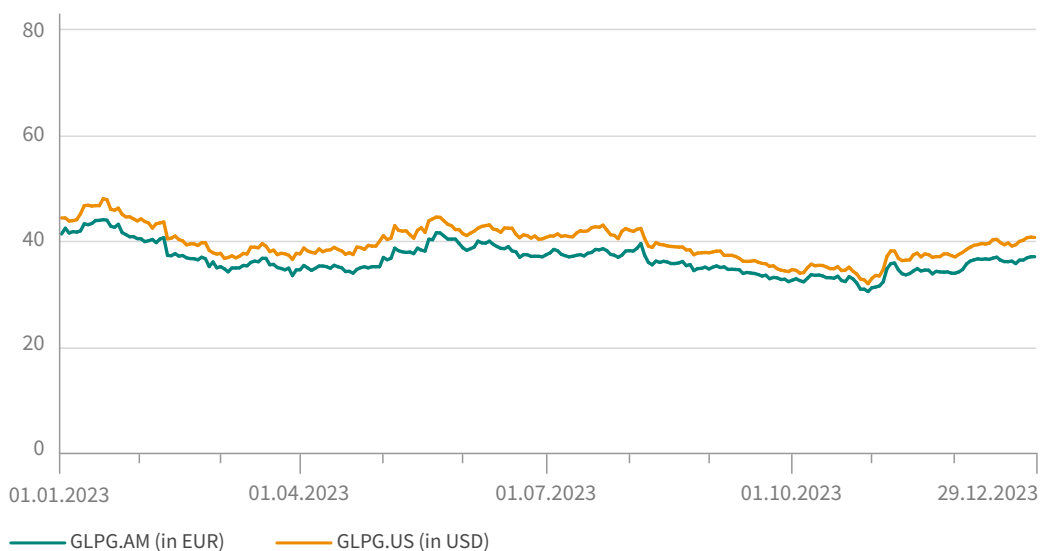
The following table presents a reconciliation of operational cash burn, to the closest IFRS measures, for each of the periods indicated:

(thousands of €)	2023	2022
Decrease in cash and cash equivalents (excluding effect of exchange differences)	(339,785)	(1,747,545)
Less:		
Net proceeds from capital and share premium increases	(1,770)	(6,695)
Net purchase/sale (-) of current financial investments	(94,233)	1,087,032
Acquisition of financial assets held at fair value through profit or loss	13,965	-
Cash out from acquisition of subsidiaries, net of cash acquired	7,000	115,270
Cash advances and loans to third parties	-	10,000
Cash used for other liabilities related to the acquisition of subsidiaries	-	28,164
Total operational cash burn	(414,824)	(513,774)

The Galapagos shares in 2023

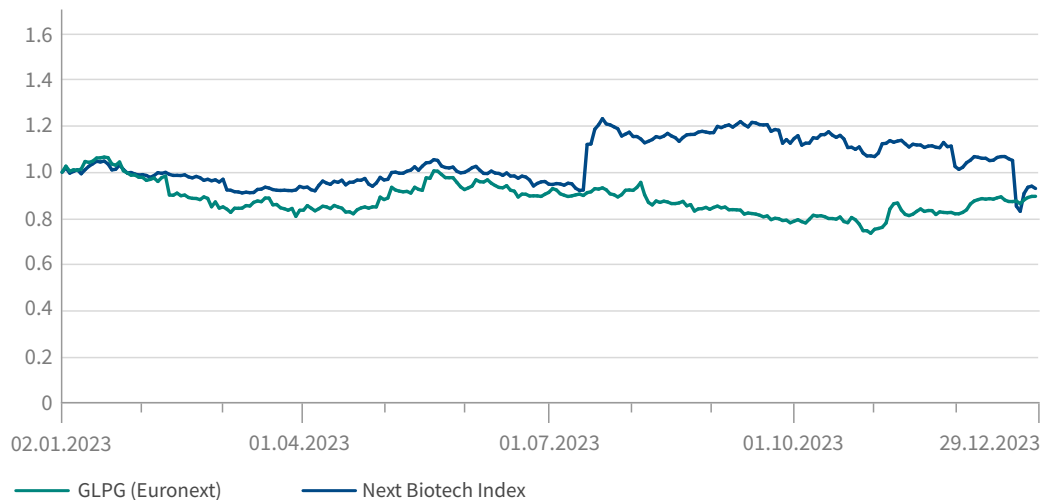
Galapagos NV (ticker: GLPG) has been listed on Euronext Amsterdam and Brussels since 6 May 2005 and on the Nasdaq Global Select Market since 14 May 2015. Galapagos NV forms part of the Bel20 index (top 20 listed companies) on Euronext Brussels, the AMX Index (Amsterdam Midcap-index) on Euronext Amsterdam, and the NBI (Nasdaq Biotechnology Index) on Nasdaq in New York.

The Galapagos share in 2023

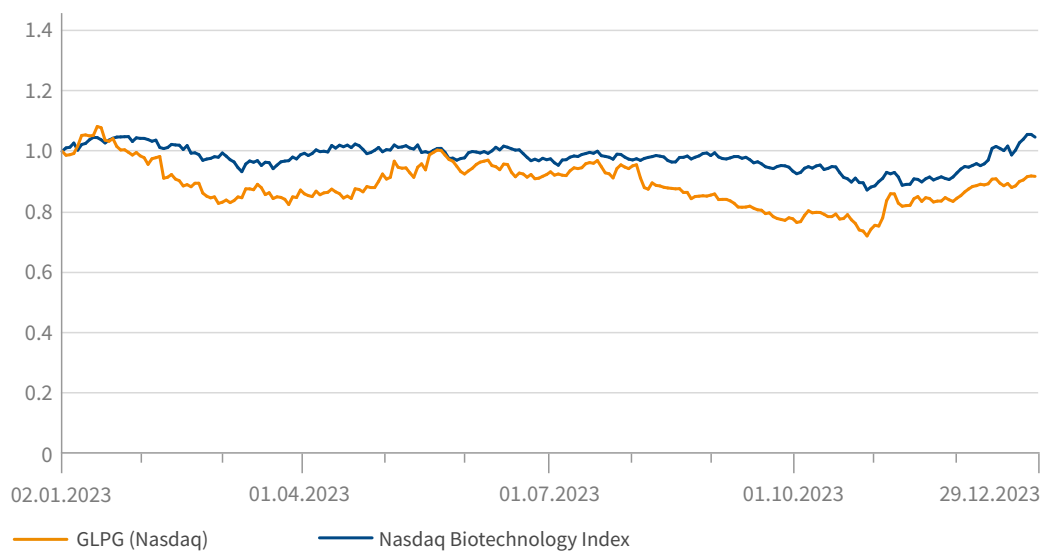


In 2023, the average daily trading volume on Euronext was 138,212 shares and €5.1 million turnover. The daily trading volume on Nasdaq in 2023 was 193,201 American Depository Shares (ADSs) and \$7.6 million turnover.

Galapagos vs Next Biotech Index in 2023



Galapagos vs Nasdaq Biotechnology Index in 2023



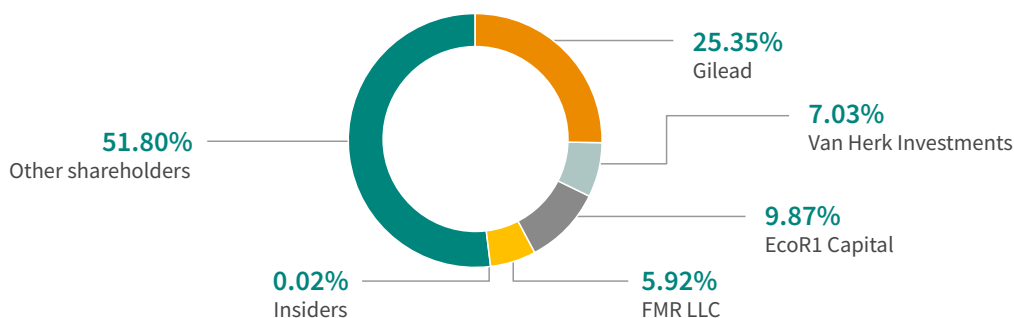
Investor relations activities

17 analysts cover the Galapagos stock.

Our IR team participated in 16 investor conferences in Europe and the U.S. in 2023. Several broker-organized and self-organized roadshows and (virtual) meetings were held throughout the U.S. and Europe, during which we held approximately 465 investor meetings. We organized webcasts to present our 2022 Full Year, and our 2023 Q1, Half Year, and Q3 results.

The main topics of discussion with investors in 2023 included the strategic review, including the transfer of Jyseleca®, the refocusing of our pipeline and rightsizing of our operations, management changes, cash burn and capital allocation, our BD strategy and plans, the collaboration with partner Gilead, the clinical development plans and progress with our selective TYK2 inhibitor, GLPG3667 in DM and SLE, the safety and efficacy initial results with GLPG5101 in rrNHL and GLPG5201 in rrCLL and RT, the roll-out our CAR-T point-of-care manufacturing platform and regulatory progress, our efforts in immunology with CAR-T, and progress in our early-stage pipeline in both oncology and immunology.

Our major shareholders at 31 December 2023 are provided in the chart below:



Outlook 2024

Financial outlook

For the full year 2024, we anticipate a further reduction in our cash burn to between €280 million and €320 million (compared to €414.8 million for the full year 2023), not including future potential business development opportunities.

R&D Outlook

- We aim to progress three CAR-T Phase 1/2 studies in hemato-oncology: GLPG5101 in rrNHL; GLPG5201 in rrCLL, with or without RT; and GLPG5301 in rrMM.
- We expect to file IND applications in the U.S. to begin clinical development of our CAR-T programs in hemato-oncology.
- We plan to scale up our CAR-T network and operations further in the U.S. and Europe, and potentially in other key regions.

Business development

We will continue to evaluate multiple product candidates and business development opportunities to leverage our internal capabilities further, and accelerate and expand our pipeline of potential best-in-class investigational medicines in our therapeutic focus areas of immunology and oncology.

Going concern statement

To date, we have incurred significant operating losses, which are reflected in the consolidated balance sheet showing €228.3 million accumulated losses as at 31 December 2023. We realized a consolidated net profit of €211.7 million for the year ended 31 December 2023. Our existing current financial investments and cash and cash equivalents of €3,684.5 million at 31 December 2023 will enable us to fund our operating expenses and capital expenditure requirements at least for the next 12 months. The Board of Directors is also of the opinion that additional financing could be obtained, if required. Taking this into account, as well as the potential developments of our drug discovery and development activities, the Board of Directors is of the opinion that it can submit the financial statements on a going concern basis. Whilst our current financial investments and cash and cash equivalents are sufficient at least for the next 12 months, the Board of Directors points out that if the R&D activities go well, we may seek additional funding to support the continuing development of our products or to be able to execute other business opportunities.

Risk management and internal control

Risk management is embedded in our strategy and is considered important for achieving our operational targets.

To safeguard the proper implementation and execution of the group's strategy, our Executive Committee has established internal risk management and control systems within Galapagos. The Board of Directors has delegated an active role to the Audit Committee members to monitor the design, implementation and effectiveness of these internal risk management and control systems. The purpose of these systems is to manage in an effective and efficient manner the significant risks to which Galapagos is exposed.

The internal risk management and control system is designed to ensure:

- the careful monitoring of the effectiveness of our strategy
- Galapagos' continuity and sustainability, through consistent accounting, reliable financial reporting and compliance with laws and regulations
- our focus on the most efficient and effective way to conduct our business

We have defined our risk tolerance on a number of internal and external factors including:

- financial strength in the long run, represented by revenue growth and a solid balance sheet
- liquidity in the short run; cash
- business performance measures; operational and net profitability scientific risks and opportunities
- dependence on our alliance partners
- compliance with relevant rules and regulations
- reputation

The identification and analysis of risks is an ongoing process that is naturally a critical component of internal control. Based on these factors and Galapagos' risk tolerance, the key controls within Galapagos will be registered and the effectiveness will be monitored. If the assessment shows the necessity to modify the controls we will do so. This could be the situation if the external environment changes, or the laws, regulations, or the strategy of Galapagos change.

The financial risks of Galapagos are managed centrally. The finance department of Galapagos coordinates the access to national and international financial markets and considers and continuously manages the financial risks concerning the activities of the group. These relate to the following financial markets risks: credit risk, liquidity risk,

currency and interest rate risk. Our interest rate risk is limited because we have nearly no financial debt. In the event of decreasing interest rates we would face a reinvestment risk on our strong cash position. The group does not buy or trade financial instruments for speculative purposes. For further reference on financial risk management, see **note 34** of the notes to the consolidated financial statements. We also refer to the **Risk factors** section of the annual report for additional details on general risk factors.

The company's internal controls over financial reporting are a subset of internal controls and include those policies and procedures that:

- pertain to the maintenance of records that, in reasonable detail, accurately and fairly reflect the transactions and dispositions of the assets of the company
- provide reasonable assurance that transactions are recorded as necessary to permit preparation of financial statements in accordance with IFRS as adopted by the EU, and that our receipts and expenditures are being made only by authorized persons
- provide reasonable assurance regarding prevention or timely detection of unauthorized acquisition, use or disposition of our assets that could have a material effect on the financial statements

Our internal control over financial reporting includes controls over relevant IT systems that impact financial reporting including accuracy and completeness of our account balances.

Since the company has securities registered with the U.S. Securities and Exchange Commission (SEC) and is a large accelerated filer within the meaning of Rule 12b-2 of the U.S Securities Exchange Act of 1934, the company needs to assess the effectiveness of internal control over financial reporting and provide a report on the results of this assessment.

In 2023 management has reviewed its internal controls over financial reporting based on criteria established in the Internal Control – Integrated Framework (2013) issued by the Committee of Sponsoring Organizations of the Treadway Commission (COSO) and engaged an external advisor to help assess the effectiveness of those controls.

As described in Section 404 of the U.S. Sarbanes-Oxley Act of 2002 and the rules implementing such act, we will include the management and the statutory auditor's assessment of the effectiveness of internal control over financial reporting in our annual report on Form 20-F, which is expected to be filed with the SEC on or around the publication date of the present annual report.

Portfolio

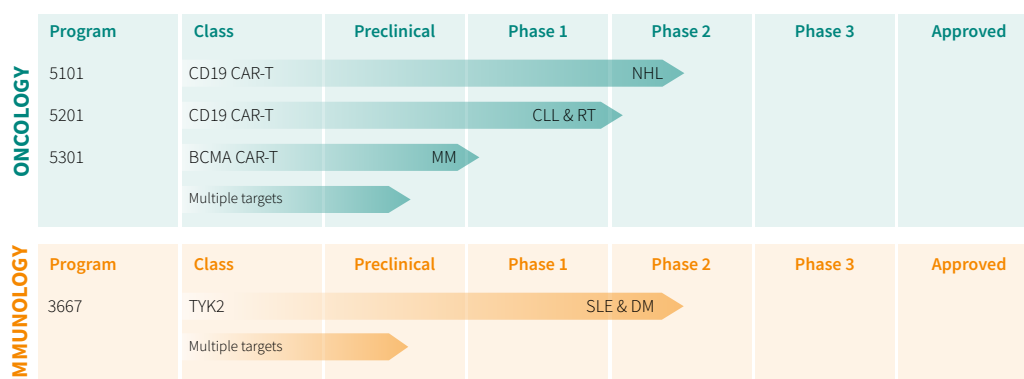
Our programs in oncology and immunology

Pioneering science to
transform patient outcomes

Portfolio

We focus on delivering **best-in-class medicines** with **transformational impact for patients** by accelerating life-changing science and innovation in the fields of oncology and immunology.

The following diagram provides an overview of our lead product and product candidates currently in development as of the date of the publication of this report:



NHL, non-Hodgkin lymphoma; CLL, chronic lymphocytic leukemia; RT, Richter Transformation; MM, multiple myeloma; SLE, systemic lupus erythematosus; DM, dermatomyositis

We operate in an intensely competitive sector, which is subject to rapid and significant technological change and innovation. For a description of the competitive landscape, we refer to the **Risks** section related to our competitive position.

Oncology

Cancer leaves no one untouched, affecting many of us in one way or another. The urgency for effective, broadly accessible treatment options and novel therapies is paramount, as the outlook for patients is often grim, with survival measured in months rather than years. Advances in cancer research stands as our sole beacon of hope in addressing this disease and transforming patient outcomes.

We passionately strive to turn cancers into manageable chronic conditions or even curable diseases.

Our oncology researchers are determined to rise to the challenge to overcome the devastating impact of cancer by accelerating new ways to target cancer from different angles, whether through small molecules, antibody-based biological therapies, or novel chimeric antigen receptor (CAR-T) cell therapies, coupled with ingenious manufacturing technologies, and other revolutionary approaches.

We believe in synergizing the most compelling science and technology from both within and outside our organization to introduce a new multi-faceted treatment paradigm for cancers with significant unmet medical needs.

Our current clinical development is focused on hematological cancers for patients in need of additional and improved treatment options: non-Hodgkin's lymphoma, chronic lymphocytic leukemia with or without Richter transformation, and multiple myeloma.

CAR-T Pipeline manufactured at or near the point-of-care

GLPG5101: CD19 CAR-T in relapsed/refractory non-Hodgkin's lymphoma

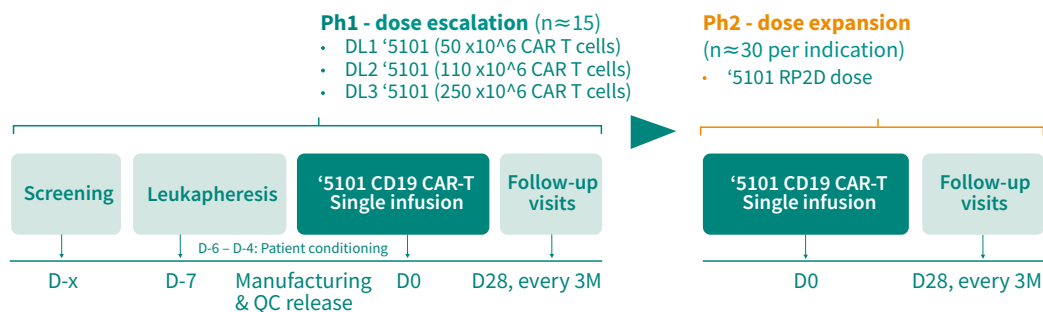
Non-Hodgkin's lymphoma (NHL) is a cancer originating from lymphocytes, a type of white blood cell which is part of the body's immune system. NHL can occur at any age although it is more common in adults over 50 years old. Initial symptoms usually are enlarged lymph nodes, fever, and weight loss. There are many different types of NHL. These types can be divided into aggressive (fast-growing) and indolent (slow-growing) types, and they can be formed from either B lymphocytes (B cells) or in lesser extent from T lymphocytes (T cells) or Natural Killer cells (NK cells). B cell lymphoma makes up about 85% of NHL cases diagnosed in the US. Prognosis and treatment of NHL depend on the stage and type of disease.

GLPG5101 is a second generation anti-CD19/4-1BB CAR-T product candidate, administered as a single fixed intravenous dose. The safety, efficacy and feasibility of point-of-care manufactured GLPG5101 are currently being evaluated in the ATALANTA-1 Phase 1/2, open-label, multicenter study in patients with relapsed/refractory non-Hodgkin lymphoma (rrNHL).

The primary objective of the Phase 1 part of the study was to evaluate safety and to determine the recommended dose for the Phase 2 part of the study. Secondary objectives include assessment of efficacy and feasibility of near the point-of-care manufacturing of GLPG5101. The dose levels that were evaluated in Phase 1 are 50×10^6 (DL1), 110×10^6 (DL2) and 250×10^6 (DL3) CAR+ viable T cells. The primary objective of the Phase 2 part of the study is to evaluate the Objective Response Rate (ORR) while the secondary objectives include Complete Response Rate (CRR), duration of response, progression free survival, overall survival, safety, pharmacokinetic profile, and the feasibility of point-of-care manufacturing. Each enrolled patient will be followed for 24 months.

ATALANTA-1 Phase 1/2 study design of GLPG5101 in rrNHL

'5101 basket trial in DLBCL, MCL, MZL, FL, BL & PCNSL



Patient population

Key eligibility criteria

- r/r DLBCL, MCL, MZL, FL, BL & PCNSL
- ≥ 2 prior lines of therapy, or primary refractory DLBCL or BL
- ≥ 1 prior line of therapy for PCNSL
- Not achieving CR to 2L therapy for BL and PCNSL
- Incl. transplant ineligible
- No prior CD19-targeted therapy allowed

BL, Burkitt lymphoma; DL, dose level; DLBCL, diffuse large B-cell lymphoma; FL, follicular lymphoma; MCL, mantle cell lymphoma; MZL, marginal zone lymphoma; PCNSL, primary central nervous system lymphoma; rrNHL, relapsed/refractory non-Hodgkin lymphoma; RP2D, recommended phase 2 dose. EudraCT 2021-003272-13. Patient conditioning is lymphodepleting chemotherapy.

Baseline characteristics ATALANTA-1**Heavily pretreated population of NHL patients**

	Phase 1 (N=14)	Phase 2 (N=9)
Age, median (range), years	65 (50-77)	69 (46-73)
Male, n (%)	11 (79)	4 (44)
Disease subtype, n (%)		
DLBCL	7 (50)	0
FL	3 (21.5)	6 (67)
MCL	3 (21.5)	2 (22)
MZL	1 (7)	1 (11)
IPI/MIPI/FLIPI score; high risk, n (%)	6 (43)	6 (67)
No. of prior therapy lines, median (range)	4 (1-7)	4 (2-11)
ECOG performance status screening, n (%)		
0	6 (43)	4 (44.5)
1	8 (57)	3 (33.5)
2		2 (22)
Prior ASCT, n (%)	6 (43)	3 (33)
Ann Arbor disease stage III-IV, n (%)	13 (93)	6 (67)
Extranodal disease, n (%)	5 (36)	2 (22)

Poster presented at the 2023 ASH Annual Meeting and Exposition; December 9-12, 2023; San Diego, CA.

ASCT, autologous stem cell transplant; DL, dose level; DLBCL, diffuse large B-cell lymphoma; ECOG, Eastern Cooperative Oncology Group; FL, follicular lymphoma; (M, FL)IPI, (mantle cell lymphoma, follicular lymphoma) international prognostic index; MCL, mantle cell lymphoma; MZL, marginal zone lymphoma; NHL, non-Hodgkin lymphoma

To further build a robust data package, patient recruitment of the Phase 1 dose-finding part of ATALANTA-1 is ongoing. As of 1 September 2023 (cut-off date), 14 heavily pretreated rrNHL patients with diffuse large B cell lymphoma, mantle cell lymphoma and indolent lymphoma were enrolled (7 at DL1 and 7 at DL2). In parallel, enrollment of the Phase 2 expansion study is ongoing, and the first 9 patients have been dosed.

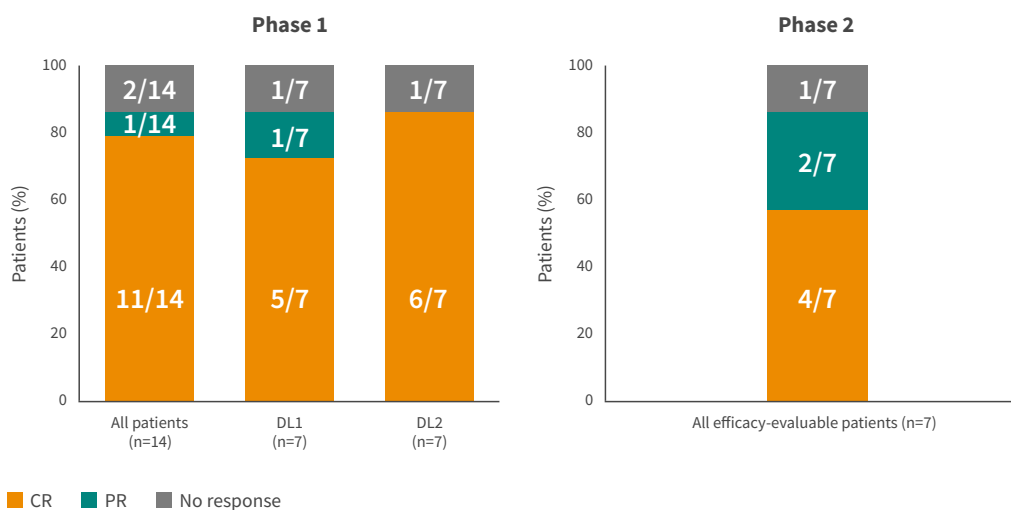
In December 2023, we presented promising new preliminary data from the ATALANTA-1 Phase 1 dose-finding part of the study and preliminary data of the Phase 2 expansion part during a poster session at the 65th Annual American Society of Hematology (ASH) Congress San Diego (cut-off date: 1 September 2023). The detailed results are presented below.

Encouraging safety profile: ATALANTA-1 preliminary results in heavily pretreated patient population

	Phase 1 (N=14)	Phase 2 (N=9)
CRS, n (%)	7 (50)	3(33)
Grade 1-2	6	3
Grade 3	1	0
ICANS, n (%)	6 (43)	1 (11)
Grade 1	6	0
Grade 3	0	1
Grade 5 events, n (%)	2 (14)	0

CRS, cytokine release syndrome; ICANS, immune effector cell-associated neurotoxicity syndrome

Encouraging efficacy data in rrNHL: ATALANTA-1 preliminary results in heavily pretreated patient population



Data presented at ASH 2023 (Kersten MJ, et al). ASH poster #2113, 9 Dec 2023 17:30–19:30 CET. Cut-off date: 1 September 2023

DL1: 50x10⁶ CAR-positive viable T cells, DL2: 110x10⁶ CAR-positive viable T cells. DL, dose level; CR, complete response; CRR, complete response rate; ORR, objective response rate; PR, partial response; rrNHL, relapsed/refractory non-Hodgkin lymphoma.

- In the Phase 1 part of the study (cut-off date: 1 September 2023):
 - GLPG5101 showed an encouraging safety profile. Most treatment emergent adverse events (TEAEs) were Grade 1 or 2 and the majority of the few Grade ≥ 3 events were hematological. No cytokine release syndrome (CRS) Grade > 3 and no immune effector cell-associated neurotoxicity syndrome (ICANS) Grade ≥ 2 were observed.
 - 12 of 14 evaluable patients responded to treatment (ORR of 86%), with 11 of 14 patients achieving a Complete Response (CRR of 79%). 6 of 7 patients treated with the higher dose level (DL2) responded to treatment (ORR of 86%) and achieved a Complete Response (CRR of 86%). At the time of the analysis, 8 of 12 responding patients (67%) had an ongoing response, with a duration up to 15 months (median follow-up of 8.6 months); 2 of the 4 patients who progressed after an initial response had a CD19 positive relapse and 1 had confirmed CD19-negative disease.
- In the Phase 2 part of the study (cut-off date: 1 September 2023):
 - GLPG5101 showed an encouraging safety profile with most TEAEs of Grade 1 or 2; the majority of Grade ≥ 3 events were hematological. No CRS Grade > 2 and ICANS was seen in one patient (Grade 3).
 - 6 of 7 evaluable patients responded to treatment (ORR of 86%) and a Complete Response was observed in 4 of 7 patients (57%). At the time of the analysis, all 6 responding patients (100%) had an ongoing response with a median follow-up of 3.2 months.

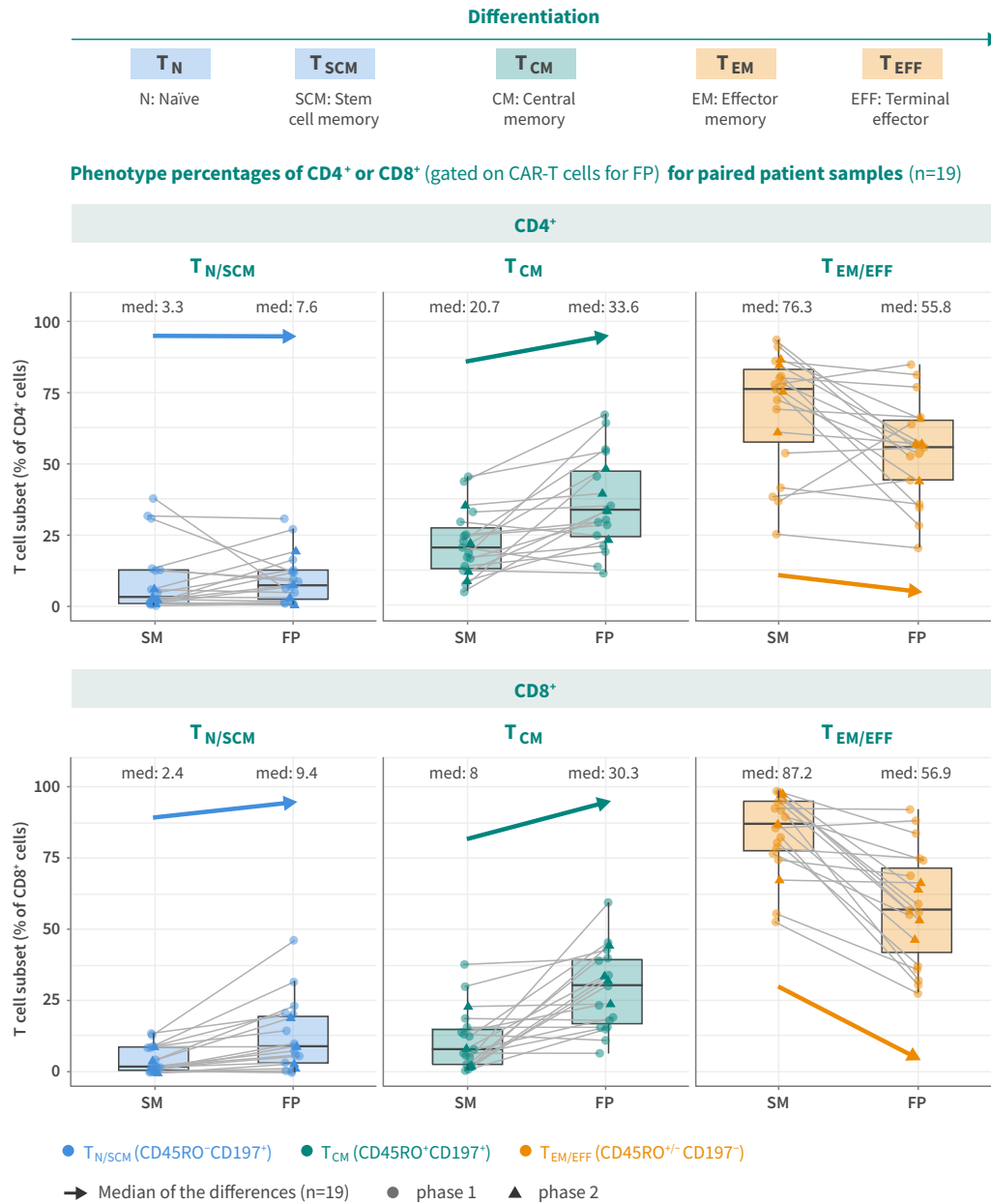
At ASH, we also showcased encouraging preliminary translational data with regard to the status of the CAR-T cells in the GLPG5101 final product (FP).

A thorough characterization of the collected patient material in the ATALANTA-1 trial (19 patients) revealed an increased percentage of 'early phenotype' T cells (i.e. $T_{N/SCM}$ and T_{CM} , $CD4^+$ and $CD8^+$) in the final product compared to the starting material (apheresed blood). This was in line with the observed decrease in more differentiated, 'late phenotype' T cells (i.e. $T_{EM/EFF}$, $CD4^+$ and $CD8^+$).

This early phenotype reflects the differentiation status of the cells, which is associated with enhanced functionality and persistence of CAR-T cells after infusion in the patient.

GLPG5101 product characteristics

GLPG5101 enriches frequency of early phenotype (i.e. $T_{N/SCM}$ and T_{CM}) $CD4^+$ and $CD8^+$ CAR-T cells in final drug product (FP) compared to T cells in starting material (SM), in tandem with decrease in $T_{EM/EFF}$ CAR-T cells



Poster presented at the 2023 ASH Annual Meeting and Exposition; December 9-12, 2023; San Diego, CA. Cut-off date of 1 September 2023.
 Exploratory flow cytometry analysis of T-cell subsets in the apheresis starting material (SM) and final product (FP), showing box plots with first quartile (Q1), median (Q2) and third quartile (Q3), whiskers as well as all the individual datapoints. Med, median.

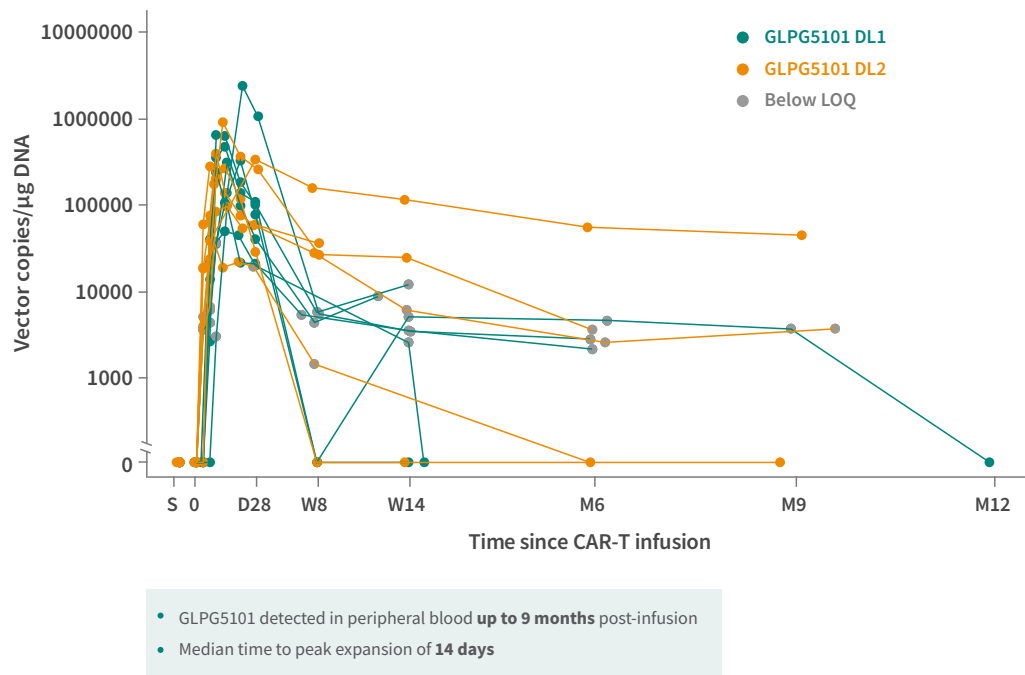
In addition, we evaluated the kinetics of expansion of the manufactured CAR-T cells in the patient by measuring the levels of CAR vector copies in blood after infusion.

Robust CAR-T cell expansion was observed in the treated patients across all dose levels with a median time to peak expansion of 14 days. In 3 out of 4 evaluable patients, we were able to detect the GLPG5101 CAR-T cells up to 9 months post-infusion (cut-off date of 1 September 2023).

These findings support the persistence of GLPG5101, which could be an early predictor of durable responses.

Cellular expansion and persistence of GLPG5101

Robust CAR T-cell expansion observed across dose levels



Poster presented at the 2023 ASH Annual Meeting and Exposition; December 9-12, 2023; San Diego, CA. Cut-off date of 1 September 2023.

Quantification of GLPG5101 in peripheral blood by qPCR. Limit of quantification (LOQ) 1,000 vector copies. Phase 2 target dose is DL2.

DL, dose level; qPCR, quantitative polymerase chain reaction; S, screening.

The ATALANTA-1 preliminary data suggest that Galapagos' CAR-T point-of-care manufacturing platform can deliver a fit product in a median vein-to-vein time of only seven days.

GLPG5201: CD19 CAR-T in relapsed and refractory chronic lymphocytic leukemia

Chronic lymphocytic leukemia (CLL) is one of the chronic lymphoproliferative disorders (lymphoid neoplasms). It is characterized by a progressive accumulation of functionally incompetent lymphocytes, which are usually monoclonal in origin. CLL affects B-cells in the blood and bone marrow.¹ Richter Transformation (RT) is an uncommon clinicopathological condition observed in patients with CLL. It is characterized by the sudden transformation of the CLL into a significantly more aggressive form of large cell lymphoma and occurs in approximately 2-10% of all CLL patients. CLL usually follows an indolent course and is an incurable disease. Patients who develop relapsed and refractory disease and become resistant to new agents have a dismal prognosis and a high unmet medical need for new therapeutic options such as CAR-T cells. With estimated incidence of 4.7 new cases per 100,000 individuals, CLL is the most prevalent lymphoid malignancy and is the most common adult leukemia in the US and in Europe.² The annual incidence of patients with RT has been estimated at 1,900 new patients in the US and 2,000 in the EU.³

GLPG5201 is a second generation anti-CD19/4-1BB CAR-T product candidate, administered as a single fixed intravenous dose. The safety, efficacy and feasibility of point-of-care manufactured GLPG5201 are currently being evaluated in the EUPLAGIA-1 Phase 1/2, open-label, multicenter study in patients with rrCLL and rrSLL (small lymphocytic lymphoma), with or without RT.

Patients with CD19 rrCLL or rrSLL with >2 lines of therapy are eligible to participate, and patients with RT are eligible, regardless of prior therapy. The primary objective of the Phase 1 part of the study is to evaluate safety and determine the recommended dose for the Phase 2 part of the study. The dose levels that are evaluated in the Phase 1 part of the study are 35×10^6 (DL1), 100×10^6 (DL2), and 300×10^6 (DL3) CAR+ viable T cells.

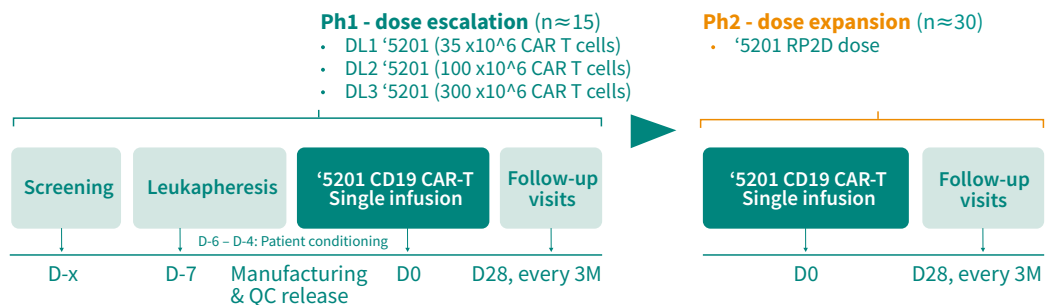
The primary objective of the Phase 2 part of the study is to assess the ORR, and the secondary objectives include the analysis of the CRR, duration of response, progression free survival, overall survival, safety pharmacokinetic profile, and feasibility of point-of-care manufacturing.

¹ Wierda WG. Chronic lymphocytic leukemia/ Small lymphocytic lymphoma fact sheet. In: Foundation LR, editor. 2018: https://www.lymphoma.org/wp-content/uploads/2018/04/LRF_FACTSHEET_CLL_SLL.pdf

² Siegel RL, Miller KD, Fuchs HE, Jemal A. Cancer Statistics, 2021. CA: A Cancer Journal for Clinicians. 2021;71(1):7-33. <https://www.ncbi.nlm.nih.gov/books/NBK493173>

³ IMARC report, 2023; 2-15% of incidence per Lightning Health literature review; Sigmund AM et al. 2022; Thompson PhA et al. 2022. IMARC report, 2023; 2-15% of incidence per Lightning Health literature review; Sigmund AM et al. 2022; Thompson PhA et al. 2022.

EUPLAGIA-1 Phase 1/2 study design of GLPG5201 in rrCLL, with or without RT



Patient population

Key eligibility criteria

- Patients with RT eligible regardless of prior therapy
- CD19+ relapsed/refractory CLL or SLL after ≥ 2 prior lines of therapy including BTKi, BCL2i, PI3Ki
- Age ≥ 18 years
- ECOG PS 0 and 1
- Incl. transplant ineligible
- No prior CD19-targeted therapy allowed

DL, dose level; RP2D, recommended phase 2 dose; rrCLL, relapsed/refractory chronic lymphocytic leukemia; RT, Richter Transformation; SLL, small lymphocytic lymphoma; BTKi, bruton tyrosine kinase inhibitor; BCL2i, B cell lymphoma 2 inhibitor; PI3Ki, Phosphoinositide 3-kinase inhibitors; ECOG PS, Eastern Cooperative Oncology Group (ECOG) performance status. Patient conditioning is lymphodepleting chemotherapy. EudraCT 2021-003815-25.

Baseline characteristics EUPLAGIA-1: heavily pre-treated CLL & RT patient population

	All patients (N=15)
Age, median (range), years	66 (50-74)
Male, n (%)	10 (67)
Disease subtype, n (%)	
CLL	6 (40)
RT	9 (60)
No. of prior therapy lines, median (range)	
Prior BTKi, n (%)	13 (87)
Prior venetoclax, n (%)	12 (80)
Prior BTKi and venetoclax, n (%)	11 (73)
Prior allo-HSCT, n (%)	1 (7)
High-risk features(*), n (%)	
17p deletion	3/13 (23)
TP53 mutated	6/13 (46)
Complex karyotype(**)	3/6 (50)
IGHV unmutated(***)	13/13 (100)

Data presented at ASH 2023 (Tovar N, et al.) ASH poster #2112, 9 Dec 2023 5:30-7:30 PM. Cut-off date: 26 April 2023.

BTKi, bruton tyrosine kinase inhibitors; CLL, chronic lymphocytic leukemia; HSCT, hematopoietic stem cell transplantation; RT, Richter Transformation; IGHV, immunoglobulin heavy chain variable region.

(*) Information on 17p deletion and TP53 mutation were reported for 13 patients

(**) karyotyping was reported for 6 patients. Complex karyotype was defined as 3 or more aberrations

(***) IGHV mutation status reported for 13 patients

In February 2023, we presented initial encouraging safety and efficacy data (cut-off date: 9 January 2023) from the EUPLAGIA-1 Phase 1 study during a poster session at the EBMT-EHA 5th European CAR-T-cell Meeting in Rotterdam.

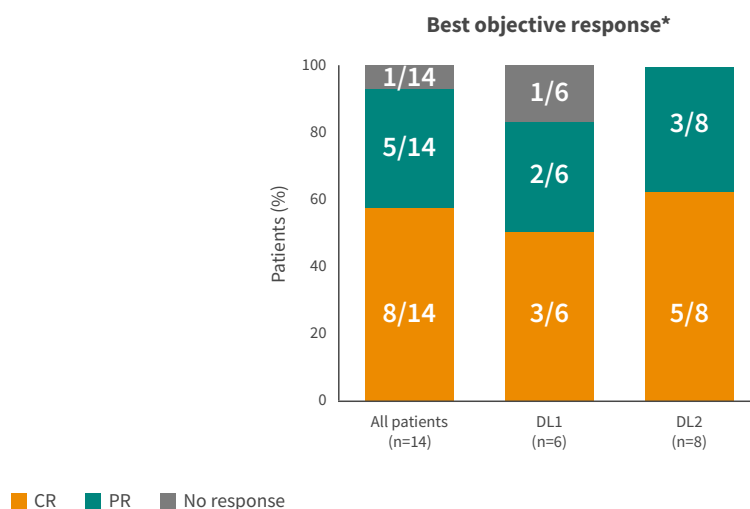
As of 6 September 2023, patient recruitment of the Phase 1 dose-finding part of EUPLAGIA-1 had been completed, and 15 patients (6 at dose level 1 (DL1); and 9 at dose level 2 (DL2)) were enrolled, all of whom were diagnosed with rrCLL, and 9 with additional RT. All 15 Phase 1 batches were manufactured at the point-of-care and infused as a single fresh, fit product within a median vein-to-vein time of seven days, with 80% of patients receiving the product in seven days. In December 2023, we presented promising new preliminary data from the Phase 1 dose-finding part of the study during a poster session at the 65th Annual ASH Congress in San Diego. Efficacy data as of day 28 were available for 14 patients; 1 patient did not yet reach the day 28 follow-up visit at the time of the analysis. The results (cut-off date: 6 September 2023) are presented below:

Encouraging interim safety data: EUPLAGIA-1 preliminary Phase 1 data in heavily pretreated patient population

	All patients (N=15)
CRS, n (%)	7 (47)
Grade 1/2	7
Grade ≥ 3	0
ICANS, n (%)	
Any grade	0

CRS, Cytokine release syndrome; ICANS: immune effector cell-associated neurotoxicity syndrome

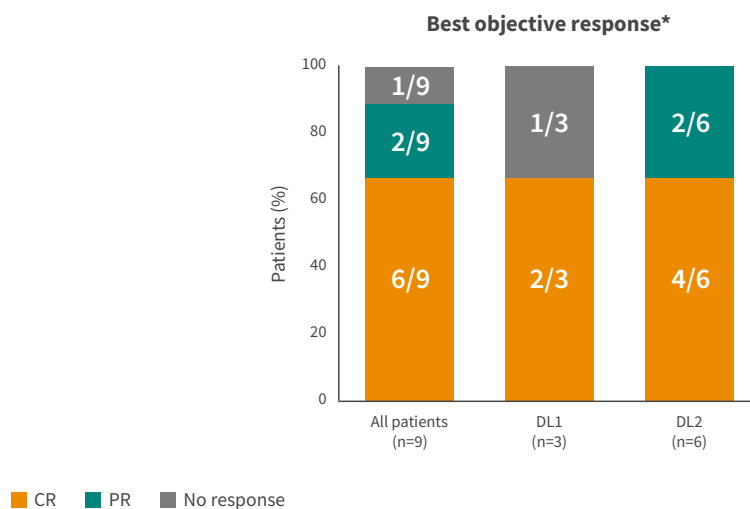
Promising clinical activity observed in rrCLL and RT: EUPLAGIA-1 preliminary Phase 1 data in heavily pretreated patient population



Data presented at ASH 2023 (Tovar N, et al.) ASH poster #2112, 9 Dec 2023 17:30–19:30 CET. Cut-off date: 6 September 2023.

* Combined response, iwCLL for CLL patients without RT and Lugano classification for patients with RT. DL1: 35×10^6 CAR-positive viable T cells, DL2: 100×10^6 CAR-positive viable T cells. CR, complete response; CRR, CR rate; DL, dose level; ORR, objective response rate; RT, Richter Transformation; PR, partial response; rrCLL, relapsed/refractory chronic lymphocytic leukemia. 1 CLL patient not yet efficacy-evaluable (D28 not reached).

Promising clinical activity observed in RT subset: EUPLAGIA-1 preliminary Phase 1 data in RT patients



Data presented at ASH 2023 (Tovar N, et al.) ASH poster #2112, 9 Dec 2023 17:30–19:30 CET. Cut-off date: 6 September 2023.

*Combined response, iwCLL for patients without RT and Lugano classification for patients with RT. DL1: 35×10^6 CAR-positive viable T cells, DL2: 100×10^6 CAR-positive viable T cells. CR, complete response; CRR, CR rate; DL, dose level; ORR, objective response rate; RT, Richter Transformation; PR, partial response; rrCLL, relapsed/refractory chronic lymphocytic leukemia.

- GLPG5201 showed an encouraging safety profile with most TEAEs of Grade 1 or 2, mostly hematological. CRS Grade 1 or 2 was observed in 47% of the patients, and no CRS Grade ≥ 3 or any ICANS were observed. No deaths were reported.
- Overall, 13 of 14 efficacy evaluable patients responded to treatment (Objective Response Rate (ORR) of 93%) and 8 of 14 patients achieved a Complete Response Rate (CRR of 57%). 8 of 9 patients with RT responded to treatment (ORR of 89%) and 6 of 9 RT patients achieved a Complete Response (CRR of 67%). At time of analysis, 10 of 13 of responding patients (77%) were in ongoing response with a median follow-up of 6 months; 2 of 3 patients who progressed after an initial response had confirmed CD19-negative disease.
- On the higher dose level (DL2), 8 of 8 patients responded to treatment (ORR of 100%), 5 of 8 patients achieved a Complete Response (CRR of 63%), and 6 of 6 patients with RT responded to treatment (ORR of 100%).
- DL2 was selected as the recommended dose for the Phase 2 part of the study.

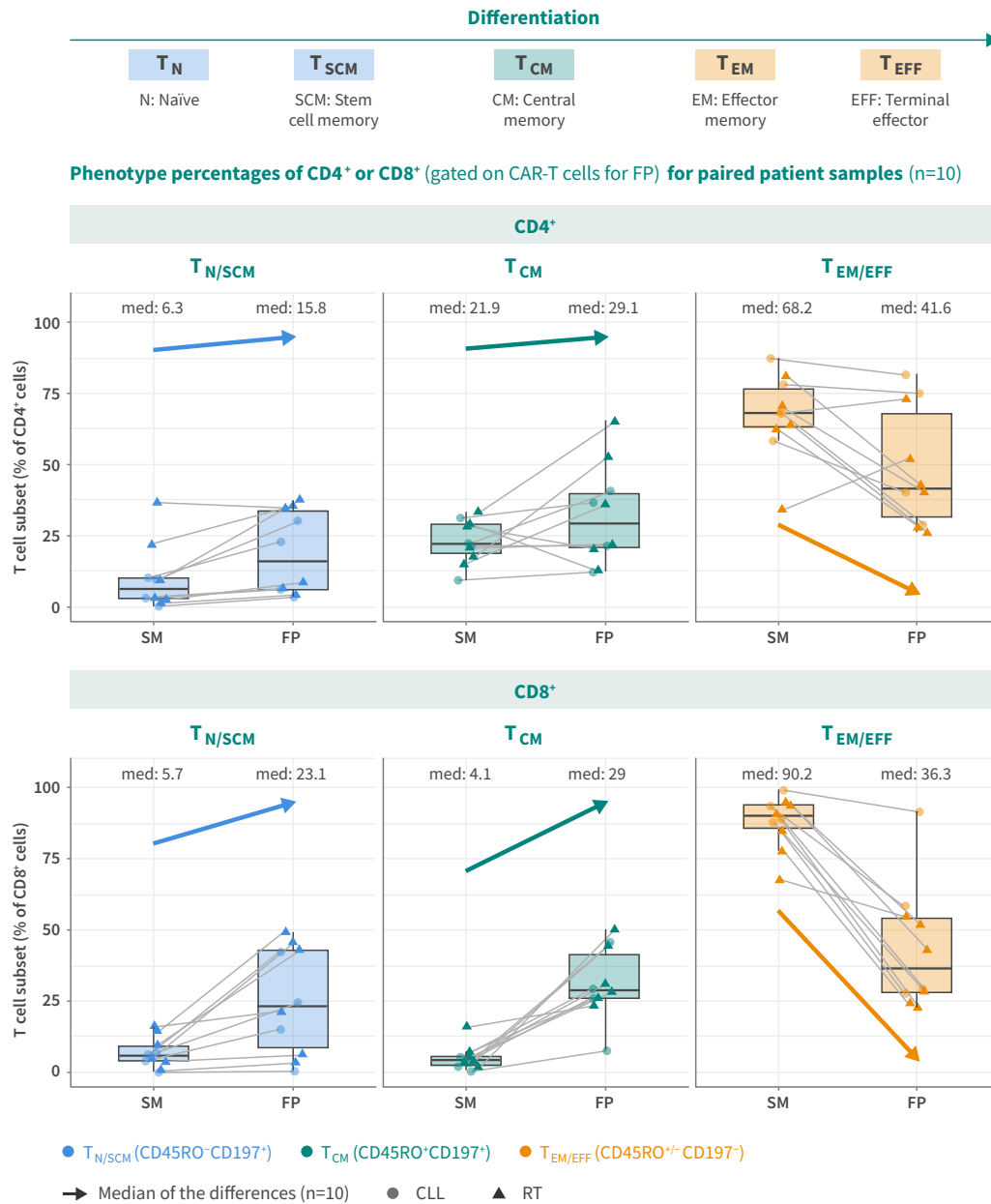
At the annual EBMT-EHA congress in February 2024, we showcased encouraging preliminary translational data regarding the status of the CAR-T cells in the GLPG5201 final product (FP).

A thorough characterization of the collected patient material in the EUPLAGIA-1 trial (10 patients) revealed an increased percentage of ‘early phenotype’ T cells (i.e. $T_{N/SCM}$ and T_{CM} , $CD4^+$ and $CD8^+$) in the final product compared to the starting material (apheresed blood). This was in line with the observed decrease in more differentiated, ‘late phenotype’ T cells (i.e. $T_{EM/EFF}$, $CD4^+$ and $CD8^+$).

This early phenotype reflects the differentiation status of the cells, which is associated with enhanced functionality and persistence of CAR-T cells after infusion in the patient.

GLPG5201 product characteristics

GLPG5201 enriches frequency of early phenotype (i.e. $T_{N/SCM}$ and T_{CM}) $CD4^+$ and $CD8^+$ CAR-T cells in final drug product compared to T cells in starting material, in tandem with a decrease in $T_{EM/EFF}$ CAR-T cells



Poster presented at the 2023 ASH Annual Meeting and Exposition; December 9-12, 2023; San Diego, CA. Cut-off date: 6 September 2023.
 Exploratory flow cytometry analysis of T-cell subsets in the apheresis starting material (SM) and final product (FP), showing box plots with first quartile (Q1), median (Q2) and third quartile (Q3), whiskers as well as all the individual datapoints. Med, median.

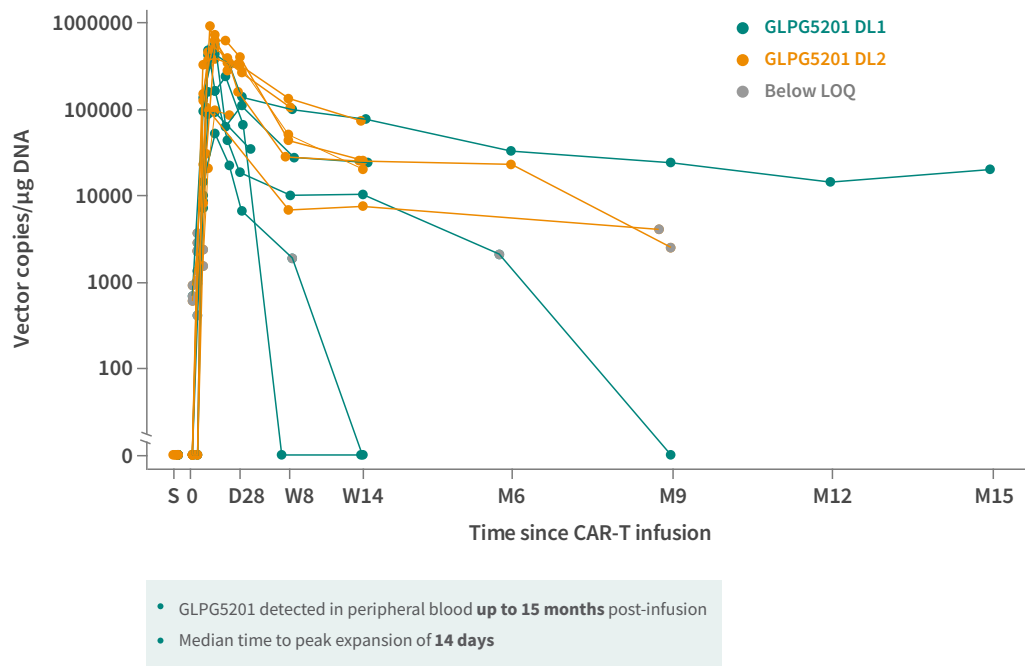
Similarly to the ATALANTA-1 study, we evaluated the kinetics of expansion of the manufactured CAR-T cells in the patient by measuring the levels of CAR vector copies in blood after infusion.

CAR-T cell expansion and persistence data was available for 13 of 15 patients. Robust expansion was observed in all patients for the dose levels tested with a median time to peak expansion of 14 days.

In 3 out of 4 evaluable patients, we were able to detect the GLPG5201 CAR-T cells up to 9 months post-infusion (cut-off date of 6 September 2023). These findings support the persistence of GLPG5201, which could be an early predictor of durable responses.

Cellular expansion and persistence of GLPG5201

Robust CAR T-cell expansion observed in all patients



Poster presented at the 2023 ASH Annual Meeting and Exposition; December 9-12, 2023; San Diego, CA. Cut-off date: 6 September 2023.
DL, dose level; LOQ, limit of quantification.

The EUPLAGIA-1 preliminary safety, efficacy, and translational data presented above suggest that Galapagos' CAR-T point-of-care manufacturing platform can deliver a fit product in a median vein-to-vein time of only seven days.

GLPG5301: BCMA CAR-T in relapsed and refractory multiple myeloma

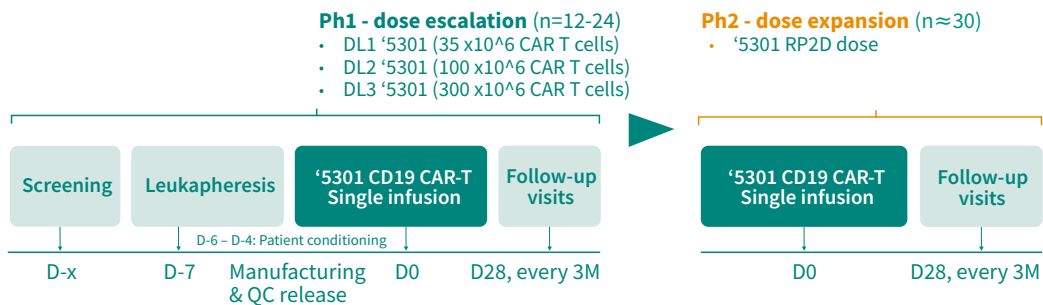
Multiple myeloma (MM) is typically characterized by the neoplastic proliferation of plasma cells producing a monoclonal immunoglobulin. The plasma cells proliferate in the bone marrow and may result in extensive skeletal destruction with osteopenia, and osteolytic lesions with or without pathologic fractures. Diagnosis is made when one (or more) of the following clinical presentations are present: bone pain with lytic lesions discovered on routine skeletal films or other imaging modalities, an increased total serum protein concentration with the presence of a monoclonal protein in the urine or serum, and anemia, hypercalcemia or renal failure. The patient may be either symptomatic or their disease may be discovered incidentally.

Despite improvements in treatment, in general, patients with MM ultimately relapse or become refractory to available regimens. Triple-refractory (refractory to CD38 monoclonal antibodies [mAbs], proteasome inhibitor [PI] and immunomodulatory imide drug [IMiD] or penta-refractory (refractory to CD38 mAbs, 2 PIs and 2 IMiDs) patients have a poor prognosis and are in urgent need of novel treatment options.

GLPG5301 is an autologous, second-generation/4-1BB B-cell maturation antigen (BCMA)-directed CAR-T product candidate, administered as an intravenous infusion of a fresh product in a single fixed dose, at the point-of-care. In December 2023, we announced that the first patient with rrMM was dosed in the Phase 1/2 PAPILIO-1 study.

PAPILIO-1 is a Phase 1/2, open-label, multicenter study to evaluate the safety, efficacy and feasibility of point-of-care manufactured GLPG5301, a BCMA CAR-T product candidate, in patients with relapsed/refractory multiple myeloma (rrMM) after ≥ 2 prior lines therapy. The primary objective of the Phase 1 part of the PAPILIO-1 study is to evaluate safety and determine the recommended dose for the Phase 2 part of the study. The primary objective of the Phase 2 part of the study is to evaluate the efficacy of GLPG5301, as measured by the ORR. Secondary objectives for both Phase 1 and Phase 2 include further assessment of the safety of GLPG5301, additional efficacy endpoints, including assessment of Minimal Residual Disease (MRD), as well as the feasibility of point-of-care manufacture of GLPG5301 in rrMM patients. Each enrolled patient will be followed for 24 months. During Phase 1, up to 3 dose levels will be evaluated and at least 12 patients will be enrolled to establish the recommended Phase 2 dose. Approximately 30 additional patients will be enrolled in the Phase 2 part of the study to evaluate the safety and efficacy of GLPG5301.

PAPILIO-1 Phase 1/2 study design of GLPG5301 in rrMM



Study population

- r/r Multiple Myeloma or Plasma cell leukemia
- ≥ 2 prior lines of therapy (at least IMiD, PI and anti-CD38)
- No prior BCMA-targeted therapy allowed

BCMA, B-cell maturation antigen; DL, dose level; IMiD, immunomodulatory imide drug; PI, proteasome inhibitor; r/rMM, relapsed/refractory multiple myeloma; RP2D, recommended phase 2 dose.

Immunology

By exploring new frontiers in science and technology, we strive to accelerate innovation of transformational medicines that deliver more years of life and quality of life for patients and families living with immune-mediated conditions.

We recognize the complexity of developing therapies for immunological diseases, and that is why we work hand in hand with patients, patient organizations, scientists, healthcare professionals, research institutions, academia, and other partners to drive innovation. Our collaborative approach allows us to drive innovation and accelerate progress toward life-changing treatments.

Our determination to bring hope to patients inspires us to develop targeted treatments that make a difference to their lives.

Small molecules pipeline

Jyseleca® franchise

On 31 January 2024, we announced the successful completion of the transaction to transfer our Jyseleca® (filgotinib) business to Alfasigma S.p.A. (Alfasigma).

The transaction includes the transfer of the entire Jyseleca® business to Alfasigma, including the European and UK Marketing Authorizations, and the commercial, medical affairs and development activities for Jyseleca®. In connection with the completion of the transaction, approximately 400 Galapagos positions in 14 European countries transferred to Alfasigma to support business continuity and ongoing patient access.

Jyseleca® (filgotinib) in rheumatoid arthritis (RA)

RA is a chronic autoimmune disease that affects more than three million patients in the United States and Europe. RA is characterized by inflammation and degeneration of the joints. Patients suffer from pain, stiffness, and restricted mobility due to a persistent inflammation of multiple joints, ultimately resulting in irreversible damage of the joint cartilage and bone. The current market for RA treatments in the five major European markets (EU5) is approximately €3.3 billion. Despite progress in the treatment of RA, there remains a considerable unmet need as sustained remission remains rare.⁴

⁴ Chen Y, et al. Clin Rheumatol. 2019 Mar;38(3):727-738. doi: 10.1007/s10067-018-4340-7. Epub 2018 Oct 19.

Regulatory progress of Jyseleca® in RA

In 2020, Jyseleca® (filgotinib 200mg and 100mg) obtained regulatory approval in Europe, Great-Britain, and Japan for the treatment of adult patients with moderate to severe active RA.

The European Summary of Product Characteristics for filgotinib, which includes contraindications and special warnings and precautions, is available at www.ema.europa.eu. The Great Britain Summary of Product Characteristics for filgotinib can be found at www.medicines.org.uk/emc and the Northern Ireland Summary of Product Characteristics for filgotinib can be found at www.emcmedicines.com/en-GB/northernireland, respectively. The interview form from the Japanese Ministry of Health, Labour and Welfare is available at www.info.pmda.go.jp.

Also in 2020, Gilead Sciences, Inc (Gilead) received a Complete Response Letter (CRL) from the U.S. Food and Drug Administration (FDA) for the New Drug Application (NDA) for filgotinib. Consequently, Gilead decided not to advance with resubmission for approval of filgotinib as a treatment for RA in the U.S.

In 2022, the Pharmacovigilance Risk Assessment Committee (PRAC) of the European Medicines Agency (EMA) concluded its Article 20 safety review of all JAK inhibitors approved in the EU for the treatment of inflammatory diseases and recommended the harmonization of all labels. PRAC concluded that JAK inhibitors should maintain their indication for the treatment of patients with RA who have responded inadequately to or who cannot tolerate disease modifying anti-rheumatic drugs (DMARDs) therapy, and for patients with UC who have responded inadequately to or who cannot tolerate conventional therapy or biologics. PRAC also recommended all JAK inhibitor product labels be updated to include a precautionary approach for use of JAK inhibitors in patients with identified risk factors only if no suitable treatment alternative is available. (Section 4.4 of the product label – Warning and Precautions). On 11 November 2022, the Committee for Medicinal Products for Human Use (CHMP), the scientific committee of the EMA, adopted PRAC's recommendation and on 10 March 2023, this decision was approved by the European Commission.

Commercialization of Jyseleca® in RA

In 2021, we took full ownership of the manufacturing and commercialization of Jyseleca® in Europe and became the Marketing Authorization Holder (MAH) in 27 countries in Europe.

Gilead is responsible for the commercialization and distribution of Jyseleca® outside of Europe, including in Japan where Jyseleca® is approved in RA and is co-marketed with Eisai.

In Central and Eastern Europe, Portugal, Greece and the Baltic countries, Swedish Orphan Biovitrum AB (Sobi) is responsible for the distribution and commercialization of Jyseleca®.

Jyseleca® reimbursement in RA in Europe

Jyseleca® in RA is currently reimbursed in Western Europe. Sobi secured reimbursement for Jyseleca® in 2023 in Poland, Slovenia, Slovakia, Estonia, Croatia, and Greece for RA.

See further details regarding the revised Gilead collaboration agreement for filgotinib in our [Notes to the consolidated financial statements](#).

Safety and efficacy in the filgotinib RA development program

Filgotinib showed favorable results in terms of onset of action, efficacy, safety, and tolerability from the FINCH Phase 3 and DARWIN Phase 2 clinical programs.

As part of the filgotinib development program, we initiated FINCH 4 in RA. The FINCH 4 study is a multi-center, open-label, long-term extension study to assess the safety and efficacy of filgotinib in patients with RA, which enrolled subjects who completed either the FINCH 1, FINCH 2, or FINCH 3 studies.

We and Gilead published integrated safety data from 7 RA studies in *Annals of the Rheumatic Diseases* (Winthrop *et al.* 2021). Data were integrated from 3 Phase 3 studies (FINCH 1 – 3), 2 Phase 2 studies (DARWIN 1, 2), and 2 long-term extension studies (DARWIN 3, FINCH 4) including up to 5.6 years of filgotinib exposure, and over a median of 1.6 years. In this pooled analysis, filgotinib was well-tolerated, and no new safety concerns were identified. Adverse events of MACE and deep venous thrombosis (DVT)/pulmonary embolism (PE) were rare and occurred in similar numbers among all treatment groups, and with a similar incidence rate across all dose groups. The data underscore the acceptable safety and tolerability profile of filgotinib as monotherapy and in conjunction with methotrexate (MTX)/csDMARDs⁵ in RA.

In 2023, we presented new analyses from randomized controlled trials (RCTs) and real-world evidence (RWE) studies at the European League Against Rheumatism (EULAR) congress. These included long-term efficacy and integrated safety data, post hoc analysis identifying distinct trajectories of treatment responses in patients with RA receiving filgotinib, long-term clinical profile of filgotinib in patients with RA by cardiovascular (CV) risk factors, and the added value of filgotinib on pain relief in patients with RA achieving remission in the Phase 3 FINCH 1, 2 and 3 studies.

Furthermore, we published interim results from 500 patients on baseline characteristics as well as effectiveness and safety outcomes from the FILOSOPHY real-world evidence study.

⁵ Conventional synthetic DMARDs

Jyseleca® (filgotinib) in ulcerative colitis (UC)

UC is an inflammatory bowel disease (IBD) resulting in ulcerations and inflammation of the inner layer of the colon and rectum.

Regulatory progress and commercialization of Jyseleca® in UC

Filgotinib obtained regulatory approval for the treatment of adults with moderate to severe UC in the European Union in 2021, and in Great Britain and Japan in January and March 2022, respectively.

Filgotinib is marketed as Jyseleca® in Europe and Japan for the treatment of adult patients with moderate to severe active UC who have had an inadequate response with, lost response to, or were intolerant to either conventional therapy or a biologic agent. Jyseleca (filgotinib) 100mg and 200mg are registered in the above-mentioned territories.

The European Summary of Product Characteristics for filgotinib, which includes contraindications and special warnings and precautions, is available at www.ema.europa.eu. The Great Britain Summary of Product Characteristics for filgotinib can be found at www.medicines.org.uk/emc and the Northern Ireland Summary of Product Characteristics for filgotinib can be found at www.emcmedicines.com/en-GB/northernireland, respectively. The interview from the Japanese Ministry of Health, Labour and Welfare is available at www.info.pmda.go.jp.

Gilead is responsible for the distribution and commercialization of Jyseleca® outside of Europe, including in Japan where Jyseleca® is approved in UC and is co-marketed with Eisai. In Central and Eastern Europe, Portugal, Greece and the Baltic countries, Swedish Orphan Biovitrum AB (Sobi) is responsible for the distribution and commercialization of Jyseleca®.

Jyseleca® reimbursements in UC

Jyseleca® in UC is currently reimbursed in Western Europe. Sobi secured reimbursement for Jyseleca® in 2023 in Poland, Portugal, Czech Republic, Slovakia, Estonia, and Slovenia in UC.

Safety and efficacy in the filgotinib UC development program

The SELECTION Phase 3 study is a multi-center, randomized, double-blind, placebo-controlled study to assess the safety and efficacy of the preferential JAK1 inhibitor filgotinib in adult patients with moderately to severely active UC. The SELECTION study comprises two induction trials and a maintenance trial. The Induction Study A enrolled biologic-naïve patients, and the Induction Study B enrolled biologic-experienced patients.

The primary objectives of SELECTION were to evaluate the efficacy of filgotinib compared with placebo in establishing clinical remission as determined by the Mayo

endoscopic subscore of 0 or 1, rectal bleeding sub-score of 0, and ≥ 1 -point decrease in stool frequency from baseline to achieve a sub-score of 0 or 1 at Week 10 in the induction studies and Week 58 in the maintenance study. Eligible patients who were enrolled in the SELECTION study were enrolled in the ongoing SELECTION long-term extension trial to evaluate the long-term safety of filgotinib in patients with UC. A majority of patients included in the SELECTION study (n=1348) had a Mayo Clinic Score (MCS) of 9 or higher at baseline, and 43% of biologic experienced patients (n=297/689) had insufficient response to a TNF antagonist and vedoluzimab as well. (Feagan et al., *Lancet* 2021; 397: 2372–84)

In 2023, we presented additional new analyses from the SELECTION program with filgotinib at the annual ECCO congress. These include new analysis from the long-term extension (LTE) study evaluating the safety and efficacy of filgotinib in UC for nearly four years, an analysis of the prolonged benefit of filgotinib in UC, an analysis exploring factors associated with the partial Mayo Clinic Score (pMCS) over time, and an analysis of the effect of filgotinib on anaemia in UC patients. Additionally, we presented pooled data from five Phase 2/3 trials, and two long-term extension trials of filgotinib designed to further understand the safety profile of filgotinib in UC and RA. Data from the SELECTION LTE study showed that filgotinib 200mg maintained symptomatic remission and health-related quality of life (HRQoL) for up to approximately four years. Amongst subjects who completed the study, the reduction in mean pMCS in SELECTION was maintained up to LTE Week 144. In non-responders, mean pMCS decreased from LTE baseline to Week 192. The results also showed that a high proportion of completers (>80% of patients) and non-responders (>70% of patients) achieved remission according to the Inflammatory Bowel Disease Questionnaire. The safety profile of filgotinib 200mg in the SELECTION LTE study was generally consistent with the safety profile observed in previous SELECTION studies, with no new safety signals observed.

Filgotinib in Crohn's disease (CD)

CD is an IBD of unknown cause, which results in chronic inflammation of the gastrointestinal (GI) tract with a relapsing and remitting course.

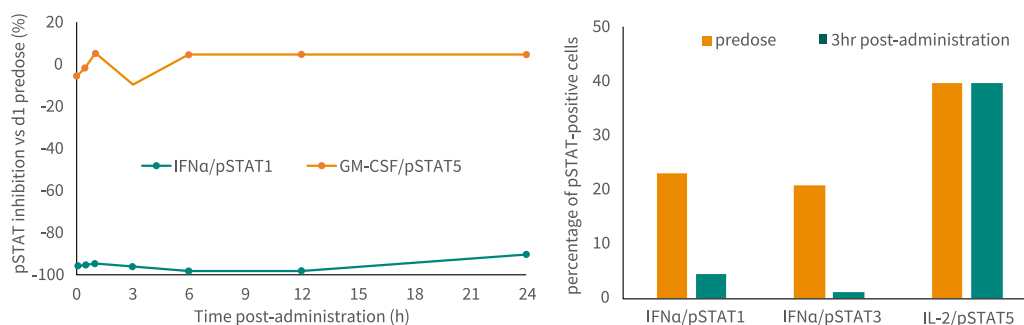
On 8 February 2023, we announced that both induction cohorts of the Phase 3 DIVERSITY study trial of filgotinib in CD failed to meet the co-primary endpoints of clinical remission and endoscopic response for filgotinib, 100mg and 200mg once-daily. Based on these topline data, we decided not to submit a Marketing Authorization Application in Europe for filgotinib in CD.

TYK2 program: GLPG3667

GLPG3667 is an investigational reversible and selective TYK2 kinase domain inhibitor that was discovered by us and evaluated in a Phase 1 healthy volunteer study in 2020. The Phase 1 study was a randomized, double-blind, placebo-controlled dose escalation study evaluating safety, tolerability, pharmacokinetics (PK) and pharmacodynamics (PD) of single and multiple ascending oral doses of GLPG3667 for 13 days.

Blood was drawn at multiple time points on Day 1 and on Day 10 and stimulated *ex vivo* with several cytokines, including IFN α , to analyze the level of inhibition of inflammation, including the effect on phosphorylated signal transducer and activator of transcription (pSTAT) signaling as well as hematological parameters, lipids, and creatine phosphokinase (CPK) (see graphs below).

GLPG3667 is a potent, selective TYK2 inhibitor

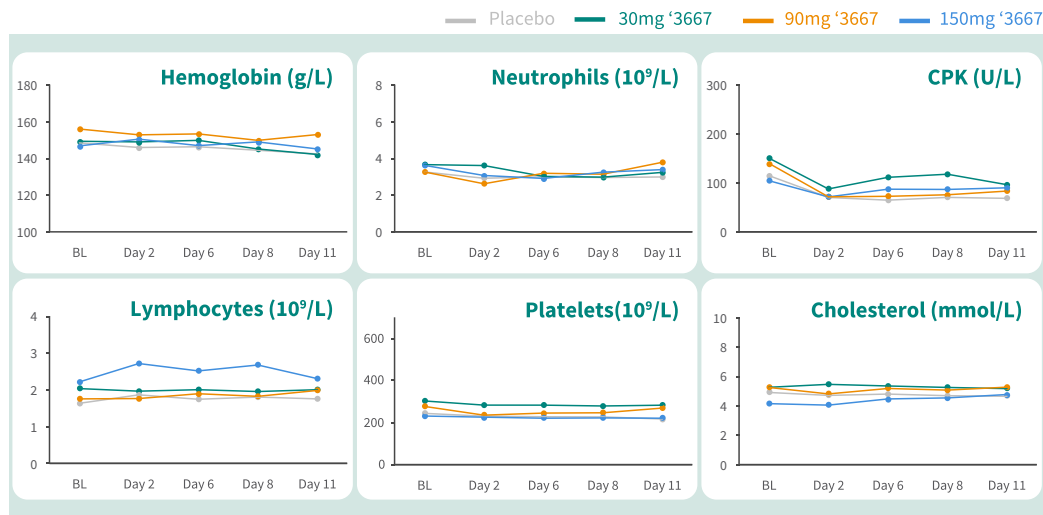


- '3667 high dose (150mg QD) in HV for 14 days (n=6)
- Collected blood (day 10) triggered *ex vivo* with IFN α or GM-CSF

- '3667 high dose (150mg QD) in HV for 4 days (n=14)
- Blood collected at T_{max} (3h post-administration) triggered *ex vivo* with IFN α , IL-2

HV: healthy volunteer. Source: company data

No effect on hematological parameters, lipids and CPK



Mean values. Source: company data. CPK: creatine phosphokinase

Following these results, we initiated a randomized, placebo-controlled, double-blind Phase 1b study in 31 patients with moderate to severe plaque psoriasis. Patients were randomized in a 1:1:1 ratio to a daily oral dose of GLPG3667 (low dose or high dose) or placebo, for a total of 4 weeks.

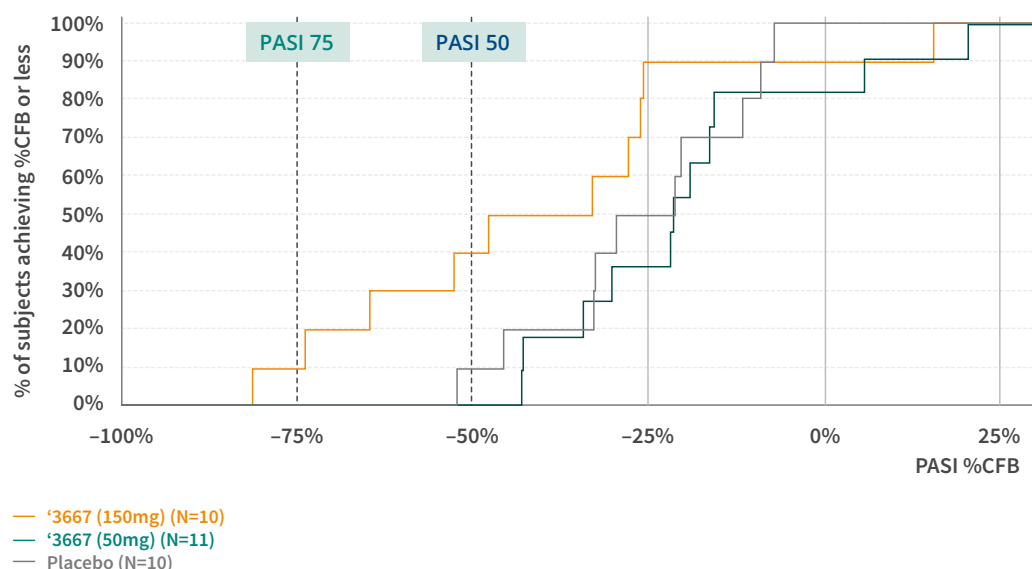
In July 2021, we announced positive topline results demonstrating that GLPG3667 was generally well tolerated with a positive response signal at Week 4 (see graph below):

- At Week 4, 4 out of 10 patients in the high dose group had a Psoriasis Area and Severity Index (PASI)50 response, defined as at least a 50% improvement in PASI from baseline, compared to one out of 10 subjects on placebo. There were no subjects with a PASI 50 response on the low dose of GLPG3667. The 4 responders in the high dose group of GLPG3667 achieved a 52%, 65%, 74% and 81% improvement respectively in their PASI scores from baseline, while the subject randomized to placebo improved by 52%. Positive efficacy signals were also observed with the high dose for other endpoints, including affected Body Surface Area and physician and patient global assessment, versus placebo at Week 4.

GLPG3667: clinical activity in Psoriasis at Week 4

Phase 1b psoriasis study with '3667

Clinical activity at 4 weeks with once daily dosing



CFB, change from baseline. Source: company data
Papp et al, NEJM, 2018

- One subject in the low dose group interrupted participation in the study for one day due to exacerbation of psoriasis. The majority of treatment related adverse events (AEs) were mild in nature and transient. There were no deaths or serious adverse events (SAEs) in this 4-week study.

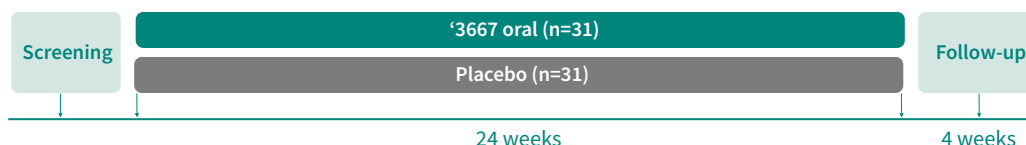
GLPG3667 in dermatomyositis (DM)

DM is the most common form of idiopathic inflammatory myopathies (IIM) and is characterized by inflammatory and degenerative changes of the muscles and skin. Early symptoms of DM include distinct skin manifestations accompanying or preceding muscle weakness. The quality of life (QoL) of patients with DM is impaired due to muscle weakness, pain and skin disease activity⁶.

⁶ Goreshi R, et al. Quality of life in dermatomyositis. *J Am Acad Dermatol.* 2011 Dec;65(6):1107-16.

In April 2023, we announced that the first patient was dosed in GALARISSO, the Phase 2 study with GLPG3667 in DM patients. Topline results of the GALARISSO study are expected in 2025.

GALARISSO Phase 2 study design with GLPG3667 in DM



Adults with active dermatomyositis and reduced muscle strength

- **Primary endpoint:** proportion of subjects with improvement at Week 24 according to ACR/EULAR criteria*
- **Secondary endpoints:** change from baseline in m-CDASI-A, safety/tolerability, PK

GALARISSO is a Phase 2 randomized, double-blind, placebo-controlled, multi-center study to evaluate the efficacy and safety of GLPG3667. A daily oral administration of GLPG3667 150mg or placebo will be investigated in approximately 62 adult patients with DM over 24 weeks. The primary endpoint is the proportion of patients with at least minimal improvement in the signs and symptoms of DM at Week 24 according to the American College of Rheumatology (ACR) and the European League Against Rheumatism (EULAR) criteria⁷.


GLPG3667 in systemic lupus erythematosus (SLE)

SLE is a chronic, inflammatory, autoimmune disease affecting nearly every organ system and thereby one of the most heterogeneous illnesses treated by physicians. The pathogenesis of SLE is characterized by a global loss of self-tolerance with activation of autoreactive T and B cells. This leads to the production of pathogenic autoantibodies that primarily target a variety of nuclear antigens, deposit in tissues and activate complement, resulting in organ damage.

In August 2023, we announced that the first patient was enrolled in GALACELA, the Phase 2 study with GLPG3667 in patients with SLE. Topline results of the GALACELA study are expected in 2026.

⁷ Minimal improvement per ACR/EULAR is defined as a total improvement score (TIS) of ≥ 20 points. The TIS is a score derived from the evaluation of the results from 6 core set measurements of myositis disease activity.

GALACELA Phase 2 study design with GLPG3667 in SLE



Adults with active systemic lupus erythematosus (N=140)

- **Primary endpoint:** proportion of subjects with improvement at Week 32 according to SLE Responder Index (SRI)-4
- **Secondary endpoints:** proportion of subjects achieving BICLA, CLASI-A, LLDAS scores, joint count readouts, safety/tolerability, PK

GALACELA is a Phase 2 randomized, double-blind, placebo-controlled, multi-center study to evaluate the efficacy, safety, tolerability, pharmacokinetics, and pharmacodynamics of GLPG3667 in adults with active SLE. A once-daily oral administration of GLPG3667 or placebo will be investigated in approximately 140 adult patients with SLE for 32 weeks.

The primary endpoint is the proportion of patients who achieve the SLE responder index (SRI)-4 response at Week 32.

The secondary efficacy endpoints are the proportion of patients who achieve the British Isles Lupus Assessment Group (BILAG)-based Composite Lupus Assessment (BICLA) response at Week 32, proportion of patients with $\geq 50\%$ reduction in Cutaneous Lupus Erythematosus Disease Area and Severity Index Activity (CLASI-A) score at Week 16, proportion of patients who achieve Lupus Low Disease Activity State (LLDAS) at Week 32 and change from baseline in the 28-joint count for tender, swollen, and tender and swollen (active) joints at Week 32.

Risk factors

Description of the risks
for investors

Pioneering science to
transform patient outcomes

Detailed description of the risk factors in Form 20-F

As a U.S. listed company, we are also subject to the reporting requirements of the U.S. Securities and Exchange Commission, or SEC. An annual report will be filed with the SEC on Form 20-F. Our annual report on Form 20-F is available in the SEC's EDGAR database (<https://www.sec.gov/edgar.shtml>), and a link thereto is posted on **our website**. For a comprehensive, detailed description of the Risk factors, we refer to Form 20-F.

Risks related to product development and regulatory approval

Operating procedures, monitoring and prioritizing product candidates

We operate adequate standard operating procedures to secure the integrity and protection of our research and development activities and results, and the optimum allocation of our R&D budgets. The progress of the most important research and development programs is continuously monitored by our Executive Committee, they are discussed with the Board of Directors at least once per quarter, and the members of our Board of Directors with expertise in clinical and scientific matters occasionally attend meetings with our scientific staff to discuss and assess such programs.

Nevertheless, we must and have in the past and during the financial year 2023 decided to prioritize the development of certain product candidates; these decisions may prove to have been wrong and may adversely affect our business.

Strongly dependent on the success of clinical product candidates and the discovery portfolio

We are heavily dependent on the success of our product candidates, such as GLPG5101, GLPG5201, GLPG5301 and GLPG3667. As of year-end 2022, we implemented a new innovation R&D model focusing on the therapeutic areas of oncology and immunology. Following the strategic review announced in August 2023, we transferred the commercial, medical affairs and development activities regarding filgotinib to Alfasigma in January 2024.

In addition, we are heavily investing in an early-stage product candidate pipeline, including small molecules and oncology preclinical candidates, and these drug candidates must undergo rigorous preclinical and clinical testing, the results of which are uncertain and could substantially delay or prevent the drug candidates from reaching the market.

New and complex innovative cell therapies

Through the acquisitions of CellPoint and AboundBio, we gained access to an innovative, scalable, decentralized and automated point-of-care CAR-T cell therapy supply model as well as a fully human antibody-based therapeutics platform. We are heavily investing in building our therapeutic area of oncology, whereby cell therapies are novel, complex, and difficult to manufacture and require rigorous preclinical and clinical testing, the results of which are uncertain.

We cannot give any assurance that any product candidate will successfully complete clinical trials or receive regulatory approval, which is necessary before it can be commercialized.

Unpredictable commercial viability of the product candidates

Our business and future success is substantially dependent on our ability to develop successfully, obtain regulatory approval for, and then successfully commercialize our product candidates. We are not permitted to market or promote any of our product candidates before we receive regulatory approval from the FDA, the EMA, the MHRA, the MHLW or any other comparable regulatory authority, and we may never receive such regulatory approval for any of our product candidates. We cannot give any assurances that our clinical trials for our product candidates, including our CD19 CAR-T product candidates, will be completed in a timely manner, or at all. If any of our product candidates are not approved and commercialized in certain jurisdictions, we will not be able to generate any product revenues for that product candidate.

Lengthy, time-consuming regulatory processes

The regulatory approval processes of the FDA, the EMA, the MHRA, the MHLW and other comparable regulatory authorities are lengthy, time-consuming and inherently unpredictable, and if we are ultimately unable to obtain regulatory approval for our product candidates, our business, including its financial condition, will be substantially harmed.

Expensive clinical development process with uncertain outcome

Clinical testing is expensive and can take many years to complete, and its outcome is inherently uncertain. Results of earlier studies and trials as well as data from any interim analysis of ongoing clinical trials may not be predictive of future trial results, and failure can occur at any time during the clinical trial process. If we experience delays in the completion of, or termination of, any clinical trial of our product candidates, the commercial prospects of our product candidates will be harmed, and our ability to generate product revenues from any of these product candidates will be delayed. If any of our product candidates are found to be unsafe or have a lack of efficacy, we will not be able to obtain or maintain regulatory approval for it and our business would be materially harmed.

Patient enrollment influence

The rates at which we complete our scientific studies and clinical trials depend on many factors, including, but not limited to, patient enrollment. Patient enrollment is a significant factor in the timing of clinical trials and is affected by many factors including competing clinical trials, clinicians' and patients' perceptions as to the potential advantages of the drug being studied in relation to other available therapies and the relatively limited number of patients. Any of these occurrences may harm our clinical trials and by extension, our business, financial condition and prospects.

Product candidates may cause undesirable side effects or serious adverse events

Our product candidates may cause undesirable or unacceptable side effects or have other properties that could delay or prevent their regulatory approval, limit the commercial profile of an approved label, or result in significant negative consequences following marketing approval, if any. Undesirable side effects caused by our product candidates could cause us or regulatory authorities to interrupt, delay or halt clinical trials and could result in a more restrictive label or the delay or denial of regulatory approval by the FDA, the EMA, the MHRA, the MHLW or other comparable regulatory authorities. The drug-related side effects could affect patient recruitment or the ability of enrolled patients to complete the trial or result in potential product liability claims. Any of these occurrences may harm our business, financial condition and prospects significantly and may adversely impact the viability of our other product candidates or preclinical programs.

Patients receiving T cell-based immunotherapies may experience serious adverse events, including neurotoxicity and cytokine release syndrome. Serious adverse events or undesirable side effects associated with our CAR-T product candidates may result in delays, clinical holds, or terminations of our preclinical or clinical trials, impact our ability to obtain regulatory or marketing approval, and impact the commercial potential of such product candidates, which would significantly harm our business, financial condition and prospects.

Public perception may be influenced by claims that cell therapy, including cell editing technologies, is unsafe, or unethical, and research activities and adverse events in the field, even if not ultimately attributable to us or our CAR-T product candidates, could result in increased governmental regulation, unfavorable public perception, challenges in recruiting patients to participate in our clinical studies, potential regulatory delays in the testing or approval of our CAR-T product candidates, labeling restrictions for any future approved CAR-T products, and a decrease in demand for any such product. For example, in November 2023, the FDA announced that it would be conducting an investigation into reports of T-cell malignancies following BCMA-directed or CD19-directed autologous CAR-T cell immunotherapies following reports of T-cell lymphoma in patients receiving these therapies. The FDA also stated that patients and clinical trial participants receiving treatment with the currently approved BCMA-directed and CD19-directed genetically modified autologous CAR-T cell immunotherapy products should be monitored life-long for new malignancies. In January 2024, the FDA

determined that new safety information related to T-cell malignancies should be included in the labeling with boxed warning language on these malignancies for all BCMA- and CD-19-directed genetically modified autologous T-cell immunotherapies. Additionally, EMA's PRAC started a signal procedure to review data on secondary malignancies related to T-cells (cancers that begin in a type of white blood cells called T-cells), including T-cell lymphoma and leukemia, for the six approved CAR-T cell medicines. More restrictive government regulations or negative public opinion would have a negative effect on our business or financial condition and may delay or impair the development and commercialization of our CAR-T product candidates or demand for any approved products.

If we are not able to obtain orphan product exclusivity, or maintain such status for future product candidates for which we seek this status, or if our competitors are able to obtain orphan product exclusivity before we do, we may not be able to obtain approval for our competing products for a significant period of time. Even if we are able to obtain orphan designation, we may not be the first to obtain marketing approval for such indication due to the uncertainties associated with developing pharmaceutical products. Orphan drug designation neither shortens the development time or regulatory review time of a drug nor gives the drug any advantage in the regulatory review or approval process.

Extensive ongoing regulatory requirements

If the FDA, EMA, or any other comparable regulatory authority approves any of our product candidates, the manufacturing processes, distribution, adverse event reporting, storage, advertising, and recordkeeping for the product will be subject to extensive and ongoing regulatory requirements. These requirements include submissions of safety and other post-marketing information and reports, registration requirements and continued compliance with current good manufacturing practices, or cGMPs, and good clinical practices, or GCPs, for any clinical trials that we conduct post-approval. For example, the FDA stated in its January 2024 final guidance document titled "Considerations for the Development of Chimeric Antigen Receptor (CAR) T Cell Products" that subjects in clinical trials treated with CAR-T cells containing an integrated transgene should be monitored for 15 years after treatment. Failure to comply with the aforementioned practices may harm our clinical trials or regulatory process and by extension, our business, financial condition and prospects.

Before we can begin to commercially manufacture our product candidates for human therapeutics, the FDA must review for the applicable manufacturing process and facilities as part of its review of our marketing application. This will likely require the manufacturing facilities to pass a pre-approval inspection by the FDA. A manufacturing authorization must also be obtained from the appropriate EU regulatory authorities or other comparable regulatory authorities.

We must establish and maintain a pharmacovigilance system, including a qualified person responsible for oversight, submit safety reports to the regulators and comply with the good pharmacovigilance practice guidelines adopted by the relevant regulatory authorities. Failure to comply with these guidelines may harm our clinical trials or regulatory process and by extension, our business.

Risks related to commercialization

The marketing and sale of filgotinib or future approved products may be unsuccessful or less successful than anticipated. We are dependent on the agreed and ongoing transfer to Alfasigma of the European MA for filgotinib, which is approved for the treatment of RA and UC in Europe and Japan.

Degree of market acceptance

The commercial success of any future products, if approved, will depend upon the degree of market acceptance by physicians, healthcare payers, patients, and the medical community. Market acceptance will depend on a number of factors, many of which are beyond our control, but not limited to (i) the wording of the product label, (ii) changes in the standard of care for the targeted indications for any product and product candidate, (iii) acceptance by physicians, patients and healthcare payers of the product as safe, effective and cost-effective and (iv) sales, marketing and distribution support.

We have limited experience in the sale or marketing of pharmaceutical products. To the extent any of our product candidates for which we maintain commercial rights is approved for marketing, if we are unable to establish marketing and sales capabilities or enter into agreements with third parties to market and sell our products, we may not be able to market and sell any product effectively, or generate product revenues, which in turn would have a material adverse effect on our business, financial condition, and results of operation.

Potential adverse effect of coverage and reimbursement decisions

Coverage and reimbursement decisions by third-party payers may have an adverse effect on pricing and market acceptance of newly approved drugs. Legislative and regulatory activity, including enacted and future legislation, may exert downward pressure on potential pricing and reimbursement for any of our product candidates, if approved, that could materially affect the opportunity to commercialize.

Public perception and increased regulatory scrutiny

Public perception may be influenced by claims that cell therapy, including cell editing technologies, is unsafe, or unethical, and research activities and adverse events in the field, even if not ultimately attributable to us or our CAR-T product candidates, could result in increased governmental regulation, unfavorable public perception, challenges in recruiting patients to participate in our clinical studies, potential regulatory delays in the testing or approval of our CAR-T product candidates, labeling restrictions for any future approved CAR -T products, and a decrease in demand for any such product.

Risks related to our financial position and need for additional capital

Biotechnology market

We are a global biotechnology company with limited sales experience, limited historical profit from product sales and limited historical data on product revenues. Except for the commercial launch of filgotinib, our operations have been limited to developing our technology and undertaking preclinical studies and clinical trials of our product candidates.

Significant operating losses

Since our inception, and with the exception of the years 2019 and 2023, we have incurred significant operating losses. Our losses resulted principally from costs incurred in research and development, preclinical testing, clinical development of our product candidates as well as costs incurred for research programs, (pre-)commercial activities, primarily related to the commercial launch of Jyseleca®, and from general and administrative costs associated with our operations. We expect to continue incurring significant research, development and other expenses related to our ongoing operations, and to continue incurring operating losses for the foreseeable future. Because of the numerous risks and uncertainties associated with pharmaceutical product development, we are unable to predict the timing or amount of expenses and when we will be able to achieve or maintain profitability, if ever.

Additional funding may be required

We may require substantial additional future capital which may not be available to us on acceptable terms, or at all, in order to complete clinical development and, if we are successful, to commercialize any of our current product candidates, if approved. Our ability to raise additional funds will depend on financial, economic and market conditions and other factors, over which we may have no or limited control. In addition, raising additional capital may cause dilution to our existing shareholders, restrict our

operations or require us to relinquish rights to our product candidates or technologies. The incurrence of additional indebtedness could result in increased fixed payment obligations and could also result in certain additional restrictive covenants that could adversely impact our ability to conduct our business.

For further reference on financial risks in particular, see **note 33** of the notes to the consolidated financial statements.

Risks related to our reliance on third parties

Strongly dependent on collaboration agreements with Gilead and certain other third parties

We are heavily dependent upon our collaboration arrangements with Gilead and certain other third parties for the development and commercialization of our products and there can be no assurance that these arrangements will deliver the benefits we expect.

In July 2019, we entered into a 10-year global research and development collaboration with Gilead. In connection with our entry into the option, license and collaboration agreement, we received an upfront payment of \$3.95 billion and a €960 million (\$1.1 billion) equity investment from Gilead. Under the option, license and collaboration agreement, we fund and lead all discovery and development autonomously until the end of the relevant Phase 2 clinical study. After the completion of the Phase 2 clinical study (or, in certain circumstances, the first Phase 3 study), Gilead will have the option to acquire an exclusive commercial license to that program in all countries outside of Europe. If the option is exercised, we and Gilead will co-develop the compound and share costs equally. In addition, we are dependent on Gilead for the commercialization of filgotinib and the further development of filgotinib outside of Europe. Gilead may not devote sufficient resources or give sufficient priority to the programs in respect of which it acquires a commercial license pursuant to the option, license and collaboration agreement. Furthermore, Gilead may not be successful in the commercialization of filgotinib outside of Europe and further development and commercialization of filgotinib or other programs for which it acquires a commercial license, even when they do devote resources and prioritize their efforts for such programs. To the extent that Gilead is commercializing filgotinib in one or more jurisdictions via a third party, such as Eisai for certain Asian markets, we are dependent on their successful accomplishment of commercialization efforts.

In addition, the terms of the collaboration with Gilead and any collaboration or other arrangement that we may establish may not ultimately prove to be favorable to us or may not be perceived as favorable, which may negatively impact the trading price of the ADSs or our ordinary shares. In addition, pursuant to the collaboration with Gilead, we are entitled to certain option payments and tiered royalties, and milestone payments

on certain products. There can be no assurance that such payments will be sufficient to cover the cost of development of the relevant product candidates.

We are subject to a number of additional risks associated with our dependence on our collaborations with third parties, the occurrence of which could cause our collaboration arrangements to fail. In particular, the collaboration we entered into in July 2019 is managed by a set of joint committees comprised of equal numbers of representatives from each of us and Gilead. Conflicts may arise between us and Gilead, such as conflicts concerning the interpretation of clinical data, the achievement of milestones, the interpretation of financial provisions or the ownership of intellectual property developed during the collaboration, and there can be no assurance that the joint committees will be able to resolve any such conflicts. If any such conflicts arise, Gilead could act in a manner adverse to our best interests. Any such disagreement could result in one or more of the following, each of which could delay or prevent the development or commercialization of product candidates subject to the collaboration arrangements, and in turn prevent us from generating sufficient revenues to achieve or maintain profitability:

- reductions or delays in the payment of milestone payments, royalties or other payments we believe are due;
- actions taken by Gilead inside or outside our collaboration which could negatively impact our rights or benefits under our collaboration including termination of the collaboration for convenience; or
- unwillingness on the part of Gilead to keep us informed regarding the progress of its development and commercialization activities or regulatory approval or to permit public disclosure of the results of those activities.

In addition to our collaboration with Gilead, we may also enter into future collaborations which will give rise to similar risks, although our ability to enter into such collaborations may be limited given the scale of our collaboration with Gilead.

If our global research and development collaboration with Gilead or other collaborations on research and development candidates do not result in the successful development and commercialization of products or if Gilead or another one of our collaboration partners terminates its agreement with us, we may not receive any future research funding or milestone or royalty payments under the collaboration. If we do not receive the funding we expect under these agreements, our development of our product candidates could be delayed and we may need additional resources to develop product candidates.

We may not be successful in establishing future development and commercialization collaborations, particularly given the scale of our collaborations with Gilead, and this could adversely affect, and potentially prohibit, our ability to develop our product candidates.

Potential limitation on future development and commercialization collaborations

Developing pharmaceutical products, conducting clinical trials, obtaining regulatory approval, establishing manufacturing capabilities and marketing approved products are expensive. Accordingly, we have sought and may in the future seek to enter into collaborations with companies that have more resources and experience. In the future, however, our ability to do so may be limited given the scale of the 10-year global research and development collaboration that we entered into with Gilead in July 2019. If Gilead declines to exercise its option and we are otherwise unable to obtain a collaboration partner for our product candidates, we may be unable to advance the development of our product candidates through late-stage clinical development and seek approval in any market. In situations where we enter into a development and commercial collaboration arrangement for a product candidate, we may also seek to establish additional collaborations for development and commercialization in territories outside of those addressed by the first collaboration arrangement for such product candidate. If any of our product candidates receives marketing approval, we may enter into sales and marketing arrangements with third parties with respect to otherwise unlicensed or unaddressed territories. Furthermore, there are a limited number of potential collaboration partners, and we expect to face competition in seeking appropriate collaboration partners. If we are unable to enter into any development and commercial collaborations and/or sales and marketing arrangements on acceptable terms, or at all, we may be unable to successfully develop and seek regulatory approval for our product candidates and/or effectively market and sell approved products, if any.

Through the acquisitions of CellPoint and AboundBio, we gained access to an innovative, scalable, decentralized and automated point-of-care cell therapy manufacturing model as well as a fully human antibody-based therapeutics platform and research capabilities for novel, differentiated CAR-T constructs. To address important limitations of current CAR-T treatments, CellPoint has developed, in a strategic collaboration with Lonza, a Swiss manufacturing company for the pharmaceutical, biotechnology and nutrition sectors, a novel decentralized delivery model designed to manufacture non-frozen CAR-T therapies at the point-of-care. The platform consists of CellPoint's end-to-end xCellit® workflow management and monitoring software and Lonza's Cocoon®, a functionally closed, automated manufacturing platform for cell therapies. Clinical studies with this decentralized supply model have been approved by regulatory authorities in Belgium, Spain, and the Netherlands. If, for any reason, the collaboration is terminated or is otherwise materially changed and we are no longer entitled to use such technology platform, we may be unable to secure alternatives to such technology and, our research, development or other efforts may be interrupted or delayed, and our financial condition and results of operation may be materially adversely affected.

Reliant on third party supply of materials

We rely on third party suppliers for which a reliable supply of materials is required in order to avoid delays in the drug discovery and development process and commercial

supplies of any approved product. Most goods and services are provided by several different suppliers, which mitigates the risk of loss of key suppliers.

Expanding the suppliers' network can be time consuming as all source suppliers are subject to rigorous ethical and quality control standards. Our suppliers are required to adhere to contractual terms that include anti-bribery and anti-corruption provisions. Our general terms and conditions of purchase also contain a specific clause on anti-bribery and anti-corruption. They can be found on our [website](#).

No assurance that arrangements will deliver expected results or benefits

We have relied on and plan to continue to rely on contract research organizations, or CROs, to monitor and manage data for our preclinical and clinical programs. We and our CROs also rely on clinical sites and investigators for the performance of our clinical trials in accordance with the applicable protocols and applicable legal, regulatory and scientific standards, including Good Clinical Practices (GCPs). Regulatory authorities enforce these GCPs through periodic inspections of trial sponsors, investigators and clinical sites. If CROs do not successfully carry out their contractual duties or obligations or meet quality standards, regulatory requirements or expectations, such as the applicable GCPs, our clinical trials may be extended, delayed or terminated, the clinical data generated in our clinical trials may be deemed unreliable and regulatory authorities may require us to perform additional clinical trials before approving our marketing applications and we may not be able to obtain regulatory approval for or successfully commercialize our product candidates. We do retain responsibility for all our studies and are required to and have put in place measures to manage, oversee, and control our studies, including the CRO selection process, audits, strong focus on deliverables, timelines, roles & responsibilities, and oversight of conduct of the studies. In addition to GCPs, our clinical trials must be conducted with products produced under current Good Manufacturing Practice (cGMP) regulations.

Reliant on third party clinical data and results

We rely on clinical data and results obtained by third parties that could ultimately prove to be inaccurate or unreliable. If the third-party data and the results that we rely on prove to be inaccurate, unreliable or not applicable to our product candidates, we could make inaccurate assumptions and conclusions about our product candidates and our research and development efforts could be materially adversely affected.

Risks related to our intellectual property

Our ability to compete may decline if we do not adequately protect our proprietary rights.

We endeavor to protect our proprietary technologies and know-how by entering into confidentiality and proprietary information agreements with our employees and partners, and by setting up special procedures (e.g. with respect to the handling of the laboratory books).

The proprietary nature of, and protection for, our product candidates, their methods of use, and our platform technologies are an important part of our strategy to develop and commercialize novel medicines. We have obtained patents relating to certain of our product candidates and are pursuing additional patent protection for them and for our other product candidates and technologies. We also rely on trade secrets to protect aspects of our business that are not amenable to, or that we do not consider appropriate for, patent protection. Additionally, we have registered and unregistered trademarks, including amongst others our company name.

As of March 1, 2024, Intellectual property rights held by Galapagos NV relating to our product candidates include the following:

GLPG5101 product candidate: GLPG5101 is currently being developed in our point-of-care model for the treatment of relapsed/refractory NHL. For this model, we have obtained an exclusive worldwide license from Lonza AG to use the Cocoon® for the commercial manufacture of cell therapy for the treatment of hematological malignancies at the point-of-care.

GLPG5201 product candidate: GLPG5201 is currently being developed in our point-of-care model for the treatment of relapsed/refractory CLL and RT. For this model, we have obtained an exclusive worldwide license from Lonza AG to use the Cocoon® for the commercial manufacture of cell therapy for the treatment of hematological malignancies at the point-of-care. We also have a license and supply agreement on the materials to produce and use our GLPG5201 product candidate.

GLPG5301 product candidate: GLPG5301 is currently being developed in our point-of-care model for the treatment of relapsed/refractory MM. For this model, we have obtained an exclusive worldwide license from Lonza AG to use the Cocoon® for the commercial manufacture of cell therapy for the treatment of hematological malignancies at the point-of-care. We also have an exclusive license and supply agreement on the materials to produce and use our GLPG5301 product candidate.

GLPG3667 product candidate: We have a granted U.S. patent application, and one pending U.S. patent application. We have one patent granted via the European Patent Office (EPO) and one pending patent application at the EPO; as well as further granted patents inter alia in Japan and Australia. In addition, we have counterpart foreign patent

applications that are pending in Canada, China and other foreign countries claiming GLPG3667 compositions of matter and methods of treatment using GLPG3667. Patents, if any, that issue based on this pending patent application are estimated to expire in 2038, not including any potential extensions for the marketed product that may be available via supplementary protection certificates or patent term extensions. We also have one U.S. pending patent application as well as other foreign jurisdictions claiming dosage regimen, and any patent, if granted is estimated to expire in 2042. Finally, we have four pending applications under the Patent Cooperation Treaty (PCT) disclosing solid forms, metabolites, and/or methods for treating inflammatory disorders using GLPG3667; any patents, if granted, based on these patent applications are estimated to expire in 2043.

Third parties may claim for wrongfully used or disclosed proprietary rights

Our commercial success depends on obtaining and maintaining proprietary rights to our product and product candidates, as well as successfully defending these rights against third party challenges. We will only be able to protect our product candidates, and their uses from unauthorized use by third parties to the extent that valid and enforceable patents, or effectively protected trade secrets, cover them. If we fail to maintain to protect or to enforce our intellectual property rights successfully, our competitive position could suffer, which could harm our results of operations.

Time consuming and costly infringement procedures can harm our business

Pharmaceutical patents and patent applications involve highly complex legal and factual questions, which, if determined adversely to us, could negatively impact our patent position. Our success will depend in part on our ability to operate without infringing the intellectual property and proprietary rights of third parties. We cannot guarantee that our business, product, product candidates and methods do not or will not infringe the patents or other intellectual property rights of third parties. There is significant litigation activity in the pharmaceutical industry regarding patent and other intellectual property rights. Such litigation could result in substantial costs and be a distraction to management and other employees.

Possible negative impact of developments in patent law or jurisprudence

The patent positions of biotechnology and pharmaceutical companies can be highly uncertain and involve complex legal and factual questions. The interpretation and breadth of claims allowed in some patents covering pharmaceutical compositions may be uncertain and difficult to determine, and are often affected materially by the facts and circumstances that pertain to the patented compositions and the related patent claims. The standards of the United States Patent and Trademark Office, the European Patent Office, and other foreign counterparts are sometimes uncertain and could change in the future. If we fail to obtain and maintain patent protection and trade secret protection

of our product and product candidates, we could lose our competitive advantage and the competition we face would increase, reducing any potential revenues and adversely affecting our ability to attain or maintain profitability.

Targeted and (cost) efficient intellectual property protection

We will not seek to protect our intellectual property rights in all jurisdictions throughout the world and we may not be able to adequately enforce our intellectual property rights even in the jurisdictions where we seek protection.

Filing, prosecuting and defending patents on our product candidates in all countries and jurisdictions throughout the world would be prohibitively expensive, and our intellectual property rights in some countries could be less extensive than those in the United States and Europe. Consequently, we may not be able to prevent third parties from practicing our inventions in all countries, or from selling or importing products made using our inventions.

Legal uncertainty around new European Unitary Patent Court

The Unitary Patent Court (UPC) was opened in June 2023, being competent in matters of patent litigation. New case law will emerge and require risk evaluating and mitigating regarding certain intellectual property rights.

Risks related to our competitive position

Intensive competitive sector

We face significant competition for our drug discovery and development efforts, and if we do not compete effectively, our commercial opportunities will be reduced or eliminated.

The biotechnology and pharmaceutical industries are intensely competitive and subject to rapid and significant technological change and innovation. Our competitors may now or in the future develop drug products that render our products obsolete or non-competitive by developing more effective drugs or by developing their products more efficiently. In addition, our ability to develop competitive products would be limited if our competitors succeeded in obtaining regulatory approvals for drug candidates more rapidly than we were able to or in obtaining patent protection or other intellectual property rights that limited our drug development efforts.

In the field of dermatomyositis (DM), physical therapy, exercise and medication including corticosteroids, immunosuppressants or recently immunoglobulin treatment are commonly used to treat DM. Treatment of this disease has relied for many years on off-

label medication. Additionally, in 2021 the FDA approved immunoglobulin treatment Octagam®, based on the Phase 3 ProDerm trial of Octapharma.

In the field of SLE, corticosteroids, antimalarials and immunosuppressants are commonly used to control lupus disease activity. Only two products are approved to treat SLE, both as add-on to standard therapy: Belimumab (Benlysta®) (anti-BAFF) from GSK and recently anifrolumab (Saphnelo®) (anti-IFN) from Astra Zeneca. There are currently over 10 products in Phase 3 for SLE, of which the minority are oral – deucravacitinib (Sotyktu™) (TYK2) from BMS, upadacitinib (JAK) from Abbvie and cenerimod (S1P1) from Idorsia/Viatris.

In the field of hematologic malignancies, such as Non-Hodgkin's Lymphoma (NHL), Chronic Lymphocytic Leukemia (CLL) and Multiple Myeloma (MM), there are many approved therapies or therapies in development (including but not limited to chemotherapy, BTKi, antibodies, bispecific antibodies, antibody drug conjugates, CAR-Ts, cytokines, NK and T-cell engagers, etc.) and many different types of cell therapy in development (allogeneic/autologous, T/NK/CAR-NK, TIL, TCR-T, dendritic, etc.). As a consequence, we are operating in a highly competitive, and rapidly evolving environment. New technologies and therapies such as *in vivo* modification of immune cells may further disrupt this market in the mid-to-long-term. Six CAR T treatments have been approved for hematological cancers in the US and Europe: Novartis' Kymriah® (CD19 CAR T), Gilead/Kite's Yescarta® (CD19 CAR T), Tecartus® (CD19 CAR T), J&J's Carvykti® (BCMA CAR T) BMS' Breyanzi® (CD19 CAR T) and Abecma® (BCMA CAR T).

Additionally, these third parties compete with us in recruiting and retaining qualified scientific and management personnel, establishing clinical trial sites and patient registration for clinical trials, as well as in acquiring technologies complementary to, or necessary for, the development of our product candidates. If we, our product candidates or our technology platforms do not compete effectively, it is likely to have a material adverse effect on our business, financial condition and results of operation.

Risks related to our organization, structure and operation

Continuous required successful attracting and retaining qualified personnel

Our future success depends on our ability to retain the members of our Executive Committee, and to attract, retain and motivate qualified personnel to develop our business if we expand into the fields that will require additional skills and expertise, including oncology. If we are not successful in attracting and retaining highly qualified personnel, we may not be able to achieve our objectives and successfully implement our business strategy, which could have a material adverse effect on our business and prospects. Attractive development and training programs, adequate remuneration and incentive schemes, and a safe and healthy work environment mitigate this risk as they,

among others, induce valuable qualified personnel to continue their employment or services with our business.

We expect that if we continue to build our development and medical organizations, including in the field of oncology, we will require significant additional investment in personnel, management and resources. Our ability to achieve our research and development objectives depends on our ability to respond effectively to these demands, expand our internal organization, systems, controls and facilities to accommodate additional anticipated growth, and upon our management developing and implementing strategies for our business to realize these objectives. If we are unable to manage our growth effectively, our business could be harmed and our ability to execute our business strategy could suffer.

Potential product or product candidates manufacture and production issues

We have limited experience in the field of oncology, and continue to build our therapeutic area of oncology. We expect to invest significant financial and management resources to continue to build these capabilities and to establish such therapeutic area within our business. In June 2022, we acquired CellPoint and AboundBio with the aim to enter the space of oncology. Through such acquisitions, we believe we reinforced our portfolio by gaining access to an innovative, scalable, decentralized and automated point-of-care cell therapy manufacturing model as well as fully human antibody-based therapeutics platform. Cell therapies are novel, complex, and difficult to manufacture, and we may not be successful in our efforts to develop and commercialize such therapies, in which case our financial condition and results of operation may be materially adversely affected. The manufacturing processes that we use to produce product and our product candidates for human therapeutics are complex, novel and have not been validated for commercial use. Several factors could cause production interruptions, including (without limitation) equipment malfunctions and facility contamination. Problems with the manufacturing process, even minor deviations from the normal process, could result in product defects or manufacturing failures that can result in lot failure or product liability claims.

We must have a robust quality management system and team in place to ensure (continued) compliance with current good laboratory practices, current good manufacturing practices and current good clinical practices. If we are unable to comply with these practices, this may harm our clinical trials or regulatory process and by extension, our business.

Information technology systems

Our, our third party partners' or vendors', information technology systems and networks could face serious disruptions or suffer security breaches that could adversely affect our business. We rely on both internal information technology (IT) systems and networks, and those of third parties and their vendors, to process and store confidential and sensitive data, including confidential research, business plans, financial information,

intellectual property, patient data, customer data and personal data that may be subject to legal protection. The extensive information security and cybersecurity threats, which affect companies globally, pose a risk to the security and availability of these IT systems and networks, and the confidentiality, integrity, and availability of confidential and sensitive data.

We continuously assess these threats and make investments to increase internal protection, detection, and response capabilities, as well as to increase our third party providers' capabilities and controls to address this risk.

However, because of the frequently changing attack techniques, along with the increased volume and sophistication of the attacks, there is the potential risk for us to be adversely impacted. Although we have invested time and resources in the protection of its information technology and other internal infrastructure systems, we and our vendors, like other companies in the industry, have experienced attacks from time to time, and we and our vendors may experience other such attacks in the future.

The impact of security breaches and significant disruption in the availability of our information technology and networks could result in reputational, competitive, operational or other business harm, financial costs, litigation (including class action claims), regulatory action (for example, investigations, fines, penalties, audits and inspections), as well as interruptions in our collaborations with our partners, and delays in our research, development work, regulatory approval efforts and other work.

Potential non-compliances with evolving privacy and data protection laws and requirements

We have to comply with applicable data privacy laws, including the European General Data Protection Regulation (GDPR), which, among others, imposes strict obligations and restrictions on the collection and use of personal data. In the ordinary course of our business, we collect and store sensitive data. Many third-party vendors that support our business processes also have access to and process personal data. Although we have taken preventative measures and set up procedures regarding data processing, data breaches, loss of data and unauthorized access could still occur. These could result in legal claims or proceedings, liability under laws that protect the privacy of personal information, including the GDPR, and significant regulatory penalties, disrupt our operations and damage our reputation. Any of the foregoing could materially harm our business, prospects, financial condition, and results of operation.

New risks and challenges connected to increasing social media usage

Despite our efforts to monitor social media and comply with applicable rules, there is a risk that the use of social media by us or our employees to communicate about our drug candidates or business may cause us to be found in violation of applicable requirements. In addition, our employees may knowingly or inadvertently make use of social media in ways that may not comply with our social media policy or other legal or contractual

requirements, which may give rise to liability, lead to the loss of trade secrets or other intellectual property, or result in public exposure of sensitive information. Furthermore, negative posts or comments in social media could seriously damage our reputation, brand image, and goodwill.

Strategic acquisitions can result in integrating difficulties, or may not realize the intended advantages

We may undertake strategic acquisitions in the future and any difficulties from integrating such acquisitions could adversely affect our share price, operating results and results of operations. We may acquire companies, businesses and products that complement or augment our existing business. As our programs may require the use of property rights held by third parties, the growth of our business will likely depend in part on our ability to acquire, license-in or use these proprietary rights. We may be unable to acquire or in-license any third-party proprietary rights that we identify necessary for our drug candidates, for whatsoever reason. We may not be able to integrate any acquired business successfully or operate any acquired business profitably. Integrating any newly acquired business could be expensive and time-consuming. Integration efforts often take a significant amount of time, place a significant strain on managerial, operational and financial resources, result in loss of key personnel and could prove to be more difficult or expensive than we predict. As part of our efforts to acquire companies, business or product candidates or to enter into other significant transactions, we conduct business, legal and financial due diligence with the goal of identifying and evaluating material risks involved in the transaction. Despite our efforts, we ultimately may be unsuccessful in ascertaining or evaluating all such risks and, as a result, might not realize the intended advantages of the transaction.

Impact of Sustainability or Environmental Social Governance (ESG) regulations and potential impact or exposure

Our business and operations are subject to numerous human rights, corruption, environmental, sustainability, health & safety laws and regulations. On the basis of our activities and the requirement to use hazardous materials, we could incur significant costs and reputational loss associated with civil and criminal fines and penalties. Although we maintain workers' compensation insurance, this may not provide adequate coverage against potential claims and liabilities.

Additionally, we may incur substantial costs in order to comply with the existing and future Sustainability and ESG regulations or permitting requirements. At the date of this report, we are subject to the EU's Corporate Sustainability Reporting Directive (CSRD). We are required (starting next financial year) to report on a broad range of sustainability KPI's and to formulate long-term ESG targets, policy and strategic plans under a double materiality principle. These current and future laws, regulations and permitting

requirements may impair our business, and failure to comply with them can result in substantial fines, penalties or other sanctions.

Impact of tax legislative changes and exposure to tax liabilities

If we are unable to use tax loss carryforwards to reduce future taxable income or benefit from favorable tax legislation, our business, results of operations and financial condition may be adversely affected. We may incur unexpected tax charges, including penalties, due to the failure of tax planning or due to the challenge by tax authorities on the basis of transfer pricing. Any changes to Belgian and international taxation legislation or the interpretation of such legislation by tax authorities may adversely affect our activities, financial situation and results. Such potential changes and their impact are monitored carefully by our management and advisors.

Being active in research and development in Belgium, France and the Netherlands, we have benefited from certain research and development incentives. If the Belgian, the French or the Dutch governments decide to eliminate, or reduce the scope or the rate of, the research and development incentive benefits, either of which they could decide to do at any time, our results of operations could be adversely affected.

As a company active in research and development in Belgium, we also expect to benefit from the “innovation income deduction” in Belgium. The innovation income deduction regime allows net profits attributable to revenue from among others patented products (or products for which the patent application is pending) to be taxed at a lower effective rate than other revenues. The effective tax rate can thus be reduced down to 3.75%. At 31 December 2023 we had €390.3 million of carry-forward innovation income deduction in Belgium.

Our inability to qualify for the abovementioned advantageous tax regimes, as well as the introduction of the minimum taxable base and any other future adverse changes of Belgian tax legislation, may adversely affect our business, results of operations and financial condition.

We have received several technological innovation grants to date from an agency of the Flemish government to support various research programs and technological innovation in Flanders. If we fail to comply with our contractual obligations under the applicable technological innovation grant agreements, we could be forced to repay all or part of the grants received, which could adversely affect our ability to finance our research and development projects.

(In)accurate budget and performance

We annually establish a detailed budget that is submitted to the Board of Directors for review and approval. Our performance compared to the budget is continuously monitored by our Executive Committee, and is discussed with the Board of Directors at least once per quarter. For the establishment of our financial information, we have

processes and methods in place that enable the preparation of non-consolidated and consolidated financial statements for our annual and quarterly reporting. Our management reporting systems – which include an advanced integrated Enterprise Resource Planning (ERP system) – secure the generation of consistent financial and operational information, allowing management to follow-up our performance on a daily basis.

Natural disasters and geopolitical events and their disruptive effects

The occurrence of unforeseen or catastrophic events, including extreme weather events and other acts of god or natural disasters, man-made disasters, electricity or telecommunication interruption, geopolitical and other economic and political events or conditions (such as the armed conflict between Russia and Ukraine or the conflict between Israel and Gaza), or the emergence of epidemics or diseases, depending on their scale, may cause different degrees of damage to the national and local economies, and could cause a disruption in our operations and have a material adverse effect on our financial condition and results of operations. Man-made disasters, epidemics or diseases, and other events connected with the regions in which we operate could have similar effects. Further, continuing uncertainty around these and related issues could lead to adverse effects on the economy of the United States and other economies, which could impact our ability to develop and commercialize our products and raise capital going forward.

Market risks relating to the Galapagos shares

We have identified the following major market risks:

- **Possible volatility of share price**
The market price of the shares might be affected by a variety of factors outside management's control, such as, without limitation, the global economic situation, the business development of competitors, and sector mergers and acquisitions; it is difficult to mitigate these risk.
- **Economic risk due to failure in confidence**
General public confidence about future economic conditions or performance of us, our business, or our suppliers or customers may impact the ability or willingness of others to trade with us.
- **Dilution through capital increases**
Raising additional capital may cause dilution to our existing shareholders. By raising additional capital through capital increases with cancellation of the preferential subscription rights of our existing shareholders, these shareholders would be diluted.

- **Dilution through exercise of subscription right plans**

The exercise of existing subscription rights can significantly increase the number of outstanding Galapagos shares.
- **Inability to distribute dividends**

We have a limited operating history, and future profitability cannot be guaranteed. Galapagos NV has significant losses carried-forward, and will thus not be able to distribute dividends in the near future. This can cause people to refrain from investing in Galapagos' shares.
- **Reputational damage**

High ethical standards are maintained throughout the entire organization at all levels. Laws and guidelines are complied with. Our suppliers are required to adhere to contractual terms which include anti-bribery and anti-corruption provisions. In addition, our external consultants are required to comply with our Code of Conduct and our Anti-Bribery and Anti-Corruption Policy.
- **Belgian law provisions**

There are several provisions of Belgian company law and certain other provisions of Belgian law, such as, without limitation, the obligation to disclose important shareholdings and merger control, that may apply to us, and which may make an unfriendly tender offer, merger, change in management or other change in control, more difficult. These provisions could discourage potential takeover attempts that third parties may consider, and thus deprive the shareholders of the opportunity to sell their shares at a premium (which is typically offered in the framework of a takeover bid).

General statement about Galapagos' risks

According to our current assessment and knowledge, we consider the major risks to be manageable, and our going concern not to be endangered at the time of the current report. Assuming no further deterioration of the global business, financial, and regulatory environment, we consider ourselves prepared to meet future challenges.

Sustainability report

Our commitment to society:
Forward, Sustainably

Pioneering science to
transform patient outcomes

Our Sustainability Commitment – *Forward, Sustainably*

Since our founding more than two decades ago, we have worked to discover, develop, and commercialize life-changing medicines to add years of life and improve quality of life for people around the world. Our focus on, and commitment to, patients will always remain at the center of everything we do.

We strongly believe that our patient focus is supported by our commitment to the health of our planet and the wellbeing of our employees. In line with this, we are extending our commitment to patients by evolving the way we pursue breakthroughs in science and the development of innovative medicines by adopting new strategies and performance metrics to improve the health of our environment, the wellbeing and engagement of our employees, and the ethical and transparent management of our operations.

Our approach to Sustainability is encapsulated in the principle “*Forward, Sustainably*,” our strategy designed to bring the values of ethical, responsible innovation into everything we do, from how we develop patient therapies to how we collaborate with our colleagues, partners and other stakeholders. We know that acting as a responsible and sustainable business is key to our success as we continue to focus on the needs of patients.

Our Ambition

Informed by the results of our materiality assessment, in 2023, we worked on identifying KPIs and defining targets to reach our 2028 call for action, as depicted in the graph below.

Our commitment to our call for action by 2028 remains unchanged, and we are reviewing the underlying targets and action plans to reflect the impact of the Jyseleca® transfer transaction that was completed at the end of January 2024.

The updated targets will provide the basis for our sustainability reporting as of 2024.

Our call for action by 2028



Add more **years** of life and **quality** of life for patients



Develop transformational therapies **for patients, with patients** and the healthcare community



Provide patient **access** globally



Be a **diverse, equitable and inclusive, and trusted** organization



Be **climate neutral**

Our Sustainability Governance

In 2022, supported by the members of our Executive Committee, we established a Sustainability Steering Committee, composed of cross-functional representatives and leaders from within our organization. The Sustainability Steering Committee ensures that environmental, social, and governance considerations are fully integrated into our decision-making processes, including those related to our business strategy, key investments, and performance. The Committee consists of members of senior management and subject matter experts covering key areas of our operations, including Compliance, Patient Advocacy, Legal, Finance, Environment, Health & Safety (EHS), Procurement, Human Resources, Site Operations, Investor Relations, and Communications.

The Executive Committee oversees the Sustainability Steering Committee and approves both the measures and operational structure related to Sustainability. In addition, our Board of Directors, supported by the Audit Committee, oversees the Sustainability oversight structure as well as the strategy for public disclosure with respect to ESG (Environmental, Social and Governance) matters.

Our Double Materiality Assessment

Driven by our purpose to transform patient outcomes through life-changing science and innovation, we understand that our business actions impact both society and our financial performance.

To determine our key goals and priorities, we conducted an impact materiality assessment in 2022, which enabled us to identify the topics most relevant to our internal and external stakeholders. The analysis provided insights into our potential impact on society and the world, allowing us to better monitor emerging business challenges and opportunities.

To enhance the value of the 2022 materiality assessment, we updated the methodology we applied for the 2018 assessment and significantly increased the number of stakeholders involved. Externally, we engaged with representatives from patient organizations, patient experts, healthcare providers, supply chain partners, our collaboration partners, and investors. Internally, in addition to the members of our Executive Management and our Sustainability Steering Committee, all employees were given the opportunity to provide input on the materiality of certain topics through a company-wide survey.

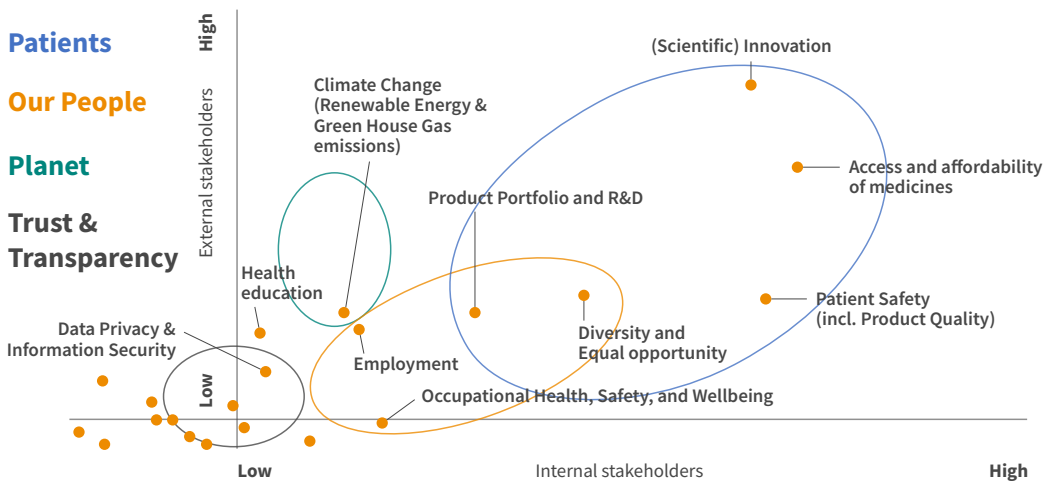
Internal and external stakeholders were invited to review a list of 35 potential material topics and to identify the five topics they found most relevant, five topics they found

less important for Galapagos and our core mission, and the opportunity to share any additional material topics that were not part of the initial list.

The results corroborate the results from previous years, with the top three pillars clustered around *People*, *Planet*, and *Trust & Transparency*. The 2022 assessment identified a new pillar dedicated to *Patients*.

The materiality map below shows our stakeholder’s material topic priorities:

Materiality analysis



Double materiality

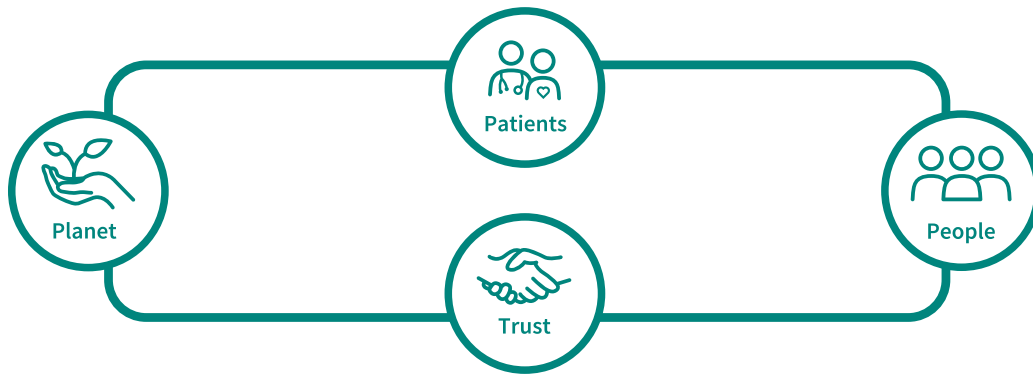
In 2023, in order to meet the requirement introduced by the Corporate Sustainability Reporting Directive (CSRD), we completed a first iteration of the double materiality assessment by adding, next to the impact materiality assessment, a financial materiality assessment. The results of this iteration confirmed our initial assessment, and stated pillars: Patients, our People, Trust and Transparency, and Planet. In 2024, we aim to update the double materiality assessment to reflect the impact of the transfer of the Jyseleca® business to Alfasigma.

Our Pillars

At Galapagos, our commitment to society is intrinsically linked to our mission to accelerate transformational innovation for patients through the relentless pursuit of groundbreaking science, our entrepreneurial spirit, and a collaborative mindset.

Our ambition is to bring transformational medicines to patients across the globe for more years of life and quality of life, through active engagement with patients and the healthcare community. This commitment is reflected in our pioneering research, product development, and pursuit for patient access to our innovative medicines.

Pillars of Sustainability



<p><u>Patients</u></p> <p>We are engaged:</p> <p>Our commitment to developing pivotal-stage medicines that create more years of life and quality of life For Patients, With Patients and the healthcare community around the world</p>	<p><u>People</u></p> <p>We are purpose driven:</p> <p>Our commitment is to create a Purposeful Workplace for our People to deliver breakthrough innovation for patients</p>	<p><u>Trust</u></p> <p>We are transparent:</p> <p>Our commitment to Trust & Transparency</p>	<p><u>Planet</u></p> <p>We are conscientious:</p> <p>Our Commitment to the Health of Our Planet</p>
--	---	--	---

Patients



Our Commitment to Patients

We are engaged. Our commitment to developing transformational medicines that create more years of life and quality of life *For Patients, With Patients* and the healthcare community around the world

We value continuous improvement in our approach to research, development, and healthcare access, with an unwavering focus on outcomes that deliver the greatest value to patients. We embrace change and support disruptive innovation, strive to build a culture of responsible innovation throughout a medicine's entire lifecycle and are committed to ensuring the safe and appropriate use of our medicines, if approved, as may be prescribed by physicians and used by patients in medical practice.

We focus our development efforts on areas where we have deep expertise and map out the shortest path to market with the objective of reducing the time it takes to bring new medicines to patients.

At every stage of the patient journey, we aim to collaborate closely with patient organizations, beginning in the clinical study design. Through these efforts, we aim to maintain a clear line of communication with patients, having a significant positive impact on their experiences with our studies.

In 2021 we co-developed our **Patient Partnership Charter** with the patient community to formalize our commitment to patient engagement. Using the Charter as a guideline, we defined our roadmap to integrate patient engagement systematically throughout the medicine lifecycle.

We believe our research and development efforts can help advance science beyond the patients we serve. Our plain-language summaries of our data make them easy to understand, and our commitment to Open Access publishing enables us to communicate clearly and effectively with all our stakeholders.

Furthermore, since 2020, we have been an active member of the **Open Pharma** initiative, a first-of-its-kind collaborative, multi-sponsor, non-profit project. We believe that publications are the route to credible, compliant pharma communications. Open Pharma's long-term goal is to secure the same terms for authors who publish company-funded research as those for authors who publish research funded through other means. As such, all research findings are freely available to read and reuse, from the date of publication.

Actions 2023

We have

- Invested in building up early relationships with patient organizations in relevant therapeutic areas;
- Co-created the following internal and external, patient focused resources with the Galapagos Patient Engagement Council (PEC) :
 - A standardized list of questions on patient-relevant endpoints;
 - The patients & caregivers page on our corporate website;
 - A dedicated Galapagos job aid focused on assisting colleagues who work with patients;
 - Template letters for patient organizations and sites to communicate time-sensitive information;
- Systematically embedded the patient and the clinical site expectations into our late phase immunology studies;
- Rolled out an internal guidance document on how to share study treatments systematically with participants;
- Written and tested lay summaries of clinical trials' results with patients for all studies started after June 2022;
- Maintained strong engagement with relevant patient organizations at key congresses;
- Involved patient representatives in the steering committees of all our Phase 4 real world evidence studies;
- Supported the initiatives led by patient organizations during relevant disease awareness days;
- Held trainings for in-field personnel with patients;
- Organized the very first **Galapagos Patient Partnership Day** on 15 November 2023;
- Incorporated the health literacy principles in our key documents for clinical trial participants;
- Published plain language summaries in Galapagos driven scientific manuscripts disclosing data from clinical-stage trials;
- Enabled continued access to Jyseleca® for patients across Europe following the transfer of Jyseleca® and the related commercial activities to Alfasigma; and
- Begun our efforts to increase patient access through the decentralized CAR-T manufacturing network.

Our People



Our Commitment to our People

We are purpose driven. Our commitment is to create a *Purposeful Workplace for our People* to deliver breakthrough innovation for patients

2023 was a year of significant change and continued transformation for Galapagos, and we are well aware of the impact this has on our employees and the challenges that it poses to our organization.

First, to continue building our company around two core therapeutic areas, oncology and immunology, we completed the integration of the CellPoint and AboundBio teams into Galapagos with a robust onboarding program. In late June, we also completed the transfer of the drug discovery and research activities, including our research colleagues in Romainville, France, to NovAliX.

Next, after carefully evaluating the strategic options to maintain a sustainable commercial business model for Jyseleca[®], our Jyseleca[®] dedicated teams, and the patients who benefit from the medicine, we signed a letter of intent with Alfasigma S.p.A. to transfer the entire Jyseleca[®] business to Alfasigma, including the European and UK Marketing Authorizations, as well as the commercial, medical affairs and development activities for Jyseleca[®] and approximately 400 Galapagos positions in 14 European countries. The transaction was completed at the end of January 2024.

Finally, to further streamline our remaining operations and implement a lean organization focused on R&D growth areas, we announced and implemented a restructuring affecting 100 positions across our European sites. At the same time, we continue to strengthen critical strategic capabilities to achieve our ambitions in oncology.

To ensure we were hearing our employee's thoughts during this time of change, we conducted a company-wide survey to better understand the impact of these changes on our company's values and culture. More than half of our employees participated in

the survey and we are committed to taking the feedback to further evolve our corporate culture and values in 2024.

We are pleased to share the efforts we have taken to foster an inspiring and engaging workplace for our people. We strive to nurture a purpose-driven culture that values diversity, equality, transparency, trust, empowerment, and leadership. We continue to build an inclusive and entrepreneurial work environment, where people can be themselves, realize their full potential and grow in their career, feel recognized for their contributions, and perform to the best of their abilities, individually and together as one team.

HIGHLIGHTS 2023

Diversity, equality, and inclusion

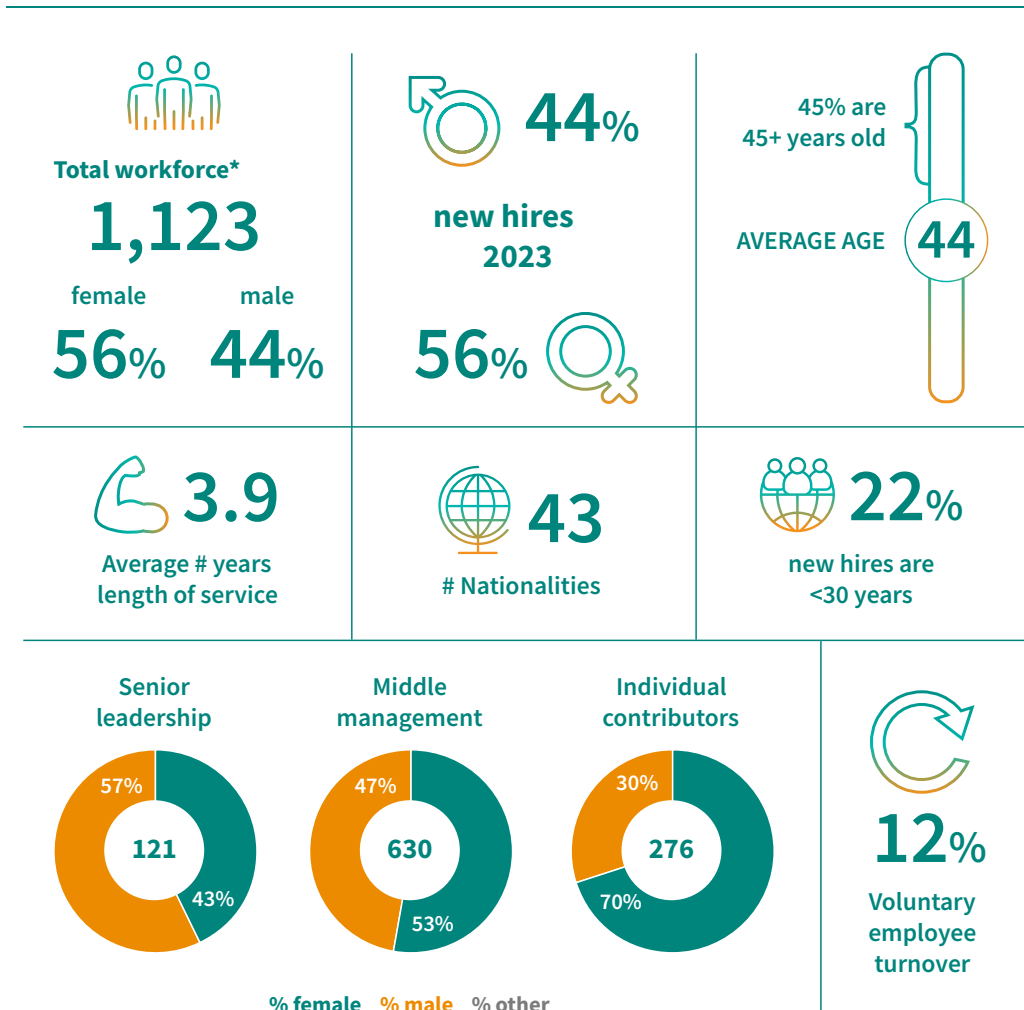
As part of our Sustainability strategy, we kicked off a program to create more awareness for **diversity, equality and inclusion** within Galapagos.

We are proud to share that, for the fourth year in a row, we are included in the 2023 Bloomberg Gender-Equality Index. This list encompasses 484 companies headquartered in 45 countries and regions. It is an objective measure that tracks gender equality across five pillars: leadership & talent pipeline, inclusive culture, anti-sexual harassment policies, external brand, and equal pay & gender pay parity.

As part of our effort to foster equal pay and gender pay parity, we perform equity checks during our promotion and end-of-year review processes across genders to mitigate potential bias. In 2023, among other initiatives to promote the culture of inclusion across our organization, we held a plenary panel talk with Pips Bunce, inspirational advocate for Diversity, Equality and Inclusion. The widely attended session generated a fruitful discussion and exploration of how a more diverse and inclusive organization can lead to a greater success.

Galapagos

SUSTAINABILITY REPORT



*Total workforce number includes in-sourced consultants

Talent attraction

We continue to strive for a balanced, diverse talent mix across all levels of the organization and are focused on continuing to attract and develop a diverse workforce. As part of this effort, our vacancies are screened by verified language models to ensure ‘neutral language’, and all job posting include an explicit encouragement for all genders, ages, and nationalities to apply. Our talent acquisition strategy includes active outreach to diverse talent groups and is supported by our internship programs that help us to attract and grow young professionals. In 2023, we hired 193 new employees, bringing our total workforce count to 1,123 people.

Talent retention

We also know that it is equally important to engage, develop and retain top talent, which is why we have heavily invested in re-engaging our Discovery teams at the start of 2023. We also rolled out a new initiative of “**Team Boosters,**” which are offsite team

development sessions for complete teams and their leader, with the objective to boost engagement and belonging, guiding all leadership and functional teams within the Discovery organization on a targeted development journey.

Talent cycle is our annual cycle of specific conversations between managers and their direct reports on topics like objectives, feedback, development; this fosters an open dialogue between managers and employees. We hold regular “**Hay! (How Are You) conversations**” between managers and their team members to support ongoing feedback and discuss topics such as goal alignment, engagement, feedback, career, performance, and development. In addition to facilitating these individual conversations, we broadened the “Talent Talks” to the departmental level to focus on identifying personal development opportunities for employees.

We believe that by proactively offering **learning opportunities** to all employees, we invest in employees’ career growth at Galapagos. In 2023, Galapagos employees and leaders attended more than 4,500 Galapagos learning and development events (and this number excludes Compliance training, conferences and on-the-job learning). Additionally, almost 50 managers spent in total over 2,500 hours on **individual coaching** conducted by an external consultant.

Compensation

Another critical element to retain employees is our competitive **compensation offering**, which is designed to recognize and reward employee performance in alignment with the company’s strategy and culture. We believe that performance bonuses and stock-based incentive opportunities help drive sustainable performance and stronger commitment to Galapagos, while appropriately rewarding employees for their contributions to our success.

The **benefits** we offer vary from country to country, based on local standards and statutory requirements. In 2023, we enhanced our employee offerings at both the international and country level with the following changes:

- Expanded information about total rewards, including benefits offerings, available to employees on our intranet portal;
- Provided stock-based awards for our colleagues to foster ownership culture;
- Conducted extensive benchmarking to assess the competitiveness of our local benefits offerings;
- Improved various local benefits offerings ranging from additional time off and cash allowances to improved meal vouchers and new wellbeing programs; and
- Strengthened our commuter and transportation programs offerings to further incentivize environmentally sound transportation choices.

Wellbeing

We prioritize the health of our workforce as it is essential for both individual success and overall organizational prosperity. Our cross-functional initiative known as “**Make It Happiness**” brings together employee ambassadors who continuously design and improve our global wellbeing program. This project is centered around three key pillars:

Physical, Mental, and Social wellbeing. The program aims to enhance team unity, as employees are encouraged to participate in activities such as sharing healthy meals, Company Culture strengthening, volunteering for social causes, and listening to inspirational speakers. The “Make It Happiness” team also offers all employees access to the Headspace App, with our employees using over 74,000 minutes of content and meditation programs in 2023.

Engagement

Beginning in 2024, we are starting to monitor our culture, values, and employee engagement in a new annual company-wide Employee Survey. Following localized team-specific wellbeing surveys in the past, we are now prepared to rollout a global assessment, which will quantify the Galapagos employee experience and provide valuable insights into several dimensions of our culture such as engagement, intent to stay, and leadership effectiveness. The results of this survey, expected to launch in the first half of 2024, will serve as a baseline benchmark and starting point for constructive and ongoing dialogue with our teams.

Health and Safety

In line with our Environmental, Health and Safety (EHS) policy, we are dedicated to providing safe and healthy working conditions to all our employees. In 2023, we had no fatalities related to work-related injuries or work-related ill health, nor did we have any high consequence work-related injuries.

The table below provides an overview of safety incidents for Galapagos employees, consultants working on site, temporary workers and students in 2023:

Absolute number of fatalities as a result of a work-related injury	0
Absolute number of high-consequence work-related injuries	0
Absolute number of recordable work-related injuries	1
Rate of fatalities as a result of a work-related injury	0
Rate of high-consequence work-related injuries	0
Rate of recordable work-related injuries (per 200,000 hours worked)	0.10
Absolute number of fatalities as a result of work-related ill health	0

Planet



Our Commitment to the Planet

We are conscientious. Our Commitment to the *Health of Our Planet*

The planet health and the health and wellbeing of (our) people are interconnected.

As climate change was specifically identified as a material topic to Galapagos, we set a clear aspiration to support our environmental ambitions and become climate neutral by 2028. We defined a 5-year roadmap to achieve this goal, applying a sound and realistic mix of carbon reduction and carbon compensation projects. In addition, we are embracing the circular economy by reducing waste and reusing or recycling materials where and when we can.

As the reduction of green-house gas emissions is a crucial success factor in our approach, our reduction roadmap entails three pathways.

- Systematically replace any fossil fuels by renewable energy sources used in our buildings and car fleet;
- Improve energy efficiency of our operations; and
- Drive behavioral change by raising environmental awareness among our employees.

Our Environmental, Health and Safety oversight group has developed and maintains an EHS management system based on the international ISO 14001⁹ and ISO 45001¹⁰ standards to ensure that our approach is planned, consistent, transparent, compliant and measurable.

Actions 2023

To detail our path towards being climate neutral, we took the following actions in 2023:

⁹ International Standard Organization 14001: Environmental management systems (EMS)

¹⁰ International Standard Organization 45001: Occupational health and safety (OH&S) management

- We quantified the carbon footprint of Galapagos' value chain (including Scope 1¹¹, 2¹² and 3¹³ CO₂e emissions), in accordance with the Green House Gas Protocol (see Appendix table)
- We defined and quantified energy mix and energy consumption related to our Scope 1 and Scope 2 CO₂e emissions (see Appendix table). Energy generated from renewable sources currently covers 25% of our total energy needs.
- Progressed on our three pathways to reducing greenhouse gas emissions as defined in multi-year reduction roadmap :
 - Systematically replacing any fossil fuels by renewable energy sources:
 - in 2023 we launched a new mobility strategy aimed at accelerating the electrification of our car fleet and offering alternative transportation modes. In Belgium, home of our biggest company car fleet, we piloted this effort through the implementation of a new requirement that all new fleet vehicles must be fully electric as of 1 May 2024.
 - Improving energy efficiency of our operations.
 - we defined our expectations for BREEAM¹⁴ and WELL¹⁵ performance levels, for future consideration in selection criteria for new Galapagos facilities, an effort to improve our energy efficiency performance.
 - in 2023, 23% of the heated surface used by Galapagos was BREEAM or WELL certified.
 - Driving behavioral change and raising environmental awareness among our staff:
 - we continued the work of the Green Teams in our research sites. These teams of volunteers identify opportunities to reduce Galapagos' footprint in our day-to-day operations.
 - we celebrated the United Nations' World Environment Day on June 5th, by organizing site-specific activities such as a bikers' lunch, bike repair and waste recycling workshops.
We also organized a global webinar featuring Bertrand Piccard, who shared his experience as a psychiatrist, green pioneer, and founder of the Solar Impulse Foundation.
- We completed a Life Cycle Assessment for Jyseleca®, defining the environmental footprint of one year of treatment.
- As indicated by our ambitious goal of being climate neutral by 2028, we are committed to doing our part to support a healthy planet and will continue to monitor our performance to ensure we remain on track on our five-year roadmap.

¹¹ Direct GHG (Gases that contribute to the greenhouse effect by absorbing infrared radiation) emissions resulting from sources that are owned or controlled by an organization.

¹² Energy indirect GHG emissions that result from the generation of purchased or acquired electricity, heating, cooling, and steam consumed by an organization.

¹³ Other indirect GHG emissions not included in Scope 2 GHG emissions, that occur outside of the organization, including both upstream and downstream emissions.

¹⁴ BREEAM - Building Research Establishment Environmental Assessment Methodology is a sustainability assessment for master planning projects, infrastructure, and buildings. It recognizes and reflects the value in higher performing assets across the built environment lifecycle, from new construction to in-use and refurbishment.

¹⁵ The WELL Building Standard takes a holistic approach to health in the built environment addressing behavior, operations, and design, and is a performance-based system for measuring, certifying, and monitoring features of the built environment that impact human health and well-being, through air, water, nourishment, light, fitness, comfort and mind.

Trust & transparency



Our Commitment to Trust & Transparency

We are transparent. Our commitment to *Trust & Transparency*

Doing business ethically is about being a responsible corporate citizen. The standards we apply and decisions that we make every day are thoughtful and work to ensure that we act in the best interest of patients, people, and the planet. We build trust with our stakeholders by setting measurable goals, communicating them clearly, and being open and transparent about the progress we are making to deliver on them – both when we are doing well and when we need to make improvements.

We prioritize ethical management of our supply chain, vendors, and partners. Just as we seek partners and suppliers who share our commitment to the planet, we also ensure that they share our commitment to quality and ethical business practices. We refined our third-party onboarding through an enhanced risk assessment framework and due diligence on quality, IT security, data protection and privacy, compliance and ethics, and environment. Additionally, we continuously evaluate our supply chain to ensure continuity and optimization of costs, and we provide a consistent framework for partners and employees that outlines clear and comprehensive guidance for ethical and transparent behavior expectations across our company.

To ascertain that our products meet the highest quality standards, we work with qualified and certified (GMP-licensed) distributors that ensure that all processes related to receipt, storage, handling and final distribution to customers comply with the regulations. We regularly audit our GxP manufacturers and distributors.

We work to protect our people, patients, our planet, and our business by taking every reasonable measure to ensure that we all operate in accordance with the applicable regulations and standards and maintain compliance with all applicable laws.

We nurture a speak-up culture that encourages every one of our employees to share ideas, while also supporting our managers and leaders to embody a “Listen Up” culture. We implemented a “Speak Up” web-based reporting system to enable employees and

third parties to raise any concerns regarding activities related to Galapagos. The reporting mechanism meets the requirements of the EU Whistleblowing directive and enables anonymous reporting when allowable. Individuals who wish to report a concern can choose from the local language that works best for them and can submit their report anonymously. We believe that this helps our employees and third parties to feel heard and also protected, while alerting Galapagos about any potential issues and enabling early corrective action as needed. All matters are fully reviewed and investigated as needed in accordance with our internal procedure which is managed by our Global Head of Compliance & Ethics. This framework is overseen by a Speak Up, Listen Up Committee, members of which are heads of Legal, HR, Internal Control and Compliance & Ethics, and, in the event of serious or material matters, escalated to the Chair of the Audit Committee.

We also nurture a culture of integrity, with the aim that our employees, partners and suppliers value and take accountability for upholding our standards.

We operate in an environment where the safety of patients is paramount. Until the transfer of the Marketing Authorisation for Jyseleca® to Alfasigma, we are responsible for the marketing of one medicine, Jyseleca®, in Europe. We implemented a pharmacovigilance system designed to monitor the safety of Jyseleca® and to detect any change to the benefit/risk profile.

Animal welfare

From a scientific perspective, it is not yet possible to examine all the complex interactions that a potential treatment triggers in a living organism without animal testing. Additionally, the regulatory and legal framework for drug development requires new medicines to be evaluated in animals to ensure the quality, safety, and efficacy of these product candidates. We continue to implement the 3Rs (Replacement, Reduction, and Refinement) principles as set out in our Animal Welfare Policy. Animal welfare is reinforced through several key actions at the vendor level, including a surveillance process of incidents and their remediation and a communication plan on preemptive and reactive measures taken in animal studies.

Monitoring compliance of our vendors with Galapagos standards and animal welfare guidelines is part of the Animal Welfare Community mission. Although Galapagos uses vendors with state-of-the-art approaches, incidents might still happen occasionally. In such instances, we actively support investigation of the root cause, propose effective remediation solutions and diligently follow-up on any corrective actions. 100% of our vendors adhere to our Animal Welfare Policy.

In 2023, we identified 3 incidents with regard to animal welfare, in our own organization and also in one single vendor facility. We investigated the identified incidents and took appropriate measures to remediate them. All incidents were adequately handled.

On-site visits will be conducted to verify the effectiveness of the implemented actions in 2024. Monitoring of the ongoing remediation actions is planned.

Actions 2023

- We launched our *Speak up, Listen Up* program in 2022, continued the roll out in 2023, and we aim to make this integral to our routine new employee onboarding in 2024. As encouraged by our Speak Up, Listen Up program, we received a number of reports for potential non-compliance. One breach of our Code of Conduct was escalated to the Audit Committee in 2023. Appropriate measures were taken to address this breach.
- We launched an **anti-harassment and anti-discrimination policy** in 2023, and further communication and training on this topic is planned for 2024
- 94% of our employees completed our **Code of Conduct** training
- Since late 2022, the Third-Party Risk Assessment (TPRA) process for the onboarding of new vendors is mandatory, and going forward, we aim to use the TPRA as a KPI to measure compliance and ethics in our supply chain
- We executed an external screening of our 100 preferred suppliers. We are currently checking different risks factors, including ESG indicators; and
- The animal welfare remediation plan for addressing the identified gaps was completed in 2023. We implemented more than 14 major 3R initiatives, and 100% of our trusted suppliers adhere to our Animal Welfare Policy, reinforcing our expectations when working with third parties. The communication and crisis management plan were released, and the Animal Welfare webpage was created for increasing employee's awareness. Multiple and regular communication on the 3Rs principles, as well as a participation in a major international initiative, were associated with a decrease in the number of animals used in 2023. Close follow-up on animal welfare incidents, with issue management as a full part of the study oversight, supported fast resolution of the incidents. All KPIs were met at the end of the year, indicating that our ethical values were understood, internally and externally.

Reporting

Reporting framework

We are preparing detailed reporting on our material aspects according to the Corporate Sustainability Reporting Directive (CSRD) by setting up a dedicated reporting team, evaluating policies and procedures, and defining scope, targets, metrics and action plans as needed. Additionally, we are evaluating reporting systems to ensure a robust data collection process. We expect to report in line with EU Sustainability Reporting Standards (ESRS) for the 2024 fiscal year.

The current sustainability report provides the non-financial information required by articles 3:6 § 4 and 3:32 § 2 of the Belgian Companies Code. For a discussion on risks, please see the section on **Risk factors** in the Annual Report.

To standardize our 2023 data collection, we use the United Nations Sustainable Development Goals (SDGs), also known as the Global Goals, as our reference framework to link our material aspects to areas of engagement. The SDGs were adopted by all United Nations Member States in 2015 as a universal call to action to end poverty, protect the planet, and strive to ensure that all people enjoy peace and prosperity by 2030.

Advancing UN SDGs

In 2023, we signed up for the Ten Principles of the United Nations Global Compact in the areas of Human Rights, Labour, Environment, and Anti-Corruption. In the annual Communication on Progress, which can be found on Galapagos' participation profile on the UN Global Compact website, we disclose our continuous efforts to integrate the Ten Principles into our business strategy, culture, and daily operations, and contribute to United Nations goals, particularly the Sustainable Development Goals (SDG).

We identified two core SDG goals where we believe we can make a difference, as well as six enabling SDG goals. Together they will help us to execute on our commitment to our four Sustainability pillars.

The table below links our material aspects and engagement areas to select components of the SDG framework:

CORE SDG



Good health and well-being

More years of life and quality of life, by transforming patient outcomes through accelerating life changing science and innovation, are at the core of what we do.



Partnerships for the goals

We embrace internal and external partnerships to work towards our mission to bringing much needed innovation to patients.

ENABLING SDG




Quality education

We invest in our employees and foster an inclusive, open and supportive work environment across our locations in Europe and the U.S.



Gender equality

We cultivate a corporate culture where we strive for gender equality.



Decent work and economic growth

We are a global biotechnology company with operations in Europe and the US.



Industry, innovation and infrastructure

Our mission is to accelerate transformational innovation through the relentless pursuit of groundbreaking science, our entrepreneurial spirit, and a collaborative mindset.



Reduced inequalities

We aim to develop a balanced workforce across a number of criteria, including gender, nationality, ethnicity, experience and disability.



Climate action

We value our planet and take initiatives to safeguard the environment and incorporate greener practices across our organization.

Reporting on EU Taxonomy

EU Taxonomy 2023 statement

The European Commission's action plan on financing sustainable growth led to the creation of an EU classification system for sustainable activities, also known as the EU taxonomy. As a listed company with more than 500 employees, Galapagos is in scope of the EU Taxonomy Regulation¹⁶. As indicated in the Delegated Regulation of (EU) 2021/2178, non-financial undertakings shall disclose the proportion of Taxonomy-eligible and alignment of economic activities in their total turnover, capital expenditure ("CapEx"), operational expenditure ("OpEx") and the qualitative information starting from reporting year 2022, including comparative figures for eligibility related to climate change mitigation and adaptation. Starting in reporting year 2023, the proportion of Taxonomy eligibility shall be disclosed for all remaining objectives.

The EU Taxonomy introduces a classification system for environmentally sustainable activities, and an activity is deemed environmentally sustainable if it meets all of the following overarching criteria:

- substantially contributing to at least one of the six environmental objectives of the EU Taxonomy Regulation: (i) climate change mitigation; (ii) climate change adaptation; (iii) sustainable use and protection of water and marine resources; (iv) transition to a circular economy, (v) pollution prevention and control; and (vi) protection and restoration of biodiversity and ecosystems;
- not significantly harming any of these environmental objectives;
- complying with minimum safeguards; and
- complying with certain scientifically based technical screening criteria ('TSCs') established by the EU Commission.

The EU published a catalog of economic activities that can be considered as Taxonomy-eligible activities; the determination of eligibility happens on the basis of the description of activities. An eligible activity becomes Taxonomy-aligned when it meets all of the aforementioned overarching criteria, which includes that such activity should substantially contribute to at least one of the six environmental objectives.

Following a thorough analysis of the EU Taxonomy legal framework¹⁷, which was initiated by reviewing the company's NACE codes in light of the EU Taxonomy identified activities, we do not consider our core business activities of discovering, developing and commercializing innovative medicines to be in scope of the Climate Delegated Act. Additionally, the newly added EU Taxonomy activities were screened (such as manufacturing of medicinal products), but not considered as within our control as Jyseleca[®] is manufactured by a third party.

¹⁶ Commission Delegated Regulation (EU) 2023/2485 of 27 June 2023 amending Delegated Regulation (EU) 2021/2139 establishing additional technical screening criteria for determining the conditions under which certain economic activities qualify as contributing substantially to climate change mitigation or climate change adaptation and for determining whether those activities cause no significant harm to any of the other environmental objectives.

¹⁷ Commission Delegated Regulation (EU) 2023/2486 of 27 June 2023 supplementing Regulation (EU) 2020/852 of the European Parliament and of the Council by establishing the technical screening criteria for determining the conditions under which an economic activity qualifies as contributing substantially to the sustainable use and protection of water and marine resources, to the transition to a circular economy, to pollution prevention and control, or to the protection and restoration of biodiversity and ecosystems and for determining whether that economic activity causes no significant harm to any of the other environmental objectives and amending Commission Delegated Regulation (EU) 2021/2178 as regards specific public disclosures for those economic activities.

Within the context of our ambition to become **climate neutral by 2028**, we screened the related activities and identified the following activities included in the EU Taxonomy:

- Acquisition and ownership of buildings
- Consultancy for physical climate risk management and adaptation
- Installation and operation of electric heat pumps
- Transport by motorbike, passenger cars and light commercial vehicles

For the determination of turnover, CapEx and OpEx during this analysis, we use the reported data in the 2023 consolidated financial statements included in this report:

- Turnover covers all continuing activities of Galapagos as of 31 December 2023 and the denominator can be reconciled with the 2023 IFRS total net revenues of €239.7 million as disclosed in **note 7**, being the revenues collaboration activities.
- CapEx consists of additions to tangible and intangible assets during the financial year 2023 considered before depreciation, amortization and any re-measurements recognized by Galapagos pursuant to IAS 38. The denominator (total CapEx) can be reconciled with the sum of the lines “Additions” disclosed in **notes 14** and **15** (total €20.8 million) of the consolidated financial statements. The majority of CapEx is associated with software and databases, and property, plant and equipment (covering fully-owned and leased).
- OpEx, according to the EU Taxonomy, is determined by the direct non-capitalized costs of research and development, building renovation measures, short-term leases, maintenance and repair and any other direct expenditures relating to the day-to-day servicing of assets of property, plant and equipment by the undertaking or third-party outsources that are necessary to ensure the continued and effective functioning of such assets. These costs are for the majority associated with our R&D expenditure, as disclosed in **note 8** (total €375.3 million).

Based on available data and the assessment of requirements, we report 0% Taxonomy eligible Turnover, and therefore 0% Taxonomy aligned. As a result of our climate neutral ambition by 2028 and the related investments we report 13.59% Taxonomy eligible CapEx, with 2.77% Taxonomy aligned, and 0.06% Taxonomy eligible and aligned OpEx (as presented in the tables in Appendix).

Please refer to the Appendix to this Annual Report for the disclosure on KPIs of non-financial undertakings as required by Annexes II of the Climate Delegated Act.

The limited “eligibility” under the EU Taxonomy refers to the fact that our core activities currently remain outside of the scope of the economic activities for which TSCs have been developed under the Delegated Regulations.

We note that the required disclosures under the EU Taxonomy Regulation will keep evolving and that we will continue to consider its impact as well as future reporting obligations.

Appendix

Energy Consumption and Mix

		2022 (base year)	2023
Fuel consumption from coal and coal products	MWh	0	0
Fuel consumption from crude oil and petroleum products(*)	MWh	10,756	10,362
Fuel consumption from natural gas	MWh	3,444	2,948
Fuel consumption from other fossil sources	MWh	0	0
Consumption of purchased or acquired electricity, heat, steam, and cooling from fossil sources	MWh	1,260	694
Total fossil energy consumption	MWh	15,460	14,004
Share of fossil sources in total energy consumption	%	82	75
Consumption from nuclear products	MWh	0	0
Share of consumption from nuclear sources in total energy consumption	%	0	0
Fuel consumption from renewable sources, including biomass (also comprising industrial and municipal waste of biologic origin, biogas, renewable hydrogen, etc.)	MWh	0	0
Consumption of purchased or acquired electricity, heat, steam, and cooling from renewable sources	MWh	3,352	4,683
The consumption of self-generated non-fuel renewable energy	MWh	0	0
Total renewable energy consumption	MWh	3,352	4,683
Share of renewable sources in total energy consumption	%	18	25
Total energy consumption	MWh	18,812	18,687

(*) Includes the energy consumed in Galapagos' buildings, by stationary diesel consumption (used by back-up generators and by Galapagos' car fleet). The latter is based on estimated distance travelled and estimated fuel consumption.

Greenhouse Gas Emissions

		2022 (base year)	2023
Scope 1 GHG Emissions			
Gross Scope 1 GHG emissions	TCO ₂ e	3,180	2,922
Percentage of Scope 1 GHG emissions from regulated ETS	%	0	0
Scope 2 GHG Emissions			
Gross location-based Scope 2 GHG emissions	TCO ₂ e	849	1,132
Gross market-based Scope 2 GHG emissions	TCO ₂ e	217	173
Significant Scope 3 GHG Emissions			
Total Gross indirect (Scope 3) GHG emissions	TCO ₂ e	54,609	36,537
Purchased goods and services(**)	TCO ₂ e	42,586	28,257
Capital Goods(**)	TCO ₂ e	8,456	4,534
Fuel and energy-related activities(*)	TCO ₂ e	790	791
Upstream leased assets(*)	TCO ₂ e	6	6
Waste generated in operations(**)	TCO ₂ e	50	36
Processing of sold products	TCO ₂ e	N/A	N/A
Use of sold products	TCO ₂ e	N/A	N/A
End-of-life treatment of sold products(**)	TCO ₂ e	11	18
Downstream leased assets	TCO ₂ e	N/A	N/A
Franchises	TCO ₂ e	N/A	N/A
Upstream transportation and distribution(*)	TCO ₂ e	95	109
Downstream transportation and distribution(*)	TCO ₂ e	5	11
Business travels(*)	TCO ₂ e	1,058	1,480
Employee commuting(**)	TCO ₂ e	1,552	1,295
Financial investments	TCO ₂ e	N/A	N/A
Total GHG emissions			
Total GHG emissions (location-based)	TCO ₂ e	58,638	40,591
Total GHG emissions (market-based)	TCO ₂ e	58,006	39,632

(*) actual data

(**) estimated

EU Taxonomy

Proportion of turnover from products or services associated with Taxonomy-aligned economic activities – disclosure covering year 2023

Economic activities (1)	Code (2)	Turnover (3)	Substantial contribution criteria							DNSH criteria ('Does Not Significantly Harm')					Proportion of Taxonomy-aligned (A.1.) or -eligible (A.2.) turnover, Category year enabling transitional activity (18)	Category enabling activity (19)	Category transitional activity (20)	
			2023: Proportion of Turnover (4)	Climate Change Mitigation (5)	Climate Change Adaptation (6)	Water (7)	Pollution (8)	Circular Economy (9)	Biodiversity (10)	Climate Change Mitigation (11)	Climate Change Adaptation (12)	Water (13)	Pollution (14)	Circular Economy (15)				Biodiversity (16)
		€, in thousands	%	Y; N; N/EL	Y; N; N/EL	Y; N; N/EL	Y; N; N/EL	Y; N; N/EL	Y; N; N/EL	Y/N	Y/N	Y/N	Y/N	Y/N	Y/N	%	E	T
A. TAXONOMY-ELIGIBLE ACTIVITIES																		
A.1. Environmentally sustainable activities (Taxonomy-aligned)																		
Turnover of environmentally sustainable activities (Taxonomy-aligned) (A.1)		0	0%													0%		
Of which enabling		0	0%													0%		
Of which transitional		0	0%													0%		
A.2. Taxonomy-eligible but not environmentally sustainable activities (not Taxonomy-aligned activities)																		
Turnover of Taxonomy-eligible but not environmentally sustainable activities (not Taxonomy-aligned activities) (A.2)		0	0%													0%		
A. Turnover of Taxonomy-eligible activities (A.1+A.2)		0	0%													0%		
B. TAXONOMY-NON-ELIGIBLE ACTIVITIES																		
Turnover of Taxonomy-non-eligible activities		239,724	100%													100%		
TOTAL		239,724	100 %													100%		

Y: yes; N: no; N/EL: (non-)eligible

(*) The 2022 comparatives have been restated to reflect the impact of classifying the Jyseleca® business as discontinued operations in 2023.

Galápagos

SUSTAINABILITY REPORT

	Proportion of Turnover/Total Turnover	
	Taxonomy aligned per objective	Taxonomy- eligible per objective
Climate Change Mitigation (5)		
Climate Change Adaptation (6)		
Water (7)		
Pollution (8)		
Circular Economy (9)		
Biodiversity (10)		

Proportion of CapEx from products or services associated with Taxonomy-aligned economic activities – disclosure covering year 2023

Economic activities (1)	Code (2)	CapEx (3)	2023: Proportion of CapEx (4)	Substantial contribution criteria							DNSH criteria ('Does Not Significantly Harm')						Proportion of Taxonomy-aligned (A.1.) or eligible (A.2.) CapEx, enabling transitional activity year 2022 (18)	Category (19)	Category (20)
				Climate Change Mitigation (5)	Climate Change Adaptation (6)	Water (7)	Pollution (8)	Circular Economy(9)	Biodiversity(10)	Climate Change Mitigation (11)	Climate Change Adaptation (12)	Water (13)	Pollution (14)	Circular Economy (15)	Biodiversity (16)	Minimum Safeguards (17)			
		€ in thousands	%	Y; N; N/EL	Y; N; N/EL	Y; N; N/EL	Y; N; N/EL	Y; N; N/EL	Y; N; N/EL	Y/N	Y/N	Y/N	Y/N	Y/N	Y/N	Y/N	%	E	T
A. TAXONOMY-ELIGIBLE ACTIVITIES																			
A.1. Environmentally sustainable activities (Taxonomy-aligned)																			
Transport by motorbikes, passenger cars and light commercial vehicles	6.5	577	2.77%	Y						Y	Y	Y	Y	Y	Y	Y	%		T
CapEx of environmentally sustainable activities (Taxonomy-aligned) (A.1)		577	2.77%	2.77%						Y	Y	Y	Y	Y	Y	Y	0.59%		
Of which enabling		0	0%	0%														E	
Of which transitional		577	100%	100%						Y	Y	Y	Y	Y	Y	Y			T
A.2. Taxonomy-eligible but not environmentally sustainable activities (not Taxonomy-aligned activities)																			
Acquisition and ownership of buildings	7.7	1,100	5.28%	Y													7.18%		
Transport by motorbikes, passenger cars and light commercial vehicles	6.5	1,155	5.54%	Y													1.57%		
CapEx of Taxonomy-eligible but not environmentally sustainable activities (not Taxonomy-aligned activities) (A.2)		2,255	10.82%	10.82%													8.75%		
A. CapEx of Taxonomy-eligible activities (A.1+A.2)		2,832	13.59%	13.59%													9.34%		
B. TAXONOMY-NON-ELIGIBLE ACTIVITIES																			
CapEx of Taxonomy-non-eligible activities		18,008	86.41%														90.66%		
Total (A + B)		20,840	100%														100%		

Y: yes; N: no; N/EL: (non-)eligible

Galápagos

SUSTAINABILITY REPORT

	Proportion of CapEx/Total CapEx	
	Taxonomy aligned per objective	Taxonomy-eligible per objective
Climate Change Mitigation (5)	2.77%	13.59%
Climate Change Adaptation (6)		
Water (7)		
Pollution (8)		
Circular Economy (9)		
Biodiversity (10)		

Proportion of OpEx from products or services associated with Taxonomy-aligned economic activities – disclosure covering year 2023

Economic activities (1)	Code (2)	OpEx (3)	2023: Proportion of OpEx (4)	Substantial contribution criteria						DNSH criteria ('Does Not Significantly Harm')						Proportion of Taxonomy-aligned (A.1.) or -eligible (A.2.) Minimum Safeguards (17)	OpEx, Category year enabling transitional activity (18)	Category transitional activity (19)	Category activity (20)
				Climate Change Mitigation (5)	Climate Change Adaptation (6)	Water (7)	Pollution (8)	Circular Economy (9)	Biodiversity (10)	Climate Change Mitigation (11)	Climate Change Adaptation (12)	Water (13)	Pollution (14)	Circular Economy (15)	Biodiversity (16)				
		€, in thousands	%	Y; N; N/EL	Y; N; N/EL	Y; N; N/EL	Y; N; N/EL	Y; N; N/EL	Y; N; N/EL	Y/N	Y/N	Y/N	Y/N	Y/N	Y/N	Y/N	%	E	T
A. TAXONOMY-ELIGIBLE ACTIVITIES																			
A.1. Environmentally sustainable activities (Taxonomy-aligned)																			
Installation and operation of electric heat pumps	4.16	134	0.036%	Y						Y	Y	Y	Y	Y	Y	Y	0	E	
Consultancy for physical climate risk management and adaptation	8.2	74	0.020%		Y					Y	Y	Y	Y	Y	Y	Y	0.005%	E	
OpEx of environmentally sustainable activities (Taxonomy-aligned) (A.1)		208	0.06%	0.036%	0.020%					Y	Y	Y	Y	Y	Y	Y	0.005%		
Of which enabling		208	100%	64%	36%					Y	Y	Y	Y	Y	Y	Y	0.005%	E	
Of which transitional										Y	Y	Y	Y	Y	Y	Y			T
A.2. Taxonomy-eligible but not environmentally sustainable activities (not Taxonomy-aligned activities)																			
OpEx of Taxonomy-eligible but not environmentally sustainable activities (not Taxonomy-aligned activities) (A.2)		0	0.00%														0.00%		
A. OpEx of Taxonomy eligible activities (A.1+A.2)		208	0.06%														0.005%		
B. TAXONOMY-NON-ELIGIBLE ACTIVITIES																			
OpEx of Taxonomy-non-eligible activities		375,022	99.94%														99.995%		
TOTAL		375,230	100%														100%		

Y: yes; N: no; N/EL: (non-)eligible

(*) The 2022 comparatives have been restated to reflect the impact of classifying the Jyseleca® business as discontinued operations in 2023.

Galápagos

SUSTAINABILITY REPORT

	Proportion of OpEx/Total OpEx	
	Taxonomy aligned per objective	Taxonomy-eligible per objective
Climate Change Mitigation (5)	0.036%	
Climate Change Adaptation (6)	0.020%	
Water (7)		
Pollution (8)		
Circular Economy (9)		
Biodiversity (10)		

Nuclear and fossil gas related activities

Row	Nuclear energy related activities	
1.	The undertaking carries out, funds or has exposures to research, development, demonstration and deployment of innovative electricity generation facilities that produce energy from nuclear processes with minimal waste from the fuel cycle.	NO
2.	The undertaking carries out, funds or has exposures to construction and safe operation of new nuclear installations to produce electricity or process heat, including for the purposes of district heating or industrial processes such as hydrogen production, as well as their safety upgrades, using best available technologies.	NO
3.	The undertaking carries out, funds or has exposures to safe operation of existing nuclear installations that produce electricity or process heat, including for the purposes of district heating or industrial processes such as hydrogen production from nuclear energy, as well as their safety upgrades.	NO
Fossil gas related activities		
4.	The undertaking carries out, funds or has exposures to construction or operation of electricity generation facilities that produce electricity using fossil gaseous fuels.	NO
5.	The undertaking carries out, funds or has exposures to construction, refurbishment, and operation of combined heat/cool and power generation facilities using fossil gaseous fuels.	NO
6.	The undertaking carries out, funds or has exposures to construction, refurbishment and operation of heat generation facilities that produce heat/cool using fossil gaseous fuels.	NO

Corporate governance

Our governance in 2023

Pioneering science to
transform patient outcomes

Galapagos' corporate governance policies

As a listed company with its registered office in Mechelen (Belgium), Galapagos NV (hereinafter “Galapagos NV” or the “Company”) is required to apply the Belgian Code of Companies and Associations (the “Belgian Companies Code”) and the 2020 Belgian Corporate Governance Code (the “2020 Code”), both of which entered into force on 1 January 2020 and as amended from time to time.

For the reporting year beginning on 1 January 2023, the 2020 Code was our reference code. On 21 March 2023, as a consequence of the establishment of the Management Committee, i.e., an informal committee providing advice and assistance to the Executive Committee, the Board of Directors approved an amendment to the Company's Corporate Governance Charter. On 19 September 2023, the Board of Directors approved another amendment that refers to the establishment of the Science and Development Committee as a specialized Board Committee to provide advice on certain matters to the Board of Directors, and that provides that non-executive Directors may only be natural persons. On 11 December 2023, the Board of Directors approved a further amendment to describe the responsibilities of the Audit Committee and management for overseeing and managing cybersecurity risks. Galapagos NV's Corporate Governance Charter is available on our website (www.glp.com). This Corporate Governance Charter applies in addition to the applicable laws and regulations (including, without limitation, the Belgian Companies Code and the 2020 Code) and Galapagos NV's Articles of Association. The Company's Corporate Governance Charter describes the main aspects of corporate governance at Galapagos NV, including its governance structure, the terms and functioning of the Board of Directors (including its Board Committees), the Executive Committee and the rules of conduct.

For the reporting year beginning on 1 January 2023, the Board of Directors strove to comply with the rules and recommendations of the 2020 Code. At the same time, the Board of Directors is of the opinion that certain deviations from the rules and recommendations of the 2020 Code were justified, in view of our activities, our size, and the specific circumstances in which we operate. In such cases, which are mentioned in this corporate governance statement, we apply the “comply or explain” principle as set forth in the 2020 Code. Reference is made to the [About the Board of Directors](#) and [Nomination Committee](#) sections below.

Our governance structure

The 2020 Code requires companies to make an explicit choice for one of the governance structures provided for in the Belgian Companies Code.

Since 26 April 2022, Galapagos NV has adopted a one-tier governance structure as provided by the Belgian Companies Code, with the Board of Directors as the ultimate decision-making body, who has delegated certain powers to manage the Company to the Executive Committee.

One-tier governance structure



The role of the Board of Directors is to pursue a sustainable value creation by the Company, by setting the Company's strategy, putting in place effective, responsible and ethical leadership and monitoring the Company's performance. The Board of Directors is the ultimate decision-making body, with the overall responsibility for the management and control of the Company and is authorized to carry out all actions that are necessary or useful for the realization of the Company's object with the exception of those reserved to the Shareholders' Meeting by applicable law. The Board also supervises the Executive Committee. The Board acts as a collegiate body.

The Board of Directors has delegated certain powers to manage the Company to the Executive Committee, led by the Chief Executive Officer (the “CEO”). The Executive Committee is responsible and accountable to the Board of Directors for the discharge of its responsibilities. Furthermore, the Board of Directors has delegated the day-to-day management of the Company to one Executive Committee member, i.e., our CEO.

In order to efficiently fulfill its tasks and in view of the size and activities of the Company, the Board of Directors has established an Audit Committee, a Remuneration Committee, a Nomination Committee, and a Scientific and Development Committee. These Board Committees serve in an advisory capacity to the Board of Directors on the matters delegated to them respectively as set forth in the applicable laws and the Company’s Corporate Governance Charter.

In addition to the information set out below, we refer to the **Risk management** and **Risk factors** sections of this report for a description of the most important characteristics of our internal control and risk management systems. These Risk management and Risk factors sections are deemed fully incorporated by simple reference into this corporate governance statement.

Board of Directors of Galapagos NV

Composition of the Board of Directors

Per 31 December 2023, our Board of Directors consists of the following members:

Paul Stoffels*

joined Galapagos as Chief Executive Officer in April 2022, and is an executive member and the Chairman of our Board of Directors since 26 April 2022. He also is member of the Executive Committee at Galapagos. Prior to that, he was Vice Chairman of the Executive Committee and Chief Scientific Officer of Johnson & Johnson where he set the company's wide innovation agenda and led its pharmaceutical R&D-pipeline, as well as other external initiatives. Before that, he was worldwide Chairman of Pharmaceuticals of Johnson & Johnson which, under his leadership, significantly rejuvenated its product pipeline and adopted a transformational R&D-operating model, which resulted in the launch of 25 innovative medicines across the globe. Dr. Stoffels joined Johnson & Johnson in 2002, following the acquisition of Virco and Tibotec, where he was Chief Executive Officer and Chairman respectively, and where he led the development of several breakthrough products for the treatment of HIV. Dr. Stoffels also is a member of the Supervisory Board of Philips Healthcare in the Netherlands.

*Stoffels IMC BV, permanently represented by Dr. Paul Stoffels





Peter Guenter

is a non-executive independent member of our Board of Directors since 30 April 2019. Mr. Guenter is a member of the Executive Board of Merck and Chief Executive Officer of Merck Healthcare since January 2021. Before joining Merck, he served as Chief Executive Officer at Almirall from 2017 to 2020. Prior to joining Almirall, he worked at Sanofi for 22 years, most recently as Executive Vice President Diabetes and Cardiovascular Global Business Unit. During his tenure at Sanofi, he

held many senior positions including Vice President Eastern Europe and Northern Europe, Vice President Business Management and Support, General Manager Germany, Senior Vice President Europe, Executive Vice President Global Commercial Operations, and Executive Vice President General Medicine and Emerging Markets. He was a member of Sanofi's Executive Committee from 2013 until August 2017. Before joining Sanofi, he held different positions in sales and marketing at Smith Kline and Ciba Geigy. Mr. Guenter also is a member of the Board of the European Federation of Pharmaceutical Industries and Associations (EFPIA). He holds a Master's Degree in Physical Education from the Faculty of Medicine and Health Sciences, University of Ghent.

Daniel O'Day

is a non-executive member of our Board of Directors since 22 October 2019*. Mr. O'Day is the Chairman of the Board of Directors and Chief Executive Officer of Gilead Sciences, which employs more than 17,000 people worldwide. Prior to joining Gilead in 2019, Mr. O'Day served as the Chief Executive Officer of Roche Pharmaceuticals. His career at Roche spanned more than three decades, during which he held several executive positions in the company's pharmaceutical and

diagnostics divisions in North America, Europe and Asia. He served as a member of Roche's Corporate Executive Committee, as well as on a number of public and private Boards, including Genentech, Flatiron Health and Foundation Medicine. Mr. O'Day also serves on the Board of Directors for the Pharmaceutical Research and Manufacturers of America Organization and Georgetown University. Mr. O'Day holds a Bachelor's Degree in Biology from Georgetown University and a MBA from Columbia University in New York.

*On 26 March 2024, Mr. O'Day resigned as member of Galapagos' Board of Directors. He was replaced by Gilead's CFO, Mr. Andrew Dickinson, as communicated in the [press release of 26 March 2024](#)





Linda Higgins

is a non-executive member of our Board of Directors since 22 October 2019. Linda Slanec Higgins, PhD, joined Gilead Sciences, Inc. in 2010 and is currently Sr. Vice President Research Strategy, Innovation & Portfolio. In her first ten years at Gilead, she led the Biology division, significantly expanding the therapeutic area scope and capabilities of the department. She founded External Innovation as integral component for Research. She previously served as President

& Chief Executive Officer of InteKrin Therapeutics, and as Head of Research at Scios, a Johnson & Johnson company, where she provided leadership for drug discovery, preclinical development and translational medicine. Dr. Higgins is passionate about biopharmaceutical discovery and development, and has been dedicated to excellence in applied scientific research since 1991. She has led projects and departments in multiple therapeutic areas including central nervous system, fibrosis, inflammation, cardiovascular, virology and oncology. Dr. Higgins built many of these as new areas at Scios and Gilead. Dr. Higgins earned an A.B. in Behavioral Physiology from Kenyon College, a Ph.D. in Neurosciences from the University of California, San Diego School of Medicine, and completed Post-Doctoral training in Molecular Genetics at the Howard Hughes Medical Institute of the University of California, Berkeley. She has authored over 50 original peer reviewed scientific papers and invited articles, and is an inventor of over a dozen patents. Dr. Higgins also serves as a Non-Executive Director on the Board of Arcus Biosciences.

Elisabeth Svanberg

is a non-executive independent member of our Board of Directors since 28 April 2020. Dr. Svanberg received her MD and PhD from the University of Gothenburg (Sweden), and is a Board-Certified General Surgeon and Associate Professor of Surgery. Dr. Svanberg joined Serono International in 2000, initially in the field of metabolism, and subsequently held roles of increasing responsibilities before joining Bristol Myers Squibb in the United States in 2007. At BMS, Dr.

Svanberg served as Development Leader for a first-in-class novel diabetes medicine, and subsequently as Head of Medical Affairs for the Intercontinental region. In 2014, Dr. Svanberg joined Janssen Pharmaceuticals (a Johnson & Johnson company) as Vice President, Head of the Established Products group where she was managing a portfolio of 90 products, used by an estimated 150 million patients globally. Dr. Svanberg subsequently served as Chief Development Officer at Ixaltis, and as Chief Medical Officer at Kuste Biopharma, specialty pharmaceutical companies developing proprietary therapeutics to treat genitourinary (GU) disorders with unmet medical need. Dr. Svanberg is a partner at Ventac Partners (since 2023) and also serves as a Non-Executive Director on the Boards of Egetis (formerly PledPharma) (since 2017), Amolyt Pharma (since 2021), LEO Pharma (since 2022), and EPICS Therapeutics (since 2022).






Jérôme Contamine

is a non-executive independent member of our Board of Directors since 26 April 2022. Mr. Contamine served as Chief Financial Officer of Sanofi for more than nine years from 2009 until 2018. Prior to joining Sanofi, he was Chief Financial Officer of Veolia from 2000 to 2009. He previously held various operating functions at Total, and served four years as an auditor at the Cour des Comptes (the supreme body responsible for auditing the use of public funds in France). Mr.

Contamine is a graduate of France's École Polytechnique, ENSAE (École Nationale de la Statistique et de l'Administration Économique) and École Nationale d'Administration. He held the position of non-executive director at Valeo from 2006 to 2017 and at Total Energies from 2020 to 2023. Mr. Contamine also serves as a non-executive director on the Boards of Société Générale.

Dan Baker

is a non-executive independent member of our Board of Directors since 26 April 2022. Dr. Baker joined Janssen/Centocor in 2000 and as Vice President Immunology R&D his responsibilities included the clinical development of Remicade, Simponi and Stelara, as well as other programs in rheumatology and dermatology. He supervised many Phase I-III trials in multiple disease areas, and oversaw more than 15 regulatory approvals in the U.S., Europe and Japan. Throughout his time at Janssen, he was responsible for evaluating business development opportunities in the immunology space. In 2015 he took on a new role as Disease Area Stronghold Leader at Janssen where he was responsible for Phase II & III clinical development plans for rheumatology products and the overall portfolio strategy in rheumatology and immunology. This included the early research strategy for immunology discovery, managing the early portfolio development and approving all late-stage efforts. Since his retirement from Janssen in 2019, he has continued to be involved in bringing therapies to patients. He raised capital (>\$20MM) to fund and start an immunology company, KiRA Biotech, where he now acts as Chief Executive Officer and as Executive Director. Dr. Baker received his B.A. in Biology from Gettysburg College and his Medical Degree from the University of Pennsylvania. He completed his Medical Residency at Hershey Medical Center and Fellowship in Rheumatology and Immunology at the University of Pennsylvania, followed by a Research Fellowship in Rheumatology at Mass General Hospital. He continued on as part of the faculty of the University of Pennsylvania for 18 years before taking on industry roles.





Susanne Schaffert

is a non-executive independent member of our Board of Directors since 12 June 2023, and is the former Global President, Novartis Oncology, and a member of the Executive Committee of Novartis. For more than 25 years, Dr. Schaffert has dedicated her career at Novartis to helping patients live longer, better lives. Before assuming her role as President of Novartis Oncology, Dr. Schaffert served as Chairperson and President of Advanced Accelerator

Applications since its acquisition by Novartis in January 2018. Prior to this, Dr. Schaffert was the Head of Region Europe at Novartis Oncology, where she was responsible for leading Novartis' Oncology Business Unit in the European Region, marketing key products in lung, breast and renal cancer, as well as hematology and coordinating the entire Oncology operations for EU countries. From 2010 to 2012, Dr. Schaffert served as the Head of Investor Relations for Novartis Group and prior thereto, she served as the Novartis Global Franchise Head for Immunology and Infectious Diseases. Dr. Schaffert first joined Novartis Germany in 1995 as a sales representative, and she has held a series of positions in Sales & Marketing with increasing responsibilities in both national and global functions. Dr. Schaffert has experience from various Boards and Committees, and beyond serving Galapagos NV as non-executive independent Board member, she is also an independent non-executive Director on the Board of Incyte Corporation, a Board member and member of the Advisory Group at Novo Holdings in Denmark and serves as independent Board Director on the boards of ARTBio, US and Vetter Pharma, Germany. She is also a member of the Board of Partners of E. Merck KG. Dr. Schaffert holds an M.Sc. in Chemistry and a Ph.D. with honors in Organic Chemistry from University of Erlangen (Germany).

Simon Sturge

is a non-executive independent member of our Board of Directors since 19 September 2023, and was the former CEO of Kymab, a biotech company focused on immune-mediated diseases and immunoncology therapeutics, until its acquisition by Sanofi in 2021. Mr. Sturge brings over 40 years of global experience in the pharmaceutical industry, including manufacturing expertise from decades of leadership roles at Celltech Biologics (now Lonza), Boehringer Ingelheim and Merck KGaA. He is currently chairing three biotechnology companies in Switzerland, Belgium, and the United States. He also runs his family investment fund and consultancy company and is a Trustee of Weizmann UK. Mr. Sturge joined Kymab as CEO in 2019 before selling it to Sanofi two years later. Before Kymab, he spent six years at Merck Group, based at their corporate headquarters in Darmstadt, Germany, as Executive Vice President Global Strategy, Business Development & Global Operations and previously as Chief Operating Officer of Merck Healthcare, responsible for the company's global commercial and manufacturing operations. In this capacity, he was responsible for the continued growth in global sales at Merck KGaA, as well as the commercial launches of Bavencio® (anti-PD-L1 antibody, avelumab) in solid tumors and Mavenclad® (cladribine) for relapsing multiple sclerosis. Prior to that, Mr. Sturge served as Corporate Senior Vice President, Biopharmaceuticals at Boehringer Ingelheim, where he was responsible for the company's global biopharmaceuticals manufacturing business as well as its biosimilars portfolio. Mr. Sturge was also founder and CEO of Ribotargets (now Vernalis), which was acquired by British Biotech. Mr. Sturge holds a BSc degree in Biology from Sussex University.



Changes to our Board of Directors

The tenure of Dr. Rajesh Parekh and Dr. Mary Kerr as members of our Board of Directors came to an end during the financial year ended on 31 December 2023. We thank Dr. Rajesh Parekh and Dr. Mary Kerr for their contributions and commitment to the Company over the years.

During its meeting of 12 June 2023, the Board of Directors appointed Dr. Susanne Schaffert by cooptation as a non-executive independent Director, replacing Dr. Rajesh Parekh who stepped down on 10 June 2023.

During its meeting of 19 September 2023, the Board of Directors appointed Mr. Simon Sturge by cooptation as a non-executive independent Director, replacing Dr. Mary Kerr who stepped down on 18 September 2023.

Dr. Susanne Schaffert's and Mr. Simon Sturge's appointments will be submitted to the confirmation by the Company's Annual Shareholders' Meeting which will be held on 30 April 2024.

About the Board of Directors

Galapagos NV's Board of Directors consists of at least five and no more than nine members. At least three members of our Board of Directors are independent. On 31 December 2023, the Board of Directors consisted of nine members, six of whom are independent within the meaning of article 7:87 of the Belgian Companies Code and provision 3.5 of the 2020 Code. In 2023, the Board of Directors was therefore composed of a majority of independent Directors.

Except for Stoffels IMC BV (permanently represented by Dr. Paul Stoffels), all members of the Board of Directors are non-executive Directors.

The members of our Board of Directors are appointed at the Shareholders' Meeting upon the proposal of the Board of Directors, for a renewable term of up to four years. Members of the Board of Directors whose mandate has come to an end may be re-appointed. When a position on the Board of Directors becomes vacant, the remaining members may temporarily fill the mandate by cooptation and until appointment of a new Board member at the next Shareholders' Meeting. Each member of the Board of Directors appointed as such by the Shareholders' Meeting shall complete the tenure of the member of the Board of Directors he/she replaces, unless the Shareholders' Meeting decides otherwise. The Nomination Committee nominates, for approval by the Board of Directors, candidates to fill vacancies as they arise, and advises on proposals for appointment originating from shareholders, in each case taking into account the Company's needs and the selection criteria determined by the Board of Directors. In proposing candidates, particular consideration will be given to gender diversity and diversity in general, as well as complementary skills, knowledge and experience.

Provision 3.12 of the 2020 Code recommends that, in case of a one-tier governance structure, (a) there should be a clear division of responsibilities between the person

presiding over the Board of Directors (the Chair) and the person assuming executive responsibility for running the company's business (the CEO), and (b) the Chair of the Board of Directors and CEO should not be the same individual. In deviation from this provision, Stoffels IMC BV (permanently represented by Dr. Paul Stoffels), who is our CEO since 1 April 2022, is also appointed as Chair of the Board of Directors as of 26 April 2022. In light of the prevailing circumstances, the Board of Directors considered (and to date still considers) that the one-tier governance structure and the combined role as CEO/Chair allows the Company to fully leverage the leadership of Dr. Paul Stoffels, and to efficiently set and implement the Company's direction and strategy (including in the field of business development). Furthermore, the Board of Directors is of the opinion that such combined role has a positive impact on the functioning and efficiency of the Board, as well on the provision of information to the Board of Directors, allowing the Board of Directors to monitor the Company's (and Galapagos group's) performance more effectively during 2023. In order to ensure a sufficient balance, the Board adopted a counter balancing governance structure that includes the election of a Lead Non-Executive Director acting as the principal liaison between the Chair and the non-executive members of the Board of Directors (see also below). Effective as of 21 March 2023, Jérôme Contamine is appointed as Lead Non-Executive Director of the Company. The Lead Non-Executive Director is entrusted with the responsibilities and powers set out in the Corporate Governance Charter of Galapagos NV.

The following table sets forth certain information with respect to the members of our Board of Directors during the financial year ended on 31 December 2023:

Name	Position	Nationality	Year of birth or incorporation	Year of initial appointment	Year of mandate expiration	Independent director ⁽¹⁾	Attendance rate
Stoffels IMC BV ⁽²⁾	Chair	Belgian	2022	2022	2026		100%
Rajesh Parekh ⁽³⁾	Member	British	1960	2004	2023		100%
Mary Kerr ⁽⁴⁾	Member	British	1961	2016	2023	●	100%
Peter Guenter	Member	Belgian	1962	2019	2027	●	100%
Elisabeth Svanberg	Member	Swedish	1961	2020	2024	●	100%
Jérôme Contamine	Member	French	1957	2022	2026	●	100%
Dan Baker	Member	U.S.	1950	2022	2026	●	100%
Susanne Schaffert ⁽⁵⁾	Member	German	1967	2023	2027	●	100%
Simon Sturge ⁽⁶⁾	Member	British	1959	2023	2027	●	100%
Daniel O' Day	Member	U.S.	1964	2019	2027		100%
Linda Higgins	Member	U.S.	1962	2019	2027		100%

⁽¹⁾ Independent Director pursuant to article 7:87 of the Belgian Companies Code and article 3.5 of the 2020 Code.

⁽²⁾ Permanently represented by Dr. Paul Stoffels, year of birth: 1962.

⁽³⁾ Director until 10 June 2023.

⁽⁴⁾ Director until 18 September 2023.


⁽⁵⁾ Director since 12 June 2023.

⁽⁶⁾ Director as from 19 September 2023.

At the Annual Shareholders' Meeting of 25 April 2023, the tenure of Peter Guenter, Daniel O'Day and Dr. Linda Higgins as members of the Board of Directors has been renewed for a term of four years.

In 2023, the Board of Directors thus consisted of three women (except between 12 June 2023 and 18 September 2023 when the Board consisted of four women), and six men (except between 12 June 2023 and 18 September 2023 when the Board consisted of five men), representing different nationalities and age categories.

During 2023, Galapagos NV complied with its obligations with respect to gender diversification in the Board of Directors as set forth in article 7:86 of the Belgian Companies Code, and the Board of Directors will continue to monitor future compliance. In proposing candidates, particular consideration is given to diversity in gender, age, nationality, educational and professional background, as well as complementary skills, knowledge and experience. The profiles of all members of the Board of Directors are included in this report (see above) and are also available on www.glp.com.



The role of the Board of Directors is to pursue the long-term success and sustainable value creation by Galapagos NV. The Board of Directors does so by assuming the authority and responsibilities assigned to it under the applicable laws and regulations (including, without limitation, the Belgian Companies Code and the 2020 Code) and the Company's Articles of Association, and by combining entrepreneurial leadership with appropriate risk assessment and management. Each of the Directors' expertise and experience is exemplified by the varied professional activities they carry out and offices they hold. During its meetings in 2023, the Board of Directors dealt with matters pertaining to, among other things, our strategy and growth, the transfer of Galapagos drug discovery and research activities conducted in Romainville, France, and Galapagos' employees in Romainville, which are exclusively dedicated to the operation of these activities, to NovAliX, the evaluation of business development opportunities, clinical trial results, commercialization of Jyseleca®, regulatory developments, convening of the Shareholders' Meeting and preparation of resolutions to be submitted for approval to the shareholders, the creation of new subscription rights for the benefit of the personnel of Galapagos NV and its subsidiaries, the search and recruitment of our new CFO and COO and new Board members, the review and approval of our financial reporting, updating Galapagos' Corporate Governance Charter and creating a new advisory committee, the Science and Development Committee, adopting a Clawback Policy in

accordance with applicable SEC rules, and the transfer of the Jyseleca® business to Alfasigma.

In 2023, twelve meetings of the Board of Directors took place physically or through calls to discuss specific matters, including one meeting in the presence of a notary public (relating to the issuance of Subscription Right Plan 2023 BE, Subscription Right Plan 2023 RMV and Subscription Right Plan 2023 ROW). The meeting in the presence of a notary public was attended by Peter Guenter and Dr. Elisabeth Svanberg via call. Stoffels IMC BV (permanently represented by Dr. Paul Stoffels) was not present or represented at the Board meeting in the presence of a notary public. All other Directors were represented by proxy at the Board meeting in the presence of a notary public. The attendance rate for the other Board meetings is identified in the above table. Except for the meeting in the presence of a notary public, the overall attendance rate for Board meetings was 100%. Stoffels IMC BV (permanently represented by Dr. Paul Stoffels) recused itself from deliberation and decision-making on three agenda items because of a conflict of interests, in accordance with article 7:96 of the Belgian Companies Code, as set forth in further detail in the section titled **Conflict of interests and related parties**.

The Board of Directors acts as a collegial body. A formal evaluation of the Board of Directors (formerly Supervisory Board) and its Board Committees was carried out in September 2021. Each member of the Board of Directors provided feedback through individual assessment forms. The results were presented on an aggregate basis by the Secretary *ad interim* of the (former) Supervisory Board (currently Board of Directors) and served as a basis for discussion by the full (former) Supervisory Board. This evaluation specifically addressed the functioning of the (former) Supervisory Board, the size and composition of the (former) Supervisory Board, the interaction between the (former) Supervisory Board and the (former) Management Board (currently the Executive Committee), and the functioning of the Board Committees. A new Board evaluation exercise was performed in the second half of 2022. As part of this exercise, the Board of Directors' composition was reviewed, a composition matrix was created, and interviews were held with Board members on the functioning and composition of the Board of Directors. Board member profiles were established, which served the Board in the search for Director candidates to fill open positions by cooptation.

Pursuant to the Company's Corporate Governance Charter and as a counter balancing governance structure for the current combined CEO & Chair role within the Board, the Board of Directors has appointed a Lead Non-Executive Director. The Lead Non-Executive Director is also automatically the Vice-Chair of the Board of Directors. The Lead Non-Executive Director is entrusted with the responsibilities and powers set out in Galapagos NV's Corporate Governance Charter, including, but not limited to, serving as principal liaison between the Non-Executive Directors and the Chair of the Board. Effective as of March 21, 2023, Jérôme Contamine was appointed as the Lead Non-Executive Director of Galapagos NV.

The Board of Directors has appointed a Secretary entrusted with the functions set out in Galapagos NV's Corporate Governance Charter, including, but not limited to, to advise the Board of Directors and its individual members on all corporate governance matters.

Committees

Audit Committee

Audit Committee member	Function	Independent member ⁽¹⁾	Attendance rate
Jérôme Contamine	Chair	●	100%
Mary Kerr ⁽²⁾	Member	●	100%
Peter Guenter	Member	●	100%
Simon Sturge ⁽³⁾	Member	●	100%

⁽¹⁾ Independent member pursuant to article 7:87 of the Belgian Companies Code and article 3.5 of the 2020 Code.

⁽²⁾ Member until 18 September 2023.

⁽³⁾ Member as from 19 September 2023.

The Audit Committee assists the Board of Directors in fulfilling its monitoring responsibilities with respect to financial reporting, and control and risk management in the broadest sense. The Audit Committee's key responsibilities include (i) monitoring the integrity of the Company's financial statements and the Company's accounting and financial reporting processes and financial statement audits, (ii) monitoring the effectiveness of the Company's internal control and risk management systems, (iii) monitoring the internal audit function and its effectiveness, (iv) monitoring the performance of the external auditor and the statutory audit of the annual and consolidated accounts, (v) reviewing and monitoring the independence of the external auditor, (vi) informing the Board of Directors on the results of the statutory audit, and (vii) informing the Board of Directors on the Company's ESG activities, as included in the Sustainability report which contains the non-financial information as required by articles 3:6, § 4 and 3:32, § 2 of the Belgian Companies Code.

Per 31 December 2023, the Audit Committee consisted of the Directors as identified in the table above. The Chair and other members of the Audit Committee are non-executive Directors, and are all independent within the meaning of article 7:87 of the Belgian Companies Code, provision 3.5 of the 2020 Code, and Rule 10A-3(b)(1) under the U.S. Securities Exchange Act of 1934, as amended (subject to the exemptions provided in Rule 10A-3(c) under such act). Collectively, the members of the Audit Committee have sufficient relevant experience to fulfill their roles effectively, notably in financial matters (including, but not limited to, general accounting and financial reporting, as well as matters of audit, internal control, and risk control) and in the life sciences industry.

The Audit Committee meets as frequently as necessary to ensure effective operation of its responsibilities. In 2023, the Audit Committee held nine meetings, in which it dealt with matters pertaining to, among other things, audit review, risk management, monitoring financial reporting, the monitoring of Sarbanes-Oxley compliant internal and external audit systems, the monitoring of compliance matters, the onboarding of the new auditor, and (the accounting treatment of) the intended transfer of the Jyseleca® business to Alfasigma. The Audit Committee acts as a collegial body. The overall

attendance at the Audit Committee meetings in 2023 was 100%. The attendance rate at the Audit Committee meetings in 2023 for each of its members is set forth in the table above. Some of the meetings were attended by the statutory auditor of the Company.

Nomination Committee

Nomination Committee members	Function	Independent member ⁽¹⁾	Attendance rate
Rajesh Parekh ⁽²⁾	Member		100%
Stoffels IMC BV ⁽³⁾	Member		100%
Jérôme Contamine	Member	•	100%
Elisabeth Svanberg ⁽⁴⁾	Chair	•	100%

⁽¹⁾ Independent member pursuant to article 7:87 of the Belgian Companies Code and article 3.5 of the 2020 Code.

⁽²⁾ Chair and member until 20 March 2023.

⁽³⁾ Permanently represented by Dr. Paul Stoffels.

⁽⁴⁾ Chair and member as of 21 March 2023.

The Nomination Committee makes recommendations to the Board of Directors with regard to the appointment of the members of the Board of Directors, the CEO, and the members of the Executive Committee. Per 31 December 2023, the Nomination Committee consisted of the Directors as identified in the table above. The majority of its members are non-executive independent Directors. The Chair of the Nomination Committee is a non-executive independent Director. Collectively, the Nomination Committee members have sufficient relevant experience to fulfill their roles effectively.

Provision 4.19 of the 2020 Code recommends that the Board of Directors should set up a Nomination Committee with the majority of its members comprising independent non-executive Directors. In deviation from this provision, the Nomination Committee consisted until 20 March 2023 of one executive Director, one independent non-executive Director and one non-executive Director. The latter (Dr. Rajesh Parekh) no longer qualifies as independent pursuant to article 7:87 of the Belgian Companies Code and article 3.5 of the 2020 Code given his long tenure at Galapagos NV. The Board felt it was appropriate to appoint him as a member and Chair of the Nomination Committee in view of his experience as former Chair of the Board and to ensure a smooth transition to the new Chair. Effective as of 21 March 2023, Dr. Elisabeth Svanberg was appointed as member and Chair of the Nomination Committee, replacing Dr. Rajesh Parekh.

The Nomination Committee meets as frequently as necessary to ensure effective operation of its responsibilities. In 2023, the Nomination Committee held seven meetings, dealing with, among other things, matters pertaining to the search for new Directors and Executive Officers, the proposal to reappoint certain Directors at our Shareholders' Meeting on 25 April 2023, and succession planning. The Nomination Committee acts as a collegial body. The overall attendance at the Nomination Committee meetings in 2023 was 100%. The attendance rate at the Nomination Committee meetings in 2023 for each of its members is set forth in the table above.

Remuneration Committee

Remuneration Committee members	Function	Independent member ⁽¹⁾	Attendance rate
Rajesh Parekh ⁽²⁾	Chair		100%
Jérôme Contamine	Member	●	100%
Elisabeth Svanberg ⁽³⁾	Chair	●	100%
Dan Baker ⁽⁴⁾	Member	●	100%

⁽¹⁾ Independent member pursuant to article 7:87 of the Belgian Companies Code and article 3.5 of the 2020 Code.

⁽²⁾ Chair and member until 20 March 2023.

⁽³⁾ Chair as of 21 March 2023.

⁽⁴⁾ Member as of 21 March 2023.

The Remuneration Committee makes recommendations to the Board of Directors with regard to the remuneration of the members of the Board of Directors, the CEO, and the members of the Executive Committee, including variable remuneration and long-term incentives, whether or not stock-related, in each case insofar as allowed by applicable laws and regulations.

Per 31 December 2023, the Remuneration Committee consisted of the Directors as identified in the table above. The Chair and other members of the Remuneration Committee are non-executive Directors and are all independent within the meaning of article 7:87 of the Belgian Companies Code and provision 3.5 of the 2020 Code. Collectively, the Remuneration Committee members have sufficient relevant experience to fulfill their roles effectively.

The Remuneration Committee meets as frequently as necessary to ensure effective operation of its responsibilities. In 2023, the Remuneration Committee held ten meetings, dealing with, among other things, matters pertaining to the remuneration of our new Executive Committee member, grants of subscriptions rights, restricted stock units (RSUs) and bonuses, the packages of our retiring President, Chief Operating Officer and Chief Financial Officer, and Chief Commercial Officer, the review of the Remuneration Policy and Remuneration Report, and salary increases. The Remuneration Committee acts as a collegial body. The overall attendance at the Remuneration Committee meetings in 2023 was 100%. The attendance rate at the Remuneration Committee meetings in 2023 for each of its members is set forth in the table above. The CEO participated in those meetings where the remuneration of the Executive Committee members (other than the CEO) was discussed.

Science and Development Committee

Remuneration Committee members	Function	Independent member ⁽¹⁾	Attendance rate
Dan Baker ⁽²⁾	Chair	●	100%
Stoffels IMC BV ⁽³⁾	Member		100%
Elisabeth Svanberg	Member	●	100%
Linda Higgins	Member	●	100%
Susanne Schaffert	Member	●	100%

⁽¹⁾ The Science and Development Committee was established as from 19 September 2023.

⁽²⁾ Independent member pursuant to article 7:87 of the Belgian Companies Code and article 3.5 of the 2020 Code.

⁽³⁾ Permanently represented by Dr. Paul Stoffels.

The Science and Development Committee provides input and advice to the Board of Directors on matters relating to the Company's Research and Development ("R&D") strategy, and serves as a resource, as needed, regarding scientific, medical, and product safety matters.

Per 31 December 2023, the Science and Development Committee consisted of the Directors as identified in the table above. The majority of its members are non-executive independent Directors. The Chair of the Science and Development Committee is a non-executive independent Director. Collectively, the Science and Development Committee members have sufficient relevant experience to fulfill their roles effectively.

The Science and Development Committee meets as frequently as necessary to ensure effective operation of its responsibilities. In 2023, the Committee held one meeting, dealing with, among other things, the review of business development opportunities. The Science and Development Committee acts as a collegial body. The overall attendance at the Science and Development Committee meeting in 2023 was 100%.

Executive Committee of Galapagos NV

Composition of the Executive Committee

Per 31 December 2023, our Executive Committee consists of the following members:

- Stoffels IMC BV, permanently represented by Dr. Paul Stoffels – Please refer to the [Composition of the Board of Directors](#) for a biography.



Thad Huston

was appointed as Chief Financial Officer and Chief Operating Officer as per July 2023, and is a member of the Executive Committee at Galapagos. He previously served a Senior Vice President, Finance and Corporate Operations of Kite Pharma, a Gilead Company, where he was responsible for all financial aspects of the market leading cell therapy business worldwide. He was also a member of the Kite Leadership Team, the Gilead CFO Leadership Teams and the Fosun-

Kite Board. Before joining Kite in 2021, Thad served as Chief Financial Officer at LivaNova PLC, a medical device company specializing in cardiovascular and neuromodulation products, where he played a key role in external R&D innovation and M&A and led the global, cross-functional teams across the group. Prior to LivaNova, he spent over 25 years in leadership positions at Johnson & Johnson (J&J), which included roles as Chief Financial Officer and Chief Operating Officer of J&J Pharmaceutical Research and Development, Chief Financial Officer of J&J's Global Surgery and Medical Devices groups managing up to \$21 billion in annual revenue, and President of Xian-Janssen, leading J&J's pharmaceutical division in China. Before that, he held senior financial roles at various J&J locations in the U.S., Belgium, Russia, and Hungary. Thad is passionate about delivering results by transforming businesses to accelerate internal and external innovation to make a real difference for patients around the world.

Michele Manto*

was appointed as Chief Commercial Officer in January 2020, and member of the Executive Committee at Galapagos. He joined Galapagos in September 2017 as Senior Vice President Commercial Operations to build and lead Galapagos' commercial organization and capabilities.

Previously, Mr. Manto held various commercial leadership roles at AbbVie, most recently as General Manager, Global Marketing Rheumatology and General Manager in the Netherlands. Prior to this, he led AbbVie's commercial activities and launches in rheumatology, gastroenterology and dermatology in Germany and other European countries. He started his professional career as a management and strategy consultant at McKinsey & Company. Mr. Manto holds an MBA from INSEAD and a Degree in Engineering from the Politecnico of Milan.

*On 31 December 2023, the mandate of Mr. Manto as Chief Commercial Officer and member of the Executive Committee ended.





Annelies Missotten

was appointed as Chief Human Resources Officer and member of the Executive Committee at Galapagos. She joined Galapagos as Vice President Human Resources in February 2018 to transform and build an expert HR team to enable business growth, and leading the transformation of Galapagos into an integrated biopharmaceutical company with an international set-up. In 2020, she was appointed Senior Vice President Human Resources and strategic advisor to

the CEO and Executive Committee. Before joining Galapagos, she held various senior global HR positions at GSK. She started her career at Proximus, and acquired deep expertise over time in key HR Centres of Expertise, including Training & Development, Talent Acquisition and Reward, and HR Business partnership roles. Ms. Missotten holds a Master's Degree in Roman Philology from KU Leuven, a DEA in Italian Culture and Linguistics from the Paris IV Sorbonne (France) and L'Università Cattolica di Milano. Over the years, she completed her education with several systemic psychology and coaching certifications and business courses, amongst others, from INSEAD, Fontainebleau (France).

Valeria Cnossen

was appointed as General Counsel, responsible for Compliance & Ethics, the Corporate Secretary Office and Intellectual Property, and member of the Executive Committee at Galapagos. Ms. Cnossen joined Galapagos on 1 August 2022. She previously was General Counsel of the Consumer Health Group at Johnson & Johnson where she was a strategic partner and key advisor on laws and regulations, transactions and emerging areas, impacting the business such as digital, transparency, sustainability and public policy. Prior to that, she held leadership roles within the Medical Devices and Pharmaceutical Sectors of Johnson & Johnson. Ms. Cnossen joined Johnson & Johnson in 2011 through the acquisition of Crucell, where she was Head of Legal and Compliance. Prior to joining Crucell, Ms. Cnossen was in private legal practice at De Brauw Blackstone Westbroek in the Netherlands, and Cravath, Swaine & Moore in New York City. Ms. Cnossen is a purpose-driven leader, known for her ability to develop high-performing teams and the careers of others, especially as a mentor for women.



About the Executive Committee

The following table sets forth certain information with respect to the members of our Executive Committee during the financial year ending 31 December 2023:

Name	Position	Nationality	Year of birth or incorporation	Year of initial appointment
Stoffels IMC BV ⁽¹⁾	Chief Executive Officer	Belgian	2022	2022
Bart Filius ⁽²⁾	President, Chief Financial Officer & Chief Operating Officer	Dutch	1970	2014
Thad Huston ⁽³⁾	Chief Financial Officer and Chief Operating Officer	U.S.	1970	2023
Michele Manto ⁽⁴⁾	Chief Commercial Officer	Italian	1973	2020
Valeria Crossen	General Counsel	Dutch	1973	2023
Annelies Missotten	Chief Human Resources Officer	Belgian	1972	2023

⁽¹⁾ Permanently represented by Dr. Paul Stoffels.

⁽²⁾ Member until 30 June 2023.

⁽³⁾ Member as from 1 July 2023.

⁽⁴⁾ Member until 31 December 2023.

The Executive Committee has been entrusted by the Board of Directors with the executive management and running of the Company. Without prejudice to the overall responsibility and tasks of the Board of Directors regarding the management and control of the Company, the key responsibilities of the Executive Committee include the following matters (without limitation): the research, identification and development of strategic possibilities and proposals which may contribute to the Company's development in general, the management of the Company and Galapagos group, the supervision of the actual performance of the business compared to its strategic goals, plans and budgets, and the support of the CEO with the day-to-day management of the Company and Galapagos group.

The Executive Committee meets as often as necessary to ensure its effective operation, and in principle once per month.

The Executive Committee is supported by a Management Committee, i.e., an informal committee providing advice and assistance to the Executive Committee. The Management Committee consists of the Executive Committee members and certain members of the Company's senior management thereto appointed by the Executive Committee. With the exception of the Executive Committee members, the members of the Management Committee are not Directors or person charged with the leadership or daily management of the Company as defined by Belgian law.

On 31 December 2023, the Executive Committee consisted of the members as identified in the table above, representing different nationalities and age categories. Furthermore, the Executive Committee members have different educational backgrounds, as can be read in each of their profiles (see above).

Bart Filius' mandate as President, CFO, COO and Executive Committee member ended per 30 June 2023. Michele Manto's mandate as CCO and Executive Committee member ended per 31 December 2023.

The members of the Executive Committee are appointed by the Board of Directors upon recommendation of the Nomination Committee. In proposing candidates for the Executive Committee, particular consideration is given to educational and professional background, complementary skills, knowledge and experience, as well as to diversity in age, gender and nationality.

Galapagos NV's share capital and shares

Share capital increases and issue of shares by Galapagos NV in 2023

On 1 January 2023, the share capital of Galapagos NV amounted to €356,111,899.01 represented by 65,835,511 shares. In the course of 2023, there was one capital increase resulting from the exercise of subscription rights under subscription right plans, resulting in the issuance of 61,560 new shares, an increase of the share capital by €333,039.60 and an increase of the issuance premium account by €1,436,810.40.

At the end of 2023, the share capital of Galapagos NV amounted to €356,444,938.61 represented by 65,897,071 shares.

During 2023, the Board of Directors issued subscription rights under three subscription right plans:

- On 5 May 2023, the Board of Directors issued 1,538,400 subscription rights, after acceptance by the beneficiaries, within the framework of the authorized capital, for the benefit of Executive Committee members and certain employees of the Galapagos group under new subscription right plans: "Subscription Right Plan 2023 BE", "Subscription Right Plan 2023 RMV" and "Subscription Right Plan 2023 ROW".
- The subscription rights issued under Subscription Right Plan 2023 BE, Subscription Right Plan 2023 RMV and Subscription Right Plan 2023 ROW have an exercise term of eight years as of the date of the offer, and subscription rights issued under the first offer have an exercise price of €35.11 (the average closing price of the Galapagos share on Euronext Amsterdam and Brussels during the 30 calendar days preceding the date of the first offer), under the subsequent offer of €38.58 (the closing price of the share on Euronext Amsterdam and Brussels during the 30 calendar days preceding the date of the second offer), and under the second subsequent offer of €32.99 (the closing price of the share on Euronext Amsterdam and Brussels during the 30 calendar days preceding the date of the third offer).

Number and form of Galapagos shares

Of the 65,897,071 shares of Galapagos NV outstanding at the end of 2023, 5,846 were registered shares and 65,891,225 shares were dematerialized shares. All issued shares are fully paid up and are of the same class.

Rights attached to Galapagos shares

Each share (i) entitles its holder to one vote at the Shareholders' Meetings of Galapagos NV; (ii) represents an identical fraction of the Company's share capital and has the same rights and obligations and shares equally in the profit of Galapagos NV; and (iii)

gives its holder a preferential subscription right to subscribe to new shares, convertible bonds or subscription rights in proportion to the part of the share capital represented by the shares already held. The preferential subscription right can be restricted or cancelled by a resolution approved by the Shareholders' Meeting, or, within the framework of the Company's authorized capital, by the Board of Directors subject to an authorization of the Shareholders' Meeting, in accordance with the provisions of the Belgian Companies Code and Galapagos NV's Articles of Association.

Galapagos NV's authorized capital

In accordance with the provisions of the Belgian Companies Code and the Company's Articles of Association, the Extraordinary Shareholders' Meeting of Galapagos NV authorized the Board of Directors to increase the share capital of Galapagos NV, in one or several times, and under certain conditions set forth *in extenso* in the Articles of Association of Galapagos NV.

This authorization consists of two parts:

- A general authorization for capital increases up to 20% of the share capital at the time of convening the Shareholders' Meeting of 22 October 2019 (i.e., €67,022,402.04) was renewed and is valid for a period of five years from the date of publication of this renewal in the Annexes to the Belgian State Gazette, i.e., 13 November 2019. This general authorization will expire on 12 November 2024; and
- A specific authorization for capital increases of more than 20% and up to 33% of the share capital at the time of the convening the Shareholders' Meeting of 25 April 2017 (i.e., € 82,561,764.93), was renewed and was valid for a period of five years from the date of publication of this renewal in the Annexes to the Belgian State Gazette, i.e., 31 May 2017. This specific part of the authorized capital could, however, only be used in specific circumstances and upon a resolution of the Board of Directors that all independent Directors (within the meaning of article 7:87 of the Belgian Companies Code and provision 3.5 of the 2020 Code) approve. This specific authorization expired on 30 May 2022.

In 2023, Galapagos NV's Board of Directors made use of the right to increase the capital in the framework of the authorized capital on one occasion:

- On 5 May 2023, in connection with the issuance of Subscription Right Plan 2023 BE, Subscription Right Plan 2023 RMV and Subscription Right Plan 2023 ROW, under which a maximum of 1,975,000 new shares could be issued for a total maximum capital increase of €10,684,750 (plus issuance premium).

On 31 December 2023, an amount of €16,566,540.17 still remained available under the general part of the authorized capital.

When increasing the share capital within the limits of the authorized capital, the Board of Directors may, if in Galapagos NV's interest, restrict or cancel the shareholders'

preferential subscription rights, even if such restriction or cancellation is made for the benefit of one or more specific persons other than the employees of the group.

Procedure for changes in Galapagos NV's share capital

In accordance with the Belgian Companies Code, Galapagos NV may increase (and issue new shares) or decrease its share capital by decision of the Extraordinary Shareholders' Meeting approved by a qualified majority of 75% of the votes cast, at a meeting where at least 50% of the share capital of Galapagos NV is present or represented. If the attendance quorum of 50% is not met, a new Extraordinary Shareholders' Meeting must be convened at which the shareholders may decide on the agenda items, irrespective of the percentage of share capital present or represented at such meeting. In this respect, there are no conditions imposed by Galapagos NV's Articles of Association that are more stringent than those required by law.

Within the framework of the powers granted to it under the authorized capital, the Board of Directors may also increase Galapagos NV's share capital (and issue new shares) as specified in its Articles of Association.

Purchase and sale of Galapagos NV treasury shares

In accordance with the Belgian Companies Code and the Articles of Association of the Company, Galapagos NV may purchase, subject to the provisions of the Belgian Companies Code, Galapagos NV's own shares if authorized by a prior decision of the Extraordinary Shareholders' Meeting approved by a qualified majority of 75% of the votes cast, at a meeting where at least 50% of the share capital of Galapagos NV is present or represented. If the attendance quorum of 50% is not met, a new Extraordinary Shareholders' Meeting must be convened at which the shareholders may decide on the agenda items, irrespective of the percentage of share capital present or represented at such meeting. The sale of Galapagos NV treasury shares is also subject to the provisions of the Belgian Companies Code. The aforementioned rules are also applicable to the acquisition of shares of Galapagos NV by its subsidiaries.

The Board of Directors of Galapagos NV has currently not been authorized by an Extraordinary Shareholders' Meeting to purchase or sell its own shares.

On 31 December 2023, neither Galapagos NV nor any subsidiary of Galapagos NV held any shares in Galapagos NV, nor did any third party hold any shares in Galapagos NV on behalf of Galapagos NV or any of its subsidiaries.

Anti-takeover provisions in Galapagos NV's Articles of Association

Galapagos NV's Articles of Association currently do not contain any anti-takeover provisions.

Anti-takeover provisions under Belgian law

Under Belgian law, public takeover bids for all outstanding voting securities of the issuer are subject to the supervision of the FSMA. If the latter determines that a takeover violates Belgian law, it may lead to suspension of the exercise of the rights attached to any shares that were acquired in connection with the envisaged takeover. Pursuant to the Belgian Law of 1 April 2007 on public takeovers, a mandatory takeover bid must be made when, as a result of its own acquisition or the acquisition by persons acting in concert with it, a person owns, directly or indirectly, more than 30% of the securities with voting rights in a company with registered office in Belgium whose securities are admitted to trading on a regulated or recognized market. The acquirer must offer to all other shareholders the opportunity to sell their shares at the higher of (i) the highest price offered by the acquirer for shares of the issuer during the 12 months preceding the announcement of the bid or (ii) the weighted average price of the shares on the most liquid market of the last 30 calendar days prior to the date on which it became mandatory for the acquirer to launch a mandatory takeover bid for the shares of all other shareholders.

Material contracts containing change of control clauses

The second amended and restated collaboration agreement between Galapagos NV and AbbVie S.à.r.l. (“AbbVie”) dated 24 October 2018 contains provisions granting certain rights to AbbVie upon the occurrence of a public takeover bid on our shares or a change of control in respect of Galapagos NV, including, but not limited to clause 11.2 of the agreement (*Change in Control of Galapagos*), entitling AbbVie, to oblige Galapagos NV to take appropriate measures to avoid the disclosure of confidential information, to limit AbbVie’s reporting obligations to Galapagos NV, or, depending on the stage in which the change of control occurs, to terminate the agreement.

Procedure for amendments to Galapagos NV’s Articles of Association

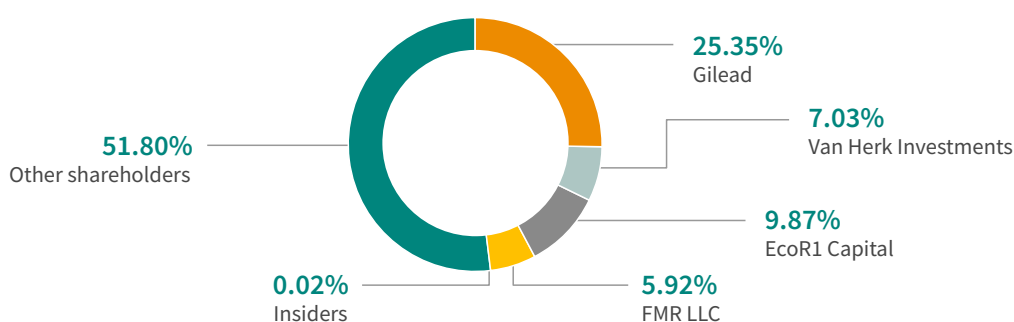
Pursuant to the Belgian Companies Code, amendments to the Articles of Association of Galapagos NV, such as an increase or decrease in the share capital, the approval of the dissolution, merger or de-merger of Galapagos NV, but excluding an amendment of the Company’s purpose, may only be authorized with the approval of at least 75% (or, in case of an amendment of the Company’s purpose, 80%) of the votes validly cast at an Extraordinary Shareholders’ Meeting where at least 50% of Galapagos NV’s share capital is present or represented. If the attendance quorum of 50% is not met, a new Extraordinary Shareholders’ Meeting must be convened at which the shareholders may decide on the agenda items, irrespective of the percentage of share capital present or represented at such meeting.

Shareholders

Major shareholders of Galapagos NV

Based on transparency notifications received by Galapagos NV under Belgian law and the statements of acquisition of beneficial ownership filed with the U.S. Securities and Exchange Commission under U.S. securities law, the shareholders owning 5% or more of Galapagos NV's shares on 31 December 2023 and on an undiluted basis were Gilead Therapeutics A1 Unlimited Company (16,707,477 shares or 25.35%), Van Herk Investments B.V. (4,635,672 shares or 7.03%), EcoR1 Capital LLC (6,505,890 shares or 9.87%) and FMR LLC (3,903,804 shares or 5.92%).

Major shareholders on 31 December 2023



At the end of 2023, our CEO owned 1,050,000 subscription rights. The other members of our Executive Committee held an aggregate of 4,620 shares and 1,670,500 subscription rights. The members of our Board of Directors (excluding our CEO) held an aggregate of 6,423 shares and 7,500 subscription rights. Each subscription right entitles its holder to subscribe to one share of Galapagos NV.

Subject to the approval of Galapagos' shareholders and certain other conditions, Gilead has the right under the terms of the share subscription agreement to have two designees appointed to our Board of Directors. The Board members Daniel O'Day and Dr. Linda Higgins are representatives of Gilead.

Agreements between Galapagos NV shareholders

On the date of this report, Galapagos NV had no knowledge of the existence of any shareholders' agreements between its shareholders.

Agreements with major Galapagos NV shareholders

On 14 July 2019, we and Gilead Sciences, Inc. and its affiliated companies (hereinafter “Gilead”) announced that we entered into a 10-year global research and development collaboration. In the context of the transaction, Gilead also made an equity investment in Galapagos. We also amended and restated the license agreement for filgotinib that we originally entered into with Gilead on 16 December 2015. On 23 August 2019, the closing of the transaction took place and we received an upfront payment of €3,569.8 million (\$3.95 billion) and a €960.1 million (\$1.1 billion) equity investment from Gilead.

On 15 December 2020 and on 30 October 2023, we and Gilead announced that we agreed to amend our existing arrangement for the commercialization and development of filgotinib again.

Terms of the equity investment

As part of the research and development collaboration, Gilead entered into a share subscription agreement with us. On 23 August 2019, Gilead subscribed to 6,828,985 new Galapagos shares at a price of €140.59 per share, which included an issuance premium.

Subject to the approval of Galapagos’ Shareholders’ Meeting and certain other conditions, Gilead has the right under the terms of the share subscription agreement to have two designees appointed to our Board of Directors. The Special Shareholders’ Meeting of 22 October 2019 approved the appointment of Daniel O’Day and Dr. Linda Higgins as Directors of Galapagos NV, both of whom are still Directors of Galapagos NV today.

On 22 October 2019, our Extraordinary Shareholders’ Meeting approved the issuance of a warrant to Gilead, known as Warrant A, that confers the right to subscribe for a number of new shares sufficient to bring the number of shares owned by Gilead and its affiliates to 25.1% of the issued and outstanding shares of the Company. Warrant A expires one year after the issue date and the exercise price per share is €140.59. On 6 November 2019, Gilead exercised Warrant A and increased its ownership in Galapagos to 25.10% of the then outstanding shares.

On 22 October 2019, Gilead was also issued another warrant, known as the initial Warrant B, that confers the right to subscribe for a number of new shares sufficient to bring the number of shares owned by Gilead and its affiliates to 29.9% of the issued and outstanding shares of the Company. The initial Warrant B will expire on 23 August 2024. The exercise price per share will be the greater of (i) 120% multiplied by the arithmetic mean of the 30-day daily volume weighted average trading price of the Galapagos shares preceding the date of the exercise notice with respect to such exercise, and (ii) €140.59. Between 57 and 59 months from 23 August 2019, subject to and upon approval by the Company’s Shareholders’ Meeting, Gilead will be issued a warrant with substantially similar terms, including exercise price, to the initial Warrant B. This subsequent Warrant B will expire on the earlier of (i) the date that is five years after the fifth anniversary of the closing and (ii) five years after the date that the warrant is issued. The issuance of this warrant is on the agenda of the Extraordinary Shareholders’ Meeting of 30 April 2024.

Gilead is subject to certain standstill restrictions until 10 years following the closing, which occurred on 23 August 2019. Among other things, during this time Gilead and its affiliates and any party acting in concert with them may not, without our consent, acquire voting securities of Galapagos exceeding more than 29.9% of the then issued and outstanding voting securities, and Gilead may not propose a business combination with or acquisition of Galapagos. The standstill restrictions are subject to certain exceptions as provided in the share subscription agreement.

Pursuant to the terms of the share subscription agreement, Gilead also agreed to certain lock-up provisions. They shall not, and shall cause their affiliates not to, without our prior consent, dispose of any equity securities of Galapagos prior to the second anniversary of the closing (23 August 2019). During the period beginning on the date that is two years following the closing until the date that is five years following the closing, Gilead and its affiliates shall not, without our prior consent, dispose of any equity securities of Galapagos if after such disposal they would own less than 20.1% of the then issued and outstanding voting securities of Galapagos. The lock-up restrictions are subject to certain exceptions as provided in the share subscription agreement and may terminate upon certain events.

In April 2021, Gilead and Galapagos agreed to amend the share subscription agreement to extend the full lock-up of all of Gilead's securities of Galapagos for a period of five years until 22 August 2024. In 2022, Gilead and Galapagos agreed to amend the share subscription agreement for conformity with the change from a two-tier to a one-tier governance system by Galapagos.

Terms of the global research and development collaboration

We will fund and lead all discovery and development autonomously until the end of Phase 2. After the completion of a qualifying Phase 2 study (or, in certain circumstances, the first Phase 3 study), Gilead will have the option to acquire a license to the compound outside Europe. If the option is exercised, we and Gilead will co-develop the compound and share costs equally. Gilead will maintain option rights to our programs through the 10-year term of the collaboration. This term can be extended, at the discretion of Gilead, for up to an additional three years thereafter for those programs, if any, that have entered clinical development prior to the end of the collaboration term. On top, a final term extension can be granted in certain circumstances.

For all programs resulting from the collaboration (other than GLPG1972 and GLPG1690), Gilead will make a \$150 million opt-in payment per program and will owe no subsequent milestones. We will receive tiered royalties ranging from 20 – 24% on net sales of all our products licensed by Gilead in countries outside Europe as part of the agreement. For GLPG1972, Gilead declined to exercise its option under the collaboration agreement in November 2020. In February 2021, the development of GLPG1690 (ziritaxestat) was discontinued.

Revised filgotinib collaboration

Under the terms of the new arrangement agreed in December 2020, we assumed all development, manufacturing, commercialization and certain other rights for filgotinib in Europe. Gilead retains commercial rights and remains the marketing authorization holder for filgotinib outside of Europe, including in Japan, where filgotinib is co-marketed with Eisai. The transfer was subject to applicable local legal, regulatory and consultation requirements. Most activities transferred to Galapagos by 31 December 2021 and we completed the transition during 2022.

The new arrangement was formalized in (1) the Transition and Amendment Agreement of 3 April 2021 pursuant to which Gilead transitioned the exploitation of filgotinib in Europe to Galapagos by the end of 2021, (2) the DIVERSITY Letter Agreement of 6 September 2021 pursuant to which we and Gilead agreed to transfer the sponsorship of and operational and financial responsibility for the ongoing DIVERSITY study and its long-term extension study (LTE) study from Gilead to Galapagos, and (3) the Second Amended and Restated License and Collaboration Agreement of 24 December 2021, amending and restating the existing collaboration agreement, which went into effect as of 1 January 2022.

In March 2022, Gilead and Galapagos agreed to transfer the sponsorship of and the operational responsibility for the MANTA study, a safety study in men with moderately to severely active UC and CD to assess semen parameters while taking filgotinib, and its long-term extension, from Gilead to Galapagos.

Since 1 January 2021, we bear the future development costs for certain studies, in lieu of the equal cost split contemplated by the previous agreement. These studies include the DARWIN3, FINCH4, FILOSOPHY, and Phase 4 studies and registries in RA, MANTA and MANTA-Ray, the PENGUIN1 and 2 and EQUATOR2 studies in PSA, the SEALION1 and 2 studies in AS, the HUMBOLDT study in uveitis in addition to other clinical and non-clinical expenses supporting these studies and support for any investigator sponsored trials in non-IBD conditions and non-clinical costs on all current trials. The existing 50/50 global development cost sharing arrangement continued for the following studies: SELECTION and its long-term extension study (LTE) in UC, DIVERSITY and its LTE, DIVERGENCE 1 and 2 and their LTEs and support for Phase 4 studies and registries in Crohn's disease, pediatric studies and their LTEs in RA, UC and CD, and support for investigator sponsored trials in IBD. In September 2021, we and Gilead agreed to transfer the sponsorship of the DIVERSITY study and its LTE study from Gilead to Galapagos. The transfer was intended to be completed by 30 June 2022 and was completed by March 2023. From 1 April 2022, Galapagos is solely responsible for all development costs for the DIVERSITY study and its LTE study. In March 2022, we and Gilead agreed to transfer the sponsorship of the MANTA study and its LTE from Gilead to Galapagos, which transfer was largely completed by 31 December 2022.

All commercial economics on filgotinib in Europe transferred to us as of 1 January 2022, subject to payment of tiered royalties of 8 to 15 percent of net sales in Europe to Gilead, starting in 2024. In connection with the amendments to the existing arrangement for the commercialization and development of filgotinib, Gilead has agreed to irrevocably

pay Galapagos €160 million, subject to certain adjustments for higher than budgeted development costs. Gilead paid €35 million in January 2021, an additional €75 million in April 2021 and €50 million in 2022. Furthermore, Gilead made a one-time payment of \$15 million to Galapagos in 2022 in consideration for Galapagos assuming responsibility for the DIVERSITY study. In addition, we will no longer be eligible to receive any future milestone payments relating to filgotinib in Europe. However, we will remain eligible to receive tiered royalty percentages ranging from 20% to 30% on Gilead's global net sales of filgotinib outside of Europe and future development and regulatory milestone-based payments of up to \$275 million and sales-based milestone payments of up to \$600 million.

On 28 March 2022 filgotinib was approved by the Japanese Ministry of Health, Labour and Welfare for UC, for which we received a \$20.0 million (€18.2 million) regulatory milestone payment from Gilead in May 2022.

In March 2022, Gilead and Galapagos agreed to further amend the collaboration by adding the following countries to the Galapagos territory: Andorra, San Marino, Monaco, and Vatican City.

In October 2023, Gilead and Galapagos agreed to further amend the collaboration. Gilead and Galapagos agreed to terminate the existing 50/50 global development cost sharing arrangement, with Galapagos bearing the costs going forward, and to terminate Galapagos' obligation to pay tiered royalties to Gilead on net sales of Jyseleca® in Europe, in addition to other amendments.

Our Remuneration Policy

A revised remuneration policy will apply as from 1 January 2024, subject to its approval by the Shareholders' Meeting to be held on 30 April 2024. Such document is available on our website.

Remuneration Report

Introduction

At Galapagos, we are united around a single purpose: to transform patient outcomes through life-changing science and innovation to deliver more years of life and a better quality of life. We are committed to improving patients' lives worldwide by targeting diseases with high unmet needs. Our objectives are to develop best-in-class therapeutic options. Our R&D capabilities comprise multiple drug modalities, including small molecules and cell therapies. Our portfolio comprises discovery and development programs in immunology and oncology.

The objective of our Remuneration Policy is to attract, engage, and retain the diverse qualified and expert individuals that we need to pursue our strategic and operational objectives, whilst reinforcing our culture and sustainability ambitions for the benefit of patients, our people and planet. Our specific goals for remuneration are:

- to offer competitive opportunities for talented employees by benchmarking against appropriate peer groups;
- to incentivize exceptional and sustainable performance, aligned with corporate achievements;
- to provide differential rewards based on individual performance;
- to avoid differentiation on any grounds except for performance and other proper factors; and
- to reinforce an open, and equitable culture.

Galapagos' current Remuneration Policy was prepared in accordance with the Belgian Companies Code and approved by Galapagos' shareholders at the 2022 annual Shareholders' Meeting with 64.62% of shareholder votes. The policy became effective as from 1 January 2022 and continued to apply for the reporting year beginning on 1 January 2023. This Remuneration Report must be read together with the Remuneration Policy which, to the extent necessary, should be regarded as forming part of this Remuneration Report. The remuneration granted to the members of the Board and the Executive Committee with respect to financial year 2023 is in line with the Remuneration Policy unless otherwise stated.

Galapagos encourages an open and constructive dialogue with its shareholders to discuss its approach to governance, including remuneration, and to understand what they consider best practices. We have carefully considered the feedback received and have reviewed our remuneration practices. The results of these efforts have led to a greater level of detail in this Remuneration Report compared to prior years. In addition, a proposed, revised Remuneration Policy is being presented to Galapagos' shareholders at the 2024 annual Shareholders' Meeting which, if approved, will be effective from 1 January 2024. We are committed to continually reviewing and improving our Remuneration Policy and reporting practices.

Remuneration for the Board of Directors

Remuneration structure components

In accordance with our Remuneration Policy and the decision of the annual Shareholders' Meeting of 28 April 2020, the Board of Directors fee levels applicable for financial year 2023 were as set out in the table below. Note that the remuneration of the Directors does not include any variable remuneration or benefits, except for tax filing support in respect of Galapagos' remuneration.

Role	Annual cash fee level	Annual cash fee level to acquire GLPG shares ⁽¹⁾
Chair ⁽²⁾	€100,000	€100,000
Non-Executive Director	€50,000	€50,000
Committee Chair	€20,000	N/A
Committee member	€15,000	N/A

⁽¹⁾ The non-executive Directors receive a cash compensation equal to the amount of their fixed annual cash remuneration (not taking into account fees for Committee membership and Chairmanship) subject to the commitment by each non-executive Director to use the net portion (after taxation) of such cash remuneration to purchase shares of Galapagos in the open market within a set period of time after receipt of such cash remuneration. The shares that each Director so acquires must be held until at least one year after the Director leaves the Board of Directors and at least three years after the time of acquisition. This cash compensation constitutes the equivalent of the equity component of the members of the Board of Directors' remuneration, as recommended by section 7.6 of the 2020 Corporate Governance Code.

⁽²⁾ The Chair fees were not payable for financial year 2023, as the CEO is only remunerated for the performance of his executive functions as CEO and is not entitled to any additional remuneration for his mandates of Chair of the Board of Directors and Committee member.

2023 remuneration

In accordance with our Remuneration Policy and the decision of the annual Shareholders' Meeting of 28 April 2020, the effective remuneration of the members of the Board of Directors for the exercise of their mandate during the financial year ending 31 December 2023 is as set out in the following table:

Directors	Board of Directors				Audit Committee		Nomination Committee		Remuneration Committee		Science and Development Committee ⁽²⁾		TOTAL REMUNERATION
	Cash remuneration		Equity-based remuneration		Cash remuneration		Cash remuneration		Cash remuneration		Cash remuneration		
	Chair	Member	Cash granted to acquire GLPG shares ⁽¹⁾	Acquired GLPG shares ⁽¹⁾	Chair	Member	Chair	Member	Chair	Member	Chair	Member	
Stoffels IMC BV, permanently represented by Dr. Paul Stoffels ⁽³⁾	N/A		N/A					N/A					N/A
Dr. Rajesh Parekh ⁽⁴⁾	€22,253	€22,000	264			€4,389		€4,389					€53,031
Dr. Mary Kerr ⁽⁵⁾	€35,870	€36,000	441		€10,761								€82,631
Mr. Peter Guenter	€50,000	€50,000	644		€15,000								€115,000
Dr. Elisabeth Svanberg ⁽⁶⁾	€50,000	€50,000	635			€15,611		€15,611	€3,292		€4,239		€138,753
Mr. Jérôme Contamine	€50,000	€50,000	644	€20,000			€15,000	€15,000					€150,000
Dr. Dan Baker ⁽⁷⁾	€50,000	€50,000	635						€11,708	€5,652			€117,360
Mr. Daniel O'Day ⁽⁸⁾	N/A	N/A	N/A										N/A
Dr. Linda Higgins ⁽⁸⁾	N/A	N/A	N/A									N/A	N/A
Dr. Susanne Schaffert ⁽⁹⁾	€27,610	€28,000	360								€4,239		€59,849
Mr. Simon Sturge ⁽¹⁰⁾	€14,130	€14,000	180		€4,239								€32,369

⁽¹⁾ The company grants a gross amount equal to the respective Board member's annual cash remuneration, to use the net portion (after taxes) to acquire shares of Galapagos in the open market.

⁽²⁾ Established on 19 September 2023.

⁽³⁾ Chair of the Board of Directors as of 26 April 2022, Nomination Committee member as of 2 May 2022, and Science and Development Committee member as of 19 September 2023. As combined Chair/CEO, Stoffels IMC BV is only remunerated for its executive functions as CEO and does not receive any remuneration for its mandates as Chair of the Board of Directors or Committee member.

⁽⁴⁾ Director until 10 June 2023, Chair of the Nomination Committee and the Remuneration Committee until 20 March 2023.

⁽⁵⁾ Director and Audit Committee member until 18 September 2023.

⁽⁶⁾ Chair of the Nomination Committee and the Remuneration Committee as of 21 March 2023, Science and Development Committee member as of 19 September 2023.

⁽⁷⁾ Chair of the Science and Development Committee as of 19 September 2023.

⁽⁸⁾ Mr. O'Day and Dr. Higgins, both Gilead representatives, do not receive any remuneration for their mandate as members of the Board of Directors.

⁽⁹⁾ Director as of 12 June 2023, Science and Development Committee member as of 19 September 2023.

⁽¹⁰⁾ Director and Audit Committee member as of 19 September 2023.

Remuneration for Executive Committee members

Peer groups

A peer group and benchmarking exercise for Executive Committee roles was completed between late 2022 and early 2023 in light of our strategic transformation and revised R&D strategy, focused on immunology and oncology with the aim to transform patient outcomes through life-changing science and innovation. Galapagos is at a pivotal juncture resetting its strategic path and building an oncology franchise where attracting and retaining highly specialized expertise in an international labor market is essential to succeed.

Both European and U.S. peer groups were found appropriate given the talent pool for the Executive Committee extends to both Europe and the U.S., with the majority of our competitors based in the U.S. The peer groups listed below consist of publicly listed biotechnology and pharmaceutical companies, selected considering size, international growth ambitions and, to the extent possible, business model, lifecycle stage and therapeutic areas. These benchmarks support the Board, upon recommendation of the Remuneration Committee, in its decision-making, also taking into account Galapagos' strategic context and requirements, company performance, individual performance and skills as well as broader workforce considerations. The Remuneration Committee looks at each Executive Committee member's home market as the primary reference point with consideration also given the internal talent market in which they operate, have operated or could operate. The Remuneration Committee strives to take a balanced and responsible approach, in particular with long-term incentives where competitive practice on quantum and structure can vary significantly between the U.S. and elsewhere.

European peers	U.S. peers
Genmab A/S	United Therapeutics Corp
Argenx SE	Neurocrine Biosciences Inc
Jazz Pharmaceuticals PLC	Sarepta Therapeutics Inc
Ipsen SA	Exelixis Inc
Swedish Orphan Biovitrum AB	Ionis Pharmaceuticals Inc
Ascendis Pharma A/S	Vir Biotechnology Inc
Alkermes Plc	Amicus Therapeutics Inc
Idorsia Ltd	SAGE Therapeutics Inc
Immunocore Holdings PLC	Ligand Pharmaceuticals Inc
MorphoSys AG	Kymera Therapeutics Inc
Uniqure NV	Ironwood Pharmaceuticals Inc
	Agios Pharmaceuticals Inc
	Nektar Therapeutics
	FibroGen Inc

Finally, the BEL20 (the benchmark stock market index of Euronext Brussels) general industry peer group (excluding financial services companies) is considered to ensure there is an understanding of the local Belgian listed market given the location of our headquarters. However, given the international nature of our executive leadership and specific sector considerations, it is not the only reference to inform our pay policy.

2023 remuneration summary

In accordance with our Remuneration Policy, the remuneration of the members of the Executive Committee for the exercise of their mandate during the financial year ending 31 December 2023 was as set out in the following table:

Executive Committee	Fixed remuneration			Variable remuneration			TOTAL REMU- NERATION	Proportion of fixed and variable remuneration
	Base salary	Other components ⁽¹⁾	Pension	Annual bonus ⁽²⁾	Multi-year variable			
					Vested RSUs ⁽³⁾	Granted SRs ⁽⁴⁾		
Stoffels IMC BV, permanently represented by Dr. Paul Stoffels	€750,000	€0.00	€0.00	€506,250	€647,536	€67,500	€1,971,286	Fixed: 38% Variable: 62%
Other ExCom members ⁽⁵⁾	€1,605,839	€304,633	€208,804	€735,000	€2,127,645	€101,250	€5,083,171	Fixed: 42% Variable: 58%

⁽¹⁾ Other components are the value of the benefits and perquisites awarded, such as a company car, tax advisory services, and health and disability insurance.

⁽²⁾ The one-year variable is the annual cash bonus awarded to each Executive Committee member in respect of 2023 and paid in April 2024.

⁽³⁾ During financial year 2023, RSUs vested under RSU plans 2019.II, 2020.I, 2020.II, 2021.I, 2021.II, 2021.IV, 2022.I and 2022.II and pay-outs occurred accordingly.

⁽⁴⁾ The value of the subscription rights ("SRs") granted during the financial year 2023 is calculated by comparing the exercise price with the average share price of the share as quoted on Euronext Brussels and Amsterdam during the financial year 2023.

⁽⁵⁾ Pursuant to the applicable Belgian legislation for the one-tier governance system, we hereby disclose the remuneration of the other Executive Committee members on an aggregated basis. This includes remuneration paid to Bart Filius until 30 June 2023 and to Thad Huston as of 1 July 2023.

Fixed remuneration

Base salaries

Base salary is set to reflect responsibilities, relevant experience and competence, and market rates for equivalent positions. The Board, upon recommendation of the Remuneration Committee, decided that for the financial year 2023 each member of the Executive Committee received the base salary, identified individually for the CEO and in aggregate for other members of the Executive Committee in the total remuneration table above. In particular, the base salary for the CEO remained unchanged in 2023.

Pension and other components

In addition, the members of the Executive Committee are provided with various benefits in line with our Remuneration Policy such as a retirement plan, insurance programs (including life insurance, disability and health), company cars and the provision of certain tax services. The pension and other components of the remuneration of each Executive Committee member are summarized in the total remuneration table above.

Short-term variable remuneration

Upon recommendation of the Remuneration Committee, the Board of Directors determined an overall achievement of 90% (out of a maximum of 100%) against the 2023 corporate objectives. In arriving at this determination, the Board considered performance against objectives set (highlights of which are set out in the table below), management of unforeseen developments as well as achievements towards the long-

term strategic goals of Galapagos' transformation into a pure-play R&D biotechnology company, entering into the new therapeutic area of oncology with a streamlined organization set up for future growth. As part of this transformation, Galapagos' research and discovery capabilities and employees based in Romainville, France, were transferred to NovAliX, and the Company signed a Share and Asset Purchase Agreement with Alfasigma for the transfer of the Jyseleca® business. The latter transaction closed in January 2024. The Jyseleca® divestiture, streamlining of the operations and transitioning of Galapagos into a pure-play R&D biotechnology company were considered key value-drivers and accomplishments for the Company.

2023 Corporate Objectives (each equally weighted)

Corporate

Cash Burn

- Deliver on cash burn guidance announced in FY results

We remained disciplined in our spending and delivered on our cash burn guidance of €380-420 million for 2023 (full year 2023 cash burn: €415 million). We also laid the foundation for a sustainable and R&D focused capital allocation through the Jyseleca® divestiture and streamlining of the remaining organization.

Quality & compliance

- Being inspection ready related to file submission
- Maintaining active operating licences without critical observations
- Achieving training compliance targets
- No material weakness SOx

Quality and Compliance objectives were met across the board, as we continue to further strengthen our capabilities and systems.

People

- Hire and retain senior leadership capabilities in core therapeutic areas of oncology and immunology
- Support the growth in oncology per strategic workforce plan
- Set-up U.S. organization footprint including clinical development & regulatory capabilities

From a people perspective, we made good progress in staffing our oncology therapeutic area, attracting expertise talent. The expansion of our U.S. footprint proceeded as planned, which is an important step to attract future talent.

ESG

- Confirm the ESG strategy & start executing on this
- Prepare for regulatory requirements (CSRD)

We significantly ramped up our ESG activities by defining an overall ESG strategy for Galapagos together with an implementation plan. We are on track to meet regulatory requirements for the Corporate Sustainability Reporting Directive (EU).

Commercial

Maximize Jyseleca®

- €140-160 million net sales guidance
- Reliable supply

We successfully managed the supply of Jyseleca® to patients across Europe, and over 21,000 patients across Europe currently benefit from the drug.

However, Jyseleca® revenues did not meet expectations. This was driven mainly by a general JAKi class slowdown in the European market following the Article 20 label update. Full year 2023 Jyseleca® revenues came in at €112 million, below our original guidance and within the restated guidance at H1 2023 of €100-120 million.

As a consequence of the market dynamics, we took deliberate action to conduct a strategic review of Jyseleca® mid 2023 and pivoted to a divestiture of the business in H2 2023, with an agreement being signed before year-end and closing in January 2024 (see more under Business Development).

2023 Corporate Objectives
(each equally weighted)

Immunology

Advance our immunology portfolio

- Conduct multiple Phase 1/2 trials
- Conduct multiple discovery programs and deliver preclinical leads
- Advance CAR-T programs in immunology

We started recruitment into the DM and SLE Phase 2 trials with our TYK2 inhibitor GLPG3667 and are progressing both studies successfully .

While we have not yet nominated preclinical product candidates, we have several preclinical immunology programs running in discovery.

We decided not to advance our CAR-T program with GLPG5101 in rSLE (or other immunology indications) into the clinic.

Oncology

Build a pipeline of best-in-class oncology therapies

- Start CAR-T NHL & CLL expansion cohorts, start MM CAR-T Phase 1/2 trial in MM in Europe
- File INDs for CD19 and MM
- Regulatory progress for the oncology programs
- Build out point-of-care manufacturing network in EU
- Start-up & roll-out of US sites for point-of-care manufacturing network
- Initiate multiple other discovery programs and deliver preclinical leads

We progressed our Phase 1/2 CAR-T studies with GLPG5101 in NHL and with GLPG5201 in CLL/RT and reported encouraging preliminary safety and efficacy data at ASH in December. We also started a Phase 1/2 CAR-T study with GLPG5301 in MM. As a result, we now have three clinical studies running on our point-of-care manufacturing platform.

We made regulatory progress for our oncology programs. However, as the FDA requires that the data from the ongoing tech transfer to a first U.S. site are part of the filing package, we did not yet file the IND submissions in the U.S.

In 2023, we have been working on building out our point-of-care manufacturing network in Europe as well as the U.S. We currently have five centers open in three European countries (Belgium, The Netherlands, and France), and in 2023, we signed a contract with Landmark Bio out of Boston, our first U.S. site. We are in different stages of negotiations with a number of parties to open additional sites in the U.S. and in Europe.

While we have not yet nominated preclinical product candidates, we have multiple preclinical oncology programs running in Discovery, across modalities.

Business Development

Execute Business Development transactions

- Execute an acquisition (in-licensing or M&A), in line with Board-approved strategy

Accelerating innovation and building our pipeline through strategic partnerships and M&A remains our focus. Throughout 2023, multiple clinical stage assets were reviewed in detail, and as we remain selective, disciplined, and science-driven in our pursuit of transformational medicines with best-in-class potential, we have not executed on any.

Several research collaborations were set up to accelerate our early-stage pipeline.

We executed an agreement to transfer the entire Jyseleca® business to Alfasigma, including the European and UK Marketing Authorizations, and the commercial, medical affairs, and development activities for Jyseleca®, as well as 400 positions in 14 European countries. This transaction secured continued access to the product to over 21,000 patients in Europe. We move forward with a streamlined portfolio and enhanced focus, enabling more R&D investment.

The Board considered a 90% corporate funding level for 2023 achievements. This is applicable to the wider Galapagos workforce for the corporate component of their bonus funding. The Board considered this level of funding for the CEO, upon recommendation of the Remuneration Committee, and for the other Executive Committee members, upon proposal of the CEO, together with the individual performance of Executive Committee members, in order to determine the individual annual bonus outcomes for 2023 set out in the total remuneration table above. These 2023 annual bonuses will be paid in April 2024. In addition, a number of RSUs corresponding to these bonuses will be granted to the current members of the Executive Committee as part of a 2024 RSU grant. Please see the Section “Long-term variable remuneration” for more information on RSUs.

Long-term variable remuneration

The total remuneration table above under Section “2023 remuneration summary” sets forth the following:

- The value of the RSUs vested and paid out in 2023 for each member of the Executive Committee. During 2023, there were RSU vestings under eight different RSU plans: Plan 2019.II, Plan 2020.I, Plan 2020.II, Plan 2021.I, Plan 2021.II, Plan 2021.IV, Plan 2022.I, and Plan 2022.II. The pay-outs to the Executive Committee members occurred accordingly and the aggregate amounts are set forth in the total remuneration table above.
- The value of the subscription rights granted during the financial year 2023 calculated by comparing the exercise price with the average share price of the share as quoted on Euronext Brussels and Amsterdam during the financial year 2023.

In determining the annual equity awards made to Executive Committee members in the financial year 2023, the Board considered a number of factors, including company performance, individual performance and ability to drive future value creation in the context of the current business transformation, the overall retention value of past equity awards and competitive levels of equity compensation for similarly positioned executives based on analysis of data from our disclosed peer groups.

As a result, the following equity awards were made to Executive Committee members in financial year 2023:

- 325,000 Subscription rights under Subscription Right Plan 2023 BE, of which 50,000 were granted to the CEO
- 21,970 RSUs under Plan 2023.I, of which 9,695 were granted to the CEO
- 309,096 RSUs under Plan 2023.II, of which 129,276 were granted to the CEO

Further reference is made to the **Equity components of the remuneration section**, which contains, among others, a description of the 2023 grant of subscription rights and RSUs.

Further information on equity-based remuneration

Subscription rights awarded, exercised or expired

In 2023, we issued Subscription Right Plan 2023 BE for the benefit of Executive Committee members. The final number of accepted subscription rights was enacted by the notarial deeds of 8 May, 7 July and 28 August 2023. Under the plan, the subscription rights have a lifetime of eight years, an exercise price of €35.11 and €38.58, respectively, and vest only and fully on the first day of the fourth calendar year following the calendar year in which the grant was made. The subscription rights can in principle not be exercised prior to 1 January 2027. Good and bad leaver rules apply in the event of termination prior to the end of the vesting period.

As from 1 January 2020, Galapagos no longer grants any subscription rights to members of the Board of Directors, taking into account the stricter rules of the Belgian Companies Code and provision 7.6 of the 2020 Corporate Governance Code, which stipulates that non-executive Directors should not be entitled to receive stock options. Prior to 2020, members of the Board of Directors were granted subscription rights and hence the table below also contains disclosures for Board members.

The table below sets out further information in relation to subscription rights granted to the Executive Committee and, historically, the Board.

	Plan ⁽¹⁾	Grant date	Vesting period	Exercise period	Exercise price	Number of SRs outstanding per 31/12/2023	Number of SRs exercisable per 31/12/2023	SRs offered & accepted during 2023	SRs exercised during 2023	SRs expired in 2023
Directors⁽²⁾										
Dr. Rajesh Parekh	WP 2017	30/08/2017	36 months 1/36 per month	01/01/2021 – 16/05/2025	€80.57	15,000	15,000		0	0
	WP 2018	24/08/2018	36 months 1/36 per month	01/01/2022 – 18/04/2026	€79.88	15,000	15,000		0	0
	WP 2019	12/07/2019	36 months 1/36 per month	01/01/2023 – 10/04/2027	€95.11	15,000	15,000		0	0
Dr. Mary Kerr	WP 2017	30/08/2017	36 months 1/36 per month	01/01/2021 – 16/05/2025	€80.57	7,500	7,500		0	0
	WP 2018	24/08/2018	36 months 1/36 per month	01/01/2022 – 18/04/2026	€79.88	7,500	7,500		0	0
	WP 2019	12/07/2019	36 months 1/36 per month	01/01/2023 – 10/04/2027	€95.11	7,500	7,500		0	0
Mr. Peter Guenter	WP 2019	12/07/2019	36 months 1/36 per month	01/01/2023 – 10/04/2027	€95.11	7,500	7,500		0	0

Galapagos

CORPORATE GOVERNANCE

	Plan ⁽¹⁾	Grant date	Vesting period	Exercise period	Exercise price	Number of SRs out-standing per 31/12/2023	Number of SRs exer-cisable per 31/12/2023	SRs offered & accepted during 2023	SRs exercised during 2023	SRs expired in 2023
Executive Committee members										
Stoffels IMC BV, permanently represented by Dr. Paul Stoffels	SR Plan 2022 (B)	25/03/2022	100% 3rd year after year of grant 01/01/2026	01/01/2026 – 25/01/2030	€50.00	1,000,000	0		0	0
	SR Plan 2023 BE	08/05/2023	100% 3rd year after year of grant 01/01/2027	01/01/2027 – 05/05/2031	€35.11	50,000	0	50,000	0	0
Mr. Bart Filius	WP 2017	30/08/2017	100% 3rd year after year of grant 01/01/2021	01/01/2021 – 16/05/2025	€80.57	60,000	60,000		0	0
	WP 2018	24/08/2018	100% 3rd year after year of grant 01/01/2022	01/01/2022 – 18/04/2026	€79.88	80,000	80,000		0	0
	WP 2019	12/07/2019	100% 3rd year after year of grant 01/01/2023	01/01/2023 – 10/04/2027	€95.11	65,000	65,000		0	0
	SR Plan 2020	16/06/2020	100% 3rd year after year of grant 01/01/2024	01/01/2024 – 17/04/2028	€168.42	50,000	0		0	0
	SR Plan 2021 BE	02/07/2021	100% 3rd year after year of grant 01/01/2025	01/01/2025 – 30/04/2029	€64.76	50,000	0		0	0
	SR Plan 2022 BE	07/07/2022	100% 3rd year after year of grant 01/01/2026	01/01/2026 – 06/05/2030	€57.46	68,000	0		0	0
	WP 2017	16/07/2017	100% 3rd year after year of grant 01/01/2021	01/01/2021 – 16/05/2025	€80.57	60,000	60,000		0	0
Mr. Michele Manto	WP 2018	18/06/2018	100% 3rd year after year of grant 01/01/2022	01/01/2022 – 18/04/2026	€79.88	30,000	30,000		0	0
	WP 2019	12/07/2019	100% 3rd year after year of grant 01/01/2023	01/01/2023 – 10/04/2027	€95.11	40,000	40,000		0	0
	SR Plan 2020	16/06/2020	100% 3rd year after year of grant 01/01/2024	01/01/2024 – 17/04/2028	€168.42	30,000	0		0	0
	SR Plan 2021 BE	02/07/2021	100% 3rd year after year of grant 01/01/2025	01/01/2025 – 30/04/2029	€64.76	30,000	0		0	0
	SR Plan 2022 BE	07/07/2022	100% 3rd year after year of grant 01/01/2026	01/01/2026 – 06/05/2030	€57.46	24,000	0		0	0
	SR Plan 2023 BE	28/08/2023	100% 3rd year after year of grant 01/01/2027	01/01/2027 – 05/05/2031	€35.11	25,000	0	25,000	0	0

Galapagos

CORPORATE GOVERNANCE

	Plan ⁽¹⁾	Grant date	Vesting period	Exercise period	Exercise price	Number of SRs outstanding per 31/12/2023	Number of SRs exercisable per 31/12/2023	SRs offered & accepted during 2023	SRs exercised during 2023	SRs expired in 2023
Annelies Missotten	WP Plan 2018	18/06/2018	100% 3rd year after year of grant 01/01/2022	01/01/2022 – 18/04/2026	€79.88	26,000	26,000		0	0
	WP Plan 2019	12/07/2019	100% 3rd year after year of grant 01/01/2023	01/01/2023 – 10/04/2027	€95.11	20,000	20,000		0	0
	SR Plan 2020	16/06/2020	100% 3rd year after year of grant 01/01/2024	01/01/2024 – 17/04/2028	€168.42	15,000	0		0	0
	SR Plan 2021 BE	02/07/2022	100% 3rd year after year of grant 01/01/2025	01/01/2025 – 30/04/2029	€64.76	22,500	0		0	0
	SR Plan 2022 BE	07/07/2022	100% 3rd year after year of grant 01/01/2026	01/01/2026 – 06/05/2030	€57.46	18,000	0		0	0
	SR Plan 2023 BE	07/07/2023	100% 3rd year after year of grant 01/01/2027	01/01/2027 – 05/05/2031	€35.11	25,000	0	25,000	0	0
Valeria Cnossen	SR Plan 2022 BE	09/11/2022	100% 3rd year after year of grant 01/01/2026	01/01/2026 – 06/05/2030	€51.58	30,000	0		0	0
	SR Plan 2023 BE	28/08/2023	100% 3rd year after year of grant 01/01/2027	01/01/2027 – 05/05/2031	€35.11	25,000	0	25,000	0	0
Thad Huston	SR Plan 2023 BE	28/08/2023	100% 3rd year after year of grant 01/01/2027	01/01/2027 – 05/05/2031	€38.58	200,000	0	200,000	0	0

⁽¹⁾ Warrant Plan (WP) and Subscription Right Plan (SR Plan)

⁽²⁾ Dr. Dan Baker, Dr. Elisabeth Svanberg, Mr. Jérôme Contamine, Mr. Daniel O'Day, Dr. Linda Higgins, Dr. Susanne Schaffert and Mr. Simon Sturge do not have any subscription rights.

At the end of 2023, Stoffels IMC BV (permanently represented by Dr. Paul Stoffels) held 1,050,000 subscription rights, Mr. Michele Manto held 2,020 shares and 239,000 subscription rights, Ms. Annelies Missotten held 2,600 shares and 126,500 subscription rights, Ms. Valeria Cnossen held 55,000 subscription rights, and Mr. Thad Huston held 200,000 subscription rights.

RSUs offered to, vested or expired for the Executive Committee members

In 2023, the Executive Committee members, with the exception of Mr. Bart Filius, were offered new RSUs under 2023 RSU Annual Long-Term Incentive Plan and under the 2023 RSU Retention Plan, subject to acceptance. The members of the Executive Committee accepted all RSUs offered to them. The grant under the 2023 RSU Annual Long-Term Incentive Plan is the form under which the annual bonus for 2022 was paid (please refer to the Remuneration Report of 2022). Such RSU grant will vest in full three years after the offer date.

The grant under the 2023 RSU Retention Plan has a four-year vesting period, with 25% vesting each year and a first vesting date on 1 May 2024.

Each RSU represents the right to receive, at Galapagos' discretion, one Galapagos share or a payment in cash of an amount equivalent to the volume-weighted average price of the Galapagos share on Euronext Brussels over the 30-calendar day period preceding the relevant vesting date. However, in respect of Executive Committee members, any vesting prior to the third anniversary of the offer date will always give rise to a payment in cash rather than a delivery of shares as an incentive.

No RSUs expired during financial year 2023. The table below sets forth further information in relation to RSUs offered and accepted by each Executive Committee members and vested and paid out during 2023:

Executive Committee member	Plan	Offer date	Vesting period	Vesting date	Number of RSUs offered and accepted	RSUs vested during 2023	
Stoffels IMC BV, permanently represented by Dr. Paul Stoffels	Plan 2022.II	05/05/2022	Four-year vesting period	25%/year	01/05/2023	74,408	18,602
					01/05/2024		
		01/05/2025					
	100%	01/05/2026					
Plan 2023.I	08/05/2023	three years after offer date		08/05/2026	9,695	0	
Plan 2023.II	09/05/2023	Four-year vesting period	25%/year	01/05/2024	129,276	0	
				01/05/2025			
				01/05/2026			
				01/05/2027			

Galapagos

CORPORATE GOVERNANCE

Executive Committee member	Plan	Offer date	Vesting period	Vesting date	Number of RSUs offered and accepted	RSUs vested during 2023
Mr. Bart Filius ⁽¹⁾	Plan 2019.I	16/10/2019	100% three years after offer date	16/10/2022	5,000	0
	Plan 2019.II	16/10/2019	25%/year Four-year vesting period	01/05/2020	17,924	4,481
				01/05/2021		
	Plan 2019.III	16/10/2019	50% two years after offer date 50% three years after offer date	16/10/2021	16,922	0
				16/10/2022		
	Plan 2020.I	06/05/2020	100% three years after offer date	06/05/2023	1,452	1,452
	Plan 2020.II	06/05/2020	25%/year Four-year vesting period	01/05/2021	11,148	2,787
				01/05/2022		
	Plan 2021.I	05/05/2021	100% three years after offer date	01/05/2022	1,011	0
				01/05/2023		
	Plan 2021.IV	24/09/2021	25%/year Four-year vesting period	01/05/2024	61,719	15,429
				01/05/2025		
Plan 2022.I	03/05/2022	100% three years after offer date	03/05/2025	3,570	0	
Plan 2022.II	05/05/2022	25%/year Four-year vesting period	01/05/2023	57,872	14,468	
			01/05/2024			
Plan 2019.II	16/10/2019	25%/year Four-year vesting period	01/05/2021	5,121	1,280	
			01/05/2022			
Plan 2020.I	06/05/2020	100% three years after offer date	01/05/2023	612	612	
			06/05/2023			
Plan 2020.II	06/05/2020	25%/year Four-year vesting period	01/05/2021	5,308	1,327	
			01/05/2022			
Plan 2021.I	05/05/2021	100% three years after offer date	01/05/2023	835	0	
			01/05/2024			
Plan 2021.IV	24/09/2021	25%/year Four-year vesting period	01/05/2024	30,859	7,714	
			01/05/2025			
Plan 2022.I	03/05/2022	100% three years after offer date	03/05/2025	2,550	0	
Plan 2022.II	05/05/2022	25%/year Four-year vesting period	01/05/2023	24,804	6,201	
			01/05/2024			
Plan 2023.I	08/05/2023	100% three years after offer date	01/05/2025	4,720	0	
			01/05/2026			
Plan 2023.II	09/05/2023	25%/year Four-year vesting period	01/05/2026	43,092	0	
			01/05/2027			

Galapagos

CORPORATE GOVERNANCE

Executive Committee member	Plan	Offer date	Vesting period	Vesting date	Number of RSUs offered and accepted	RSUs vested during 2023	
Ms. Annelies Missotten	Plan 2019.II	16/10/2019	Four-year vesting period	25%/year	01/05/2020	1,536	384
					01/05/2021		
	Plan 2020.I	06/05/2020	Four-year vesting period	25%/year	01/05/2022	332	83
					01/05/2023		
	Plan 2020.II	06/05/2020	Four-year vesting period	25%/year	01/05/2024	956	239
					01/05/2021		
	Plan 2021.I	05/05/2021	Four-year vesting period	25%/year	01/05/2022	1,488	372
					01/05/2023		
	Plan 2021.II	06/05/2021	Four-year vesting period	25%/year	01/05/2024	2,708	677
					01/05/2025		
	Plan 2022.I	03/05/2022	Four-year vesting period	25%/year	01/05/2023	1,766	444
					01/05/2024		
Plan 2022.II	05/05/2022	Four-year vesting period	25%/year	01/05/2025	2,980	745	
				01/05/2026			
Plan 2023.I	08/05/2023	three years after offer date	100%	01/05/2024	3,246	0	
Plan 2023.II	09/05/2023	Four-year vesting period	25%/year	01/05/2026	43,092	0	
				01/05/2027			
Ms. Valeria Cnossen	Plan 2022.II	05/08/2022	Four-year vesting period	25%/year	01/05/2023	9,512	2,378
					01/05/2024		
	Plan 2023.I	08/05/2023	three years after offer date	100%	01/05/2025	4,309	0
Plan 2023.II	09/05/2023	Four-year vesting period	25%/year	01/05/2026	43,092	0	
				01/05/2027			
Mr. Thad Huston	Plan 2023.II	15/06/2023	Four-year vesting period	25%/year	01/05/2024	50,544	0
					01/05/2025		

⁽¹⁾ On the leaver date of Mr. Bart Filius, his outstanding RSUs became null and void, being 81,632 RSUs.

Similarly to previous years, in 2024, a number of RSUs corresponding to the 2023 annual bonuses will be granted to the current members of the Executive Committee as part of a 2024 RSU grant.

Evolution of remuneration and Company performance

The below table shows the annual change of remuneration of each Board member, the CEO and the other Executive Committee members (in aggregate), of the performance of the Company and of average remuneration on a full-time equivalent basis of Galapagos' employees, other than members of the Board and the Executive Committee, over the five most recent financial years.

Comparative table of remuneration and company performance									
	2023	% change	2022	% change	2021	% change	2020	% change	2019
Remuneration⁽¹⁾									
Executive Committee^{(2) (3)}									
Stoffels IMC BV, permanently represented by Dr. Stoffels ⁽⁴⁾	€1,256,250	40%	€900,000	N/A	N/A	N/A	N/A	N/A	N/A
	€1,971,286	34%	€1,470,000	N/A	N/A	N/A	N/A	N/A	N/A
Other Executive Committee members ⁽⁴⁾	€2,340,839	3%	€2,276,838	2%	€2,233,625	27%	€1,756,932	-80%	€8,980,561
	€4,569,734	-45%	€8,380,367	71%	€4,893,184	22%	€3,995,216	-73%	€14,609,054
Board of Directors^{(5) (6)}									
Dr. Rajesh Parekh ⁽⁷⁾	€31,031	-69%	€99,643	-17%	€120,000	0%	€120,000	33%	€90,000
	€53,031	-68%	€165,643	-25%	€220,000	0%	€220,000	-62%	€577,950
Dr. Mary Kerr ⁽⁸⁾	€46,631	-28%	€65,000	0%	€65,000	0%	€65,000	44%	€45,000
	€82,631	-28%	€115,000	0%	€115,000	0%	€115,000	-60%	€288,975
Mr. Peter Guenter ⁽⁹⁾	€65,000	0%	€65,000	0%	€65,000	0%	€65,000	117%	€30,000
	€115,000	0%	€115,000	0%	€115,000	0%	€115,000	-58%	€273,975
Dr. Elisabeth Svanberg ⁽¹⁰⁾	€88,753	37%	€65,000	0%	€65,000	47%	€44,164	N/A	N/A
	€138,753	21%	€115,000	0%	€115,000	47%	€77,999	N/A	N/A
Mr. Jérôme Contamine ⁽¹¹⁾	€100,000	47%	€68,131	N/A	N/A	N/A	N/A	N/A	N/A
	€150,000	47%	€102,131	N/A	N/A	N/A	N/A	N/A	N/A
Dr. Dan Baker ⁽¹²⁾	€67,360	98%	€34,066	N/A	N/A	N/A	N/A	N/A	N/A
	€117,360	72%	€68,066	N/A	N/A	N/A	N/A	N/A	N/A
Dr. Susanne Schaffert ⁽¹³⁾	€31,849	N/A	N/A	N/A	N/A	N/A	N/A	N/A	N/A
	€59,849	N/A	N/A	N/A	N/A	N/A	N/A	N/A	N/A
Mr. Simon Sturge ⁽¹⁴⁾	€18,369	N/A	N/A	N/A	N/A	N/A	N/A	N/A	N/A
	€32,369	N/A	N/A	N/A	N/A	N/A	N/A	N/A	N/A

Galapagos

CORPORATE GOVERNANCE

Comparative table of remuneration and company performance

Company performance

Financial KPIs (thousand of €, except for the stock price and number of employees)

Operational Cash burn (-)/operational cash flow	-414,824	-19%	-513,774	-9%	-564,840	9%	-517,400	-116%	3,162,804
R&D expenditure ⁽¹⁵⁾	431,471	-16%	515,083	5%	491,707	-7%	531,354	24%	427,320
Cash position on 31 Dec ⁽¹⁶⁾	3,684,508	-10%	4,094,062	-13%	4,703,177	-9%	5,169,349	-11%	5,780,832
# of employees on 31 Dec ⁽¹⁷⁾	1,123	-16%	1,338	2%	1,309	-12%	1,489	48%	1,003
Stock price performance (Last trading day FY)	36.99	-11%	41.35	-16%	49.22	-39%	80.48	-57%	186.50

Average remuneration of employees on FTE basis

Employees of the Group ⁽¹⁸⁾	€125,919.59	2%	€123,958.47	21%	€102,471.00	-2%	€104,290.00	4%	€100,682.00
--	-------------	----	-------------	-----	-------------	-----	-------------	----	-------------

- ⁽¹⁾ The remuneration overview contains for the CEO, other Executive Committee members, and Directors two separate rows, whereby the first row sets out their cash remuneration, being the annual base salary, cash bonus, and (if any) exceptional bonus, to enable the comparison with the average remuneration of employees on FTE basis, and the second row sets out their total remuneration, including equity-related remuneration such as granted SRs and vested RSUs.
- ⁽²⁾ The first row shows the cash remuneration of the CEO and the other Executive Committee members, being the annual base salary, cash bonus, and (if any) exceptional bonus.
- ⁽³⁾ The second row shows the total remuneration of the CEO and the other Executive Committee members, including equity-based remuneration such as RSUs vested and subscription rights granted during the year. The value of the subscription rights awarded during the financial year is calculated by comparing the exercise price of the subscription right plan with the average share price as quoted on Euronext Brussels and Amsterdam during the respective financial year. For example, for financial year 2023 the exercise price of the Subscription Right Plan 2023 BE is compared with the average share price as quoted on Euronext Brussels and Amsterdam during the financial year 2023.
- ⁽⁴⁾ The other Executive Committee members during financial year 2023 are Mr. Bart Filius (until 30 June 2023), Mr. Thad Huston (as of 1 July 2023), Mr. Michele Manto, Ms. Annelies Missotten, and Ms. Valeria Cnossen. Their remuneration over the five year period is included under the "Other Executive Committee members."
- ⁽⁵⁾ The first row shows the total cash remuneration of each member of the Board of Directors, being the Board fees. This table excludes the Chair, Stoffels IMC BV, who is not remunerated for its mandate as Chair of the Board of Directors or any Committee mandate, and Daniel O'Day and Linda Higgins, the Gilead Board representatives which are not remunerated for their Board or Committee mandates.
- ⁽⁶⁾ The second row shows the total remuneration of each member of the Board of Directors, including equity-based remuneration such as subscription rights granted during the year. As from 1 January 2020, Galapagos no longer grants any subscription rights to members of the Board of Directors.
- ⁽⁷⁾ Director until 10 June 2023.
- ⁽⁸⁾ Director until 18 September 2023.
- ⁽⁹⁾ Director as of 30 April 2019.
- ⁽¹⁰⁾ Director as of 28 April 2020.
- ⁽¹¹⁾ Director as of 26 April 2022.
- ⁽¹²⁾ Director as of 26 April 2022.
- ⁽¹³⁾ Director as of 12 June 2023.
- ⁽¹⁴⁾ Director as of 19 September 2023.
- ⁽¹⁵⁾ R&D expenditure presented on this line reflects the total Group related expenditure including the Jyseleca business transferred to Alfasigma on 31 January 2024 presented as discontinued operations in our 2023 consolidated financial statements, and prior to financial year 2021 also including Fidelta, our fee-for-service business sold to Selvita on 4 January 2021, classified as discontinued operations in our 2020 consolidated financial statements.
- ⁽¹⁶⁾ Cash position on 31 December 2023 included €7 thousands of cash held in subsidiaries transferred to Alfasigma on 31 January 2024 and classified as assets held for sale in our 2023 consolidated financial statements. Cash position on 31 December 2020 included €7,884 thousands of cash held in Fidelta and classified as assets held for sale in our 2020 consolidated financial statements.
- ⁽¹⁷⁾ The number of employees per 31 December 2023 includes employees and insourced personnel (external contractors). At 31 December 2023, the number of employees included 390 employees transferred to Alfasigma on 31 January 2024. At 31 December 2020, the number of employees included 185 employees of our fee for service activity Fidelta, which was sold to Selvita on 4 January 2021.
- ⁽¹⁸⁾ The average remuneration of employees is calculated on FTE basis, excluding trainees and internships, for employees employed for the full applicable financial year. It takes into account the employees' base salary, annual cash bonus and (if any) exceptional cash bonus during the respective financial year. During 2019, all Galapagos' employees received an exceptional bonus as a result of the Gilead transaction. Annual cash bonuses are included in the year upon which performance is based and not in the year in which they are paid. Due to the timing of the 2023 year-end process, the actual annual figures for employees had not been finalized by the date of this report. Therefore, 2023 annual bonus figures represent target figures multiplied by the applicable approved organizational bonus funding scores, being the company's best estimate of actual bonus outcomes.

Ratio between the highest and lowest remuneration

The ratio between the highest and lowest remuneration at Galapagos during financial year 2023 is: 29:1.

The ratio is calculated on the basis of the lowest FTE pay per 31 December 2023, excluding trainees and internships. The remuneration which has been taken into account in this exercise includes the annual base salary, annual cash bonus and (if any) exceptional bonus; annual cash bonus is included in the year upon which performance is based and not in the year in which it is paid. Due to the timing of the 2023 year-end process, the actual annual bonus figures for employees below the Executive Committee level had not been finalized by the date of this report. Therefore, target figures for these employees were used, multiplied by the applicable approved organizational bonus funding scores, being the Company's best estimate of 2023 actual bonus outcomes.

Minimum share ownership

From the financial year 2020, our Remuneration Policy has set a minimum threshold of shares to be held at any time by the CEO to be equivalent to one year of the CEO's annual base salary and by the other members of the Executive Committee to be equivalent to six months of the relevant Executive Committee member's annual base salary. Thresholds are re-calculated on an annual basis and need to be reached within four years. At this stage all Executive Committee members (in office since 2022 and 2023 respectively) are building their shareholding.

Contractual provisions regarding compensation for severance for Executive Committee members

In 2023, all Executive Committee members have provided their services under agreements with the Galapagos Group, with a notice period, or indemnity in lieu of notice period, of nine months for the CEO and six months for the other Executive Committee members. The agreements do not provide for severance payments. In the event of termination, Galapagos may enter into non-competition undertakings with the CEO and the other Executive Committee members providing for non-competition indemnities. In the event their contract with the group is terminated as a result of a change of control of Galapagos, the CEO and the other Executive Committee members would be entitled to the immediate vesting of subscription rights and severance compensation of (i) 12 months' base salary for the CEO and (ii) nine months' base salary for the other Executive Committee members.

Severance payments

On 2 May 2023, Galapagos announced the departure of Mr. Bart Filius, President, COO and CFO and Executive Committee member per 30 June 2023. Upon substantiated recommendation of the Remuneration Committee, the Board approved a termination compensation of €1,650,000, consisting of compensation for a non-compete obligation for 12 months in an amount of €545,000, and a termination amount of €1,105,000 taking into account loss of 2023 bonus and loss of unvested RSUs. Effective 1 July 2023, Mr. Filius was no longer a member of the Executive Committee. He exercised an advisory role until 31 December 2023, for a total consultancy fee of €330,000. The Board determined this arrangement would best serve the interests of Galapagos, in particular given the critical role played by the outgoing President, COO and CFO in onboarding the then new CEO as well as remaining with Galapagos to support business continuity as a successor was found. Mr. Bart Filius was not eligible for any equity grants (RSUs and subscription rights) in 2023. He qualifies as a good leaver under the terms and conditions of the relevant subscription right plans and this is not part of his termination package.

On 2 January 2024, Galapagos announced the departure of Mr. Michele Manto, CCO and Executive Committee member per 31 December 2023. No termination compensation was awarded. From 1 January 2024 until 31 May 2024, Mr. Manto will execute an advisory role to support the Jyseleca® transition to Alfasiigma, for which he will receive a total fee of €191,900 and remain entitled to RSU pay-outs during this period. Mr. Manto will be entitled to his annual cash bonus for 2023, but will not be eligible for any equity grants (RSUs and subscription rights) in 2024. He qualifies as a good leaver under the terms and conditions of the relevant subscription right plans.

Claw-back and malus

As from financial year 2020, contractual provisions apply to each member of the Executive Committee to ensure that Galapagos has the right to have each Executive Committee member forfeit any unvested RSUs, deferred portions of previous cash bonuses or unvested subscription rights in the event of a restatement of the financial statements that has a material negative effect on Galapagos or a material breach of our Code of Conduct. In addition, from 1 December 2023, clawback undertakings have been in place to comply with the new SEC rules to recover erroneously awarded incentive-based compensation if Galapagos is required to prepare an accounting restatement due to material non-compliance with any financial reporting requirement.

During the financial year 2023 no claw-back events occurred.

The RSU and subscription right plans also contain bad leaver provisions that can result in forfeiture of any unvested RSU and/or subscription right grants in case the beneficiary leaves Galapagos prior to the relevant vesting date.

Deviations from the Remuneration Policy

Galapagos' Remuneration Policy sets out that the Board may decide to deviate from any items of the policy if necessary to serve the long-term interests and sustainability of Galapagos. Any such deviation must be discussed at the Remuneration Committee, which will provide a substantiated recommendation to the Board.

During the financial year 2023, the Board decided to deviate from the Remuneration Policy, considering exceptional circumstances and upon substantiated recommendation of the Remuneration Committee, with the intention of serving the long-term interests and sustainability of Galapagos and in view of a successful and thorough implementation of the leadership transition whilst guaranteeing continuity, on one occasion:

- As indicated above, on 2 May 2023, a termination package for Mr. Bart Filius was approved, being a termination compensation of €1,650,000, including compensation for a non-compete obligation for 12 months. This total termination package did not exceed his total annual remuneration for the financial year 2022. As a result, no shareholder approval for Mr. Filius' termination package is required in accordance with Belgian law.

Conflict of interests and related parties

We consider that Gilead became a related party of Galapagos NV in 2019 because of (i) Gilead's then 25.84% shareholding (25.35% on 31 December 2023) in Galapagos NV, and (ii) the fact that Gilead is entitled to propose two candidates to be appointed to the Board of Directors of Galapagos NV under the share subscription agreement dated 14 July 2019, as amended.

On 30 October 2023, we entered into a related party transaction with Gilead within the meaning of article 7:97 of the Belgian Companies Code, by agreeing to further amend the collaboration agreement. Gilead and Galapagos agreed to terminate the existing 50/50 global development cost sharing arrangement, with Galapagos bearing the costs going forward, and to terminate Galapagos' obligation to pay tiered royalties to Gilead on net sales of Jyseleca® in Europe, in addition to other amendments.

The Board of Directors applied the related party transaction approval procedure as set forth in article 7:97 of the Belgian Companies Code. Within the context of this procedure, a committee of three independent members of the Board of Directors of Galapagos (the "Committee") issued an advice to the Board of Directors in which the Committee assessed the amended terms of the collaboration agreement. In its advice to the Board of Directors, the Committee concluded the following: *"The Committee believes that, under the circumstances, the proposed amendments to the filgotinib collaboration between Gilead and Galapagos are reasonable and fair from the point of view of Galapagos and its shareholders, and in line with the strategy of the Company. The proposed amendments offer an important opportunity to have autonomy on development and commercial activities in Europe in its ongoing collaboration with Gilead. The proposed amendments also come with a number of challenges and risks, but these are not unreasonable and can be managed going forward. The Committee therefore believes that the proposed amendments to the collaboration with Gilead in relation to filgotinib are in the interest of Galapagos, and in any event not manifestly abusive. In view hereof, the Committee issues a favourable and unqualified opinion to the Board of Directors of Galapagos."* The Board of Directors did not deviate from the Committee's advice.

The assessment by the Statutory Auditor of Galapagos of the advice of the Committee and the minutes of the Board of Directors is as follows: *"Based on our assessment, nothing has come to our attention that causes us to believe that the financial and accounting data reported in the advice of the Ad hoc committee of the independent members of the Board of Directors dated 30 October 2023 and in the minutes of the Board of Directors dated 30 October 2023, which justify the proposed transaction, are not consistent, in all material respects, compared to the information we possess in the context of our assignment."*

A more detailed explanation of some of our transactions with Gilead can be found in the section titled **Agreements with major Galapagos NV shareholders**. We further refer to **note 32**.

In the event of a transaction where a member of the Board of Directors has a conflict of interests within the meaning of article 7:96 of the Belgian Companies Code, such Board member shall notify the Board of Directors in advance of the respective conflict, and will act in accordance with the relevant rules as set out in the Belgian Companies Code.

Pursuant to our Corporate Governance Charter, if a member of the Executive Committee has a direct or indirect interest of a monetary nature that conflicts with the interests of the Company in respect of a decision or an act falling within the scope of the responsibilities of the Executive Committee, the Executive Committee shall refrain from making any decision. The Executive Committee shall instead escalate the matter to the Board of Directors. The Board of Directors shall decide whether or not to approve such decision or act, and shall apply the conflict of interests procedure set out in article 7:96 of the Belgian Companies Code. In the event a conflict of interest exists within the Executive Committee that falls outside of the scope of article 7:96 of the Belgian Companies Code, the existence of such conflict shall be reported by the relevant Executive Committee member, its existence shall be included in the minutes (but shall not be published) and the relevant Executive Committee member shall not vote on the matter.

In addition to the above, the Company's Corporate Governance Charter and Related Person Transaction Policy contain certain procedures for transactions between Galapagos NV (including its affiliated and associated companies within the meaning of articles 1:20 and 1:21 of the Belgian Companies Code) and its Board members, Executive Committee members, major shareholders, or any of their immediate family members and affiliates. Without prejudice to the procedures as set out in the applicable laws, these policies provide (among others) that all transactions between Galapagos NV (including its affiliated and associated companies within the meaning of articles 1:20 and 1:21 of the Belgian Companies Code) and any of its Board members or Executive Committee members, need the approval of the Audit Committee and the Board of Directors, which approval can only be provided for transactions at arm's length. Moreover, conflicts of interests, even if they are not a conflict of interests within the meaning of article 7:96 of the Belgian Companies Code, are enacted in the Board of Directors' meeting minutes (but shall not be published), and the relevant Board member cannot participate in the deliberation or voting on the concerned item on the agenda.

In 2023, the following conflicts of interests between Galapagos NV and a Director within the meaning of article 7:96 of the Belgian Companies Code were noted:

- In a meeting of the Board of Directors held on 20 February 2023, the following was reported in connection with the proposed compensation of the CEO (cash bonus and RSUs): *the Chair informed the Board of Directors of a conflict of interest, concerning the proposed compensation of the CEO. The Board considered that said compensation was a justified reward for the results achieved by the CEO in 2022. The Board shared the opinion of the Remuneration Committee that the proposed compensation is justified and reasonable. The Chair did not take part in the deliberation and vote concerning this decision.*

- In a meeting of the Board of Directors held on 2 May 2023, the following was reported in accordance with article 7:96 of the Belgian Companies Code in connection with the proposed grants of subscription rights and RSUs to the CEO under the 2023 plans: *the Chair informed the Board of Directors of a conflict of interest, concerning the proposed grants of subscription rights and RSUs to the CEO under the 2023 plans. The Board considered that said compensation was a justified reward for the results achieved by the CEO in 2022, in line with the contractual arrangement with the CEO executed in 2022 and with the Company's Remuneration Policy. Furthermore, the Board deemed the proposed grants to be an important tool in the retention of Stoffels IMC BV as CEO of the Company and considered that these grants have no material impact on the financial position of the Company. The Board shared the opinion of the Remuneration Committee that the proposed compensation is justified and reasonable. The Chair did not take part in the deliberation and the vote concerning this decision.*
- In a meeting of the Board of Directors held on 5 May 2023, the following was reported in accordance with article 7:96 of the Belgian Companies Code in connection with the proposed issuance of the 2023 subscription right plans: *The CEO and also Chair of the Board of Directors, Stoffels IMC BV, reported prior to this meeting that he had a conflict of interest within the meaning of article 7:96 of the Belgian Companies Code in connection with the issuance of the number of subscription rights under the Subscription Right Plan 2023 BE, Subscription Right Plan 2023 RMV, and Subscription Right Plan 2023 ROW, for the benefit of employees of the Company and its subsidiaries, with cancellation of the preferential subscription right of the existing shareholders in the framework of the issuance of these subscription rights and the related possible future capital increase, as the CEO will be a beneficiary under Subscription Right Plan 2023 BE. The Board of Directors, upon the recommendation of the Remuneration Committee, is of the opinion that the proposed agenda items and the proposed grant of subscription rights to the CEO are consistent with the Company's Remuneration Policy and are justified and reasonable. The nature of the proposed decision and the financial impact on the Company are described in more detail in the above-mentioned special report of the Board of Directors. In accordance with the procedure provided for in article 7:96 of the Belgian Companies Code, the CEO and also Chair of the Board of Directors, Stoffels IMC BV, does not attend this meeting and will not take part in the deliberation and the vote.*
- In a meeting of the Board of Directors held on 30 October 2023, the following was reported in accordance with article 7:96 of the Belgian Companies Code in connection with the proposed amendment to the Galapagos-Gilead filgotinib agreement: *The Chair reported that, prior to this meeting, Daniel O'Day and Dr. Linda Higgins had informed him that, since they are representatives of Gilead, they might have a conflict of interest in relation to the resolutions to be passed by the Board of Directors in relation to this agenda topic. Accordingly, Daniel and Linda had recused themselves for this part of the meeting, and did not take part in the deliberation and resolutions in relation to this agenda topic.*

Code of Conduct

We have established a Code of Conduct to ensure that our members of the Board of Directors and Executive Committee and employees are making ethical and compliant decisions and acting with integrity, ethics and respect for human rights when conducting Galapagos' business and performing their day-to-day duties. We expect any conflicts of interest to be addressed appropriately, and corruption and fraud prevented. To this end, we give various trainings, including on our Code of Conduct to all our employees and consultants. This year, 94% of our employees completed the Code of Conduct training and we measure against all employees, including those that may be on long term leave or ill.

Our Code of Conduct is available on our website (www.glp.com).

At the beginning of 2023, we made some updates to our Code of Conduct to ensure that it continues to reflect who we are as an organization, including an explicit applicability of our Code of Conduct to our suppliers and business partners and more ESG related provisions.

One breach of our Code of Conduct was escalated to the Audit Committee in 2023. Appropriate measures were taken to address this breach.

Statement by the Board of Directors

The Board of Directors of Galapagos NV, represented by all its members, declares that, as far as it is aware, the non-consolidated and consolidated financial statements, both prepared in conformity with the applicable standards for financial statements, give a true and fair view of the equity, the financial position, and the results of Galapagos NV and the companies included in the consolidation as of 31 December 2023.

The Board of Directors of Galapagos NV, represented by all its members, further declares that, as far as it is aware, this annual report related to the financial year ended on 31 December 2023, gives a true and fair view of the development, the results, and the position of Galapagos NV and the companies included in the consolidation, as well a description of the most important risks and uncertainties with which Galapagos NV and the companies included in the consolidation are confronted.

The Board of Directors of Galapagos NV will submit proposed resolutions to its shareholders at its Annual Shareholders' Meeting (to be held on 30 April 2024) to approve the non-consolidated annual accounts of the Company for the financial year ended on 31 December 2023 (including the allocation of the annual result as proposed by the Board of Directors), and to release from liability, by separate vote, the members of the Board of Directors, each of the former Directors who was in office during the financial year ended on 31 December 2023, and the statutory auditor for the performance of their respective mandates during the financial year ended on 31 December 2023.

Mechelen, 26 March 2024

On behalf of the Board of Directors

Jérôme Contamine

Chair of the Audit Committee and member of the Board of Directors

Stoffels IMC BV

permanently represented by Dr. Paul Stoffels Chair
of the Board of Directors

Financial statements

2023 consolidated and non-consolidated
financial statements

Pioneering science to
transform patient outcomes

Consolidated financial statements

Consolidated statements of income and comprehensive income/loss (-)

Consolidated income statement

(thousands of €, except per share data)	Year ended 31 December		Notes
	2023	2022(*)	
Collaboration revenues	239,724	241,249	7
Total net revenues	239,724	241,249	
Research and development expenditure	(241,294)	(269,797)	8
Sales and marketing expenses	(5,676)	(3,480)	8
General and administrative expenses	(128,289)	(135,155)	8
Other operating income	47,272	36,127	8
Operating loss	(88,263)	(131,056)	
Fair value adjustments and net currency exchange differences	16,252	51,498	10
Other financial income	80,249	18,563	10
Other financial expenses	(2,613)	(9,854)	10
Profit/loss (-) before tax	5,625	(70,849)	
Income taxes	(9,613)	(572)	11
Net loss from continuing operations	(3,988)	(71,421)	
Net profit/loss (-) from discontinued operations, net of tax	215,685	(146,570)	5
Net profit/loss (-)	211,697	(217,991)	
Net profit/loss (-) attributable to:			
Owners of the parent	211,697	(217,991)	
Basic and diluted earnings/loss (-) per share	3.21	(3.32)	12
Basic and diluted loss per share from continuing operations	(0.06)	(1.09)	

(*) The 2022 comparative has been restated to reflect the impact of classifying the Jyseleca® business as discontinued operations in 2023.

The accompanying **notes** form an integral part of these financial statements.

Consolidated statement of comprehensive income / loss (-)

(thousands of €)	Year ended 31 December		Notes
	2023	2022(*)	
Net profit/loss (-)	211,697	(217,991)	
Items that will not be reclassified subsequently to profit or loss:			
Re-measurement of defined benefit obligation	(1,037)	5,324	
Items that may be reclassified subsequently to profit or loss:			
Translation differences, arisen from translating foreign activities	392	129	
Other comprehensive income/loss (-), net of income tax	(645)	5,453	
Total comprehensive income/loss (-) attributable to:			
Owners of the parent	211,052	(212,538)	
Total comprehensive income/loss (-) attributable to owners of the parent arises from:			
Continuing operations	(4,564)	(65,953)	
Discontinued operations	215,616	(146,586)	
Total comprehensive income/loss (-), net of income tax	211,052	(212,538)	

(*) The 2022 comparative has been restated to reflect the impact of classifying the Jyseleca® business as discontinued operations in 2023.

The accompanying **notes** form an integral part of these financial statements.

Consolidated statements of financial position

(thousands of €)	31 December		Notes
	2023	2022	
Assets			
Goodwill	69,557	69,813	13
Intangible assets other than goodwill	127,906	146,354	14
Property, plant and equipment	126,321	154,252	15
Deferred tax assets	1,126	1,363	23
Non-current R&D incentives receivables	141,252	119,941	17
Other non-current assets	29,645	5,778	16
Non-current assets	495,807	497,501	
Inventories	73,978	52,925	18
Trade and other receivables	28,449	40,429	19
Current R&D incentives receivables	37,436	26,126	17
Current financial investments	3,517,698	3,585,945	20
Cash and cash equivalents	166,803	508,117	21
Other current assets	15,140	23,307	19
Current assets from continuing operations	3,839,504	4,236,850	
Assets in disposal group classified as held for sale	22,085	-	5
Total current assets	3,861,589	4,236,850	
Total assets	4,357,396	4,734,351	
Equity and liabilities			
Share capital	293,937	293,604	22
Share premium account	2,736,994	2,735,557	22
Other reserves	(5,890)	(4,853)	
Translation differences	(1,201)	(1,593)	
Accumulated losses	(228,274)	(496,689)	
Total equity	2,795,566	2,526,026	
Retirement benefit liabilities	2,293	5,540	
Deferred tax liabilities	23,607	20,148	23
Non-current lease liabilities	4,944	14,692	24
Other non-current liabilities	31,570	21,808	25
Non-current deferred income	1,071,193	1,623,599	26
Non-current liabilities	1,133,607	1,685,787	
Current lease liabilities	4,652	7,209	24
Trade and other liabilities	135,201	148,675	25
Current tax payable	56	1,022	
Current deferred income	256,270	365,631	26
Current liabilities from continuing operations	396,179	522,538	
Liabilities directly associated with assets in disposal group classified as held for sale	32,044	-	5
Total current liabilities	428,223	522,538	
Total liabilities	1,561,830	2,208,325	
Total equity and liabilities	4,357,396	4,734,351	

The accompanying **notes** form an integral part of these financial statements.

Consolidated cash flow statements

(thousands of €)	2023	2022	Notes
Net profit/loss (-) of the year	211,697	(217,991)	
Adjustment for non-cash transactions	99,291	117,296	29
Adjustment for items to disclose separately under operating cash flow	(65,763)	(4,533)	29
Adjustment for items to disclose under investing and financing cash flows	(16,688)	(3,789)	29
Change in working capital other than deferred income	(31,373)	32,313	29
Cash used for other liabilities related to the acquisition of subsidiaries	-	(28,164)	27
Decrease in deferred income	(661,062)	(383,618)	26
Cash used in operations	(463,898)	(488,487)	
Interest paid	(3,809)	(12,463)	
Interest received	69,907	4,839	
Corporate taxes paid	(8,170)	(4,433)	
Net cash flow used in operating activities	(405,970)	(500,544)	
Purchase of property, plant and equipment	(18,706)	(27,389)	15
Purchase of and expenditure in intangible fixed assets	(567)	(9,558)	14
Proceeds from disposal of property, plant and equipment	2,426	739	15
Purchase of current financial investments	(3,390,178)	(2,728,634)	20
Investment income received related to current financial investments	14,765	2,996	20
Sale of current financial investments	3,484,411	1,641,602	20
Cash out from acquisition of subsidiaries, net of cash acquired	(7,000)	(115,270)	27
Cash advances and loans to third parties	-	(10,000)	27
Acquisition of financial assets held at fair value through profit or loss	(13,965)	-	16
Net cash flow generated from/used (-) in investing activities	71,186	(1,245,514)	
Payment of lease liabilities	(6,771)	(8,182)	24
Proceeds from capital and share premium increases from exercise of subscription rights	1,770	6,695	22
Net cash flow used in financing activities	(5,001)	(1,487)	
Decrease in cash and cash equivalents	(339,785)	(1,747,545)	
Cash and cash equivalents at beginning of year	508,117	2,233,368	21
Decrease in cash and cash equivalents	(339,785)	(1,747,545)	
Effect of exchange rate differences on cash and cash equivalents	(1,522)	22,293	
Cash and cash equivalents at end of the year	166,810	508,117	21

The accompanying **notes** form an integral part of these financial statements.

Consolidated statements of changes in equity

(thousands of €)	Share capital	Share premium account	Translation differences	Other reserves	Accumul. losses	Total
On 1 January 2022	292,075	2,730,391	(1,722)	(10,177)	(367,205)	2,643,362
Net loss					(217,991)	(217,991)
Other comprehensive income			129	5,324		5,453
Total comprehensive income/ loss (-)			129	5,324	(217,991)	(212,538)
Share-based compensation					88,506	88,506
Exercise of subscription rights	1,530	5,166				6,695
On 31 December 2022	293,604	2,735,557	(1,593)	(4,853)	(496,689)	2,526,026
On 1 January 2023	293,604	2,735,557	(1,593)	(4,853)	(496,689)	2,526,026
Net profit					211,697	211,697
Other comprehensive income/ loss (-)			392	(1,037)		(645)
Total comprehensive income/ loss (-)			392	(1,037)	211,697	211,052
Share-based compensation					56,718	56,718
Exercise of subscription rights	333	1,437				1,770
On 31 December 2023	293,937	2,736,994	(1,201)	(5,890)	(228,274)	2,795,566

The accompanying **notes** form an integral part of these financial statements.

Notes to the consolidated financial statements

1. General information

Galapagos NV is a limited liability company incorporated in Belgium and has its registered office at Generaal De Wittelaan L11 A3, 2800 Mechelen, Belgium. In the notes to the consolidated financial statements, references to “we”, “us,” “the group” or “Galapagos” include Galapagos NV together with its subsidiaries. We refer to **note 33** for a list of consolidated companies.

We are a global biotechnology company with operations in Europe and the US dedicated to developing medicines focusing on oncology and immunology.

The components of the result presented in the financial statements include the results of the companies mentioned in **note 33 Consolidated companies** as of 31 December 2023.

Our operations had 1,123 employees on 31 December 2023 (as compared to 1,338 employees on 31 December 2022) mainly working in our operating facilities in Mechelen (the Belgian headquarters), the Netherlands, France, Switzerland, Germany, Italy, Spain and the United Kingdom.

Effective as from 1 July 2023 we transferred our drug discovery and research activities in Romainville, France, and 121 employees exclusively dedicated to the operation of these activities to NovAliX, who assumes all ongoing research and discovery activities in Romainville.

On 31 January 2024 we announced that we successfully completed the transfer of the Jyseleca® business to Alfasigma, including the European and UK Marketing Authorizations, the commercial, medical and development activities for Jyseleca® and approximately 400 positions in 14 European countries. The transfer of our Jyseleca® business has been determined to meet the criteria to be classified as held for sale and discontinued operations in our financial statements for the year ended 31 December 2023. We also presented all income statement items fully related to the Jyseleca® business to be transferred on a separate line “Net profit/loss (-) from discontinued operations, net of tax” in our consolidated income statement. The consolidated income statements for all comparative periods reported in these consolidated financial statements were restated as well to show the discontinued operations on a separate line.

Our continuing operations had 646 employees on 31 December 2023 (as compared to 724 employees on 31 December 2022) mainly working in our operating facilities in Mechelen (the Belgian headquarters), the Netherlands, France, Switzerland, and the United States.

We refer to **note 33** for a list of the entities included in discontinued operations and to **note 5** for more details on the discontinued operations.

2. Summary of significant transactions

Transfer of Jyseleca® business to Alfasigma

On 30 October 2023, we signed a letter of intent contemplating a transfer of the Jyseleca® business to Alfasigma S.p.A. (Alfasigma). The final share and asset purchase agreement was signed on 30 December 2023 and the transaction was closed on 31 January 2024. The transfer includes the European and UK Marketing Authorizations, and the commercial, medical affairs and development activities for Jyseleca®. In connection with the completion of the transaction, approximately 400 of our positions in 14 European countries transferred to Alfasigma to support business continuity and ongoing patient access for the Jyseleca® business. We received a €50 million upfront payment in connection with the transfer, at closing of the transaction in 2024, and are entitled to receive potential milestone payments totaling €120 million and mid-single to mid-double-digit royalties on European sales. We will contribute up to €40 million by June 2025 to Alfasigma for Jyseleca® related development activities. In addition, we plan to streamline our remaining operations and further build efficiencies, with an envisaged reduction of approximately 100 positions across the organization.

Effective 31 January 2024, following the closing of the transaction between us and Alfasigma for the transfer the Jyseleca® business, we assigned our rights and obligations under the Gilead filgotinib collaboration to Alfasigma, except for our right to receive royalties from Gilead on net sales in the Gilead Territory under a separate agreement between Gilead and us entered into in October 2023.

On 31 January 2024, we also signed a transition agreement with Alfasigma enacting the responsibilities and services that will be provided by the parties during a transition period for the transfer of the business. The gradual transfer of our remaining inventories to Alfasigma is also governed by this agreement.

We refer to **note 5** for more details on the discontinued operations.

Gilead collaboration agreement

On 14 July 2019 we and Gilead announced that we entered into a 10-year global research and development collaboration. Through this agreement, Gilead gained exclusive access to our innovative portfolio of compounds, including clinical and preclinical programs and a proven drug discovery platform. At inception of this collaboration in 2019, we received an upfront payment of €3,569.8 million (\$3.95 billion) and a €960.1 million (\$1.1 billion) equity investment from Gilead.

We identified the following three performance obligations as part of this collaboration: (i) the transfer of an extended license on ziritaxestat (GLPG1690) (this performance obligation was satisfied completely in 2019), (ii) the granting of exclusive access to our drug discovery platform (i.e. the IP, technology, expertise and capabilities) during the collaboration period and exclusive option rights on our current and future clinical programs after Phase 2 (or, in certain circumstances, the first Phase 3 study) outside Europe and (iii) an increased cost share from 20/80 to 50/50 on the global development activities of filgotinib, as a result of the revised license and collaboration agreement.

In the years thereafter (2020-2023), the collaboration agreement relating to filgotinib was restated several times (see further in this chapter).

We however retain the following performance obligations: (i) the granting of exclusive access to our drug discovery platform (i.e. the IP, technology, expertise and capabilities) during the collaboration period and exclusive option rights on our current and future clinical programs after Phase 2 (or, in certain circumstances, the first Phase 3 study) outside Europe and (ii) an increased cost share from 20/80 to 50/50 to 100/0 (for certain agreed activities ("Group A activities", as defined below)) until the end of the third quarter of 2023, and to 100/0 since then of the costs of the global development activities of filgotinib going forward.

This second performance obligation was transferred to Alfasigma on 31 January 2024, when we closed the transaction for the transfer of the Jyseleca® business to Alfasigma and the (amended and restated) collaboration agreement relating to filgotinib was assigned to Alfasigma as a consequence thereof.

Terms of the collaboration relating to our drug discovery platform

We will fund and lead all discovery and development autonomously until the end of Phase 2. After the completion of a qualifying Phase 2 study (or, in certain circumstances, the first Phase 3 study), Gilead will have the option to acquire a license to the compound outside Europe. If the option is exercised, we and Gilead will co-develop the compound and share costs equally. Gilead will maintain option rights to our programs through the 10-year term of the collaboration. This term can be extended for up to an additional three years thereafter for those programs, if any, that have entered clinical development prior to the end of the collaboration term. In addition, a final term extension can be granted in certain circumstances.

Gilead will make a \$150 million opt-in payment per program and will owe no subsequent milestones. We will receive tiered royalties ranging from 20% –24% on net sales of all our products licensed by Gilead in all countries outside Europe as part of the agreement.

Revised filgotinib collaboration

Since the revised agreement of December 2020, we assumed all development, manufacturing, commercialization and certain other rights for filgotinib in Europe. Since 1 January 2021, we bear the full future development costs for certain studies (defined as "Group A activities"), in lieu of the equal cost split contemplated by the previous agreement. The 50/50 global development cost sharing arrangement continued for certain other studies. All commercial economics on filgotinib in Europe were transferred to us as of 1 January 2022, subject to payment of tiered royalties of 8% to 15% of net sales in Europe to Gilead, starting in 2024. In connection with all the amendments to the existing arrangement for the commercialization and development of filgotinib, Gilead paid us €172.6 million in total in previous years.

Since the amendment of December 2020, we are also no longer eligible to receive any future milestone payments relating to filgotinib in Europe. Other terms of the original license agreement remained in effect.

On 30 October 2023, we and Gilead agreed to amend the filgotinib agreement by terminating the existing 50/50 global development cost sharing arrangement with us bearing the costs going forward, and to terminate our obligation to pay tiered royalties to Gilead on net sales of Jyseleca® in Europe, in addition to other amendments.

Effective 31 January 2024, following the closing of the transaction between us and Alfasigma for the transfer of the Jyseleca® business, we assigned our rights and obligations under the filgotinib collaboration to Alfasigma, except for our right to receive royalties from Gilead on net sales in the Gilead Territory under a separate agreement between Gilead and us entered into in October 2023.

Gilead remains responsible for commercial activities outside of Europe.

Terms of the equity investment

As part of the research and development collaboration of 2019 Gilead also entered into a share subscription agreement with us. Gilead's equity investment consisted of a subscription for new Galapagos shares. This equity subscription took place at closing of the transaction, on 23 August 2019 and increased Gilead's stake in Galapagos from approximately 12.3% to 22.04% of the then issued and outstanding shares in Galapagos. In addition, the Extraordinary General Meeting of Shareholders of 22 October 2019 approved the issuance of warrant A and initial warrant B allowing Gilead to further increase its ownership of Galapagos to up to 29.9% of the company's issued and outstanding shares. On 6 November 2019, Gilead exercised warrant A and increased its ownership in Galapagos to 25.10% of the then outstanding shares. The initial warrant B has a term of five years and an exercise price per share equal to the greater of (i) 120% multiplied by the arithmetic mean of the 30-day daily volume weighted average trading price of Galapagos' shares as traded on Euronext Brussels and Euronext Amsterdam, and (ii) €140.59. Subsequent warrant B is still subject to approval by an Extraordinary General Meeting of Shareholders. This Extraordinary General Meeting of Shareholders shall take place between 57 and 59 months after the closing of the subscription agreement (23 August 2019) and this warrant will have substantially similar terms, including as to exercise price, to the initial warrant B. On 31 December 2023 the value of the subsequent Warrant B decreased to €0.05 million, driven by the decrease of our share price, and of the implied volatility in 2023.

The agreement also includes a 10-year standstill restricting Gilead's ability to propose a business combination with or acquisition of Galapagos or increase its stake in Galapagos beyond 29.9% of the company's issued and outstanding shares, subject to limited exceptions. Gilead's ownership amounted to 25.35% at 31 December 2023.

Since 22 October 2019, Gilead has two representatives on the Board of Directors of Galapagos (Daniel O'Day and Linda Higgins).

Evolution of the total transaction price

The transaction price is currently composed of a fixed part, being non-refundable upfront and license fees and a variable part, being milestone payments, sales based milestones and sales based royalties, and cost reimbursements for R&D activities

delivered. Milestone payments are included in the transaction price of the arrangement to the extent that it is highly probable that a significant reversal of revenue will not occur. Milestone payments received from Gilead are recognized in revenue over time till the end of the development plan. Sales based milestones and sales based royalties are also part of the arrangement and are recognized as revenues at a point in time at the moment they occur.

The €4.0 billion upfront consideration per 31 December 2022 originates from our initial collaboration for filgotinib from 2015 (€275.6 million), €3.6 billion from the initial allocation of the total upfront consideration received through the 2019 collaboration (see beginning of this section) and €172.6 million resulting from amendments to our filgotinib collaboration in 2020 (€160.0 million) and to the DIVERSITY study in 2021 (€12.6 million). We refer to our [previous years financial statements](#) for more detailed information.

The below table summarizes the changes in the transaction price during 2023 of our collaboration with Gilead:

(thousands of €)	31 December 2022	Other movements in 2023	31 December 2023
Upfront consideration	4,018,016		4,018,016
Milestones achieved	212,601		212,601
Royalties	30,710	9,466	40,176
Impact initial valuation of share subscription agreement	124,604		124,604
	4,385,931	9,466	4,395,397
Less:			
Warrant issuance liabilities			
Warrant A	(43,311)		(43,311)
Initial warrant B	(2,545)		(2,545)
Subsequent warrant B	(728)	674	(54)
	4,339,347	10,140	4,349,487
Allocation to performance obligations			
Ziritaxestat (terminated)	666,967		666,967
Filgotinib (discontinued operations) ⁽¹⁾	1,372,178	9,466	1,381,644
Drug discovery platform (10 years)	2,300,203	674	2,300,876

(1) With regard to the additional consideration received as a result of the Option, License and Collaboration agreement (14 July 2019) allocated to the filgotinib performance obligation, we assumed the existence of a significant financing component estimated to €44.5 million as of 31 December 2019 reflecting the time value of money on the estimated recognition period. This financing component was reassessed to €58.7 million on 31 December 2022 and to €39.8 million on 31 December 2023.

Transfer of drug discovery and research activities in Romainville (France) to NovAliX

Effective as from 1 July 2023 we transferred our drug discovery and research activities in Romainville and employees exclusively dedicated to the operation of these activities to NovAliX, who assumes all ongoing research and discovery activities in Romainville. In

return, we are committed to utilizing the research capabilities and expertise of NovAliX through a five year-collaboration and within the context of our R&D portfolio during which we are committed to purchase for a total of €73.8 million services from NovAliX. We made an upfront payment amounting to €8.3 million at closing of the transaction which will be released over the five year-period. The loss realized on disposal, on closing of the transaction, was capitalized as an advance and will gradually be released through our income statement in accordance with the progress of our future purchase commitment.

We refer to **note 28** for more details on this transaction.

3. Material accounting policies

Our material accounting policies are summarized below.

Basis of preparation and going concern assumption

The consolidated financial statements are prepared in accordance with the International Financing Reporting Standards (IFRS), as adopted by the EU. The consolidated financial statements provide a general overview of our activities and the results achieved. They give a true and fair view of our financial position, our financial performance and cash flows, on a going concern basis.

The consolidated financial statements are presented in Euros, which is also our functional currency. Amounts are rounded to the nearest thousand, unless otherwise stated.

Reclassification of accrued interests on financial investments – comparative periods not restated

Accrued interests on financial investments were in the past recorded on the “current financial investments” line for treasury bills while reported on a separate current assets/current liabilities line for the other financial investments measured at amortized cost (mainly term deposits).

During the third quarter of 2023 we decided to align the presentation of all our financial investments at amortized cost and present all accrued interests as part of the amortized cost measurement on the “current financial investments” line / “cash and cash equivalents” line.

As the impact of this classification misstatement on the prior period comparative numbers was deemed immaterial for all comparative periods presented, we did not restate the prior period financial statements. This is in accordance with IAS 8.42 that requires to only adjust the comparatives for material prior period errors.

The impact of this error on 31 December 2022 amounted to €9.9 million net positive accrued interests mainly related to accrued positive interests on current financial investments that would have increased our “current financial investments” and “cash and cash equivalents” line and decreased our “other current assets” line by the same amount.

Discontinued operations presentation – comparative periods restated

Our income statements and statements of comprehensive income of the comparative periods presented in these financial statements have been restated to present the activities related to the Jyseleca® business on a separate line “Net income/loss (-) from discontinued operations, net of tax”.

We refer to **note 5** for more detailed information on these discontinued operations.

New standards and interpretations applicable for the annual period beginning on 1 January 2023

New standards and interpretations applicable for the annual period beginning on 1 January 2023 did not have a material impact on our consolidated financial statements except for the application of the amendments made to IAS 1 Disclosure of Accounting Policies. As a result of this amendment, we reassessed our accounting policies in order to remain with only the material accounting policies.

Standards and interpretations published, but not yet applicable for the annual period beginning on 1 January 2023

A number of new standards are effective for annual periods beginning on or after 1 January 2024 with earlier adoption permitted. However we have not early adopted new or amended standards in preparing our consolidated financial statements. We are currently still assessing the impact of these new accounting standards and amendments that are not yet effective but we expect no standard to have a material impact on our financial statements in the period of initial application.

The following amendments are effective for the period beginning 1 January 2024:

- Liability in a Sale and leaseback (Amendments to IFRS 16);
- Classification of liabilities as current or non-current (Amendment to IAS 1);
- Non-current liabilities with covenants (Amendment to IAS 1);
- Supplier Finance Arrangements (Amendments to IAS 7 and IFRS 7).

The following amendments are effective for the period beginning 1 January 2025:

- Amendments to IAS 21 The Effects of Changes in Foreign Exchange Rates: Lack of Exchangeability

Business combinations

Business combinations are accounted for using the acquisition method. In the statement of financial position, all identifiable assets, liabilities and contingent liabilities are initially recognized at their fair value at the acquisition date. The results of acquired operations are included in our consolidated income statement from the date on which

control is obtained. Any contingent consideration to be transferred by us is recognized at fair value at the acquisition date. Subsequent changes to the fair value of the contingent consideration, which is deemed to be an asset or liability, will be recognized in profit or loss. The excess of the fair value of the total purchase consideration transferred over the fair value of the acquired assets and assumed liabilities is recognized as goodwill. The valuations in support of fair value determinations are based on information available at the acquisition date. Acquisition related costs are expensed as incurred.

Any contingent consideration to be transferred by us in relation to businesses acquired are linked to milestone payments are initially recognized at fair value as a financial liability. They are adjusted for the probability of their likelihood of payment and are appropriately discounted to reflect the impact of time.

Changes in the fair value of these contingent consideration liabilities in subsequent periods are recognized in our consolidated income statement on the line "other operating income/expense". The effect of unwinding the discount over time is recognized on the line "other financial expenses".

Contingent amounts payable or paid by us to former shareholders of acquired companies, who continue to be employed by us, but which would be automatically forfeited (or become repayable) upon termination of employment before a specific date, are classified as remuneration for post-combination services in our consolidated income statement. These cash-settled contingent amounts are recognized in accordance with IAS 19 and are recorded on the balance sheet on the lines "other (non-) current assets" and "other non-current/trade and other liabilities" depending on the timing of the payment by us.

Goodwill

Goodwill is initially measured as the excess of the total purchase consideration transferred and the fair value of the acquired assets and assumed liabilities. Subsequently, goodwill is stated at cost less impairments.

As goodwill is considered to have an indefinite life, it is tested for impairment at least once a year (at each year-end), and whenever there is an indication that it may be impaired, by comparing its carrying amount with its recoverable amount.

Any impairment costs are recorded in our consolidated income statement on the line "Other operating income/expense".

Intangible assets other than goodwill

Expenditure on research activities is recognized as an expense in the period in which it is incurred.

An internally generated intangible asset arising from our development activities is recognized only if all of the following conditions are met:

- Technically feasible to complete the intangible asset so that it will be available for use or sale

- We have the intention to complete the intangible assets and use or sell it
- We have the ability to use or sell the intangible assets
- The intangible asset will generate probable future economic benefits, or indicate the existence of a market
- Adequate technical, financial and other resources to complete the development are available
- We are able to measure reliably the expenditure attributable to the intangible asset during its development.

(i) Internally generated intangible assets

The amount capitalized as internally generated intangible assets is the sum of the development costs incurred as of the date that the asset meets the conditions described above. Because of risks and uncertainties inherent to the regulatory authorizations and to the development process itself, management estimates that the conditions for capitalization are not met until we obtain regulatory approval from the competent authorities.

Currently we recognize all development costs as an expense in the period in which they are incurred, even for approved products because they do not generate separately identifiable incremental future economic benefits that can be reliably measured.

(ii) Licenses, rights, technology and in-process research and development

Acquired in-process research and development obtained through in-licensing agreements, business combinations, collaboration agreements or separate acquisitions are capitalized as an intangible asset provided that they are separately identifiable, controlled by us and expected to provide economic benefits. As the probability criterion in IAS 38 is always considered to be satisfied for separately acquired research and development assets, upfront and milestone payments to third parties for products or compounds for which regulatory approval has not yet been obtained are recognized as intangible assets. We consider such intangible assets as not yet available for use until the moment that the underlying asset is approved and commercially launched. Amortization will commence when the underlying asset is approved for commercialization and the asset will be amortized over its useful life.

Intangible assets may also consist of upfront fees paid to third party institutions in exchange for an option to negotiate a license to any of the third party's rights in technology resulting from the collaboration. The upfront fee paid in exchange for this option is capitalized as intangible asset and amortized over the expected duration of the option.

Exclusivity contracts and technology acquired through business combinations are valued independently as part of the fair value of the businesses acquired and are amortized over their estimated useful lives. The estimated useful life is based on the lower of the contract life or the economic useful life.

In the event an asset has an indefinite life, this fact is disclosed along with the reasons for being deemed to have an indefinite life. Intangible assets with an indefinite useful life and intangible assets which are not yet available for use are tested for impairment annually, and whenever there is an indication that the asset might be impaired.

(iii) Software and databases

Acquired software is recognized at cost less accumulated amortization and any impairment loss. Amortization is recognized so as to write off the cost of assets over their useful lives (generally between 3 and 5 years), using the straight-line method.

(iv) Contract costs

Contract costs only include success fees that were capitalized in relation to the Gilead agreement of 2019. These costs are currently amortized on a straight-line basis over a period of 10 years, reflecting the term of our collaboration with Gilead.

We review at each balance sheet date the carrying amount of our intangible assets to determine whether there is any indication that those assets have suffered an impairment loss. If any such indication exists, the recoverable amount of the asset is estimated in order to determine the extent of the impairment loss (if any). Where the asset does not generate cash flows that are independent from other assets, we estimate the recoverable amount of the cash-generating unit to which the asset belongs. If the recoverable amount of an asset or cash generating unit is estimated to be less than the carrying amount, the carrying amount of the asset is reduced to its recoverable amount. An impairment loss is recognized as an expense immediately.

Property, plant and equipment

Property, plant and equipment are recognized at cost less accumulated depreciation and any impairment loss.

Depreciation of an asset begins when it is available for use, ie when it is in the location and condition necessary for it to be capable of operating in the manner intended by management.

Depreciation is recognized so as to write off the cost of assets over their useful lives, using the straight-line method, on the following bases:

- Buildings: 33 years
- Installation & machinery: 3 – 15 years
- Furniture, fixtures & vehicles: 4 – 10 years

Leasehold improvements are depreciated over 3 – 10 years, being the term of the lease, unless a shorter useful life is expected.

The other tangible assets category mainly consists of assets under construction. Assets under construction are not depreciated.

Any gain or loss incurred at the disposal of an asset is determined as the difference between the sale proceeds and the carrying amount of the asset and is recognized in profit or loss.

We review at each balance sheet date the carrying amount of our property, plant and equipment to determine whether there is any indication that those assets have suffered an impairment loss. If any such indication exists, the recoverable amount of the asset is estimated in order to determine the extent of the impairment loss (if any).

Leases

All leases are accounted for by recognizing a right-of-use asset and a corresponding lease liability except for:

- Leases of low value assets; and
- Leases with a duration of 12 months or less.

Liabilities arising from a lease are initially measured on a present value basis. Lease liabilities include the net present value of the lease payments that are not paid at the commencement date, discounted using the incremental borrowing rate. Our lease payments generally only include fixed payments and extension option payments if we are reasonably certain to exercise this option.

After initial recognition, the lease liability is measured at amortized cost using the discount rate determined at commencement and will be re-measured (with a corresponding adjustment to the related right-of-use asset) when there is a change in future lease payments, generally in case of reassessment of options.

At the commencement date, the right-of-use assets are measured at cost, comprising the amount of the initial lease liability, less any lease incentives received from the lessors.

After initial recognition, the right-of-use assets are measured at cost and generally depreciated over the lease term on a straight-line basis. The right-of-use assets will be adjusted for any re-measurements of the lease liability as a result of lease modifications. The right-of-use assets are subject to impairment testing if there is an indicator for impairment, as for property, plant and equipment. The right-of-use assets are presented in the statement of financial position under the caption "Property, plant and equipment" and the lease liabilities are presented as current and non-current lease liabilities.

We only include extension options (or periods after termination options) in the lease term if the lease is reasonably certain to be extended (or not terminated). The assessment is reviewed if a significant event or a significant change in circumstances occurs which affects this assessment and that is within our control.

Inventories

Inventories consist of raw materials, semi-finished products and finished products. These inventories are initially recognized at cost, and subsequently at the lower of cost

and net realizable value. Cost comprises all costs of purchase, conversion costs and transportation costs, and is determined using the FIFO-method.

Financial instruments

Financial assets and financial liabilities are recognized on our balance sheet when we become a party to the contractual provisions of the instrument.

(i) Financial assets

Financial assets are initially recognized either at fair value or at their transaction price. All recognized financial assets are subsequently measured at either amortized cost or fair value under IFRS 9 on the basis of both our business model for managing the financial assets and the contractual cash flow characteristics of the financial asset.

- a financial asset that (i) is held within a business model whose objective is to collect the contractual cash flows and (ii) has contractual cash flows that are solely payments of principal and interest on the principal amount outstanding is measured at amortized cost (net of any write down for impairment), unless the asset is designated at fair value through profit or loss (FVTPL) under the fair value option;
- all other financial assets are measured at FVTPL.

A financial asset is classified as current when the cash flows expected to flow from the instrument mature within one year.

We derecognize a financial asset when the contractual rights to the cash flows from the asset expire, or we transfer the rights to receive the contractual cash flows on the financial asset in a transaction in which substantially all the risks and rewards of ownership of the financial asset are transferred.

(a) Financial assets at fair value through profit or loss

Financial assets are designated at fair value through profit or loss if we manage such investments and make purchase and sale decisions based on their fair value in accordance with the investment strategy. Attributable transaction costs are recognized in profit or loss as incurred. Financial assets at fair value through profit or loss are measured at fair value, and changes therein, which take into account any dividend income, are recognized in profit or loss.

Equity instruments

We hold investments in equity instruments, which based on IFRS 9, are designated as financial assets at fair value through profit or loss. The fair value of listed investments is based upon the closing price of such securities on Euronext at each reporting date. If there is no active market for an equity instrument, we establish the fair value by using valuation techniques.

Current financial investments measured at fair value through profit or loss

Current financial investments include financial assets measured at fair value through profit or loss and may comprise short term bond funds that have a maturity equal or less than 12 months, and money market funds.

Cash equivalents measured at fair value through profit or loss

Cash equivalents measured at fair value through profit or loss may comprise bonds and money market funds that are readily convertible to cash and are subject to an insignificant risk of changes in value.

(b) Financial assets at amortized cost

Receivables

Receivables are designated as financial assets measured at amortized cost. They are initially measured either at fair value or at transaction price, in the absence of a significant financing component.

All receivables are subsequently measured in the balance sheet at amortized cost, which generally corresponds to nominal value less expected credit loss provision.

Receivables mainly comprise trade and other receivables and current/non-current R&D incentives receivables.

The R&D incentives receivables relate to refunds resulting from R&D incentives on research and development expenses in France and Belgium. This is a grant receivable that is based on annual declarations and is only refunded in case it cannot be offset by a tax payable. Research and development incentives receivables are discounted over the period until maturity date according to the appropriate discount rates. We refer to the accounting policy on grants and R&D incentives.

Current financial investments measured at amortized cost

Current financial investments measured at amortized cost include treasury bills that have a maturity equal to or less than 12 months. We apply settlement date accounting for the recognition and de-recognition of current financial investments measured at amortized cost. Current financial investments measured at amortized cost also include term deposits with maturities exceeding three months from the acquisition date.

Cash and cash equivalents measured at amortized cost

Cash and cash equivalents measured at amortized cost mainly comprise of notice accounts and term deposits that are readily convertible to cash within three months or less, that are subject to an insignificant risk of changes in their value and that are held for the purpose of meeting short-term cash commitments.

Cash and cash equivalents exclude restricted cash, which is presented in the line other non-current assets in the statement of financial position.

Impairment

The impairment loss of a financial asset measured at amortized cost is calculated based on the expected loss model.

For trade receivables, in the absence of a significant financing component, the loss allowance is measured at an amount equal to lifetime expected credit losses. Those are

the expected credit losses that result from all possible default events over the expected life of those trade receivables.

Impairment losses are recognized in the consolidated income statement.

(ii) Financial liabilities

Financial liabilities are initially measured either at fair value or at their transaction price. Subsequent to initial recognition, financial liabilities are measured at amortized cost or at fair value.

Financial liabilities measured at amortized cost mainly comprise trade and other liabilities.

Trade and other liabilities are comprised of liabilities that are due less than one year from the balance sheet date and are in general not interest bearing and settled on an ongoing basis during the financial year. They also include accrued expenses related to our research and development project costs.

We derecognize a financial liability when our contractual obligations are discharged, cancelled or expire.

Taxation

Income tax in the profit or loss accounts represents the sum of the current tax and deferred tax.

Current tax is the expected tax payable on the taxable profit of the year. The taxable profit of the year differs from the profit as reported in the financial statements as it excludes items of income or expense that are taxable or deductible in other years and it further excludes items that are never taxable or deductible. Our liability for current tax is calculated using tax rates that have been enacted or substantively enacted by the balance sheet date.

Deferred income tax is provided in full, using the liability-method, on temporary differences arising between the tax bases of assets and liabilities and their carrying amounts in the financial statements. However, the deferred income tax is not accounted for if it arises from the initial recognition of an asset or liability in a transaction other than a business combination that at the time of the transaction affects neither accounting nor taxable profit nor loss.

Deferred income tax is determined using tax rates (and laws) that have been enacted or substantively enacted by the balance sheet date and are expected to apply when the related deferred income tax asset is realized or the deferred income tax liability is settled. Deferred tax assets are recognized to the extent that it is probable that future taxable profit will be available against which the temporary differences can be utilized. As such, a deferred tax asset for the carry forward of unused tax losses will be recognized to the extent that it is probable that future taxable profits will be available.

Revenue recognition

Revenues to date have consisted principally of collaboration revenues, which consist of milestones, license fees, non-refundable upfront fees and royalties received in connection with collaboration and license agreements. Starting in 2021 we also have commercial revenues from the sales of Jyseleca, which are reported as “Product net sales” on the discontinued operations line in our consolidated income statement.

The revenue recognition policies can be summarized as follows:

We recognize revenue when our customer obtains control of promised goods or services, in an amount that reflects the consideration that we expect to receive in exchange for those goods or services. To determine revenue recognition for agreements that we determine are within the scope of IFRS 15, we perform the following five steps:

Collaboration revenues

(i) identify the contract

In our agreements with customers we are mainly transferring licenses on our IP and in some cases this is combined with access rights and/or providing research and development services and/or cost sharing mechanisms. In some cases our collaborations also include an equity subscription component. If this is the case, we analyze if the criteria to combine contracts, as set out by IFRS 15, are met.

(ii) identify the performance obligations in the contract

Depending on the type of the agreement, there can be one or more distinct performance obligations under IFRS 15. This is based on an assessment of whether the promises in an agreement are capable of being distinct and are distinct from the other promises to transfer goods and/or services in the context of the contract. For some of our agreements we combine the transfer of the license with the performance of research and development activities because we consider that the license is not capable of being distinct and is not distinct in the context of the contract.

(iii) determine the transaction price

Collaboration and license agreements with our commercial partners for research and development activities generally include non-refundable upfront fees; milestone payments, the receipt of which is dependent upon the achievement of certain clinical, regulatory or commercial milestones; license fees, royalties on sales and sometimes reimbursement income or profits sharing arrangements.

(a) License fees or upfront payments

If the license to our intellectual property is determined to be distinct from the other performance obligations identified in the arrangement, we recognize revenues from non-refundable upfront fees allocated to the license at the point in time the license is transferred to the customer and the customer has the right to use the license.

For licenses that are bundled with other promises, we utilize judgment to assess the nature of the combined performance obligation to determine whether the combined performance obligation is satisfied over time or at a point in time. If the performance obligation is satisfied over time, revenue is recognized based on a pattern that best reflects the transfer of control of the service to the customer.

(b) Milestone payments other than sales based milestones

A milestone payment is only included in the transaction price to the extent that it is highly probable that a significant reversal in the amount of cumulative revenue recognized will not occur when the uncertainty associated with the variable consideration is subsequently resolved (which is generally only when the milestone is achieved). Where milestone payments are included in the transaction price we estimate the amount to be included in the transaction price using the most likely amount method. The transaction price is allocated to each performance obligation on a stand-alone selling price basis. We recognize revenue as or when the performance obligations under the contract are satisfied. At the end of each subsequent reporting period, we re-evaluate the probability of achievement of relevant milestones and any related constraint. If necessary we adjust our estimate of the overall transaction price. Any such adjustments are recorded on a cumulative catch-up basis, which would affect revenue and earnings in the period of adjustment.

(c) Reimbursement income for R&D services

Collaboration and license agreements may include reimbursement or cost sharing for research and development services: such as outsourcing costs and payment for full-time equivalents at contractual rates. R&D services are performed and satisfied over time given that the customer simultaneously receives and consumes the benefits provided by us.

Such costs reimbursements received are recognized in revenues when costs are incurred and agreed by the parties when we are acting as a principal in the scope of our stake of the R&D activities. If the later condition is not fulfilled, costs reimbursements are accounted for as a decrease of the related expenses.

(d) Sales based milestone payments and royalties

License and collaboration agreements include sales-based royalties, including commercial milestone payments based on the level of sales, and the license has been deemed to be the predominant item to which the royalties relate. Related revenue is recognized as the subsequent underlying sales occur.

(iv) allocate the transaction price to the performance obligations in the contract

We allocate the transaction price to each performance obligation identified in the contract based upon stand-alone selling price. The stand-alone selling price of each performance obligation is estimated by using one of the following methods: adjusted market assessment approach, the expected cost plus a margin approach or the residual approach. If management assesses that there is only one single performance obligation, the entire transaction price would be allocated to this performance obligation.

(v) recognize revenue when (or as) the entity satisfies a performance obligation

Revenue is recognized when our customer obtains control of the goods and/or services foreseen in the contracts. The control can be transferred over time or at a point in time – which results in recognition of revenue over time or at a point in time.

In case of revenue recognition over time, we use an input model that considers estimates of the percentage of total research and development costs that are completed each period compared to the total estimated costs (percentage of completion method) to measure the progress of the satisfaction of the underlying performance obligation (which is the applied method for the filgotinib performance obligation). In other cases, depending on specific circumstances, we recognize revenue on a straight-line basis over the estimated term of the performance obligation (which is the applied method for the performance obligation related to our drug discovery platform).

Product net sales

Revenue on the sale of Jyseleca® is recorded as “Product net sales” on the discontinued operations line in our consolidated income statement.

Product net sales is the net amount of revenue recognized resulting from transferring control over our products to our customer (for example wholesalers and hospitals). Product sales revenue is recognized at a point in time when control of the goods has transferred to the customer. This is generally when the goods are delivered to the customer depending on the specific incoterms in the contract with a customer.

The amount of revenue recognized is the amount allocated to the satisfied performance obligation taking into account variable consideration. The estimated amount of variable consideration is included in the transaction price only to the extent that it is highly probable that a significant reversal in the amount of cumulative revenue recognized will not occur when the uncertainty associated with the variable consideration is subsequently resolved. Variable consideration that is included in the transaction price is primarily composed of rebates, discounts, cash discounts and chargebacks granted to various customers that are part of commercial and governmental contractual arrangements or other reimbursement programs. Shelf stock adjustments are granted to some of our customers to cover the inventory held by them at the time of a price decrease becomes effective. A liability is recognized for expected rebates, cash discounts, chargebacks or other reimbursements payable directly or indirectly to customers in relation to sales made until the end of the reporting period.

The amount of variable consideration is estimated using several elements such as third-party market data, product pricing, the specific terms in the individual agreements, estimated inventory levels and the shelf life of our product. If actual results differ, these estimates will be adjusted.

Net sales are presented net of value added tax and other sales related taxes.

Cost of sales

Our cost of sales includes primarily the purchase cost of the goods sold and transportation costs.

Other operating income

Grants and R&D incentives

As we carry out extensive research and development activities, we benefit from various grants and R&D incentives from certain governmental agencies. These grants and R&D incentives generally aim to partly reimburse (approved) expenditures incurred in our research and development efforts and are credited to the income statement, under other income, when the relevant expenditure has been incurred and there is reasonable assurance that the grants or R&D incentives are receivable.

Share-based payments

(i) Equity-settled share-based payments

We grant equity-settled incentives to certain employees, members of the Executive Committee and consultants in the form of subscription rights. Equity-settled subscription rights are measured at fair value at the date of acceptance. The fair value determined at the acceptance date of the subscription rights is expensed over time until the end of the vesting period, based on our estimate of subscription rights that are expected to be exercised. Fair value is measured by use of the Black & Scholes model. The expected life used in the model has been adjusted, based on management's best estimate, for the effects of non-transferability, exercise restrictions, and behavioral considerations.

(ii) Long-term incentive plans in RSUs (Restricted Stock Units)

Members of the Executive Committee and other employees are granted RSUs. An RSU is a grant that takes the form of a promise that employees will receive Galapagos stock in the future and it will be payable, at the company's discretion in cash or in shares, upon completion of a certain vesting period. Each RSU reflects the value of one Galapagos share.

The RSUs are measured based on the volume weighted average share price over the 30-calendar day period preceding the measurement date. We recognize the corresponding expense and liability over the vesting period. The fair value of the liability is re-measured at each reporting date because currently it is management's intention to settle the RSUs in cash.

Segment reporting

We currently have one operating and reportable segment.

Assets held for sale and discontinued operations

A discontinued operation is a component of an entity that either has been disposed of, or that is classified as held for sale. It must either: represent a major separate line of business or geographical area of operations; be part of a single coordinated disposal plan; or be a subsidiary acquired exclusively with a view to resale.

Intercompany transactions between continuing and discontinued operations are eliminated against discontinuing operations.

Non-current assets and disposal groups are classified as assets held for sale if their carrying amount is to be recovered principally through a sale transaction rather than through continuing use. This condition is regarded as met only when the sale is highly probable and the asset (or disposal group) is available for immediate sale in its present condition. A transaction is assumed to be highly probable if there are no significant risks of completion of the transaction, which depends on the specific circumstances but usually required at least an agreed binding term sheet.

They are stated at the lower of carrying amount and fair value less costs to sell with any resulting impairment recognized. Assets related to discontinued operations and assets of disposal group held for sale are not depreciated.

On 30 October 2023, we signed a letter of intent to transfer our Jyseleca® business to Alfasigma and the final agreement was signed on 30 December 2023. We classified the assets and the associated liabilities of the Jyseleca® business as held for sale in our financial statements for the year ended 31 December 2023. The transaction was closed on 31 January 2024.

Where applicable and in accordance with IFRS 5, we have restated the 2022 comparatives in the consolidated income statement and in the notes to reflect the impact of classifying the Jyseleca® business as discontinued operations in 2023.

We refer to note 5 of our consolidated financial statements.

4. Critical accounting judgments and key sources of estimation uncertainty

In the application of the accounting policies, we are required to make judgments, estimates and assumptions about the carrying amounts of assets and liabilities that are not readily apparent from other sources. The estimates and associated assumptions are based on historical experience and other factors that are considered to be relevant. Actual results may differ from these estimates.

Our estimates and assumptions are reviewed on an ongoing basis. Revisions to accounting estimates are recognized in the period in which the estimate is revised if the revision affects only that period or in the period of the revisions and future periods if the revision affects both current and future periods.

The following are the critical judgments that we have made in the process of applying the accounting policies and the key sources of estimation uncertainty that have the most significant effect on the amounts recognized in the consolidated financial statements presented elsewhere in this annual report.

Critical judgments in applying accounting policies

IFRS 15 – Revenue recognition of the collaboration with Gilead for the development of filgotinib (reported within the results from discontinued operations)

Our critical judgments were as follows:

Identification of the contract

- Despite the recent additional amendment to the collaboration with Gilead for the development of filgotinib (reference is made to **note 2**), management judged that all activities are still beneficial for the further development of filgotinib, for which Gilead still owns the ex-Europe rights. All contract modifications have thus been analyzed following the requirements of IFRS 15 as we concluded that Gilead is still to be considered as a customer. This is also supported by the fact that we concluded that there continues to be only one performance obligation with respect to filgotinib.

Identification of the performance obligation

- The recent modifications to the collaboration with Gilead (reference is made to **note 2**) did not give rise to new performance obligations. There was only a change in scope and price of the existing filgotinib performance obligation, which was only partly satisfied at the time of the modification. Based on this, the contract modification has been treated on a cumulative catch-up basis under IFRS 15.

Allocation of the total transaction price

- We assessed that the contract modification only changes the scope of the filgotinib performance obligation and the change in both fixed and variable consideration is reflective of the updated stand-alone selling price for the remaining activities of this performance obligation. If we would have concluded that the increased consideration was not, or only partially, related to the filgotinib performance obligation, the consideration would have been potentially allocated to other performance obligations in the contract, which would alter the timing of revenue recognition.
- The denominator used in the calculation of the percentage of completion reflects our best estimate of our total costs to complete the filgotinib performance obligation. These costs were assessed considering management's best estimate of the design and duration of ongoing and planned clinical trials and the expected closing of the transaction with Alfasigma. As a result of this transaction, the contract with Gilead relating to filgotinib will be transferred to Alfasigma and we will be released from our performance obligation. The remaining costs per 31 December 2023 mainly reflect the costs that we still estimate to incur before the transfer to Alfasigma.

IFRS 5 – Classification of group of assets/liabilities held for sale (disposal group) and discontinued operations

- Management determined that selling the Jyseleca® business represents a “discontinued operation” in accordance with IFRS 5. We assessed that the Jyseleca® business represents a component of the group for which the related operations and cashflows could be distinguished from the rest of the entity. Jyseleca® is our only commercialized product and represents a major line of business.
- Management assessed that, at the reporting date, the sale of the Jyseleca® business to Alfasigma was highly probable. A letter of intent was signed on 30 October 2023 and included a customary break-up fee in the event that the parties would not proceed with definitive agreements (share and asset purchase agreement and transition agreement). These definitive agreements were signed on 30 December 2023 and only included usual and customary closing conditions. Based on this, we assessed that the sale was highly probable and classified the disposal group as held for sale per 31 December 2023.
- Our inventories were not considered to be part of the disposal group held for sale. The inventories will not transfer to Alfasigma on closing of the sale transaction but will gradually be transferred to Alfasigma over the coming years. In the meantime, we will bear all risks related to these inventories.

We refer to **note 5** for more information about the discontinued operations and disposal group held for sale.

Key sources of estimation uncertainty

The following are the key sources of estimation uncertainty that have the most significant effect on the amounts recognized in our consolidated financial statements for the year ended 31 December 2023.

Costs to complete the filgotinib performance obligation

The denominator used in the calculation of the percentage of completion reflects our best estimate of the total costs to complete the filgotinib performance obligation (which is composed of the actual costs already incurred at reporting date and our best estimate of the remaining costs to complete the performance obligation). As our estimate of the costs is depending on the evolution of the development activities and the expected closing date of the transfer of the Jyseleca® business to Alfasigma, it may be subject to change in the future. If the outcome of certain activities would be different from the assumptions that we made, it could lead to a material adjustment to the total estimated costs, resulting in a reallocation of revenue between current and future periods. Our total deferred income balance related to this filgotinib performance obligation amounts to €26.3 million on 31 December 2023 and will mainly be released to revenue from discontinued operations in the first quarter of 2024 as a result of the completion of the sale of the Jyseleca® business to Alfasigma on 31 January 2024. The sale to Alfasigma includes the transfer of the amended filgotinib agreement, and by consequence marks the end of our performance obligation towards Gilead. At reporting date, had our best estimate of the remaining cost to complete the filgotinib performance obligation been increased by 10%, this would have resulted in a decrease in revenue recognition in 2023 of €2.6 million and a corresponding increase in current deferred income. Had our best estimate of the remaining cost to complete the filgotinib performance obligation been decreased by 10%, this would have resulted in an increase in revenue recognition in 2023 of €2.6 million and a corresponding decrease in current deferred income.

We refer to [note 5](#) for more information about the results from discontinued operations.

Goodwill impairment

Determining whether goodwill is subject to impairment requires an estimate of the recoverable amount of the cash-generating unit to which the goodwill has been allocated. The calculation of this recoverable amount includes forecasts of future cash flows of the cash-generating unit (highly dependent upon the probability of success linked to the progress of our clinical programs) that cover a period of 17 years and an appropriate discount rate is required to calculate present values, a process which involves estimates. Given that the calculation contains cashflows that go beyond the 5-years horizon it becomes less verifiable and more assumptions are used. Unexpected events, inherent in the business, can cause that results are completely different than the ones predicted. These estimates are constantly monitored, and an impairment test will be performed as soon as there is an impairment indicator and at least annually. The carrying value of goodwill at 31 December 2023 is €69.6 million.

We refer to [note 13](#) for more information about the goodwill and impairment of goodwill.

Contingent consideration

The contingent consideration included in the consideration payable for the acquisition of CellPoint was recorded at fair value at the date of acquisition and is updated at each reporting date. The carrying amount at 31 December 2023 amounts to €21.0 million. These fair values were mainly based on our best estimate of probabilities of reaching the underlying milestones and by applying an appropriate discount rate. The fair values

are reviewed at each reporting date and any changes are reflected in our consolidated income statement.

We refer to **note 25** for more information about the contingent consideration payable for the acquisition of CellPoint.

5. Discontinued operations and assets held for sale

On 30 October 2023 we announced that we had signed a letter of intent contemplating a transfer of the Jyseleca® business to Alfasigma, including the European and UK Marketing Authorizations, the commercial, medical and development activities for Jyseleca® and approximately 400 positions in 14 European countries.

On 30 December 2023 we signed a final share and asset purchase agreement with Alfasigma.

On 31 December 2023, the transaction was still subject to certain closing conditions such as the finalization of the consultation process with the workers councils and FDI clearance in Italy, France and Denmark. The transaction was closed on 31 January 2024, upon obtaining all necessary approvals. We received a €50.0 million upfront payment in 2024, and are entitled to potential sales-based milestone payments totalling €120.0 million and mid-single to mid-double-digit royalties on European sales. We will contribute up to €40.0 million to Alfasigma by June 2025 for Jyseleca® related development activities.

On 31 January 2024, we also signed a transition agreement with Alfasigma enacting the responsibilities and services that will be provided by the parties during a transition period for the transfer of the business. The gradual transfer of our remaining inventories to Alfasigma is also governed by this contract.

The transfer of our Jyseleca® business has been determined to meet the criteria to be classified as held for sale and discontinued operations in our financial statements for the year ended 31 December 2023.

The post-tax result from discontinued operations can be disaggregated in the following items:

(i) Financial performance

(thousands of €, except per share data)	Year ended 31 December	
	2023	2022
Product net sales	112,339	87,599
Collaboration revenues	431,465	176,432
Total net revenues	543,804	264,031
Cost of sales	(18,022)	(12,079)
Research and development expenditure	(190,177)	(245,286)
Sales and marketing expenses	(113,356)	(144,075)
General and administrative expenses	(17,989)	(9,776)
Other operating income	13,003	10,721
Operating profit/loss (-)	217,262	(136,464)
Fair value adjustments and net currency exchange differences	(13)	(25)
Other financial income	679	15
Other financial expenses	(167)	(7,825)
Profit /loss (-) before taxes	217,761	(144,298)
Income taxes	(2,076)	(2,272)
Net profit/loss (-)	215,685	(146,570)
Basic and diluted earnings/loss (-) per share from discontinued operations	3.27	(2.23)
Weighted average number of shares - Basic (in thousands of shares)	65,884	65,699
Weighted average number of shares - Diluted (in thousands of shares)	65,933	65,699

Jyseleca® product net sales in Europe amounted to €112.3 million in 2023, compared to €87.6 million in 2022, of which €8.1 million realized in Belgium (€7.3 million in 2022).

Collaboration revenues in discontinued operations related to revenue recognition of the collaboration agreement with Gilead for the filgotinib development amount to €429.4 million in 2023 compared to €174.4 million last year.

Effective 31 January 2024, following the closing of the transaction between us and Alfasigma to transfer the Jyseleca® business to Alfasigma, we assigned our rights and obligations under the filgotinib collaboration with Gilead to Alfasigma, except for our right to receive royalties from Gilead on net sales in the Gilead Territory under a separate agreement between Gilead and us entered into in October 2023. As a consequence, our performance obligation towards Gilead for the development of filgotinib will come to its end, and the total estimated remaining costs to complete the filgotinib development was substantially reduced leading to a major increase in the percentage of completion of our performance obligation (applying the “cost-to-cost” input model) and a considerable positive catch-up of revenue explaining the increase in revenue recognition for the year 2023 compared to 2022.

We refer to [note 2](#) for a general description of our collaboration with Gilead.

On 31 December 2023, the remaining deferred income related to the filgotinib development amounts to €26.3 million which will mainly be released in revenue in 2024.

The following major classes of assets and liabilities relating to these operations have been classified as held for sale in the consolidated statement of financial position on 31 December 2023:

(ii) Assets and liabilities held for sale

	31 December
(thousands of €)	2023
Property, plant and equipment	4,194
Deferred tax assets	292
Other non-current assets	598
Inventories	737
Trade and other receivables	15,786
Cash and cash equivalents	7
Other current assets	471
Total assets in disposal group classified as held for sale	22,085
Retirement benefit liabilities	1,160
Non-current lease liabilities	2,327
Other non-current liabilities	329
Current lease liabilities	1,308
Trade and other liabilities	25,619
Current tax payable	1,242
Current deferred income	59
Total liabilities directly associated with assets in disposal group classified as held for sale	32,044
Net liability held for sale	(9,959)

This disposal group mainly contains all assets and liabilities of the Galapagos subsidiaries that were fully dedicated to the Jyseleca® business and that will be transferred to Alfasigma in the current transaction. The divestiture includes 100% of the shares of the following subsidiaries, including most of the employees: Galapagos Biotech Limited (UK), Galapagos Biopharma Belgium BV, Galapagos Biopharma GmbH, Galapagos Biopharma Italy S.r.l., Galapagos Biopharma Netherlands B.V., Galapagos Biopharma Spain S.L.U., Galapagos Biopharma Denmark ApS, Galapagos Biopharma Sweden AB, Galapagos Biopharma Finland Oy, Galapagos Biopharma Ireland Ltd., Galapagos Biopharma Norway AS, Galapagos Biopharma Austria GmbH. In addition, and as part of the same transaction, we will transfer all assets, liabilities and employees directly related to the Jyseleca® business but belonging to Galapagos NV or other Galapagos subsidiaries, of which the main asset is the worldwide IP relating to Jyseleca®. Our inventories were not considered as part of the disposal group as these did not transfer to Alfasigma on closing of the transaction on 31 January 2024 but will gradually transfer to Alfasigma during the coming years and we will bear the risks associated with it as long as it is not transferred.

Held for sale assets are stated at their carrying amount, which is lower than the fair value less costs to sell. We concluded that the expected present value of the purchase price to be obtained from Alfasigma for the sale of the Jyseleca® business approximates the fair value less costs to sell of the disposal group.

(iii) Cash flow from discontinued operations

(thousands of €)	2023	2022
Net cash flow used in operating activities	(175,627)	(191,095)
Net cash flow used in investing activities	(105)	(136)
Net cash flow used in financing activities	(1,928)	(1,841)
Net cash flow used in discontinued operations	(177,660)	(193,072)

6. Segment information

We are currently operating as a single operating segment.

Geographical information

In 2022 and 2023 our continuing operations were mainly located in Belgium, France, the Netherlands, Switzerland and the United States. The revenues from our collaboration partner Gilead represented nearly 100% of our total net revenues from continuing operations in 2023 (99.9% in 2022).

Following table summarizes our net revenues by destination of customer:

(thousands of €)	Year ended 31 December	
	2023	2022
United States of America	665,174	414,129
Europe	118,354	91,151
Total net revenues	783,528	505,280
minus:		
United States of America	425,466	172,980
Europe	118,338	91,051
Total net revenues from discontinued operations	543,804	264,031
United States of America	239,708	241,149
Europe	16	100
Total net revenues from continuing operations	239,724	241,249

On 31 December 2023, we held €323.8 million (€370.4 million in 2022) of property, plant and equipment, intangible assets and goodwill distributed as follows:

(thousands of €)	31 December	
	2023	2022
Belgium	56,209	72,087
France	1,438	20,397
The Netherlands	251,230	255,461
Switzerland	3,247	4,962
Spain	-	3,037
United States of America	11,660	12,729
Other	-	1,747
Total	323,784	370,420

7. Total net revenues from our continuing operations

Collaboration revenues

The following table summarizes our collaboration revenues for the years ended 31 December 2023 and 2022 by collaboration and by category of revenue: upfront payments and license fees, reimbursement income and royalties.

(thousands of €)	Year ended 31 December			2022(*)
	Over time	Point in time	2023	
Recognition of non-refundable upfront payments and license fees			230,242	230,423
Gilead collaboration agreement for drug discovery platform	✓		230,242	230,423
Reimbursement income			-	56
Novartis collaboration agreement for MOR106	✓		-	56
Royalties			9,482	10,770
Gilead royalties on Jyseleca®		✓	9,466	10,726
Other royalties		✓	16	44
Total collaboration revenues			239,724	241,249

(*) The 2022 comparative has been restated to reflect the impact of classifying the Jyseleca® business as discontinued operations in 2023.

We recognize the consideration from Gilead allocated to the drug discovery platform on a linear basis over the 10-year period of our collaboration, of which we recognized €230.2 million in revenue in 2023. We expect to recognize the same amount in the coming years, until the end of the 10-year period.

Since signing of the letter of intent with Alfasigma in October 2023, we classified all activities that were directly related to the Jyseleca® business, including the revenue recognition related to the filgotinib performance obligation, as discontinued operations in accordance with IFRS 5. We refer to **note 5 “Discontinued Operations”** for additional information.

For the year ended 31 December 2023 we also recognized in revenue €9.5 million of royalties from Gilead on filgotinib. The royalties on sales of Jyseleca® performed by Gilead in Japan were not reported as discontinued operations as we still have the right to receive those royalties on future sales made by Gilead and its commercialization partners (this right is not subject to transfer to Alfasigma as part of the transfer of the Jyseleca® business to them).

Collaboration with Gilead

We refer to **note 2** of this financial report for a general description of our collaboration with Gilead.

In addition, we concluded as follows for the remaining performance obligations:

Access rights to the drug discovery platform, option rights and R&D activities

- The revenue allocated to the drug discovery platform is recognized over time as Gilead receives exclusive access to our drug discovery platform and option rights on our current and future pipeline as well as R&D activities during the collaboration term. Management concluded that an equal spread over the collaboration period is the most reliable and appropriate recognition method.
- At inception of the collaboration (July 2019) we assessed the appropriate period over which to recognize the drug discovery platform revenue to be 10 years. This is because we granted exclusive rights over a 10-year period. However, if at the end of the 10-year period, some programs in existence as of this time would have reached the clinic (i.e. IND filed with regulatory authorities), the rights for those specific programs may be extended, for a maximum of three years. This critical estimate is reassessed at each year-end based on the evolution of our pipeline and is still valid per 31 December 2023.

8. Operating costs and other operating income

Operating costs

Research and development expenditure

The following table summarizes research and development expenditure for the years ended 31 December 2023 and 2022.

(thousands of €)	Year ended 31 December	
	2023	2022(*)
Personnel costs	(95,788)	(115,484)
Subcontracting	(82,997)	(61,192)
Disposables and lab fees and premises costs	(18,083)	(19,529)
Depreciation and impairment	(22,254)	(51,493)
Professional fees	(9,272)	(9,316)
Other operating expenses	(12,900)	(12,783)
Total research and development expenditure	(241,294)	(269,797)

(*) The 2022 comparative has been restated to reflect the impact of classifying the Jyseleca® business as discontinued operations in 2023.

The table below summarizes our research and development expenditure for the years ended 31 December 2023 and 2022, broken down by program:

(thousands of €)	Year ended 31 December	
	2023	2022(*)
SIKi program	(18,900)	(47,727)
TYK2 program on GLPG3667	(31,289)	(24,467)
CAR-T programs in oncology	(82,218)	(29,999)
Other programs	(108,887)	(167,603)
Total research and development expenditure	(241,294)	(269,797)

(*) The 2022 comparative has been restated to reflect the impact of classifying the Jyseleca® business as discontinued operations in 2023.

Sales and marketing expenses

The following table summarizes the sales and marketing expenses of our continuing operations for the years ended 31 December 2023 and 2022.

(thousands of €)	Year ended 31 December	
	2023	2022(*)
Personnel costs	(2,997)	(1,693)
Depreciation	(113)	(59)
External outsourcing costs	(1,776)	(1,267)
Professional fees	(131)	(99)
Other operating expenses	(659)	(363)
Total sales and marketing expenses	(5,676)	(3,480)

(*) The 2022 comparative has been restated to reflect the impact of classifying the Jyseleca® business as discontinued operations in 2023.

General and administrative expenses

The following table summarizes the general and administrative expenses for the years ended 31 December 2023 and 2022.

(thousands of €)	Year ended 31 December	
	2023	2022(*)
Personnel costs	(66,098)	(76,536)
Depreciation and impairment	(15,978)	(8,529)
Legal and professional fees	(23,250)	(23,715)
Other operating expenses	(22,963)	(26,375)
Total general and administrative expenses	(128,289)	(135,155)

(*) The 2022 comparative has been restated to reflect the impact of classifying the Jyseleca® business as discontinued operations in 2023.

Other operating income

The following table summarizes other operating income for the years ended 31 December 2023 and 2022.

(thousands of €)	Year ended 31 December	
	2023	2022(*)
Grant income	6,618	1,873
R&D incentives income	32,968	29,104
Other	7,686	5,150
Total other operating income	47,272	36,127

(*) The 2022 comparative has been restated to reflect the impact of classifying the Jyseleca® business as discontinued operations in 2023.

The grant income in 2023 and 2022 was fully related to grants from a Flemish agency and the Belgian government. In many cases these grant agreements carry clauses which require us to maintain a presence in the same region for a number of years and invest according to pre-agreed budgets. Grant income in 2023 also included a grant of €6.1 million from the National Institute for Health and Disability Insurance (2022: nil). This grant aimed to incentivize innovative Belgian biotech companies who are performing research and development activities in order to identify new medicines.

R&D incentives income was primarily composed of:

(thousands of €)	Year ended 31 December	
	2023	2022(*)
Income from innovation incentive system in France	5,881	11,075
Income from Belgian R&D incentives	16,535	10,339
Tax rebates on payroll withholding taxes of R&D personnel (Belgium & the Netherlands)	10,552	7,689
Total R&D incentives income	32,968	29,104

(*) The 2022 comparative has been restated to reflect the impact of classifying the Jyseleca® business as discontinued operations in 2023.

9. Staff costs

The table below summarizes the number of employees of our continuing operations on 31 December 2023 and 2022:

	2023	2022
Number of employees on 31 December	646	724
Total	646	724

The average number of FTE's of our continuing operations during the years 2023 and 2022 was:

	Year ended 31 December	
	2023	2022
Members of the Executive Committee	4	4
Research and development	372	434
Commercial and medical affairs	13	7
Corporate and support	245	250
Total	634	695

Their aggregate remuneration comprised:

	Year ended 31 December	
(thousands of €)	2023	2022(*)
Wages and salaries	(100,250)	(99,708)
Social security costs	(15,742)	(16,748)
Retirement benefit costs	(5,581)	(5,583)
Costs related to subscription right plans	(36,628)	(62,003)
Other personnel costs	(6,682)	(9,670)
Total personnel costs	(164,883)	(193,712)

(*) The 2022 comparative has been restated to reflect the impact of classifying the Jyseleca® business as discontinued operations in 2023.

Reference is made to [note 31](#) “Share-based payments” for more information on our subscription right plans.

10. Fair value adjustments, net currency exchange differences and other financial income/expenses

The following table summarizes fair value adjustments and net currency exchange differences, and other financial income and expenses for the years ended 31 December 2023 and 2022.

(thousands of €)	Year ended 31 December	
	2023	2022(*)
Fair value adjustments and net currency exchange differences:		
Net unrealized currency exchange gain/loss (-)	(20,544)	41,559
Net realized currency exchange gain/loss (-)	(1,118)	2,825
Fair value re-measurement of warrants	18	186
Fair value loss on financial assets held at fair value through profit or loss	(390)	-
Fair value gain on current financial investments	38,286	6,929
Total fair value adjustments and net currency exchange differences	16,252	51,498
Other financial income:		
Interest income	79,290	18,094
Discounting effect of non-current R&D incentives receivables	617	93
Discounting effect of other non-current liabilities	318	-
Other finance income	24	376
Total other financial income	80,249	18,563
Other financial expenses:		
Interest expenses	(1,770)	(6,884)
Discounting effect of other non-current liabilities	-	(2,271)
Other finance charges	(843)	(699)
Total other financial expenses	(2,613)	(9,854)
Total net financial result	93,888	60,206

(*) The 2022 comparative has been restated to reflect the impact of classifying the Jyseleca® business as discontinued operations in 2023.

The net currency unrealized exchange loss in 2023 of €20.5 million primarily consisted of an unrealized exchange loss of €20.4 million on cash and cash equivalents and current financial investments at amortized cost held in U.S. dollars, as compared to an unrealized exchange gain in 2022 of €41.3 million on cash and cash equivalents and current financial investments at amortized cost held in U.S. dollars. We have cash, cash equivalents and current financial investments held in U.S. dollars, which could generate foreign currency exchange gain or loss in our financial results in accordance with the fluctuation of the EUR/U.S. dollar exchange rate as our functional currency is EUR.

The fair value gain on the current financial investments in 2023 reflected the exchange differences on the money market funds, the interest on these money market funds and the effect of the re-measurement at fair value of our money market funds on 31 December 2023. These re-measurement gains were mainly the result of the positive returns on the EUR denominated money market funds.

Interest income was related to interests on treasury bills, term deposits and notice accounts. Net interest income increased due to increasing interest rates.

Interest expenses were related to interests on term deposits, treasury bills and on leases of buildings and cars. Other financial expense for 2022 also comprise the discounting effect of other non-current liabilities as deferred consideration and milestones payables related to the acquisition of subsidiaries.

11. Income taxes

The following table summarizes the income taxes recognized in profit or loss for the years ended 31 December 2023 and 2022.

(thousands of €)	Year ended 31 December	
	2023	2022(*)
Current tax	(5,928)	(1,738)
Deferred tax	(3,685)	1,166
Total income taxes	(9,613)	(572)

(*) The 2022 comparative has been restated to reflect the impact of classifying the Jyseleca® business as discontinued operations in 2023.

Current tax, consisting of corporate income taxes, and deferred tax income/cost (-) related to subsidiaries of our continuing operations working on a cost plus basis. The increase in 2023 as compared to 2022 was primarily due to the re-assessment of net deferred tax liabilities and corporate income tax payables as a result of a one-off intercompany transaction.

Taxes recognized in profit or loss

For the purpose of the disclosure below corporate tax was calculated at 25% (2022: 25%) – which is the tax rate applied in Belgium – on the estimated assessable profit for the year. The applied tax rate for other territorial jurisdictions was the tax rate that is applicable in these respective territorial jurisdictions on the estimated taxable result of the accounting year.

(thousands of €)	Year ended 31 December	
	2023	2022(*)
Profit /loss (-) before taxes	5,625	(70,849)
Income tax debit/credit (-), calculated using the Belgian statutory tax rate on the accounting profit/loss (-) before tax (theoretical)	1,406	(17,712)
Tax expenses in income statement (effective)	9,613	572
Difference in tax expenses/income to explain	8,207	18,284
Effect of tax rates in other jurisdictions	(94)	(337)
Effect of non-taxable income	(6,752)	(5,828)
Effect of share-based payment expenses without tax impact	9,157	15,501
Effect of expenses/income (-) not subject to tax	(5)	(146)
Effect of non-tax-deductible expenses	1,549	2,975
Effect of recognition of previously non recognized deferred tax assets	(81)	(1,677)
Effect of tax losses (utilized) reversed	(267)	-
Effect from under or over provisions in prior periods	(722)	1,101
Effect of non-recognition of deferred tax assets	34,339	4,819
Effect of derecognition of previously recognized deferred tax assets	1,062	1,877
Effect of use of IID	(29,979)	-
Total explanations	8,207	18,284

(*) The 2022 comparative has been restated to reflect the impact of classifying the Jyseleca® business as discontinued operations in 2023.

Non-taxable income for the years ended 31 December 2023 and 2022 were related to non-taxable grants and tax credits.

12. Earnings/loss (-) per share

	Year ended 31 December	
	2023	2022
Net profit/loss (-) attributable to owners of the parent (thousands of €)	211,697	(217,991)
Number of shares (thousands)		
Weighted average number of shares for the purpose of basic earnings / loss (-) per share	65,884	65,699
Basic earnings/loss (-) per share (€)	3.21	(3.32)
Net profit/loss (-) attributable to owners of the parent (thousands of €)	211,697	(217,991)
Number of shares (thousands)		
Weighted average number of shares for the purpose of diluted earnings / loss (-) per share	65,884	65,699
Number of dilutive potential ordinary shares	49	-
Diluted earnings/loss (-) per share (€)	3.21	(3.32)

As we reported a net loss in 2022, the outstanding subscription rights (specified in [note 31](#)) have an anti-dilutive effect rather than a dilutive effect. Consequently, basic and diluted loss per share is the same for 2022.

Reference is also made to [note 2](#) where an explanation is provided about the terms and conditions of the outstanding Gilead Warrant B that can, potentially, be exercised by Gilead and lead to a dilutive effect. Due to the exercise price mechanism of the Gilead Warrant B, this warrant was out-of-the-money for all years presented.

13. Goodwill and impairment of goodwill

(thousands of €)	Goodwill
On 1 January 2022	-
Recognized on acquisition of subsidiaries	69,893
Exchange differences on goodwill	(80)
On 31 December 2022	69,813
Exchange differences on goodwill	(256)
On 31 December 2023	69,557

The goodwill resulting from both the acquisition of CellPoint (€62.4 million) and AboundBio (€7.1 million) was allocated to the same cash-generating unit (CGU), “CAR-T/Cell Therapy” (which was the same as “oncology” before). The intangible assets acquired as a result of both business combinations were also allocated to this cash-generating unit, together with some other (in)angible assets related to the “CAR-T/Cell Therapy” cash-generating unit. The valuation method of the recoverable amount of this cash-generating unit is based on the fair value less costs of disposal.

The valuation technique that was applied to determine the fair value less costs of disposal of the cash-generating unit is a discounted cash flow method (“DCF”) with projected cash flows that cover a period of 17 years (in accordance with management's assumptions on patent protection of the underlying assets). The period considered exceeds five years because the main sales are expected for the period beyond 2029. The key assumptions used in this valuation (level 3 in the fair value hierarchy) of the recoverable amount of the underlying cash-generating unit were:

- Probability of success of our clinical programs that is based on benchmarks in combination with management estimate. Probabilities of success are continuously evaluated in light of the progress of our portfolio.
- Terminal growth rate of -50% reflecting the anticipated sales evolution beyond 2040
- Discount rate of 13.72% (12.5% on 31 December 2022)
- Future revenue and investment assumptions are based on management estimate of the overall cell therapy market, consistent with the assumptions that a market participant would make. Estimates about sales volumes and prices were verified against several external databases.

No impairment was identified per 31 December 2023.

Reference is made to [note 27](#) “Business combinations during the prior period” for a detailed description of both business combinations.

14. Intangible assets other than goodwill

(thousands of €)	Software & databases	Licences, rights, technology and in-process R&D	Exclusive rights	Contract costs	Total
Acquisition value					
On 1 January 2022	24,554	39,929	-	15,384	79,868
Impact of acquisitions of businesses	2,610	32,240	89,720		124,570
Additions	1,126	8,423			9,549
Sales and disposals	(913)	(36,298)			(37,211)
Translation differences		(36)			(36)
On 31 December 2022	27,377	44,258	89,720	15,384	176,740
Additions	567				567
Sales and disposals	(930)	(948)			(1,878)
Translation differences		(139)			(139)
On 31 December 2023	27,014	43,171	89,720	15,384	175,290
Amortization and impairment					
On 1 January 2022	11,977	4,199	-	3,588	19,765
Amortization	4,146	333	6,154	1,538	12,171
Impairment		35,666			35,666
Sales and disposals	(913)	(36,298)			(37,211)
Translation differences		(4)			(4)
On 31 December 2022	15,210	3,896	6,154	5,126	30,387
Amortization	4,291	1,426	11,637	1,538	18,892
Sales and disposals	(927)	(948)			(1,875)
Translation differences		(20)			(20)
On 31 December 2023	18,574	4,354	17,791	6,664	47,384
Carrying amount					
On 31 December 2022	12,167	40,362	83,566	10,258	146,354
On 31 December 2023	8,440	38,817	71,929	8,720	127,906

Impact of acquisition of businesses in 2022 refers to the acquisition of CellPoint and AboundBio. We refer to [note 27](#) “Business combinations during the prior period”.

The exclusive rights refer to our exclusivity contract with Lonza and are depreciated until the beginning of March 2030, in accordance with the contract.

In 2022 we recorded an impairment of €26.7 million on previously capitalized upfront fees related to our collaboration with Molecure on the dual chitinase inhibitor OATD-01 (GLPG4716) in fibrosis, and impairments of €8.9 million on intangible assets related to other discontinued projects.

On 31 December 2023, our balance sheet did not hold any internally generated assets capitalized as intangible asset.

15. Property, plant and equipment

Fully owned

(thousands of €)	Land, building and building improvements	Installation & machinery	Furniture, fixtures & vehicles	Other tangible assets	Total
Acquisition value					
On 1 January 2022	26,131	46,270	7,829	60,324	140,555
Impact of acquisitions of businesses	29	2,117	108		2,254
Additions	914	5,688	3,438	19,296	29,336
Sales and disposals	(2,846)	(600)	(1,344)		(4,790)
Reclassifications	64,286	3,580	167	(68,033)	-
Translation differences	205	(15)	43		233
On 31 December 2022	88,719	57,040	10,241	11,587	167,588
Additions	6,754	6,472	268	3,329	16,823
Sales and disposals	(4,403)	(24,057)	(1,067)	(7,655)	(37,182)
Reclassifications	95	272	124	(491)	-
Reclassifications to assets in disposal group classified as held for sale	(739)		(249)		(988)
Translation differences	279	(49)	36		266
On 31 December 2023	90,705	39,678	9,353	6,770	146,507
Depreciation and impairment					
On 1 January 2022	5,505	24,749	4,582	-	34,837
Depreciations	4,433	4,336	1,265		10,034
Sales and disposals	(2,173)	(574)	(1,328)		(4,075)
Translation differences	49	(1)	18		66
On 31 December 2022	7,814	28,510	4,537	-	40,862
Depreciations	4,603	4,355	1,290		10,248
Impairment				7,645	7,645
Sales and disposals	(1,194)	(13,676)	(827)	(7,645)	(23,342)
Reclassifications to assets in disposal group classified as held for sale	(161)		(129)		(290)
Translation differences	156	(11)	19		164
On 31 December 2023	11,218	19,178	4,891	-	35,287
Carrying amount					
On 31 December 2022	80,905	28,530	5,704	11,587	126,726
On 31 December 2023	79,487	20,500	4,463	6,770	111,220

The sales and disposals of 2023 mainly relate to the transaction with NovAlix. We refer to [note 28](#) "Details of the NovAlix transaction" for more information.

The other tangible assets primarily consist of assets under construction, which are not yet available for use and therefore not yet depreciated as per 31 December 2022. In 2023 we recorded an impairment of €7.6 million on the construction project in Mechelen (Belgium), following a re-assessment of the project.

During 2022, the construction of our new building in Oegstgeest (the Netherlands) was completed which explains the reclassification from “other tangible assets” to “land, building and building improvements” for €64.3 million.

Right-of-use

(thousands of €)	Land & building	Installation & machinery	Furniture, fixtures & vehicles	Total
Acquisition value				
On 1 January 2022	37,461	593	10,184	48,239
Additions	703		3,603	4,306
Sales and disposals	(3,554)	(156)	(1,274)	(4,984)
Translation differences	224		(8)	216
On 31 December 2022	34,834	437	12,505	47,777
Additions	1,726		1,724	3,450
Sales and disposals	(11,497)	(186)	(1,897)	(13,580)
Reclassifications to assets in disposal group classified as held for sale	(2,091)		(4,683)	(6,774)
Translation differences	202		3	205
On 31 December 2023	23,174	251	7,652	31,078
Depreciation and impairment				
On 1 January 2022	12,500	374	3,569	16,444
Depreciations	4,421	134	3,141	7,696
Sales and disposals	(2,602)	(156)	(1,235)	(3,993)
Translation differences	105		(2)	103
On 31 December 2022	14,424	352	5,473	20,250
Depreciations	3,342	57	3,450	6,849
Sales and disposals	(5,922)	(186)	(1,871)	(7,979)
Reclassifications to assets in disposal group classified as held for sale	(699)		(2,580)	(3,279)
Translation differences	134		1	135
On 31 December 2023	11,279	223	4,473	15,976
Carrying amount				
On 31 December 2022	20,410	85	7,032	27,526
On 31 December 2023	11,895	28	3,179	15,101

Carrying amount

(thousands of €)	31 December	
	2023	2022
Property, plant and equipment fully owned	111,220	126,726
Right-of-use	15,101	27,526
Total property, plant and equipment	126,321	154,252

The sales and disposals of 2023 mainly relate to the transaction with NovAlix. We refer to [note 28](#) “Details of the NovAlix transaction” for more information.

We refer to **note 24** “Lease liabilities” for a detail of the lease liabilities related to these right-of-use assets.

There are no pledged items of property, plant and equipment. There are also no restrictions in use on any items of property, plant and equipment.

16. Other non-current assets

Other non-current assets consisted of following items:

(thousands of €)	31 December	
	2023	2022
Non-current restricted cash	5,533	4,569
Financial assets held at fair value through profit or loss	13,575	-
Non-current portion of upfront payment to NovAlix	4,656	-
Non-current portion of advance related to the NovAlix transaction	5,563	-
Other non-current assets	318	1,209
Total other non-current assets	29,645	5,778

Financial assets held at fair value through profit or loss at 31 December 2023 consisted of an equity instrument of a non-listed company. We have no restrictions on the sale of this equity instrument and the asset is not pledged under any of our liabilities. The fair value of this equity instrument was determined by reference to the initial transaction price (classified as level 3 in the fair value hierarchy).

We refer to **note 28** “Details of the NovAlix transaction” for more information related to the upfront payment and advance.

17. Research and development incentives receivables

The table below illustrates the R&D incentives receivables related captions in the balance sheet as at 31 December 2023, and 2022.

(thousands of €)	31 December	
	2023	2022
Non-current R&D incentives receivables	141,252	119,941
Current R&D incentives receivables	37,436	26,126
Total R&D incentives receivables	178,688	146,067

The table below provides detailed information on the maturity of the non-current R&D incentives receivables reported in our balance sheet on 31 December 2023.

(thousands of €)	31 December 2023					Total
	Maturity date					
	2025	2026	2027	2028	2029 - 2031	
French non-current R&D incentives receivables - discounted value	11,495	11,511	5,578			28,584
Belgian non-current R&D incentives receivables - discounted value	17,530	19,340	20,202	19,858	35,738	112,668
Total non-current R&D incentives receivables - discounted value	29,025	30,851	25,780	19,858	35,738	141,252

18. Inventories

The following table provides an overview of our inventories by type of inventory:

(thousands of €)	31 December	
	2023	2022
Raw materials	55,263	39,071
Semi-finished products	12,598	5,791
Finished products	6,117	8,063
Total inventories	73,978	52,925

Finished goods consisted in full out of Jyseleca® finished products.

19. Trade and other receivables and other current assets

(thousands of €)	31 December	
	2023	2022
Trade receivables	17,494	28,194
Prepayments	738	488
Other receivables	10,217	11,747
Trade and other receivables	28,449	40,429
Accrued income	508	11,277
Deferred charges	14,632	12,029
Other current assets	15,140	23,307
Total trade and other receivables & other current assets	43,589	63,735

Trade and other receivables decreased primarily due to the classification to assets held for sale for an amount of €15.8 million related to the trade and other receivables of the commercial entities which transferred to Alfasigma on 31 January 2024. The decrease in accrued income is due to the fact that accrued interest income on current financial investments is now included in the line 'current financial investments'. We refer to [note 3](#) for more information about this reclass of accrued interests.

On 31 December 2023, we did not have any provision for expected credit losses since we don't have a history of credit losses and we are not aware of any forward-looking information that could materially influence the credit risk.

20. Current financial investments

(thousands of €)	31 December	
	2023	2022
Money market funds	1,316,805	1,292,514
Treasury bills	742,025	749,835
Term deposits	1,458,868	1,543,596
Total current financial investments	3,517,698	3,585,945

Term deposits refer to non-cancellable term deposits with a maturity exceeding three months from the acquisition date. Our portfolio of treasury bills contains only AAA rated paper, issued by Belgium, Germany, France and Europe. Our money market funds portfolio consists of AAA short-term money market funds with a diversified and highly rated underlying portfolio managed by established fund management companies with a proven track record leading to an insignificant risk of changes in value. The funds have an important daily liquidity and can be easily converted to cash.

On 31 December 2023, our current financial investments included \$830.9 million held in USD, which could generate a foreign currency exchange gain or loss in our financial results in accordance with the fluctuation of the EUR/USD exchange rate as our functional currency is EUR. This effect is embedded in the net exchange differences (exchange difference on term deposits) and in the fair value result of current financial investments (exchange difference on money market funds) in our consolidated income statement.

We refer to [note 34](#) for more information on our current financial investments and to [note 10](#) for more details about the fair value re-measurements and currency exchange gains or losses recognized in our consolidated income statement.

21. Cash and cash equivalents

(thousands of €)	31 December	
	2023	2022
Cash at banks	71,803	458,117
Term deposits	95,000	50,000
Cash and cash equivalents from continuing operations	166,803	508,117
Cash and cash equivalents included in assets classified as held for sale	7	-
Total cash and cash equivalents	166,810	508,117

Cash and cash equivalents may comprise cash at banks, bank deposits and money market funds that are readily convertible to cash and are subject to an insignificant risk of changes in value. Cash and cash equivalents on 31 December 2023 comprised a term deposit of €50.0 million which had an original maturity longer than three months but was readily convertible to cash without a significant penalty, and a term deposit with an original maturity less than three months of €45.0 million. All cash and cash equivalents are available upon maximum three month notice period and without significant penalty. Cash at banks were mainly composed of notice accounts and current accounts. Our credit risk is mitigated by selecting a panel of highly rated financial institutions for our deposits.

On 31 December 2023, our cash and cash equivalents included \$34.5 million held in USD, which could generate a foreign currency exchange gain or loss in our financial results in accordance with the fluctuation of the EUR/USD exchange rate as our functional currency is EUR. We refer to [note 10](#) for more details about the currency exchange gains or losses recognized in our consolidated income statement.

22. Share capital

(thousands of €)	31 December	
	2023	2022
On 1 January	293,604	292,075
Share capital increase	333	1,530
Costs of capital increase	-	-
Share capital on 31 December	293,937	293,604
Aggregate share capital	356,445	356,112
Costs of capital increase (accumulated)	(62,507)	(62,507)
Share capital on 31 December	293,937	293,604

History of share capital

The history of the share capital of Galapagos NV between 1 January 2022 and 31 December 2023 is as follows:

Date	Share capital increase due to exercise subscription rights (in thousands €)	Number of shares issued (in thousands of shares)	Aggregate number of shares after transaction (in thousands of shares)	Aggregate share capital after transaction (in thousands €)
1 January 2022			65,553	354,582
18 March 2022	517	96		
20 June 2022	434	80		
27 September 2022	579	107		
31 December 2022			65,836	356,112
1 January 2023			65,836	356,112
20 March 2023	333	62		
31 December 2023			65,897	356,445

On 31 December 2023, Galapagos NV's share capital amounted to €356,445 thousand, represented by 65,897,071 shares. All shares were issued, fully paid up and of the same class. The shares have a par value of €5.41 per share.

All of the share issuances listed above were for cash consideration.

The below table summarizes our capital increases for the years 2023 and 2022.

(thousands of €, except share data)	Number of shares	Share capital	Share premium	Share capital and share premium	Average exercise price subscription rights (in €/subscription right)	Closing share price on date of capital increase (in €/share)
On 1 January 2023	65,835,511	293,604	2,735,557	3,029,162		
20 March 2023: exercise of subscription rights	61,560	333	1,437	1,770	28.75	35.47
On 31 December 2023	65,897,071	293,937	2,736,994	3,030,931		
(thousands of €, except share data)	Number of shares	Share capital	Share premium	Share capital and share premium	Average exercise price subscription rights (in €/subscription right)	Closing share price on date of capital increase (in €/share)
On 1 January 2022	65,552,721	292,075	2,730,391	3,022,467		
18 March 2022: exercise of subscription rights	95,500	517	1,643	2,160	22.61	57.38
20 June 2022: exercise of subscription rights	80,290	434	1,025	1,460	18.18	53.52
27 September 2022: exercise of subscription rights	107,000	579	2,497	3,076	28.75	44.49
On 31 December 2022	65,835,511	293,604	2,735,557	3,029,162		

The Board of Directors is authorized for a period of five years starting from the date of publication in the Annexes to the Belgian State Gazette of the shareholders' resolution that granted the renewed authorization to increase the share capital of Galapagos NV within the framework of the authorized capital through contributions in kind or in cash, with limitation or cancellation of the shareholders' preferential subscription rights. Said authorization can be renewed. The authorized capital of Galapagos NV consists of two parts:

- A general authorization for capital increases up to 20% of the share capital at the time of convening the Shareholders' Meeting of 22 October 2019 (i.e. €67,022,402.04) was renewed and is valid for a period of five years from the date of publication of such renewal in the Annexes to the Belgian State Gazette, which occurred on 13 November 2019. This general authorization will expire on 12 November 2024.

- A specific authorization for capital increases of more than 20% and up to 33% of the share capital at the time of the convening of the Shareholders' Meeting of 25 April 2017 (i.e. €82,561,764.93), was renewed and is valid for a period of five years from the date of publication of such renewal in the Annexes to the Belgian State Gazette, which occurred on 31 May 2017. This specific part of the authorized capital can, however, only be used in a number of specific circumstances and upon a resolution of the Board of Directors that all independent members of the Board of Directors (within the meaning of article 7:87 of the Belgian Companies Code and 2020 Code) approve. The Board of Directors is currently not authorized to increase the share capital after notification by the FSMA (Financial Services and Markets Authority) of a public takeover bid on Galapagos NV's shares. The specific authorization expired on 30 May 2022.

As of 31 December 2023, an amount of €16,566,540.17 still remained available under the general part of the authorized capital.

23. Deferred tax

Following table shows the movements in deferred tax assets and deferred tax liabilities:

(thousands of €)	Retirement benefit liabilities	Tax loss carryforward	Property, plant and equipment	Other	Total deferred tax assets
On 1 January 2022	776	3,133	-	122	4,032
Credited/charged (-) to profit or loss	17	(1,797)		165	(1,615)
Reclassifications		(275)			(275)
Charged to other comprehensive income/loss (-)	(795)				(795)
Translation differences	22			(6)	15
On 31 December 2022	19	1,061	-	281	1,363
Credited/charged (-) to profit or loss		(1,061)	298	692	(72)
Reclassifications to assets in disposal group classified as held for sale				(292)	(292)
Charged to other comprehensive income/loss (-)	132				132
Translation differences	8		(6)	(6)	(4)
On 31 December 2023	159	-	292	675	1,126

(thousands of €)	Intangible assets other than goodwill	Other	Total deferred tax liabilities
On 1 January 2022	-	-	-
Impact of acquisitions of businesses	(23,265)		(23,265)
Credited/charged (-) to profit or loss	2,842		2,842
Reclassifications	275		275
On 31 December 2022	(20,148)	-	(20,148)
Credited/charged (-) to profit or loss	(1,458)	(2,019)	(3,477)
Translation differences	18		18
On 31 December 2023	(21,588)	(2,019)	(23,607)

The unrecognized deferred tax assets on 31 December 2023 amount to €326.8 million (as compared to €460.1 million on 31 December 2022).

The total amount of tax attributes and deductible temporary differences at 31 December 2023 amounted to €1,722.2 million (at 31 december 2022: €1,882.5 million). This is composed of i) consolidated tax losses carried forward and deductible temporary differences at 31 December 2023 amounting to €1,312.2 million (at 31 december 2022: €1,516.6 million), and (ii) innovation income deduction, dividend received deduction and investment deduction carried forward at 31 December 2023 amounting to €410.0 million (at 31 december 2022: €365.9 million).

The available tax losses carried forward that can be offset against possible future taxable profits amounted to €798.7 million on 31 December 2023 (€883.6 million on 31 December 2022) and can be carried forward for an indefinite period except for an amount of €2.2 million in the United States with expiry date between 2028 and 2034. On 31 December 2023, the available tax losses carried forward in Galapagos NV (Belgium) amounted to €757.9 million (2022: €769.9 million). In addition to the latter, Galapagos NV (Belgium) also benefits from the Belgian innovation income deduction regime which led to report, on 31 December 2023, a carried forward tax deduction amounting to €390.3 million (2022: €346.2 million) that can also be offset against possible future taxable results. In addition, Galapagos NV (Belgium) also has available investment deduction carried forward of €1 million (2022: €1 million) and dividend received deduction carried forward of €18.7 million (2022: €18.7 million) that can be offset against possible future taxable profits. There is no limit in time for the innovation income deduction, the dividend received deduction and investment deduction carried forward.

With the exception of 2019 and 2023, we have a history of losses. We forecast to continue incurring taxable losses in the foreseeable future as we continue to invest in clinical and preclinical development programs and discovery platforms. Consequently, no net deferred tax asset was recognized as at 31 December 2023, except for our subsidiaries operating on a cost plus basis, for which a deferred tax asset was recognized for €1.1 million (2022: €1.1 million).

Net deferred tax liabilities were initially calculated based on the fair value of the intangible assets identified from the acquisition of CellPoint and AboundBio, adjusted

by considering the related recognizable deferred tax assets. We refer to [note 27](#) for more information on the purchase price allocation of the business combinations.

24. Lease liabilities

	Lease payments		Present value of lease payments	
	31 December		31 December	
(thousands of €)	2023	2022	2023	2022
Lease liabilities				
Within one year	4,779	7,507	4,652	7,209
In the second to fifth years inclusive	5,031	14,401	4,944	14,100
After five years	-	609	-	592
	9,810	22,517	9,596	21,901
Less future finance charges	214	616		
Present value of lease obligation	9,596	21,901		
Less amount due for settlement within 12 months	4,652	7,209	4,652	7,209
Amount due for settlement after 12 months	4,944	14,692	4,944	14,692

We refer to [note 15](#) “Property, plant and equipment”, for details on the right of use assets.

25. Trade and other liabilities and other non-current liabilities

(thousands of €)	31 December	
	2023	2022
Trade and other liabilities	134,653	133,298
Current contingent consideration related to milestones CellPoint	-	8,485
Current deferred consideration payable CellPoint	-	6,222
Current financial instruments	-	19
Accrued charges	548	651
Total trade and other liabilities	135,201	148,675
Non-current contingent consideration related to milestones CellPoint	20,972	13,582
Other non-current liabilities	10,598	8,226
Total other non-current liabilities	31,570	21,808

The decrease in total trade and other liabilities can be largely explained by the payment of deferred consideration related to the acquisition of CellPoint.

The contingent consideration arrangement relating to the acquisition of CellPoint requires us to pay the former owners of CellPoint additional considerations up to €100.0 million. This amount is due when certain sequential development (€20.0 million), regulatory (€30.0 million) and sales-based (€50.0 million) milestones would be achieved. Total fair value at acquisition date of these milestones amounted to €20.2 million at acquisition date.

The fair value measurement is based on significant inputs that are not observable in the market, which are classified as Level 3 inputs. Key assumptions in the valuation at 31 December 2022 included a discount rate of 12.5%, an appropriate probability of success of reaching these milestones and expected timing of these milestones, in line with the timelines and probabilities used in our impairment test of the CAR-T business.

As per 31 December 2023 changes were made to the discount rate (13.72%) and the expected timing of the milestones. The only impact that was recognized compared to the date of acquisition is the discounting effect. This is recognized on the line "other financial income". A change in probabilities of success of each milestone by 5 percentage points would result in a change of €3.0 million in the total contingent consideration liability on 31 December 2023.

26. Deferred income

The movement in the non-current and current deferred income is detailed in the table below.

(thousands of €)	Gilead collaboration agreement for filgotinib	Gilead collaboration agreement for drug discovery platform ⁽¹⁾	Other deferred income	Total
On 1 January 2022	604,875	1,759,828	-	2,364,701
Of which current portion	190,018	229,848	-	419,866
Milestones achieved	18,238			18,238
Significant financing component ⁽²⁾	7,672			7,672
Revenue recognition of upfront	(139,655)	(230,423)		(370,078)
Revenue recognition of milestones	(34,777)			(34,777)
Other movements			3,474	3,474
On 31 December 2022	456,352	1,529,405	3,474	1,989,230
Of which current portion	133,470	230,022	2,139	365,631
Reclassification to liabilities directly associated with assets in disposal group classified as held for sale			(60)	(60)
Significant financing component ⁽²⁾	(645)			(645)
Revenue recognition of upfront	(361,412)	(230,242)		(591,654)
Revenue recognition of milestones	(68,027)			(68,027)
Other movements			(1,382)	(1,382)
On 31 December 2023	26,268	1,299,163	2,032	1,327,463
Of which current portion	25,054	230,070	1,146	256,270

(1) The upfront received and the outstanding balance at 31 December 2023 and at 31 December 2022 comprise the issuance liabilities for the warrants and the upfront payment allocated to the drug discovery platform.

(2) With regard to the additional consideration received for the extended cost sharing for filgotinib, we assume the existence of a significant financing component reflecting the time value of money on the estimated recognition period.

We refer to [note 2](#) for a detail of the allocation of the transaction price of our collaboration with Gilead and to [note 5](#) and [note 7](#) for a description of our revenue recognition.

27. Business combinations during the prior period

On 21 June 2022 we acquired, in an all-cash transaction, 100% of the shares and voting interests of CellPoint for a total agreed payment at completion of €125 million, including consideration for other liabilities associated with the transaction amounting to €10.3 million. Additional contingent consideration up to €100.0 million is due when certain milestones would be achieved.

On the same date we acquired all of the outstanding capital of AboundBio, for a total agreed price of \$14 million, including consideration for other liabilities associated with the transaction.

The main reason for these acquisitions was to position ourselves in the next-generation cancer therapy market and to significantly broaden our portfolio and capabilities. The goal is to expand the current market for CAR-T therapies and have an important impact on patients in need of additional and improved treatment options.

Details of the fair value of identifiable assets and liabilities acquired in both transactions, the purchase consideration, the goodwill at the acquisition date and the net cash outflow arising on acquisition are as follows:

(thousands of €)	21 June 2022						
	CellPoint			AboundBio			Total
	Book value	Adjustment	Fair value	Book value	Adjustment	Fair value	
Intangible assets other than goodwill	-	120,517	120,517	-	4,053	4,053	
Property, plant and equipment	1,289		1,289	965		965	
Other non-current assets	81		81	4		4	
Trade and other receivables	162		162	-		-	
Cash and cash equivalents	3,179		3,179	4,279		4,279	
Other current assets	1,254		1,254	536		536	
Deferred tax liabilities	-	(22,368)	(22,368)	-	(907)	(907)	
Trade and other liabilities	(32,789)		(32,789)	(587)		(587)	
Current deferred income	-		-	(474)		(474)	
Net assets acquired	(26,824)	98,149	71,325	4,723	3,146	7,869	

21 June 2022

(thousands of €)	CellPoint			AboundBio			Total
	Book value	Adjustment	Fair value	Book value	Adjustment	Fair value	
Consideration paid in cash			107,750			14,976	
Fair value re-measurement of previously held equity investment						342	
Deferred consideration			5,808			-	
Fair value of contingent consideration			20,211			-	
Fair value of total consideration			133,769			15,318	
Goodwill			62,444			7,449	
Exchange differences on goodwill						(80)	
Goodwill in the balance sheet at 31 December 2022			62,444			7,369	69,813
Net cash outflow arising on acquisition							
Consideration paid in cash			107,750			14,976	
Less: cash and cash equivalents balances acquired			(3,179)			(4,279)	
Cash out from acquisition of subsidiaries, net of cash acquired (in 2022)			104,571			10,698	115,270
Cash used in operating activities for other liabilities related to the acquisition of subsidiaries (paid in 2022)			28,164			28,164	
Cash out from acquisition of subsidiaries (payment of deferred consideration in 2023)			7,000			7,000	

As part of the acquisitions, we identified the following acquired intangible assets:

- IPR&D: in-process research and development related to two CD19 CAR-T product candidates in Phase 1/2a clinical studies. The fair value at acquisition date (€28.2 million) was based on the relief from royalty method.

- Exclusive rights: through the acquisition of CellPoint we acquired on the one hand a collaboration agreement between CellPoint and Lonza providing the exclusive right to use the automated Lonza Cocoon® Platform in the development and commercialization of CAR-T cell products, and secondly, a collaboration agreement between CellPoint and Hypertrust providing exclusivity to use the jointly developed XCellit® software for workflow management and monitoring for the manufacturing of the CAR-T cells using the Lonza Cocoon® Platform. The fair values at acquisition date amounted to €89.7 million and €2.6 million respectively. A with and without method was retained to value the exclusivity with Lonza and the XCellit® software was valued based on the applicable royalty rate in the contract.
- Technology: through the acquisition of AboundBio, we acquired a fully human antibody-based therapeutics platform which was valued at €4.1 million at the time of acquisition.

We assessed that the carrying value of all other acquired assets and assumed liabilities approximate their fair value at acquisition date.

The goodwill arising from both transactions totaling €69.8 million was attributable to buyer specific synergies, the value of the assembled workforce and the accounting for net deferred tax liabilities for a total amount of €23.3 million, consisting of deferred tax liabilities on the acquired intangible assets of €32.3 million less recognized deferred tax assets of €9.0 million.

The acquisition costs related to both transactions were considered not to be material and were recognized in our consolidated income statement on the line "general & administrative expenses".

28. Details of the NovAliX transaction

We completed the integrated drug discovery collaboration transaction with NovAliX on 30 June 2023, effective as from 1 July 2023. Under the terms of the agreement, our drug discovery and research activities conducted in Romainville, France, and our employees in Romainville, which are exclusively dedicated to the operation of these activities, were transferred to NovAliX who will assume all ongoing research and discovery activities in Romainville, and this for no consideration. In return, we are committed to utilizing the research capabilities and expertise of NovAliX through a five year-collaboration and within the context of the company's R&D portfolio, resulting in a total purchase commitment of €73.8 million on 30 June 2023 (€63.9 million on 31 December 2023).

The collaboration agreement and sale and purchase agreement were negotiated as a package with one single commercial objective and with an agreed consideration for the transaction as a whole.

The impact of the transfer of activities and personnel (reference is made to the table below) was treated as an advance for future services to be obtained from NovAliX throughout the five years collaboration. This advance will gradually be released through profit or loss, in line with the purchase commitment towards NovAliX over the five year period of the collaboration between us and NovAliX. The part still to be released on 31 December 2023 has been presented in the statement of financial position as other current asset (€2.7 million) and other non-current asset (€5.6 million).

	31 December
(thousands of €)	2023
Loss on sale of fixed assets	12,506
Result of transfer of retirement benefit liability	(3,022)
Result of transfer of right-of-use asset	174
Advance related to the NovAliX transaction	9,658

Furthermore we made an upfront payment to NovAliX of €8.3 million on closing of the transaction which is a prepayment for the future purchase commitment for the following five years. The remaining part has been presented in our statement of financial position on 31 December 2023 as other current asset (€2.4 million) and other non-current asset (€4.7 million).

29. Note to the cash flow statement

(thousands of €)	31 December	
	2023	2022
Adjustment for non-cash transactions		
Depreciation and impairment	43,642	65,566
Share-based compensation expenses	56,718	88,506
Increase in retirement benefit obligations and provisions	11	136
Unrealized exchange losses/gains (-) and non-cash other financial result	19,908	(41,970)
Discounting effect of non-current deferred income	(645)	7,672
Discounting effect of other non-current liabilities	(318)	2,271
Fair value re-measurement of warrants	(18)	(186)
Net change in fair value of current financial investments	(22,690)	(6,929)
Fair value adjustment financial assets held at fair value through profit or loss	390	-
Other non-cash expenses	2,292	2,229
Total adjustment for non-cash transactions	99,291	117,296
Adjustment for items to disclose separately under operating cash flow		
Interest expense	1,867	6,967
Interest income	(79,319)	(14,344)
Tax expense	11,689	2,844
Total adjustment for items to disclose separately under operating cash flow	(65,763)	(4,533)
Adjustment for items to disclose under investing and financing cash flows		
Gain on sale of fixed assets	(1,091)	(23)
Investment income on current financial investments	(15,597)	(3,766)
Total adjustment for items to disclose separately under investing and financing cash flow	(16,688)	(3,789)
Change in working capital other than deferred income		
Increase in inventories	(24,076)	(34,588)
Increase (-)/decrease in receivables	(39,114)	68,984
Increase/decrease (-) in liabilities	31,817	(2,083)
Total change in working capital other than deferred income	(31,373)	32,313

30. Off-balance sheet arrangements

Contractual obligations and commitments

On 31 December 2023, we had outstanding obligations for future purchase commitments, which become due as follows:

(thousands of €)	Total	Less than 1 year	1 – 3 years	3 – 5 years	More than 5 years
Purchase commitments	408,521	237,495	143,532	25,768	1,727

On 31 December 2022, we had outstanding obligations for future purchase commitments, which become due as follows:

(thousands of €)	Total	Less than 1 year	1 – 3 years	3 – 5 years	More than 5 years
Purchase commitments	398,627	240,237	136,560	20,797	1,032

Our purchase commitments at the end of the year 2023 included €239.6 million related to projects in development phase (2022: €243.6 million), €79.0 million for projects in discovery research phase (2022: €20.9 million), €45.9 million for shared services (2022: €49.4 million), €29.9 million for commercial and medical affairs (2022: €36.0 million), and €14.2 million related to Jyseleca® product supply chain (2022: €48.8 million).

At year end 2023, our purchase commitments towards NovAliX amounted to €63.9 million and were included in the €79.0 million related to discovery research. We refer to [notes 2](#) and [28](#) for more information about the transaction with NovAliX.

At the end of the year 2023, €139.1 million of our purchase commitments related to the Jyseleca® discontinued operations transferred to Alfasigma on 31 January 2024, in which €110.8 million related to the filgotinib clinical development and €21.2 million related to commercial and medical affairs activities.

At the end of the year 2023, we have remaining short-term contractual cost sharing obligations related to the termination of our collaboration agreement with Gilead for filgotinib, before its transfer to Alfasigma, amounting to €12.3 million.

We entered into a license agreement with another pharmaceutical company. Under the terms of this agreement we have the obligation to pay potential milestones, which are dependent on successful completion of certain development and commercial milestones, as detailed in the agreement. At 31 December 2023 this commitment amounts to €243.5 million on an undiscounted and non-risk adjusted basis. This amount represents the maximum amount that would be paid if all milestones would be achieved but excludes variable royalty payments based on unit sales.

31. Share-based payments

Subscription right plans

Presented below is a summary of subscription right activities for the reported periods. Various subscription right plans were approved for the benefit of our employees, for members of the Board of Directors and Executive Committee, and independent consultants of Galapagos NV.

The subscription rights offered to members of the Board of Directors vest over a period of 36 months at a rate of 1/36th per month. Effective 1 January 2020, we no longer grant subscription rights to members of the Board of Directors (non-executive directors), taking into account the stricter rules of the Belgian Companies Code.

On 5 May 2023, the Board of Directors issued 1,538,400 subscription rights (after acceptance by the beneficiaries) within the framework of the authorized capital, for the benefit of the Executive Committee members and employees of the group under Subscription Right Plan 2023 BE, Subscription Right Plan 2023 RMV and Subscription Right Plan 2023 ROW.

Following table shows when a subscription right becomes exercisable, per issued plan:

Subscription right exercisable as from	Cliff vesting	Graded vesting		
		First tranche of 25%	Second tranche of 25%	Third tranche of 50%
Subscription right plans before 2021	First day after end of third calenderyear following the grant	-	-	-
Subscription right plan 2021BE	First day after end of third calenderyear following the grant	-	-	-
Subscription right plan 2021RMV and ROW	-	1 January 2023	1 January 2024	1 January 2025
Subscription right plan 2022 (A)	-	1 January 2023	1 January 2024	1 January 2025
Subscription right plan 2022 (B)	1 January 2026	-	-	-
Subscription right plan 2022BE	1 January 2026	-	-	-
Subscription right plan 2022RMV and ROW	-	1 January 2024	1 January 2025	1 January 2026
Subscription right plan 2023BE	1 January 2027	-	-	-
Subscription right plan 2023RMV and ROW	-	1 January 2025	1 January 2026	1 January 2027

In the event of a change of control over Galapagos NV, all outstanding subscription rights vest immediately and will be immediately exercisable.

The table below sets forth a summary of subscription rights outstanding and exercisable on 31 December 2023, per subscription right plan:

Subscription right plan	Allocation date	Expiry date	Exercise price (€)	Outstanding at 1 January 2023	Granted during the year	Exercised during the year	Forfeited during the year	Expired during the year	Outstanding at 31 December 2023	Exercisable at 31 December 2023
2015	30.04.2015	29.04.2023	28.75	63,223		(61,560)	(1,663)		-	-
2015 (B)	22.12.2015	21.12.2023	49.00	241,500				(241,500)	-	-
2015 RMV	22.12.2015	21.12.2023	49.00	35,000				(35,000)	-	-
2016	01.06.2016	31.05.2024	46.10	325,500					325,500	325,500
2016 RMV	01.06.2016	31.05.2024	46.10	69,000					69,000	69,000
2016 (B)	20.01.2017	19.01.2025	62.50	10,000					10,000	10,000
2017	17.05.2017	16.05.2025	80.57	590,000			(5,000)		585,000	585,000
2017 RMV	17.05.2017	16.05.2025	80.57	127,500			(5,000)		122,500	122,500
2018	19.04.2018	18.04.2026	79.88	974,995			(10,000)		964,995	964,995
2018 RMV	19.04.2018	18.04.2026	79.88	137,500			(5,000)		132,500	132,500
2019	10.04.2019	09.04.2027	95.11	1,216,990			(8,750)		1,208,240	1,208,240
2019 RMV	10.04.2019	09.04.2027	95.11	186,000			(8,750)		177,250	177,250
2020	17.04.2020	16.04.2028	168.42	1,458,244			(88,627)		1,369,617	1,317,779
2020 RMV	17.04.2020	16.04.2028	168.42	209,075			(15,775)		193,300	193,300
2021BE	30.04.2021	29.04.2029	64.76	1,041,148			(8,542)		1,032,606	
2021RMV	30.04.2021	29.04.2029	64.76	257,700			(31,404)		226,296	117,030
2021ROW	30.04.2021	29.04.2029	64.76	783,375			(115,879)		667,496	356,418
2022 (A)	13.01.2022	12.01.2030	46.18	30,000					30,000	15,000
2022 (B)	26.01.2022	25.01.2030	50.00	1,000,000					1,000,000	
2022BE	06.05.2022	05.05.2030	57.46	831,542			(13,714)		817,828	
2022BE	05.08.2022	05.05.2030	51.58	78,000					78,000	
2022RMV	06.05.2022	05.05.2030	57.46	242,714			(39,250)		203,464	50,770
2022ROW	06.05.2022	05.05.2030	57.46	847,850			(142,350)		705,500	176,256
2022ROW	05.08.2022	04.08.2030	51.58	60,000					60,000	15,000
2023BE	05.05.2023	04.05.2031	35.11	-	611,000		(1,972)		609,028	
2023RMV	05.05.2023	04.05.2031	35.11	-	110,000		(7,500)		102,500	
2023ROW	05.05.2023	04.05.2031	35.11	-	597,400		(35,500)		561,900	
2023BE	15.06.2023	14.06.2031	38.58	-	200,000				200,000	
2023ROW	17.11.2023	04.05.2031	32.99	-	20,000				20,000	
Total				10,816,856	1,538,400	(61,560)	(544,676)	(276,500)	11,472,520	5,836,538

	Subscription rights	Weighted average exercise price (€)
Outstanding on 31 December, 2021	8,579,837	92.69
Exercisable on 31 December, 2021	1,751,013	56.64
Granted during the year	3,127,239	54.71
Forfeited during the year	(607,430)	100.00
Exercised during the year	(282,790)	23.68
Expired during the year	-	-
Outstanding on 31 December, 2022	10,816,856	83.12
Exercisable on 31 December, 2022	2,574,218	70.26
Granted during the year	1,538,400	35.53
Forfeited during the year	(544,676)	80.31
Exercised during the year	(61,560)	28.75
Expired during the year	(276,500)	49.00
Outstanding on 31 December, 2023	11,472,520	77.93
Exercisable on 31 December, 2023	5,836,538	101.93

The table below sets forth the inputs into the valuation of the subscription rights.

	2023BE	2023RMV/ ROW	2022 (A)	2022 (B)	2022BE	2022RMV/ ROW	2022BE/ 2022ROW
	5 May 2023 & 15 June 2023	5 May 2023 & 17 November 2023	13 January 2022	26 January 2022	6 May 2022	6 May 2022	6 August 2022
Weighted average exercise price (€)	35.97	35.05	46.18	50.00	57.46	57.46	51.58
Weighted average share price at acceptance date (€)	38.53	38.63	46.21	56.67	51.64	51.64	44.55
Weighted average fair value on the acceptance date (€)	16.61	15.96	16.10	24.53	20.73	18.92	17.07
Weighted average estimated volatility (%)	36.89	36.67	41.80	40.80	42.59	42.65	41.75
Weighted average expected life of the subscription right (years)	6.14	5.38	4.72	5.95	6.37	5.36	5.68
Weighted average risk free rate (%)	2.77	2.74	(0.13)	0.67	1.33	1.26	2.70
Expected dividends	None	None	None	None	None	None	None

The exercise price of the subscription rights is determined pursuant to the applicable provisions of the Belgian Law of 26 March 1999.

The weighted average estimated volatility is calculated on the basis of the implied volatility of the share price over the weighted average expected life of the subscription rights.

The weighted average expected life of the subscription right is calculated as the estimated duration until exercise, taking into account the specific features of the plans.

Our share-based compensation expense in 2023 in relation to subscription right plans amounted to €56,718 thousand (2022: €88,506 thousand), of which €36,628 thousand (€62,003 thousand) from continuing operations and €20,090 thousand (2022: €26,503 thousand) from discontinued operations.

The following table provides an overview of the outstanding subscription rights per category of subscription right holders on 31 December 2023 and 31 December 2022:

Category	31 December	
	2023	2022
Members of the Board of Directors	7,500	75,000
Executive Committee members	1,670,500	1,864,000
Personnel	9,794,520	8,877,856
Total subscription rights outstanding	11,472,520	10,816,856

The outstanding subscription rights at the end of the accounting period have a weighted average exercise price of €77.93 (2022: €83.10) and a weighted average remaining life of 1,728 days (2022: 1,914 days).

Restricted stock units (RSUs)

Each RSU represents the right to receive, at Galapagos' discretion, one Galapagos share or a payment in cash of an amount equivalent to the volume-weighted average price of the Galapagos share on Euronext Brussels over the 30-calendar day period preceding the relevant vesting date, in accordance with the terms and conditions of the relevant RSU program.

We currently have the following RSU programs:

Plan 2020.I, Plan 2021.I, Plan 2022.I and Plan 2023.I: these plans are intended to provide a long-term incentive to certain of our employees and Executive Committee members;

Plan 2020.II, Plan 2021.II, Plan 2021.IV, Plan 2022.II and Plan 2023.II: these plans are designed with the aim to retain a specific group of our key employees and Executive Committee members whose retention is considered so important for our future performance that an additional incentive is desirable. The beneficiaries are nominated by the Remuneration committee and the Board of Directors approves this list of beneficiaries. The four-year vesting period is designed to be aligned with long-term shareholder interests;

Plan 2021.III and Plan 2022.III: these plans are intended to compensate employees who transferred from Gilead to us in the framework of the transfer of European commercialization rights, for the long-term incentive plans within Gilead under which unvested RSU awards lapse upon transfer out of the Gilead group. These employees received a one-time RSU grant from us.

The main characteristics of all these plans are as follows:

- the RSUs are offered for no consideration;
- generally four-year vesting period, with 25% vesting each year, except for some plans or some beneficiaries for which the RSUs will all vest at the same time three years after the offer date (bullet vesting); vest 50% after two years and 50% after three years or vest over three years with 34% vesting the first year and 33% in each of the remaining two years;
- payout will be in cash or shares, at Galapagos' discretion, it being understood that in respect of members of the Executive Committee, any vesting prior to the third anniversary of the offer date will always give rise to a payment in cash rather than a delivery of shares as an incentive;
- any unvested RSUs are forfeited upon termination of service before the vesting date.

The table below sets forth a summary of RSUs outstanding at 31 December 2023, per RSU plan:

RSU plan	Allocation date	Outstanding at 1 January 2023	Granted during the year	Forfeited during the year	Paid in cash during the year	Outstanding at 31 December 2023
Plan 2019.II	16.10.2019	12,931		(768)	(12,163)	-
Plan 2020.I	06.05.2020	17,110		(2,558)	(9,361)	5,191
Plan 2020.II	07.05.2020	17,626		(6,530)	(8,335)	2,761
Plan 2021.I.	05.05.2021	92,600		(23,150)	(26,621)	42,829
Plan 2021.II.	06.05.2021	22,341		(7,447)	(5,416)	9,478
	03/06/2021-06/08/2021					
Plan 2021.III.		16,259		(2,636)	(8,207)	5,416
Plan 2021.IV.	24.09.2021	101,838		(52,462)	(33,946)	15,430
Plan 2022.I.	03.05.2022	194,638		(49,844)	(41,486)	103,308
	5/05/2022 - 5/08/2022					
Plan 2022.II.		249,000		(83,602)	(59,270)	106,128
Plan 2022.III.	07.06.2022	11,752		(349)	(5,873)	5,530
Plan 2023.I.	08.05.2023	-	401,962	(35,380)	-	366,582
	9/05/2023 - 15/06/2023 - 17/11/2023					
Plan 2023.II.		-	518,548	(5,748)	-	512,800
Total		736,095	920,510	(270,474)	(210,678)	1,175,453

(in number of RSUs)	31 December	
	2023	2022
Outstanding on 1 January	736,095	657,803
Granted during the year	920,510	470,273
Forfeited during the year	(270,474)	(172,885)
Paid in cash during the year	(210,678)	(219,096)
Outstanding on 31 December	1,175,453	736,095

The RSUs are measured based on the volume-weighted average price of the Galapagos share on Euronext Brussels over the 30-calendar day period preceding the reporting period and they are re-measured at each reporting date. We recognize the corresponding expense and liability over the vesting period. The total liability relating to outstanding RSUs on 31 December 2023 amounted to €13.8 million (2022: €12.9 million).

The following table provides an overview of the outstanding RSUs per category of RSU holders on 31 December 2023 and 31 December 2022.

Category (in number of RSUs)	31 December	
	2023	2022
Executive Committee members	438,738	332,038
Personnel	736,715	404,057
Total outstanding RSUs	1,175,453	736,095

32. Related parties

Relationship and transactions with entities with control of, or significant influence over, Galapagos

Gilead

Gilead exercises significant influence over Galapagos as from the equity subscription on 23 August 2019. As a result of the equity subscription we received a transparency notification from Gilead on 28 August 2019 confirming they held 22.04% of the then issued and outstanding shares of Galapagos.

By exercising Warrant A on 6 November 2019, Gilead increased its ownership in Galapagos to 25.10% of the then outstanding shares. Gilead further increased its ownership to 25.84% at 31 December 2019. Gilead's ownership then diluted to 25.38% at 31 December 2022 and to 25.35% at 31 December 2023, due to four capital increases resulting from the exercise of subscription rights under employee subscription right plans in the course of 2022 (three capital increases) and 2023 (one capital increase).

The presumption of significant influence is also confirmed by Gilead's right, for as long as it holds more than 20% of Galapagos' share capital, to appoint two investor Board designees to Galapagos' Board of Directors, out of a total of nine.

The following table details our relation with Gilead:

(thousands of €)	31 December	
	2023	2022
Relations with Gilead		
Trade and other receivables ⁽¹⁾	5,198	7,877
Trade and other payables	585	-

(thousands of €)	Year ended 31 December 2023	
	2023	2022
Revenues recognized related to the performance obligation for the drug discovery platform	230,242	230,423
Revenues recognized related to the filgotinib performance obligation ⁽²⁾	429,439	174,432
Royalty income related to the commercialization of filgotinib	9,466	10,726
Cost reimbursements related to the development of GLPG1690 ⁽³⁾	299	411
Cross charges from and to Gilead relating to filgotinib ⁽⁴⁾	3,643	(2,374)
Costs (-)/deduction of costs relating to our 50/50 profit/(cost) share mechanism ⁽⁵⁾		
included in sales and marketing expenses		31
included in research and development expenditure		(31)
Purchase of raw materials, semi-finished products and finished products of Jyseleca®		13,539

(1) Consisting of filgotinib development cost sharing receivables of €2.5 million and royalties receivables of €2.4 million

(2) Upfront and milestone payments recognized in accordance with the percentage of completion of the underlying obligation

(3) Shown as decrease of research and development expenditure

(4) Net amount shown as an (increase)/decrease of research and development expenditure

(5) Profit/cost share mechanism came to an end beginning of 2022

As at 31 December 2023 we have two outstanding performance obligations under IFRS 15 towards Gilead, which are the performance obligation related to our drug discovery platform and the termination of our performance obligation relating to filgotinib before its transfer to Alfasigma on the 31 January 2024 following the closing of the transaction for the transfer of the Jyseleca® business. This results in an outstanding deferred income balance of €1.3 billion for the drug discovery platform (including the warrant issuance liability relating to subsequent warrant B) and a remaining €26.3 million deferred income for the performance obligation relating to filgotinib.

A detailed explanation of our transactions with Gilead in 2023 and 2022 can be found in the section titled **Agreements with major Galapagos NV shareholders**. There are no other shareholders or other entities who, solely or jointly, control Galapagos or exercise significant influence over Galapagos.

Relationship and transactions with subsidiaries

Please see **note 33** for an overview of the consolidated companies of the group, which are all wholly-owned subsidiaries of Galapagos NV.

Relationship and transactions with key management personnel

Our key management personnel consists of the members of the Executive Committee and members of the Board of Directors. All amounts mentioned in this section are based on expenses recognized in the financial statements for the relevant financial year.

Remuneration of key management personnel

On 31 December 2023, our Executive Committee had five members: Stoffels IMC BV (permanently represented by Dr. Paul Stoffels), Mr. Thad Huston, Mr. Michele Manto, Ms. Valeria Cnossen and Ms. Annelies Missotten. They provide their services to us on a full-time basis. Mr. Michele Manto's mandate as a member of the Executive Committee ended on 31 December 2023.

On 31 December 2023, our Board of Directors consisted of nine members: Stoffels IMC BV (permanently represented by Dr. Paul Stoffels), Mr. Peter Guenter, Mr. Daniel O'Day, Dr. Linda Higgins, Dr. Elisabeth Svanberg, Mr. Jérôme Contamine, Dr. Dan Baker, Dr. Susanne Schaffert and Mr. Simon Sturge.

During its meeting of 12 June 2023, the Board of Directors appointed Dr. Susanne Schaffert by cooptation as a non-executive independent Director, replacing Dr. Rajesh Parekh who stepped down on 10 June 2023.

During its meeting of 19 September 2023, the Board of Directors appointed Mr. Simon Sturge by cooptation as a non-executive independent Director, replacing Dr. Mary Kerr who stepped down on 18 September 2023.

Dr. Susanne Schaffert's and Mr. Simon Sturge's appointments will be submitted to the confirmation of the Company's Annual Shareholders' Meeting which will be held on 30 April 2024.

Effective from 1 January 2020, Galapagos no longer grants any subscription rights to members of the Board of Directors, taking into account the stricter rules of the Belgian Companies Code. Prior to 2020, Board members were granted subscription rights.

Effective from 26 April 2022, our CEO, Stoffels IMC BV, permanently represented by Dr. Paul Stoffels, has been appointed as the Chair of the Board of Directors of Galapagos. The CEO will only be remunerated for the performance of its executive functions as CEO and is not entitled to any additional remuneration for its mandates of Chair of the Board of Directors or of any Committee.

Reference is made to the Remuneration Report, which discloses the remuneration awarded to each member of the Board of Directors and Executive Committee during 2023.

The remuneration package of the members of key management personnel comprises:

Thousands of € (except for the number of subscription rights and RSUs)	Year ended 31 December	
	2023	2022
Remuneration of key management personnel:		
Short-term benefits to Executive Committee members as a group ⁽¹⁾	3,902	3,444
Board fees for members of the Board of Directors	749	740
Post-employment benefits ⁽²⁾	209	240
Severance package ⁽³⁾	3,150	-
Subscription rights granted in the year		
Number of subscription rights granted in the year to Executive Committee members as a group	325,000	1,124,000
Total cost of subscription rights granted in the year under IFRS 2	5,163	27,010
Number of RSUs granted in the year		
Total number of RSUs granted in the year to Executive Committee members as a group ⁽¹⁾⁽⁴⁾	331,066	200,478

(1) Mr. Onno Van de Stolpe was our CEO and Executive Committee member until 31 March 2022, Dr Andre Hoekema was our CBO and Executive Committee member until 31 October 2022 and Dr. Walid Abi-Saab was our CMO and Executive Committee member until 31 December 2022. Their (prorated) remuneration and benefits are included in the overview for the financial year 2022. Effective as of 1 April 2022, Stoffels IMC BV, permanently represented by Dr. Paul Stoffels, is our CEO and Chair of the Executive Committee. His (prorated) remuneration is included in the overview for the financial years 2022 and 2023. Mr. Bart Filius was a member of the Executive Committee until 30 June 2023 and Mr. Michele Manto was a member of the Executive Committee until 31 December 2023. Their (prorated) remuneration and benefits are included in the overview for the financial years 2022 and 2023. Ms. Valeria Cnossen and Ms. Annelies Missotten were members of the Executive Committee as of 1 January 2023. Mr. Thad Huston was a member of the Executive Committee as of 1 July 2023. Their (prorated) remuneration and benefits are included in the overview for the financial year 2023.

(2) Only Executive Committee members receive post-employment benefits.

(3) In 2023, we disclose Mr. Filius' severance package. The reported amount for 2023 consists of an amount paid to Mr. Filius in accordance with the severance package awarded to him as well as an amount paid in 2023 in accordance with the severance package awarded to Mr. Van de Stolpe, our former CEO, in 2021. In 2022, an amount of €689 thousand was paid to Dr. Wigerinck, our former CSO, and Mr. Van de Stolpe in accordance with severance packages awarded to them and disclosed in 2021.

(4) This is the sum of the RSUs awarded during the respective financial year, excluding the RSUs representing the deferred portion of the bonus for 2022 in FY2022 and for 2023 in FY2023 (each time to be granted in the following financial year). Only Executive Committee members were awarded RSUs.

Other

No loans, quasi-loans or other guarantees were given by Galapagos NV or any of its subsidiaries to members of the Board of Directors and of the Executive Committee. We have not entered into transactions with our key management personnel, other than as described above with respect to remuneration arrangements relating to the exercise or termination of their mandates as members of the Executive Committee and the Board of Directors.

33. Consolidated companies as of 31 December 2023

Name of the subsidiary	Country	% voting right Galapagos NV (directly or indirectly through subsidiaries)	Change in % voting right previous period (2023 vs 2022)
Continuing operations			
GlpG US Inc. (formerly AboundBio Inc.)	United States	100%	
Galapagos B.V. (merged with CellPoint B.V.)	The Netherlands	100%	
Galapagos GmbH	Switzerland	100%	
GlpG US Holding Inc. (formerly Galapagos Inc.)	United States	100%	
Galapagos NV	Belgium	Parent company	
Galapagos Real Estate Belgium BV	Belgium	100%	
Galapagos Real Estate Netherlands B.V.	The Netherlands	100%	
Galapagos SASU	France	100%	
Xenometrix, Inc. in liquidation	United States	100%	
Discontinued operations			
Galapagos Biopharma Belgium BV	Belgium	100%	
Galapagos Biopharma Netherlands B.V.	The Netherlands	100%	
Galapagos Biopharma Spain S.L.U.	Spain	100%	
Galapagos Biopharma Italy S.r.l.	Italy	100%	
Galapagos Biopharma Germany GmbH	Germany	100%	
Galapagos Biopharma Sweden AB	Sweden	100%	
Galapagos Biopharma Norway AS	Norway	100%	
Galapagos Biopharma Finland Oy	Finland	100%	
Galapagos Biopharma Denmark ApS	Denmark	100%	
Galapagos Biopharma Austria GmbH	Austria	100%	
Galapagos Biopharma Ireland Ltd	Ireland	100%	
Galapagos Biotech Ltd	United Kingdom	100%	

There are no significant restrictions on the group's ability to access or use assets, or settle liabilities, of one of the group's subsidiaries.

34. Financial risk management

Financial risk factors

Our financial risks are managed centrally. Our finance department coordinates the access to national and international financial markets and considers and manages continuously the financial risks concerning our activities. These relate to the following financial markets risks: credit risk, liquidity risk, currency and interest rate risk. Our interest rate risk is limited because we have no financial debt. In case of decreasing interest rates we will face a reinvestment risk on our strong cash and cash equivalents and current financial investments balance. We do not buy or trade financial instruments for speculative purposes.

Categories of financial assets and liabilities (the below table does not contain the financial assets and liabilities included in the disposal group held for sale - reference is made to [note 5](#) for more information):

(thousands of €)	31 December		Notes
	2023	2022	
Financial assets held at fair value through profit or loss			
Equity instruments	13,575	-	16
Current financial investments	1,316,805	1,292,514	20
Financial assets at amortized cost			
Current financial investments	2,200,893	2,293,431	20
Cash and cash equivalents	166,803	508,117	21
Restricted cash (current and non-current)	5,533	4,569	16
Other non-current assets	318	1,209	16
Trade receivables	17,494	28,194	19
Total financial assets	3,721,421	4,128,033	
Financial liabilities held at fair value through profit or loss			
Current financial instruments	-	19	25
Current contingent consideration related to milestones CellPoint	-	8,485	25
Non-current contingent consideration related to milestones CellPoint	20,972	13,582	25
Financial liabilities at amortized cost			
Trade liabilities	87,966	68,928	25
Lease liabilities	9,596	21,901	24
Current deferred consideration payable CellPoint	-	6,222	25
Total financial liabilities	118,534	119,137	

The carrying amounts of trade payables and trade receivables are considered to be the same as their fair values, due to their short-term nature.

Financial assets held at fair value through profit or loss

Financial assets held at fair value through profit or loss consisted of an equity instrument of a non-listed company and current financial investments.

We have no restrictions on the sale of this equity instrument and the asset is not pledged under any of our liabilities.

The fair value of the equity instrument in the non-listed company has been determined mainly by reference to the initial transaction price (classified as level 3 in the fair value hierarchy).

Current financial investments include money market funds in EUR and USD, which all classify for level 1 fair value measurement.

Liquidity risk

Current financial investments and cash and cash equivalents amounted to €3,684.5 million on 31 December 2023. Management forecasts our liquidity requirements to ensure that we have sufficient cash to meet operational needs. We have no credit lines. Such forecasting is based on realistic assumptions with regards to royalties, milestone and upfront payments to be received, taking into account our past track record, including the assumption that not all new projects that are being planned will be realized.

All our cash and cash equivalents have only an insignificant liquidity risk as they are all convertible upon a maximum three month notice period and without incurring a significant penalty in normal market circumstances.

Credit risk

The term “credit risk” refers to the risk that counterparty will default on its contractual obligations resulting in financial loss for us.

We grant credit to our clients in the framework of our normal business activities. Usually, we require no pledge or other collateral to cover the amounts due. All our receivables are considered collectable.

We did not account for a provision for expected credit losses relating to our trade and other receivables given that there is no history of material credit losses, nor does forward looking information reveals any potential risk and due to the high-quality nature of our customers.

Aging balance of receivables that are due, but that are still considered collectable:

(thousands of €)	31 December	
	2023	2022
60 – 90 days	3	424
90 – 120 days	3	208
more than 120 days	117	473

Our cash and cash equivalents are invested primarily in current, notice and term accounts. For banks and financial institutions, only independently rated parties with a minimum rating of 'A' are accepted at the beginning of the term. Our current financial investments are also kept within different financial institutions and include term deposits, money market funds and treasury bills with an AAA rating. The money market funds are invested in a well-diversified portfolio of highly rated assets.

Interest rate risk

The only variable interest-bearing financial instruments are cash and cash equivalents and current financial investments.

Changes in interest rates may cause variations in interest income and expenses resulting from short-term interest-bearing assets. Management does not expect the short-term interest rates to decrease significantly in the immediate foreseeable future, which limits the interest exposure on our cash and cash equivalents and current financial investments.

Effect of interest rate fluctuation

A 100 basis points increase in interest rates at balance sheet date would have increased profit or loss, and equity, by approximately €36.8 million (2022: €40.9 million); a 100 basis points decrease in interest rates would have decreased profit or loss, and equity, by approximately €36.8 million (2022: €40.9 million). These scenarios assume our entire cash portfolio would immediately reprice at the new interest rates.

Foreign exchange risk

We are exposed to foreign exchange risk arising from various currency exposures. Our principal functional currency is euro, but we receive payments from our main collaboration partner Gilead in U.S. dollars and acquire some consumables and materials in U.S. dollars, Swiss francs, and GB pounds.

To limit this risk, we attempt to align incoming and outgoing cash flows in currencies other than EUR. In addition, contracts closed by our different entities are mainly in the functional currencies of that entity, except for the collaboration agreement signed with Gilead for which payments are denominated in U.S. dollars.

The exchange rate risk in case of a 10% change in the exchange rate amounts to:

Net book value (thousands of €)	31 December	
	2023	2022
Increase in Euros - U.S. Dollars	(78,013)	(85,140)
Increase in Euros - GB Pounds	666	960
Increase in Euros - CH Francs	385	557

The exchange rate risk on the U.S. dollar is primarily related to our cash and cash equivalents and current financial investments held in U.S. dollars.

Capital risk factors

We manage our capital to safeguard that we will be able to continue as a going concern. At the same time, we want to ensure the return to our shareholders through the results from our research and development activities.

Our capital structure consists of current financial investments, cash and cash equivalents, and equity attributed to the holders of our equity instruments, such as capital, reserves and results carried forward, as mentioned in the consolidated statement of changes in equity.

We manage our capital structure and make the necessary adjustments in the light of changes of economic circumstances, the risk characteristics of underlying assets and the projected cash needs of the current research and development activities.

The adequacy of the capital structure will depend on many factors, including scientific progress in the research and development programs, the magnitude of those programs, the commitments to existing and new clinical CROs, the ability to establish new alliance or collaboration agreements, the capital expenditures, the new commercial activities, market developments and any future acquisition.

Neither Galapagos NV nor any of its subsidiaries are subject to any externally imposed capital requirements, other than those imposed by generally applicable company law requirements.

35. Statutory auditor's remuneration

BDO Bedrijfsrevisoren BV (BDO) was appointed as statutory auditor by the Shareholders' Meeting held on 25 April 2023, for a term of three years expiring immediately after the Annual Shareholders' meeting to be held in 2026 which will have decided upon the annual accounts for the financial year to be ended on 31 December 2025.

Deloitte Bedrijfsrevisoren BV (Deloitte) ceased to be our statutory auditor as of the date of the Annual Shareholders' Meeting held on 25 April 2023.

Our principal accountants billed the following fees to us for professional services rendered in 2023 (BDO) and 2022 (Deloitte).

The statutory auditor's fees for carrying out its mandate at group level amounted to €1,124.0 thousand in 2023 (2022: €1,127.1 thousand). The 2023 audit fee was €191.3 thousand higher compared to the fee that was approved by the Shareholders' Meeting held on 25 April 2023 due to exceptional audit activities and special assignments performed by the statutory auditor. Audit-related fees, which generally the auditor provides, amounted to €20.2 thousand in 2023 (2022: €26.9 thousand). Other fees related to non-audit services executed by the statutory auditor amounted to €6.6 thousand in 2023 (2022: €nil) and related to ESG reporting. Other fees related to non-audit services executed by persons related to the statutory auditor amounted to €nil in 2023 (2022: €429.5 thousand and related to advisory services in relation to IT and quality management). Tax fees amounted to €68.0 thousand in 2023 (2022: €nil) and related to tax assistance relating to personal payroll taxes related to prior year filings. The Audit Committee and the Board of Directors are of the opinion that these non-audit services do not affect the independence of the statutory auditor in the performance of his audit. The abovementioned additional fees were fully approved by the Audit Committee in accordance with article 3:64 of the Belgian Code of Companies and Associations.

36. Events after balance sheet date

On 3 January 2024, we signed a strategic collaboration and license agreement with BridGene Biosciences to further strengthen our growing early-stage oncology precision medicine pipeline. Under the terms of the agreement, BridGene will receive from us up to \$27 million in upfront and preclinical research milestone payments and potentially over \$700 million in clinical and commercial milestones, assuming success of the programs. In addition, BridGene will be entitled to receive single-digit tiered royalties on net sales of each product resulting from the collaboration.

On 4 January 2024, we announced that we entered into a strategic collaboration agreement with Thermo Fisher Scientific for CAR-T manufacturing and kitting services for our point-of-care CAR-T product candidate in the San Francisco area. Under the terms of the agreement, Thermo Fisher will provide GMP manufacturing as well as BioServices and Specialty Logistics for our CAR-T hemato-oncology clinical program in the San Francisco area, effective January 2024. We will initiate the technology transfer to enable Thermo Fisher's manufacturing activities.

On 31 January 2024, we successfully completed the transaction with Alfasigma for the transfer of the Jyseleca® business after having met all closing conditions. As part of the transaction, the amended Filgotinib Agreement between us and Gilead has been assigned by us to Alfasigma. Alfasigma paid us an upfront payment of €50.0 million plus €13.2 million for cash and working capital subject to final settlement based on completion accounts. We are entitled to potential future sales-based milestone payments totaling €120 million and mid-single to mid-double-digit royalties on European sales. We will contribute up to €40 million to Alfasigma by June 2025 for Jyseleca® related development activities.

On 31 January 2024, we participated for \$40.0 million in Series C financing round of Frontier Medicines, a pioneer in precision oncology with a unique technology platform and a pipeline of potential best-in-class assets that fit with our precision oncology R&D approach. The investment aligns with our innovation acceleration strategy to bring transformational medicines to patients around the world.

On 26 March 2024, our consolidated financial statements were approved by the Board of Directors and authorized for publication. They were signed on behalf of the Board of Directors by:

(signed)

Stoffels IMC BV

permanently represented by Dr. Paul Stoffels Chairman of the Board of Directors

Jérôme Contamine

Chairman of the Audit Committee and member of the Board of Directors 26 March 2024

Overview statutory results of Galapagos NV

This overview only concerns an abbreviated version of the non-consolidated statutory results of Galapagos NV. These results are part of the consolidated results as discussed in the [Letter from the CEO and Chairman](#). The complete version of the statutory accounts of Galapagos NV will be filed with the National Bank of Belgium. The statutory auditor's report contains an unqualified opinion on the statutory accounts of Galapagos NV.

Income statement

(thousands of €)	Year ended 31 December	
	2023	2022
Turnover	628,899	418,495
Inventory semi-finished and finished goods : increase (decrease)	6,808	4,414
Internally generated intangible assets	352,580	349,508
Other operating income	16,103	12,847
Non-recurring operating income	547	19
Operating income	1,004,937	785,283
Raw materials, consumables and goods for resale	(28,718)	(19,860)
Services and other goods	(397,124)	(420,835)
Remuneration, social security costs and pensions	(73,556)	(77,772)
Depreciation, impairment and other amounts written off on constitution costs, intangible and tangible assets	(360,512)	(357,368)
Increase in provisions	(4,220)	(2,105)
Other operating charges	(70,785)	(102,149)
Non-recurring operating costs	(1,037)	(36,854)
Operating profit/loss (-)	68,985	(231,661)
Finance income	213,501	135,554
Finance cost	(27,417)	(60,964)
Non-recurring finance cost	(10,069)	-
Profit/loss (-) before tax	245,000	(157,071)
Taxes	26,292	19,092
Profit/loss (-) for the year	271,292	(137,980)
Loss brought forward	(507,217)	(369,237)
Accumulated losses to be carried forward	(235,924)	(507,217)

Balance sheet

(thousands of €)	31 December	
	2023	2022
Assets		
Non-current assets	464,865	375,525
Intangible fixed assets	58,349	18,165
Tangible fixed assets	16,025	17,595
Financial fixed assets	268,400	251,918
Non-current trade and other receivables	122,091	87,847
Current assets	3,836,396	4,318,923
Inventories	73,978	52,665
Trade and other receivables	91,066	154,704
Deferred costs	10,889	9,755
Accrued income	14,651	10,711
Cash and cash equivalents	3,645,812	4,091,087
Total assets	4,301,261	4,694,448
Equity and liabilities		
Equity	2,781,703	2,508,640
Share capital and reserves	356,445	356,112
Share premium account	2,661,182	2,659,745
Accumulated losses	(235,924)	(507,217)
Liabilities	1,519,558	2,185,808
Non-current liabilities	13,972	9,752
Provisions	13,972	9,752
Current liabilities	1,505,586	2,176,057
Trade and other payables	178,117	274,599
Tax, payroll and social security liabilities	23,758	25,642
Accrued costs	538	658
Deferred income	1,303,173	1,875,157
Total equity and liabilities	4,301,261	4,694,448

Galapagos NV's operating income increased by €219.6 million in 2023, from €785.3 million in 2022 to €1,004.9 million in 2023. This increase was due to a higher turnover, of €210.4 million, mainly recognition of upfront payments. This increase was explained by a substantial decrease in our assessment of the remaining costs to complete the filgotinib development following the recent transfer of our entire Jyseleca® business to Alfasigma, including the transfer of the remaining development performance obligation after closing of the transaction. As a result, there was a substantial increase of the percentage of completion of our performance obligation and a positive catch-up released to revenues.

There was also an increase due to internally generated intangible assets – being capitalized R&D expenses – which contributed by €3.1 million more to our operating income than previous year. Other operating income increased with €3.3 million and amounted to €16.1 million for the year ended 31 December 2023, including €6.6 million of grants recognized for R&D projects and €7.8 million recuperation of withholding taxes for scientists.

The operating costs of 2023 amounted to €935.9 million compared to €1,016.9 million in 2022.

Material purchases increased from €19.9 million in 2022 to €28.7 million in 2023.

Services and other goods decreased substantially to €397.1 million compared to €420.8 million in 2022, primarily due to decreased external subcontracting for our preclinical studies and clinical trials.

Personnel costs in 2023 decreased to €73.6 million compared to €77.8 million in 2022. The number of employees at Galapagos NV at the end of 2023 amounted to 367 as compared to 442 at the end of 2022, excluding insourced personnel. The average number of FTE in 2023 decreased to 369, compared to 433 in 2022.

Depreciation increased to €360.5 million in 2023, compared to €357.4 million in 2022, and related primarily to amortization of capitalized R&D expenses. Galapagos NV capitalizes its incurred R&D expenses and fully amortizes them in the same year.

Other operating charges decreased from €102.1 million in 2022 to €70.8 million in 2023 caused by a reduction in transferpricing management fees. Non-recurring operating costs in 2022 consisted of impairments of intangible fixed assets related to discontinued projects.

Galapagos NV's 2023 financial income increased to €213.5 million compared to €135.6 million in 2022, financial costs decreased to €27.4 million compared to €61.0 million in 2022. Non-recurring finance cost in 2023 consisted of impairment on financial assets. The net exchange gain decreased from €54.9 million in 2022 to a net exchange loss of €29.3 million in 2023 and consisted mainly of non-realized currency exchange losses on U.S. dollar. The net interest income in 2023 amounted to €97.9 million as compared to a net interest income of €10.8 million in 2022. Financial income also included dividend income of €109.5 million.

Tax income recorded in 2023 of €26.3 million as compared to €19.1 million tax income in 2022, related to tax incentives for investments in intangible fixed assets.

Investments in fixed assets in 2023 amounted to €47.6 million, excluding the internally generated assets. They consisted mainly of investments in intangible assets, being a license payment and software, as well of costs for building improvements, new laboratory and IT equipment.

Non-current and current other receivables amounted to respectively €122.1 million and €64.1 million and included the receivable for tax incentives amounting to respectively €117.4 million and €13.8 million in 2023, compared to other receivables for tax incentives of €87.8 million and €14.2 million in 2022.

Galapagos NV's cash position at the end of 2023 amounted to €3,645.8 million.

The non-consolidated annual accounts of Galapagos NV which we submit for your approval were prepared in accordance with Belgian accounting rules as well as with the

legal and regulatory requirements. They show a positive result. The financial year 2023 closed with a profit of €271.3 million compared to a loss of €138.0 million in 2022.

The non-consolidated annual accounts of Galapagos NV show accumulated losses of €235.9 million as at 31 December 2023; we refer to the **Going concern statement** for justification for the application of the valuation rules under the going concern assumption.

In 2023, Galapagos NV did not make use of financial instruments.

Following common practice, Galapagos NV has given customary representations and warranties which are capped and limited in time.

Report of the statutory auditor

Statutory auditor's report to the general meeting of Galapagos NV for the year ended 31 December 2023 (Consolidated Financial Statements)

In the context of the statutory audit of the consolidated financial statements of Galapagos NV ('the Company') and its subsidiaries (together referred to as 'the Group'), we hereby present our statutory auditor's report. It includes our report of the consolidated financial statements and the other legal and regulatory requirements. This report is an integrated whole and is indivisible.

We have been appointed as statutory auditor by the general meeting of 25 April 2023, following the proposal formulated by the administrative body, issued upon recommendation of the Audit Committee and upon presentation by the works' council. Our statutory auditor's mandate expires on the date of the General Meeting deliberating on the financial statements closed on 31 December 2025. We have performed the statutory audit of the consolidated financial statements of the Group for one year.

Report on the consolidated financial statements

Unqualified opinion

We have performed the statutory audit of the Group's consolidated financial statements, which comprise the consolidated statement of financial position as at 31 December 2023, the consolidated income statement, consolidated statement of comprehensive income/loss, changes in equity and cash flows for the year then ended, and notes to the consolidated financial statements, including a summary of material accounting policies and other explanatory information, and which is characterised by a consolidated statement of financial position total of 4,357,396 thousand EUR and for which the consolidated income statement shows a profit for the year of 211,697 thousand EUR.

In our opinion, the consolidated financial statements give a true and fair view of the Group's net equity and financial position as at 31 December 2023, as well as of its consolidated financial performance and its consolidated cash flows for the year then ended, in accordance with International Financial Reporting Standards (IFRS) as adopted by the European Union and with the legal and regulatory requirements applicable in Belgium.

Basis for unqualified opinion

We conducted our audit in accordance with International Standards on Auditing (ISA) as applicable in Belgium.

Our responsibilities under those standards are further described in the ‘Statutory auditor’s responsibilities for the audit of the consolidated financial statements’ section in this report.

We have complied with all the ethical requirements that are relevant to the audit of consolidated financial statements in Belgium, including those concerning independence.

We have obtained from the administrative body and company officials the explanations and information necessary for performing our audit.

We believe that the audit evidence we have obtained is sufficient and appropriate to provide a basis for our opinion

Key audit matters

Key audit matters are those matters that, in our professional judgment, were of most significance in our audit of the consolidated financial statements of the current year. These matters were addressed in the context of our audit of the consolidated financial statements as a whole, and in forming our opinion thereon, and we do not provide a separate opinion on these matters.

Determination of the percentage of completion used for revenue recognition related to the filgotinib performance obligation under the license and collaboration agreement with Gilead, reported within the results from discontinued operations

Critical Audit Matter Description

As described in notes 2, 4, 5 and 26 to the consolidated financial statements, the Company recognized collaboration revenues of 429.4 million EUR in 2023 from upfront payments and milestone payments related to the filgotinib performance obligation under the license and collaboration agreement with Gilead (the “agreement”). The Company recognized revenue using the cost-to-cost input method, which management believes best depicts the transfer of control to the customer. The extent of progress towards completion is measured based on the ratio of actual costs incurred to date, to the total estimated costs expected upon satisfying the filgotinib performance obligation.

Significant management judgment is required in determining the total estimated costs still to incur and the period over which the Company is expected to complete its performance obligation, impacting the revenue recognition. This significant estimate is the principal consideration for our conclusion that procedures relating to the determination of the estimated costs to complete the performance obligation, impacting the revenue recognition for the filgotinib performance obligation, is a critical audit matter. This increased level of judgment by management led to a high degree of auditor judgment, complexity, and effort in performing procedures and in evaluating audit

evidence related to management's assumptions of the estimation of total costs to complete.

How the Critical Audit Matter Was Addressed in the Audit

The primary procedures we performed to address this critical audit matter included:

- Testing the design and operating effectiveness of controls over management's assessment on determining the estimate of total costs to complete the performance obligation, which included evaluating the reasonableness of significant assumptions related to the estimate;
- Testing the accuracy and completeness of actual costs incurred to date based on a sample;
- Evaluating management's ability to reasonably estimate the costs to complete the performance obligation, including:
 - Evaluating the appropriateness of changes made during the period to management's estimates of total costs to complete.
 - Performing a comparison of management's prior period cost estimates to actual costs incurred and approved.
 - Evaluating the period over which management is expecting the Company to complete its performance obligation.
 - Comparing certain costs to third-party supporting evidence.
 - Considering the impact of any subsequent events on management's assumptions.

Discontinued operations and assets and liabilities held for sale related to the transfer of Jyseleca[®] business to Alfasigma

Critical Audit Matter Description

As described in note 2 and 5 to the consolidated financial statements, the Company announced on October 30, 2023, the signing of a letter of intent contemplating the transfer of the Jyseleca[®] business to Alfasigma. On December 30, 2023 the Share and Asset Purchase Agreement ('SAPA') was signed with the final closing of the transaction being subject to closing conditions. On January 31, 2024 these conditions, including the signing of the Transition agreement, were fulfilled and the transaction was closed.

Significant management judgement was used in the determination and classification of the expenses incurred directly in relation to the Jyseleca[®] business as discontinued operations, which involved certain judgments in allocating expenses and in the identification of the assets and liabilities that form part of the disposal group relating to the transfer of the Jyseleca[®] business, considering the transition period and conditions agreed with Alfasigma. This significant judgment is the principal consideration for our conclusion that procedures relating to auditing management's judgements applied to the determination and classification of the expenses and in the identification of the

assets and liabilities is a critical audit matter. Significant audit effort was involved in performing these procedures.

How the Critical Audit Matter Was Addressed in the Audit

The primary procedures we performed to address this critical audit matter included:

- Testing the design and operating effectiveness of controls over management's accounting treatment for discontinued operations, including those over the determination of the assets and liabilities allocated to the disposal group;
- Evaluating management's judgements over the identification of all assets and liabilities belonging to the disposal group by reading relevant agreements and assessing the Company's ongoing involvement during the transition period agreed with Alfasigma;
- Assessing the reasonableness of the judgements applied by management in allocating expenses to the discontinued operations by inspecting supporting documentation, and inquiring management regarding specific assumptions made.

Responsibilities of the administrative body for the drafting of the consolidated financial statements

The administrative body is responsible for the preparation of consolidated financial statements that give a true and fair view in accordance with the International Financial Reporting Standards (IFRS) as adopted by the European Union and with the legal and regulatory provisions applicable in Belgium, and for such internal control as the administrative body determines is necessary to enable the preparation of consolidated financial statements that are free from material misstatements, whether due to fraud or error.

In preparing the consolidated financial statements, the administrative body is responsible for assessing the Group's ability to continue as a going concern, disclosing, as applicable, matters related to going concern and using the going concern basis of accounting unless the administrative body either intends to liquidate the Group or to cease operations, or has no realistic alternative but to do so.

Statutory auditor's responsibilities for the audit of the consolidated financial statements

Our objectives are to obtain reasonable assurance about whether the consolidated financial statements as a whole are free from material misstatement, whether due to fraud or error, and to issue a statutory auditor's report that includes our opinion. Reasonable assurance is a high level of assurance, but it is not a guarantee that an audit conducted in accordance with ISAs will always detect a material misstatement when it exists. Misstatements can arise from fraud or error and are considered material if, individually or in the aggregate, they could reasonably be expected to influence the economic decisions of users taken on the basis of these consolidated financial statements.

When executing our audit, we respect the legal, regulatory and normative framework applicable for the audit of the consolidated financial statements in Belgium. However, a statutory audit does not guarantee the future viability of the Group, neither the efficiency and effectiveness of the management of the Group by the administrative body. Our responsibilities regarding the continuity assumption applied by the administrative body are described below.

As part of an audit in accordance with ISAs, we exercise professional judgment and maintain professional skepticism throughout the audit. We also:

- Identify and assess the risks of material misstatement of the consolidated financial statements, whether due to fraud or error, design and perform audit procedures responsive to those risks, and obtain audit evidence that is sufficient and appropriate to provide a basis for our opinion. The risk of not detecting a material misstatement resulting from fraud is higher than for one resulting from error, as fraud may involve collusion, forgery, intentional omissions, misrepresentations, or the override of internal control;
- Obtain an understanding of internal control relevant to the audit in order to design audit procedures that are appropriate in the circumstances, but not for the purpose of expressing an opinion on the effectiveness of the Group's internal control;
- Evaluate the appropriateness of accounting policies used and the reasonableness of accounting estimates and related disclosures made by the administrative body;
- Conclude on the appropriateness of the administrative body's use of the going concern basis of accounting and, based on the audit evidence obtained, whether a material uncertainty exists related to events or conditions that may cast significant doubt on the Group's ability to continue as a going concern. If we conclude that a material uncertainty exists, we are required to draw attention in our statutory auditor's report to the related disclosures in the consolidated financial statements or, if such disclosures are inadequate, to modify our opinion. Our conclusions are based on the audit evidence obtained up to the date of our statutory auditor's report. However, future events or conditions may cause the Group to cease to continue as a going concern;
- Evaluate the overall presentation, structure and content of the consolidated financial statements and whether the consolidated financial statements represent the underlying transactions and events in a manner that achieves fair presentation;
- Obtain sufficient appropriate audit evidence regarding the financial information of the entities or business activities within the Group to express an opinion on the consolidated financial statements. We are responsible for the management, the supervision and the performance of the Group audit. We assume full responsibility for the auditor's opinion.

We communicate with the Audit Committee regarding, among other matters, the planned scope and timing of the audit and significant audit findings, including any significant deficiencies in internal control identified during the audit.

We also provide the Audit Committee with a statement that we respected the relevant ethical requirements relating to independence, and we communicate with them about all relationships and other issues which may influence our independence, and, if applicable, about the related measures to guarantee our independence.

From the matters communicated with the Audit Committee, we determine those matters that were of most significance in the audit of the consolidated financial statements of the current year, and are therefore the key audit matters. We describe these matters in our statutory auditor's report, unless law or regulation precludes public disclosure about the matter.

Other legal and regulatory requirements

Responsibilities of the administrative body

The administrative body is responsible for the preparation and the contents of the director's report on the consolidated financial statements, the statement of non-financial information attached to the director's report on the consolidated financial statements and for the other information included in the annual report on the consolidated financial statements.

Responsibilities of the statutory auditor

In the context of our mission and in accordance with the Belgian standard (version revised 2020) which is complementary to the International Standards on Auditing (ISA) as applicable in Belgium, it is our responsibility to verify, in all material aspects, the director's report on the consolidated financial statements, the statement of non-financial information attached to the director's report on the consolidated financial statements and the other information included in the annual report on the consolidated financial statements, as well as to report on these elements.

Aspects relating to the director's report on the consolidated financial statements and to the other information included in the annual report on the consolidated financial statements

In our opinion, after having performed specific procedures in relation to the director's report, this director's report is consistent with the consolidated financial statements for the same financial year, and it is prepared in accordance with article 3:32 of the Code of companies and associations.

In the context of our audit of the consolidated financial statements, we are also responsible for considering, in particular based on the knowledge we have obtained during the audit, whether the director's report on the consolidated financial statements and the other information included in the annual report on the consolidated financial statements, contain a material misstatement, i.e. information which is inadequately disclosed or otherwise misleading. Based on the procedures we have performed, there are no material misstatements we have to report to you.

The non-financial information, as required by article 3:32, §2 of the Code of companies and associations, has been included in a separate report attached to the director's report on the consolidated annual accounts, which is part of the section on sustainability in the annual report. This report of non-financial information contains the information required by article 3:32, §2 of the Code of companies and associations and is consistent with the consolidated annual accounts for the same financial year. In preparing this non-financial information, the Company has based itself on the United Nations' Sustainable Development Goals ("SDG's"). In accordance with article 3:80, §1, first paragraph, 5° of the Code of companies and associations, we do not express an opinion on the question whether this non-financial information has been prepared in accordance with the information contained in the director's report on the consolidated annual accounts in accordance with the SDG's.

Statement concerning independence

- Our audit firm and our network did not provide services which are incompatible with the statutory audit of the consolidated financial statements and our audit firm remained independent of the Group during the terms of our mandate.
- The fees related to additional services which are compatible with the statutory audit as referred to in article 3:65 of the Code of companies and associations were duly itemised and valued in the notes to the consolidated financial statements.

European Single Electronic Format (ESEF)

In accordance with the draft standard of the Institute of Bedrijfsrevisoren concerning the standard on auditing the conformity of financial statements with the European Single Electronic Format (hereinafter "ESEF"), we also audited the conformity of the ESEF format with the regulatory technical standards established by Commission Delegated Regulation (EU) 2019/815 of 17 December 2018 (hereinafter: "Delegated Regulation").

The administrative body is responsible for preparing, in accordance with ESEF requirements, the consolidated financial statements in the form of an electronic file in ESEF format (hereinafter "digital consolidated financial statements") included in the annual financial report.

It is our responsibility to obtain sufficient and appropriate supporting information to conclude that the format and mark-up language of the digital consolidated financial statements comply in all material aspects with the ESEF requirements under the Delegated Regulation.

Based on our work, we believe that the format and the mark-up of information in the official Dutch version of the digital consolidated financial statements included in the annual financial report of Galapagos NV as at 31 December 2023 comply in all material aspects with the ESEF requirements under the Delegated Regulation.

Other statements

This report is in compliance with the contents of our additional report to the Audit Committee as referred to in article 11 of regulation (EU) No 537/2014.

Zaventem, 28 March 2024

BDO Bedrijfsrevisoren BV
Statutory auditor
Represented by Ellen Lombaerts*
Auditor

*Acting for a company

Glossary

ADS

American Depositary Share; Galapagos has a Level 3 ADS listed on Nasdaq with ticker symbol GLPG and CUSIP number 36315X101. One ADS is equivalent to one ordinary share in Galapagos NV

Antibody

A blood protein produced in response to and counteracting a specific antigen. Antibodies combine chemically with substances which the body recognizes as alien, such as bacteria, viruses, and foreign substances

Antigen-binding fragment (Fab)

The fragment antigen-binding (Fab fragment) is a region on an antibody that binds to antigens. It is composed of one constant and one variable domain of each of the heavy and the light chain

Assays

Laboratory tests to determine characteristics

ATALANTA-1

ATALANTA-1 Phase 1/2 study with point-of-care manufactured CD19 CAR-T candidate, GLPG5101, in patients with relapsed/ refractory non-Hodgkin lymphoma (rrNHL)

Axial spondyloarthritis (AxSpA)

Axial spondyloarthritis (axSpA) is a type of arthritis. It mostly causes pain and swelling in the spine and the joints that connect the bottom of the spine to the pelvis (sacroiliac joint). Other joints can be affected as well. It is a systemic disease, which means it may affect other body parts and organs. The disease tends to run in families

BCMA

B cell maturation antigen (BCMA) is a member of the tumor necrosis factor receptor superfamily that plays an important role in regulating B-cell proliferation and survival. BCMA is central to the survival of multiple myeloma cells

Biologics

Biologics, also referred to as Biologicals, are those class of medicines which are grown and then purified from large-scale cell cultures of bacteria or yeast, or plant or animal cells. Biologicals are a diverse group of medicines which includes vaccines, growth factors, immune modulators, monoclonal antibodies, as well as products derived from

human blood and plasma. What distinguishes biologics from other medicines is that these are generally proteins purified from living culture systems or from blood, whereas other medicines are considered as 'small molecules' and are either made synthetically or purified from plants

Black & Scholes model

A mathematical description of financial markets and derivative investment instruments that is widely used in the pricing of European options and subscription rights

CAR-T

Chimeric antigen receptor T cells (also known as CAR-T cells) are T cells that have been genetically engineered to produce an artificial T cell receptor for use in immunotherapy

Cash position

Current financial investments and cash and cash equivalents

CD19

CD19 is a protein found on the surface of B-cells, a type of white blood cell. Since CD19 is a hallmark of B-cells, the protein has been used to diagnose cancers that arise from this type of cell, notably B-cell lymphomas

Cell therapy

Cell therapy aims to treat diseases by restoring or altering certain sets of cells or by using cells to carry a therapy through the body. With cell therapy, cells are cultivated or modified outside the body before being injected into the patient. The cells may originate from the patient (autologous cells) or a donor (allogeneic cells)

CHMP

Committee for Medicinal Products for Human Use is the European Medicines Agency's (EMA) committee responsible for human medicines and plays a vital role in the authorization of medicines in the European Union (EU)

Chronic Lymphocytic Leukemia (CLL)

Chronic lymphocytic leukemia is the most common leukemia in adults. It is a type of cancer that starts in cells that become certain white blood cells (called lymphocytes) in the bone marrow. The cancer (leukemia) cells originate in the bone marrow and migrate to the bloodstream

Complete Response Rate (CRR)

Term used for the absence of all detectable cancer after the treatment is completed

Compound

A chemical substance, often a small molecule with drug-like properties

Contract research organization (CRO)

Organization which provides drug discovery and development services to the pharmaceutical, biotechnology and medical devices industry

Crohn's disease (CD)

An IBD involving inflammation of the small and large intestines, leading to pain, bleeding, and ultimately in some cases surgical removal of parts of the bowel

Cryopreservation

Process where biological material - cells, tissues, or organs - are frozen to preserve the material for an extended period of time

Cytokine

A category of small proteins which play important roles in signaling in processes in the body

Cytokine release syndrome (CRS)

Condition that develops when your immune system responds too aggressively to infection or after certain types of immunotherapy, such as CAR-T-cell therapy

DARWIN

Phase 2 program for filgotinib in RA. DARWIN 1 explored three doses, in twice-daily and once-daily administration, for up to 24 weeks in RA patients with insufficient response to methotrexate (MTX) and who remained on their stable background treatment with MTX. DARWIN 2 explored three once-daily doses for up to 24 weeks in RA patients with insufficient response to methotrexate (MTX) and who washed out of their treatment with MTX. DARWIN 1 and 2 were double-blind, placebo-controlled trials which recruited approximately 900 patients globally and for which results were reported in 2015. DARWIN 3 is a long term extension trial in which all patients are on 200mg filgotinib, except for U.S. males who are on 100mg. The Week 156 results from DARWIN 3 were reported in 2019

Dermatomyositis (DM)

Dermatomyositis is a rare inflammatory disease. Common symptoms include distinctive skin rash, and inflammatory myopathy, or inflamed muscles, causing muscle weakness

Development

All activities required to bring a new drug to the market. This includes preclinical and clinical development research, chemical and pharmaceutical development and regulatory filings of product candidates

Discovery

Process by which new medicines are discovered and/or designed. At Galapagos, this is the department that oversees target and drug discovery research through to nomination of preclinical candidates

DIVERSITY

Phase 3 program evaluating filgotinib in CD

Dose-range finding study

Phase 2 clinical study exploring the balance between efficacy and safety among various doses of treatment in patients. Results are used to determine doses for later studies

Double-blind

Term to characterize a clinical trial in which neither the physician nor the patient knows if the patient is taking placebo or the treatment being evaluated

EC

European Commission

Efficacy

Effectiveness for intended use

EMA

European Medicines Agency, in charge of European market authorization of new medications

End-to-end

A process that takes a system or service from beginning to end and delivers a complete functional solution, usually without strong reliance on third parties

EUPLAGIA-1

EUPLAGIA-1 Phase 1/2 study with point-of-care manufactured CD19 CAR-T candidate, GLPG5201, in patients with relapsed/ refractory chronic lymphocytic leukemia (rrCLL) and small lymphocytic lymphoma (rrSLL), with or without Richter transformation (RT)

FDA

The U.S. Food and Drug Administration is an agency responsible for protecting and promoting public health and in charge of American market approval of new medications

Filgotinib

Formerly known as GLPG0634, commercial name is Jyseleca®. Small molecule preferential JAK1 inhibitor, approved in RA and UC in the European Union, Great-Britain and Japan. Phase 4 studies in both RA and UC are ongoing

FILOSOPHY

Phase 4 program evaluating filgotinib in RA

FINCH

Phase 3 program evaluating filgotinib in RA

FORM 20-F

Form 20-F is an SEC filing submitted to the US Securities and Exchange Commission

FSMA

The Belgian market authority: Financial Services and Markets Authority, or *Autoriteit voor Financiële Diensten en Markten*

FTE

Full-time equivalent; a way to measure an employee's involvement in a project. For example, an FTE of 1.0 means that the equivalent work of one full-time worker was used on the project

G&A expenses

General & administrative expenses

GALACELA

Phase 2 study with GLPG3667 in patients with systemic lupus erythematosus

GALARISSO

Phase 2 study with GLPG3667 in patients with dermatomyositis

GLPG0634

Molecule number currently known as filgotinib and Jyseleca®

GLPG3667

A TYK2 kinase inhibitor discovered by us, topline results from the Phase 1b in psoriasis reported in July 2021

GLPG5101

A second generation anti-CD19/4-1BB CAR-T product candidate currently in Phase 1/2 study in rrNHL

GLPG5201

A second generation anti-CD19/4-1BB CAR-T product candidate currently in Phase 1/2 study in rrCLL/SLL with or without RT

GLPG5301

A BCMA CAR-T product candidate

IBD

Inflammatory Bowel Disease. This is a general term for an autoimmune disease affecting the bowel, including CD and UC. CD affects the small and large intestine, while UC affects the large intestine. Both diseases involve inflammation of the intestinal wall, leading to pain, bleeding, and ultimately, in some cases, surgical removal of part of the bowel

Immune effector cell-associated neurotoxicity syndrome (ICAN)

Clinical and neuropsychiatric syndrome that can occur in the days to weeks following administration of certain types of immunotherapy, especially immune effector cell (IEC) and T cell engaging therapy

Immunology

The study of the immune system and is a very important branch of the medical and biological sciences. The immune system protects humans from infection through various lines of defence. If the immune system is not functioning as it should, it can result in disease, such as autoimmunity, allergy, and cancer

In-/out-licensing

Receiving/granting permission from/to another company or institution to use a brand name, patent, or other proprietary right, in exchange for a fee and/or royalty

Intellectual property

Creations of the mind that have commercial value and are protected or protectable, including by patents, trademarks or copyrights

Investigational New Drug (IND) Application

United States Federal law requires a pharmaceutical company to obtain an exemption to ship an experimental drug across state lines, usually to clinical investigators, before a marketing application for the drug has been approved. The IND is the means by which the sponsor obtains this exemption, allowing them to perform clinical studies

In vitro

Studies performed with cells outside their natural context, for example in a laboratory

In vivo

Studies performed with animals in a laboratory setting

JAK

Janus kinases (JAK) are critical components of signaling mechanisms utilized by a number of cytokines and growth factors, including those that are elevated in RA. Filgotinib is a preferential JAK1 inhibitor

Jyseleca®

Jyseleca® is the brand name for filgotinib

Leukapheresis

Laboratory procedure in which white blood cells are separated from a sample of blood

Lymphocyte

Type of white blood cell that is part of the immune system

MACE

Major adverse cardiovascular events; a composite endpoint frequently used in cardiovascular research

MANTA

A Phase 2 semen parameter trial with filgotinib in male patients with CD or UC

MANTA-RAY

Phase 2 semen parameter trial with filgotinib in male patients with RA, PsA, or AS

MHLW

Japanese Ministry of Health, Labor and Welfare (MHLW), in charge of Japanese market authorization of new medications

MHRA

Medicines and Healthcare products Regulatory Agency in Great Britain

Milestone

Major achievement in a project or program; in our alliances, this is usually associated with a payment

Multiple myeloma (MM)

Multiple myeloma (MM) is typically characterized by the neoplastic proliferation of plasma cells producing a monoclonal immunoglobulin. The plasma cells proliferate in the bone marrow and can result in extensive skeletal destruction with osteolytic lesions, osteopenia, and/or pathologic fractures.

NDA

A new drug application (NDA) is a request to the FDA for a license to market a new drug in the U.S. A NDA must show the chemical and pharmacologic description of the drug, the results of clinical trials, and the proposed drug label

Non-Hodgkin's lymphoma (NHL)

Non-Hodgkin's lymphoma is a type of cancer that begins in the lymphatic system, which is part of the body's germ-fighting immune system. In non-Hodgkin's lymphoma, white blood cells called lymphocytes grow abnormally and form tumors throughout the body

Objective Response Rate (ORR)

The response rate is the percentage of patients on whom a therapy has some defined effect; for example, the cancer shrinks or disappears after treatment. When used as a clinical endpoint for trials of cancer treatments, this is often called the objective response rate

OLINGUITO

Phase 3 study with filgotinib in patients with axial spondyloarthritis

Oncology

Field of medicine that deal with the diagnosis, treatment, prevention, and early detection of cancer

Oral dosing

Administration of medicine by the mouth, either as a solution or solid (capsule, pill) form

Outsourcing

Contracting work to a third party

PAPILIO-1

Phase 1/2 study with GLPG5301 in patients with relapsed/refractory multiple myeloma

Pharmacokinetics (PK)

Study of what a body does to a drug; the fate of a substance delivered to a body. This includes absorption, distribution to the tissues, metabolism and excretion. These

processes determine the blood concentration of the drug and its metabolite(s) as a function of time from dosing

Phase 1

First stage of clinical testing of an investigational drug designed to assess the safety and tolerability, pharmacokinetics of a drug, usually performed in a small number of healthy human volunteers

Phase 2

Second stage of clinical testing, usually performed in no more than several hundred patients, in order to determine efficacy, tolerability and the dose to use

Phase 3

Large clinical trials, usually conducted in several hundred to several thousand patients to gain a definitive understanding of the efficacy and tolerability of the candidate treatment; serves as the principal basis for regulatory approval

Pivotal trials

Registrational clinical trials

Placebo

A substance having no pharmacological effect but administered as a control in testing a biologically active preparation

Point-of-care

Drug treatment is provided close to or near the patient

PRAC

Pharmacovigilance Risk Assessment Committee of the European Medicines Agency, responsible for assessing all aspects of risk management of human medicines

Preclinical

Stage of drug research development, undertaken prior to the administration of the drug to humans. Consists of *in vitro* and *in vivo* screening, pharmacokinetics, toxicology, and chemical upscaling

Preclinical candidate (PCC)

A new molecule and potential drug that meets chemical and biological criteria to begin the development process

Product candidate

Substance that has satisfied the requirements of early preclinical testing and has been selected for development, starting with formal preclinical safety evaluation followed by clinical testing for the treatment of a certain disorder in humans

R&D operations

Research and development operations; unit responsible for discovery and developing new product candidates for internal pipeline or as part of risk/reward sharing alliances with partners

Refractory

"Refractory" refers to a patient with cancer that is/has become resistant to, or does not respond to, treatment

Relapsed

"Relapsed" refers to a patient with cancer that develops cancer again after a period of improvement

Rheumatoid arthritis (RA)

A chronic, systemic inflammatory disease that causes joint inflammation, and usually leads to cartilage destruction, bone erosion and disability

Richter transformation

Richter transformation (RT) is an uncommon clinicopathological condition observed in patients with CLL. It is characterized by the sudden transformation of the CLL into a significantly more aggressive form of large cell lymphoma, and occurs in approximately 2-10% of all CLL patients.

S&M expenses

Sales and marketing expenses

SEC

Securities and Exchange Commission in the US

SELECTION

Phase 3 program evaluating filgotinib in UC patients. Full results were published in The Lancet in 2021

SIK

Salt-inducible kinase

Single-chain variable fragments (scFv)

Single-chain variable fragments (scFvs) are small-sized artificial constructs composed of the immunoglobulin heavy and light chain variable regions connected by a peptide linker

Small cell lymphocyte leukemia (SLL)

Small cell lymphocyte leukemia is a type of B-cell non-Hodgkin lymphoma, where the SLL cancer is located in lymph nodes and/or the spleen

Systemic lupus erythematosus (SLE)

An autoimmune disease, with systemic manifestations including skin rash, erosion of joints or even kidney failure

Target

Protein that has been shown to play a role in a disease process and that forms the basis of a therapeutic intervention or discovery of a medicine

Target discovery

Identification and validation of proteins that have been shown to play a role in a disease process

TEAE

Treatment Emergent Adverse Event, is any event not present prior to the initiation of the treatments or any event already present that worsens in either intensity or frequency following exposure to the treatments

TYK

Tyrosine kinase is an enzyme that can transfer a phosphate group from ATP to the tyrosine residues of specific proteins inside a cell. It functions as an "on" or "off" switch in many cellular functions. Tyrosine kinases belong to a larger class of enzymes known as protein kinases which also attach phosphates to other amino acids such as serine and threonine. GLPG3667 is a reversible and selective TYK2 kinase domain inhibitor

Ulcerative colitis (UC)

UC is an IBD causing chronic inflammation of the lining of the colon and rectum (unlike CD with inflammation throughout the gastrointestinal tract)

Variable heavy (VH) domain

The variable domain of an immunoglobulin heavy chain is a part of an antibody that binds to a specific antigen

Financial calendar

30 April 2024

Annual Shareholders' Meeting in Mechelen, Belgium

2 May 2024

First quarter 2024 results

1 August 2024

First half year 2024 results

30 October 2024

Third quarter 2024 results

Colophon

Concept, design and online programming

nexxar GmbH, Vienna – Online annual reports and online sustainability reports
www.nexxar.com

Photography

Frank van Delft
Cocoon® images courtesy of Lonza Group AG
Private photographs

Video

Videofactory BV
Drawify – Axelle Vanquaille

Copy deadline: 26 March 2024

This report is also available in Dutch and available for download in the [Downloads section](#) of this report or on the Galapagos [website](#).

Contact



Sofie Van Gijssel
Head of Investor Relations
Galapagos NV
Generaal De Wittelaan L11 A3
2800 Mechelen, Belgium
Tel. +1 781 296 1143
Email: ir@glpg.com



Sandra Cauwenberghs
Director of Investor Relations
Galapagos NV
Generaal De Wittelaan L11 A3
2800 Mechelen, Belgium
Tel. +32 15 34 29 00
Email: ir@glpg.com



Marieke Vermeersch
Head of Corporate Communication
Galapagos NV
Generaal De Wittelaan L11 A3
2800 Mechelen, Belgium
Tel. +32 479 49 06 03
Email: communications@glpg.com