



NATURAL GROCERS[®]

good4u[®]

NATURAL GROCERS BY VITAMIN COTTAGE, INC.

2024 ANNUAL REPORT

DEAR FELLOW STOCKHOLDERS:

Fiscal 2024 was an outstanding year for Natural Grocers. We achieved record financial performance including net sales of \$1.24 billion and diluted earnings per share of \$1.47. The daily average comparable store sales increase was 7.0%, and 10.6% on a two-year basis. We are particularly pleased with the balanced nature of our sales growth in fiscal 2024, including increases in transaction counts and items per transaction, modest price inflation and the sales contribution from new stores. Furthermore, fiscal 2024 marked our twenty-first consecutive year of positive daily average comparable store sales growth. The year's robust sales growth, combined with effective expense management, resulted in operating leverage, which generated a year-over-year operating margin improvement of 100 basis points and a 44.1% increase in diluted earnings per share.

Our strong fiscal 2024 results underscore our customers' appreciation for our commitment to the exceptional quality, compelling value proposition and convenience provided by our innovative business model and merchandising strategy. Additionally, we continue to benefit from consumers' increasing prioritization of products that support health and sustainability. Our marketing initiatives consistently reinforce Natural Grocers' distinct position in the marketplace by emphasizing our differentiated offering and affordable pricing, which have been instrumental in driving customer engagement and our strong sales performance.

We would like to thank every member of our Natural Grocers good4U® Crew for their commitment to operational execution and exceptional customer service. They have been essential to our sustained success.

UPDATE ON KEY INITIATIVES

Our success in 2024 was driven by progress on key initiatives, which we believe will continue to provide meaningful growth opportunities in the future.

We continue to leverage our {N}power® rewards program to drive customer loyalty and engagement with a focus on refining the personalization, frequency and range of our offers. Additionally, we are pleased with customers' adoption of our mobile app, originally launched in August 2023, which provides {N}power members with enhanced access to exclusive offers, digital coupons, recipes and articles. We believe these enhancements collectively drove the {N}power net sales penetration of 79%, up from 76% a year ago, and were a major contributor to our broad-based sales growth.

We believe that our *Natural Grocers*® brand products represent premium quality at compelling prices and are a key point of differentiation. In fiscal 2024, our brand products continued to experience elevated sales growth, accounting for 8.5% of total sales, up from 7.9% a year ago. We launched 80 new Natural Grocers brand products during the year, including organic aged parmesan cheese, and a line of organic, gluten-free cereals.

Store unit growth and development continues to be a priority for our company. During fiscal 2024 we opened four new stores, and relocated or remodeled four stores. In fiscal 2025 we expect to open four to six new stores, and relocate or remodel two to four stores. Over the next several years we are targeting a return to opening between six and eight new stores per year, subject to real estate opportunities and improving construction conditions.

CASH DIVIDENDS

Based on the Company's strong financial results and focus on returning capital to our stockholders, in November 2024 our Board of Directors increased the quarterly cash dividend by 20% to \$0.12 per common share. Since initiating the dividend in 2019, and including the dividend paid in December 2024, the Company has cumulatively returned \$110 million in capital to our stockholders through \$4.88 of cumulative cash dividends per common share.

LOOKING AHEAD

Considering fiscal 2025 and beyond, we believe we have opportunity for growth from our alignment with consumer trends, strong customer engagement through our {N}power rewards program, expansion of our line of Natural Grocers' brand products, new store development, and driving existing store productivity.

We take great pride in our sustained and balanced growth in fiscal 2024 and over the past several years. As we look forward to fiscal year 2025, we expect to build upon our momentum by executing to our founding principles, leveraging our differentiated model and emphasizing operational excellence to drive profitable growth. We remain committed to maximizing value for our stockholders.



KEMPER ISELEY, CO-PRESIDENT



ZEPHYR ISELEY, CO-PRESIDENT

**UNITED STATES
SECURITIES AND EXCHANGE COMMISSION**

Washington, D.C. 20549

Form 10-K

ANNUAL REPORT PURSUANT TO SECTION 13 OR 15(d) OF THE SECURITIES EXCHANGE ACT OF 1934
FOR THE FISCAL YEAR ENDED SEPTEMBER 30, 2024

OR

TRANSITION REPORT PURSUANT TO SECTION 13 OR 15(d) OF THE SECURITIES EXCHANGE ACT OF 1934
COMMISSION FILE NUMBER: 001-35608



Natural Grocers by Vitamin Cottage, Inc.

(Exact name of registrant as specified in its charter)

Delaware **45-5034161**
(State or other jurisdiction of incorporation or organization) (I.R.S. Employer Identification Number)

12612 West Alameda Parkway
Lakewood, Colorado 80228
(Address of principal executive offices)

(303) 986-4600
(Registrant's telephone number, including area code)

Securities registered pursuant to Section 12(b) of the Act:

<u>Title of each class</u>	<u>Trading symbol</u>	<u>Name of each exchange on which registered</u>
Common Stock, \$0.001 par value	NGVC	New York Stock Exchange

Securities registered pursuant to Section 12(g) of the Act: None

Indicate by check mark if the registrant is a well-known seasoned issuer, as defined in Rule 405 of the Securities Act. Yes No

Indicate by check mark if the registrant is not required to file reports pursuant to Section 13 or Section 15(d) of the Act. Yes No

Indicate by check mark whether the registrant (1) has filed all reports required to be filed by Section 13 or 15(d) of the Securities Exchange Act of 1934 during the preceding 12 months (or for such shorter period that the registrant was required to file such reports), and (2) has been subject to such filing requirements for the past 90 days. Yes No

Indicate by check mark whether the registrant has submitted electronically every Interactive Data File required to be submitted pursuant to Rule 405 of Regulation S-T during the preceding 12 months (or for such shorter period that the registrant was required to submit such files). Yes No

Indicate by check mark whether the registrant is a large accelerated filer, an accelerated filer, a non-accelerated filer, a smaller reporting company, or an emerging growth company. See the definitions of "large accelerated filer," "accelerated filer," "smaller reporting company," and "emerging growth company" in Rule 12b-2 of the Exchange Act.

Large accelerated filer
Non-accelerated filer

Accelerated filer
Smaller reporting company
Emerging growth company

If an emerging growth company, indicate by check mark if the registrant has elected not to use the extended transition period for complying with any new or revised financial accounting standards provided pursuant to Section 13(a) of the Exchange Act.

Indicate by check mark whether the registrant has filed a report on and attestation to its management's assessment of the effectiveness of its internal control over financial reporting under Section 404(b) of the Sarbanes-Oxley Act (15 U.S.C. 7262(b)) by the registered public accounting firm that prepared or issued its audit report.

If securities are registered pursuant to Section 12(b) of the Act, indicate by check mark whether the financial statements of the registrant included in the filing reflect the correction of an error to previously issued financial statements. Yes No

Indicate by check mark whether any of those error corrections are restatements that required a recovery analysis of incentive-based compensation received by any of the registrant's executive officers during the relevant recovery period pursuant to §240.10D-1(b). Yes No

Indicate by check mark whether the registrant is a shell company (as defined in Rule 12b-2 of the Exchange Act). Yes No

Based on the closing price of the registrant's common stock on March 31, 2024, the aggregate market value of the voting and non-voting common stock held by non-affiliates was \$167,417,938.

The number of shares of the registrant's common stock, \$0.001 par value, outstanding as of December 9, 2024 was 22,905,797.

DOCUMENTS INCORPORATED BY REFERENCE

The information required by Part III of this Annual Report on Form 10-K, to the extent not set forth herein, is incorporated by reference from the registrant's Definitive Proxy Statement on Schedule 14A for the 2025 Annual Meeting of the Stockholders, which will be filed with the Securities and Exchange Commission not later than 120 days after September 30, 2024.

This page intentionally left blank

Natural Grocers by Vitamin Cottage, Inc.
Annual Report on Form 10-K
For the Fiscal Year Ended September 30, 2024

Table of Contents

	<u>Page Number</u>
PART I	
Item 1. Business.....	1
Item 1A. Risk Factors.....	17
Item 1B. Unresolved Staff Comments.....	38
Item 1C. Cybersecurity.....	38
Item 2. Properties.....	39
Item 3. Legal Proceedings.....	40
Item 4. Mine Safety Disclosures.....	40
PART II	
Item 5. Market for Registrant’s Common Equity, Related Stockholder Matters and Issuer Purchases of Equity Securities.....	41
Item 6. Reserved.....	41
Item 7. Management’s Discussion and Analysis of Financial Condition and Results of Operations.....	42
Item 7A. Quantitative and Qualitative Disclosures About Market Risk.....	54
Item 8. Financial Statements and Supplementary Data.....	55
Item 9. Changes in and Disagreements with Accountants on Accounting and Financial Disclosure.....	81
Item 9A. Controls and Procedures.....	81
Item 9B. Other Information.....	81
Item 9C. Disclosure Regarding Foreign Jurisdictions that Prevent Inspections.....	81
PART III	
Item 10. Directors, Executive Officers and Corporate Governance.....	82
Item 11. Executive Compensation.....	82
Item 12. Security Ownership of Certain Beneficial Owners and Management and Related Stockholder Matters.....	82
Item 13. Certain Relationships and Related Transactions, and Director Independence.....	82
Item 14. Principal Accounting Fees and Services.....	82
PART IV	
Item 15. Exhibits and Financial Statement Schedules.....	83
Item 16. Form 10-K Summary.....	86
SIGNATURES.....	87

This page intentionally left blank

Except where the context otherwise requires or where otherwise indicated: (i) all references herein to “we,” “us,” “our,” “Natural Grocers” and the “Company” refer collectively to Natural Grocers by Vitamin Cottage, Inc. and its consolidated subsidiaries and (ii) all references to “fiscal year” refer to a year beginning on October 1 of the previous year and ending on September 30 of such year (for example “fiscal year 2024” refers to the year from October 1, 2023 to September 30, 2024).

FORWARD-LOOKING STATEMENTS

This Annual Report on Form 10-K (this Form 10-K) includes forward-looking statements within the meaning of the Private Securities Litigation Reform Act of 1995 in addition to historical information. These forward-looking statements are included throughout this Form 10-K, including in the sections entitled “Business,” “Risk Factors” and “Management’s Discussion and Analysis of Financial Condition and Results of Operations.” All statements that are not statements of historical fact, including those that relate to matters such as our industry, business strategy, goals and expectations concerning our market position, future operations, margins, profitability, capital expenditures, liquidity and capital resources, future growth, pending legal proceedings and other financial and operating information, are forward looking statements. We may use the words “anticipate,” “assume,” “believe,” “continue,” “could,” “estimate,” “expect,” “intend,” “may,” “plan,” “potential,” “predict,” “project,” “future,” “target” and similar terms and phrases to identify forward-looking statements in this Form 10-K.

The forward-looking statements contained in this Form 10-K are based on management’s current expectations and are subject to uncertainty and changes in circumstances. We cannot assure you that future developments affecting us will be those that we have anticipated. Actual results may differ materially from these expectations due to changes in global, national, regional or local political, economic, inflationary, deflationary, recessionary, business, interest rate, labor market, competitive, market, regulatory and other factors, many of which are beyond our control. We believe that these factors include those described in “Risk Factors.” Should one or more of these risks or uncertainties materialize, or should any of our assumptions prove incorrect, our actual results may vary in material respects from those projected in these forward-looking statements.

Any forward-looking statement made by us in this Form 10-K speaks only as of the date of this report. Factors or events that could cause our actual results to differ may emerge from time to time, and it is not possible for us to predict all of them. We undertake no obligation to publicly update any forward-looking statement, whether as a result of new information, future developments or otherwise, except as may be required by applicable securities laws. You are advised, however, to consult any disclosures we may make in our future reports filed with the Securities and Exchange Commission (the SEC). Our reports and other filings with the SEC are available at the SEC’s website at www.sec.gov. Our reports and other filings with the SEC are also available, free of charge, through our website at www.naturalgrocers.com.

PART I

Item 1. Business.

General

Natural Grocers® is an expanding specialty retailer of natural and organic groceries and dietary supplements. We focus on providing high-quality products at affordable prices, exceptional customer service, nutrition education and community outreach. We strive to generate long-term relationships with our customers based on transparency and trust by:

- selling only natural and organic groceries, body care products and dietary supplements that meet our strict quality guidelines - we do not approve for sale grocery products that are known to contain artificial flavors, preservatives or sweeteners, synthetic colors, or partially hydrogenated or hydrogenated oils;
- utilizing an efficient and flexible smaller-store format to offer affordable prices and a convenient, clean and shopper-friendly retail environment;
- enhancing our customers’ shopping experience by providing free science-based nutrition education to help our customers make well-informed health and nutrition choices; and
- incorporating principles of ecological sustainability into our product standards and Company practices.

Our History and Founding Principles

Our founders, Margaret and Philip Isely, were early proponents of the connection between health and the use of natural and organic products and dietary supplements. In the mid-1950's, Margaret transformed her health and the health of her family by applying concepts and principles she learned from books on nutrition. This inspired the Iselys to provide the same type of nutrition education to their community. The Iselys started by lending books on nutrition and providing samples of whole grain bread door-to-door in Golden, Colorado and subsequently concluded they could develop a viable business that would also improve their customers' wellbeing. Over time, they fostered relationships through nutrition education and began taking orders for dietary supplements, whole grain bread and unprocessed foods. As their customers gained more knowledge about nutrition, they were empowered to make changes to their diets with the objective of supporting their health. Using this model as the foundation for their business, the Iselys opened their first store in 1958.

We are committed to maintaining the following founding principles, which have helped foster our growth:

- *Nutrition Education.* We provide free nutrition education in the communities we serve. Empowering our customers and our employees (or our Crew members) to take charge of their lives and their health is the foundation upon which our business is built.
- *Quality.* Every product on our shelves must go through a rigorous screening and approval process. Our mission includes providing the highest quality groceries and supplements, *Natural Grocers* brand products and only United States Department of Agriculture (USDA) certified organic, fresh produce.
- *Always Affordable PriceSM.* We work hard to secure the best possible prices on all of our customers' favorite natural and organic foods and supplements. We believe everyone should be able to afford to help take care of their health by buying high-quality competitively priced natural and organic products.
- *Community.* From free nutrition education, to bag-free checkouts, to sourcing local products, to our fundraising and donation programs, we strive to serve the communities that help shape our world.
- *Our Crew members.* Our Crew members make our Company great. We work hard to ensure that our Crew members are able to live healthy, balanced lifestyles. We support them with free nutrition education programs, good pay and excellent benefits.

In 1998, the second generation of the Isely family, including Kemper Isely, Zephyr Isely, Heather Isely and Elizabeth Isely, purchased our predecessor and the *Vitamin Cottage*[®] trademark and assumed control of the business. Since then, we have grown our store count from 11 stores in Colorado to 169 stores in 21 states as of September 30, 2024. We have also implemented numerous organizational and operational improvements that have enhanced our ability to scale our operations. We believe that by staying true to our founding principles, we have been able to continue to attract new customers, extend our geographic reach and further solidify our competitive position.

Our Markets

We operate within the natural products retail industry, which is a subset of the United States grocery industry and the dietary supplement business. This industry includes conventional supermarkets, natural, gourmet and specialty food markets, domestic and foreign-based mass and discount retailers, warehouse clubs, independent health food stores, dietary supplement retailers, drug stores, farmers' markets, food co-ops, online retailers, meal delivery services and multi-level marketers. Industry-wide sales of natural and organic foods and dietary supplements have grown over the past several years, and we believe that growth will continue for the foreseeable future.

We believe the growth in sales of natural and organic foods and dietary supplements continues to be driven by numerous factors, including:

- greater consumer focus on high-quality nutritional products;
- an increased awareness of the importance of good nutrition to long-term wellness;
- increased awareness by consumers of the importance of building and maintaining a strong immune system to mitigate health risks;
- an aging United States population seeking to support healthy aging;

- heightened consumer awareness about the importance of food quality and a desire to avoid toxic residues, hormones, growth promoters, artificial ingredients, and genetically engineered ingredients in foods;
- concerns regarding antibiotic resistance caused by industrial livestock production practices;
- growing consumer concerns over the use of harmful chemical additives in body care and household cleaning supplies;
- well-established natural and organic brands, which generate additional industry awareness and credibility with consumers;
- the growth in the number of consumers with unique dietary requirements as a result of allergies, chemical sensitivities, auto-immune disorders and other conditions; and
- concerns about the cumulative environmental impact of relying on non-renewable resources and the effects on the global climate of carbon release from conventional agriculture.

Our Competitive Strengths

We believe we are well-positioned to capitalize on favorable natural and organic grocery and dietary supplement industry dynamics as a result of the following competitive strengths:

Strict focus on high-quality natural and organic grocery products and dietary supplements. We offer high-quality products and brands, including an extensive selection of widely recognized natural and organic food, dietary supplements, body care products, pet care products and books. We offer our customers an average of approximately 21,000 Stock Keeping Units (SKUs) of natural and organic products per comparable store (stores open for 13 months or longer), including an average of approximately 6,700 SKUs of dietary supplements. We believe our broad product offering enables our customers to shop our stores for substantially all of their grocery and dietary supplement purchases. In our grocery departments, we only sell USDA certified organic produce and do not approve for sale grocery products that are known to contain artificial flavors, preservatives or sweeteners, synthetic colors, or partially hydrogenated or hydrogenated oils. In addition, we only sell pasture-raised, non-confinement dairy products, free-range eggs (*i.e.*, from chickens that are not only cage-free but also provided with sufficient space to move) and naturally raised meats (*i.e.*, from animals that are not known to have been treated with antibiotics, hormones or growth promoters, or fed animal by-products). Consistent with this strategy, our product selection does not include items that do not meet our strict quality guidelines. Our store managers enhance our robust product offering by customizing their stores' selections to address the preferences of local customers. All products undergo a stringent review process to ensure the products we sell meet our strict quality guidelines, which we believe helps us generate long-term relationships with our customers based on transparency and trust.

Engaging customer service experience based on education and empowerment. We strive to offer consistently exceptional customer service in a convenient, clean and shopper-friendly environment, which we believe creates a differentiated shopping experience, enhances customer loyalty and generates repeat visits from our clientele. A key aspect of our customer service model is to provide free nutrition education to our customers. We believe this focus provides an engaging retail experience while also empowering our customers to make informed decisions about their health. We offer our science-based nutrition education through our trained Crew members, our *Health Hotline*[®] magazine, community outreach programs, one-on-one nutrition health coaching, nutrition classes, cooking demonstrations and our website. Our commitment to nutrition education and customer empowerment is emphasized throughout our entire organization, from executive management to store Crew members. Every store also maintains a Nutritional Health Coach (NHC) position. The NHC is responsible for educating our customers about good nutrition and for training our store employees on how to assist customers in compliance with applicable local, state and federal regulations. Each NHC must have earned a degree or certificate in nutrition or a related field from an accredited school, complete continuing education in nutrition, and be thoroughly committed to fulfilling our mission. Substantially all of our NHCs are full-time Crew members. We believe our NHC position represents a key element of our customer service model.

Scalable operations and replicable, cost-effective store model. We believe our scalable operating structure, attractive new store model, flexible real estate strategy and disciplined approach to new store development allow us to maximize store performance and continue to grow our store base. Our store model has been successful in highly competitive markets and has supported significant growth outside of our original Colorado geography. We believe our supply chain and infrastructure are scalable and will accommodate growth based on the ability of our primary distribution relationships to effectively service our planned store locations. Our investments in overhead and information technology infrastructure, including purchasing, receiving, inventory, point of sale, warehousing, distribution, accounting, reporting and financial systems, support this growth. We also have a comprehensive human resources information and learning management system (HRIS) to further support the scalability of our operations. In addition, we have established effective site selection guidelines, as well as scalable procedures to enable us to efficiently open new stores after lease execution. The smaller-store footprint made possible by our limited offering of prepared foods reduces real estate costs, labor costs and perishable inventory shrink and enables us to leverage our new store opening costs.

Commitment to sustainable products and practices. We have put in place product standards for dairy, eggs, meat, seafood and produce that support sustainable and ecologically responsible production methods. We believe our standards help to enhance the health of our customers, promote animal welfare, reduce antibiotic resistance and protect the environment. We have also instituted measures to reduce food waste, divert usable products to food banks, reduce single use plastic bags and reduce the use of pesticides and antimicrobial products. We believe these efforts reflect our commitment to corporate social responsibility and demonstrate our support for sustainable regenerative agricultural practices.

Experienced and committed management team with proven track record. Our executive management team has an average of 39 years of experience in the natural grocery industry, while our entire management team has an average of 32 years of relevant experience. Since the second generation of the Isely family assumed control of the business in 1998, we have grown our store count from 11 stores to 169 stores as of September 30, 2024 by remaining dedicated to our founding principles. Over their tenure, members of our executive management team have been instrumental in establishing a successful, scalable operating model, generating consistently strong financial results, developing an effective site selection and store opening process and implementing operational efficiencies. The depth of our management experience extends beyond our home office. As of September 30, 2024, our store managers and assistant managers at comparable stores had average tenures of approximately five years with us. In addition, we have a track record of promoting store management personnel from within. We believe our management's experience at all levels will allow us to continue to grow our store base while maintaining operational excellence by driving efficiencies in store operations, managing inventory levels and focusing on exceptional customer service.

Our Growth Strategies

We are pursuing several strategies to continue our profitable growth, including:

Expand our store base. We intend to continue expanding our store base through new store openings in existing markets, as well as penetrating new markets, by leveraging our core competencies of site selection and efficient store openings. In fiscal years 2024 and 2023, we opened four and three new stores, respectively. We plan to open four to six new stores in fiscal year 2025, none of which opened during the first quarter of fiscal year 2025 prior to the filing of this Form 10-K.

Store locations as of September 30, 2024.



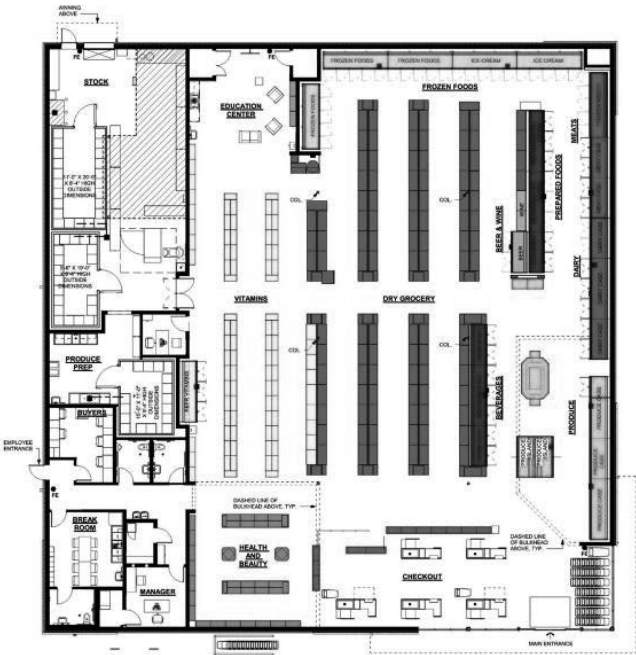
Increase sales from existing customers and grow our customer base. We plan to continue offering an engaging customer experience by providing science-based nutrition education and a differentiated merchandising strategy that delivers affordable, high-quality natural and organic grocery products and dietary supplements. We plan to continue building our brand awareness, including our differentiated offering, which we anticipate will increase sales from existing customers and grow our customer base. During fiscal year 2024, the measures we took that were aimed at enhancing our brand awareness included: (i) featuring promotions through our {N}power[®] customer rewards program ({N}power), with a focus on local store marketing; (ii) continuing to make enhancements to our monthly *Health Hotline* magazine; (iii) organizing month-long seasonal and topical special promotions; (iv) expanding our social media reach through increased investment in paid and organic placements on platforms, such as Instagram, TikTok, Facebook, X, and YouTube and social media influencer campaigns; (v) conducting television, radio, newspaper, outdoor advertising and targeted direct mail campaigns in select markets; (vi) continuing home delivery services; and (vii) supporting local vendors and charities. We believe offering nutrition education has historically been one of our most effective marketing strategies for reaching new customers and increasing the demand for natural and organic groceries and dietary supplements in our markets. To maximize their impact, we encourage our NHCs to focus on relationship-building opportunities in our communities and with our customers, including nutrition classes, lectures, seminars and health fairs. Additionally, we seek to enhance the nutrition knowledge of current and prospective customers through the distribution of printed and digital versions of our broad range of educational resources, including the *Health Hotline* magazine. In addition to offering nutrition education, our strategy is to retain current customers and attract new customers with our *Always Affordable Price*. We also plan to utilize targeted marketing efforts to reach our existing customers, including through {N}power, to identify and send personalized offers to our customers, which we anticipate will drive customer transactions, increase average transaction size and convert occasional, single-category customers into core, multi-category customers.

Improve operating margins. We expect to continue our focus on improving our operating margins as we benefit from investments we have made or are making in fixed overhead and technology. We anticipate these investments will support our long-term growth strategy. To improve operating margins, we also intend to further optimize performance, maintain appropriate store labor levels, reduce inventory shrink and effectively manage product selection and pricing. In addition, we expect to achieve greater economies of scale through sourcing and distribution as we add more stores.

Our Stores

Our stores offer a comprehensive selection of natural and organic groceries and dietary supplements in a smaller-store format that aims to provide a convenient, clean and easily shopped environment for our customers. Our store design emphasizes a clutter-free, organized feel, a quiet ambience accented with warm lighting and the absence of aromas from meat and seafood counters present in many of our competitors' stores. We believe our core customers consider us a destination stop for their nutritional education and information, natural and organic products and dietary supplements.

Our Store Format. Our stores range from approximately 7,000 to 16,000 selling square feet, and average approximately 11,000 selling square feet. In fiscal year 2024, our four new stores and four relocations/remodels averaged approximately 10,000 selling square feet. Approximately one quarter of our stores’ selling square footage is dedicated to dietary supplements. Most of our stores also include a dedicated community room available for public gatherings, a demonstration kitchen for cooking education and/or a lecture space. Our comparable stores sell an average of approximately 21,000 SKUs of natural and organic products per store, including an average of approximately 6,700 SKUs of dietary supplements. Set out below is the layout for our new stores:



Site Selection. Our real estate strategy is adaptable to a variety of market conditions. When selecting locations for new stores, we use analytical models, based on research and data provided by third parties and our extensive experience, to identify promising store locations. We typically locate new stores in prime locations which offer easy customer access and high visibility. Many of our stores are near other supermarkets or gourmet food retailers, and we complement their conventional product offerings with high-quality, affordable natural and organic groceries and dietary supplements in an efficient and convenient retail setting. Our model for selecting viable new store locations incorporates factors such as target demographics, community characteristics, nearby retail activity and other measures and is based on first-hand observation of the community’s characteristics surrounding each site. We have Crew members dedicated to opening new stores efficiently and quickly. We strive to open new stores within approximately nine to twelve months from the time of lease execution, subject to construction permitting and the availability of construction materials, equipment and labor.

Our Focus on Nutrition Education

Nutrition education is one of our founding principles and is a primary focus for all Crew members. We believe our emphasis on science-based nutrition education differentiates us from our competitors and creates a unique shopping experience for our customers.

Our NHCs are a core element of our nutrition education program. Every store has a NHC position to educate customers and train Crew members on nutrition. NHCs must have earned a degree or certificate in nutrition or a related field from an accredited school, complete continuing education in nutrition, and be thoroughly committed to fulfilling our mission. To educate and empower customers to make informed nutrition choices, our NHCs are available for complimentary one-on-one nutrition health coaching sessions. Each NHC is also responsible for various relationship-building opportunities in our communities and with our customers, including educational activities such as nutrition classes, lectures, seminars, health fairs and store tours. To maximize the impact of our NHCs, we stress the importance of their focusing on in-store educational events, offering health coaching sessions and personalized shopping experiences, and holding nutrition classes in the community by partnering with school, municipal and corporate wellness programs. During fiscal year 2024, our NHCs launched a new partnership with a national non-profit organization to promote health nutritional habits for children through in-store nutrition classes geared toward families. We believe that our NHCs' focus on relationship-building opportunities in our communities and with our customers helps to enhance our marketing and branding initiatives. Additionally, our NHCs are an onsite resource for nutrition training and education for our Crew members. Each NHC trains our Crew members to use a compliant educational approach to customer service without attempting to diagnose or treat specific conditions or ailments. We believe our NHC position is a competitive differentiator and represents a key element of our customer service model.

Our training and education programs are supplemented by outside experts, online materials and printed handouts. We also use our *Health Hotline* magazine to educate our customers. The *Health Hotline* magazine, which was published 11 times in fiscal year 2024, includes in-depth articles on health and nutrition, along with a selection of sale items. The printed version of the *Health Hotline* magazine is mailed to subscribers and distributed in our stores. In addition, an electronic version of the *Health Hotline* magazine is distributed to subscribers via the internet and posted on our website.

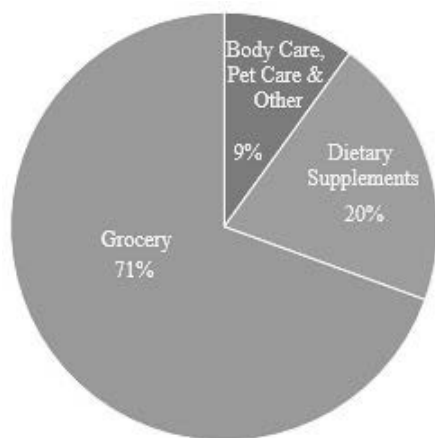
Our Products

Product Selection Guidelines. We have a set of strict quality guidelines covering all products we sell. For example:

- we do not approve for sale food known to contain artificial flavors, preservatives or sweeteners, synthetic colors, or partially hydrogenated or hydrogenated oils, regardless of the proportion of its natural or organic ingredients;
- we only sell USDA certified organic produce;
- we only sell dairy products from pasture-raised, non-confined livestock and only sell eggs from free-range or pastured hens;
- we only sell meats from naturally raised animals that are not known to have been treated with antibiotics, hormones or growth promoters, or fed animal by-products;
- we only sell seafood from sustainable fisheries or ecologically responsible farm-raised operations; and
- we do not sell distilled spirits, tobacco products or e-cigarettes.

Our product review team analyzes all new products and approves them for sale based on ingredients, price and uniqueness within the current product set. We actively research new products in the marketplace through our product vendors, private label manufacturers, scientific findings, customer requests and general trends in popular media. Our stores are fully merchandised with an extensive assortment of natural and organic products. We believe we do not need to sell conventional products to fill our selection, increase our margins or attract more customers.

What We Sell. We operate both a full-service natural and organic grocery store and a dietary supplement store within a single retail location. The following is a breakdown of our sales mix for the year ended September 30, 2024:



The products in our stores include:

- *Grocery.* We offer a broad selection of natural and organic grocery products with an emphasis on minimally processed and single ingredient products that are not known to contain artificial flavors, preservatives or sweeteners, synthetic colors, or partially hydrogenated or hydrogenated oils. Additionally, we carry a wide variety of products associated with special diets such as gluten free, vegetarian and non-dairy. Our grocery products include:
 - *Produce.* We sell only USDA certified organic produce and source from local, organic producers whenever feasible. Our selection varies based on seasonal availability, and we strive to offer a variety of organic produce offerings that are not typically found at conventional food retailers.
 - *Bulk Food.* We sell a wide selection of private label repackaged bulk products, including dried fruits, nuts, grains, granolas, teas, herbs and spices. We also sell peanut and almond butters, freshly ground in-store under the *Natural Grocers* brand.
 - *Natural Grocers Brand Products.* We sell an expanding range of *Natural Grocers* brand private label products, including grocery staples, household products, bulk foods, and dietary supplements. We believe our *Natural Grocers* brand private label products provide our customers with high-quality, affordable offerings that satisfy our rigorous product standards. During fiscal year 2024, we expanded our line of *Natural Grocers* brand products with 80 new offerings. As of September 30, 2024, we offered approximately 800 discrete *Natural Grocers* brand private label product SKUs.
 - *Dry, Frozen and Canned Groceries.* We offer a wide variety of natural and organic dry, frozen and canned groceries, including cereals, soups, baby foods, frozen entrees and snack items. We offer a broad selection of natural chocolate bars and energy, protein and food bars.
 - *Meats and Seafood.* We only offer naturally raised or organic meat products. The naturally raised meat products we offer come from animals that are not known to have been treated with antibiotics, hormones or growth promoters, fed animal by-products or raised in concentrated animal feeding operations. Additionally, we only buy from companies we believe employ humane animal-raising practices. Our seafood items are generally frozen at the time of processing and sold from our freezer section, thereby ensuring freshness and reducing food spoilage and safety issues. The seafood we sell is generally sourced from sustainable fisheries or ecologically responsible farm-raised operations and excludes endangered species.

- *Dairy Products, Dairy Substitutes and Eggs.* We offer a broad selection of natural and organic dairy products such as milk, cheeses, yogurts and beverages, as well as eggs and non-dairy substitutes made from almonds, coconuts, rice and soy. Our stores sell only pasture-raised, non-confinement dairy products and free-range eggs (*i.e.*, from chickens that are not only cage-free but also provided with sufficient space to move).
- *Prepared Foods.* Our stores have a convenient selection of refrigerated prepared fresh food items, including salads, sandwiches, salsa, hummus and wraps. The size of this offering varies by location.
- *Bread and Baked Goods.* We receive regular deliveries of a wide selection of bakery products for our bakery section, which includes an extensive selection of gluten-free items.
- *Beverages.* We offer a wide variety of beverages containing natural and organic ingredients. We also offer low-cost, self-serve filtered drinking water that is dispensed into one gallon or larger containers provided by our customers.
- *Beer, Wine and Hard Cider.* We sell craft beer, craft hard cider and/or organic and biodynamic wine at certain stores in Arizona, Colorado, Kansas, Louisiana, Missouri, Oklahoma, Oregon, South Dakota and Texas.
- *Dietary Supplements.* Our dietary supplement department primarily sells name-brand supplements, as well as a line of *Natural Grocers* brand private label dietary supplements. The department is carefully organized to help both Crew members and customers find products efficiently. We generally offer several different formulations and potencies for each type of product in order to meet our customers' varying needs.
- *Other.*
 - *Body Care.* We offer a full range of cosmetics, skin care, hair care, fragrance and personal care products containing natural and organic ingredients. Our body care offerings range from bargain-priced basics to high-end formulations.
 - *Pet Care.* We offer a full line of natural pet care and food products that comply with our human food guidelines.
 - *Household and General Merchandise.* Our offerings include sustainable, hypo-allergenic and fragrance-free household products, including cleaning supplies, paper products, dish and laundry soap and other common household products, including diapers. We also offer *Natural Grocers* brand paper products, cleaning products, and other household products.
 - *Books and Handouts.* We stock approximately 200 titles in each store's book department. Titles cover various approaches to diet, lifestyle and health. Additionally, we offer hundreds of handouts on various health topics and dietary supplements to our customers free of charge.

Quality Assurance. We endeavor to ensure the quality of the products we sell. We work with reputable suppliers we believe are compliant with established regulatory and industry guidelines. Our purchasing department requires a complete supplier and product profile as part of the approval process. Our dietary supplement suppliers must follow Food and Drug Administration (FDA) current good manufacturing practices supported by quality assurance testing for both the base ingredients and the finished product. We expect our suppliers to comply with industry best practices for food safety.

Many of our suppliers are inspected and certified under the USDA National Organic Program, through voluntary industry standards and by other third-party auditing programs with regard to additional ingredients, manufacturing and handling standards. Each Natural Grocers store is certified as an organic handler and processor by an accredited USDA certifier in the calendar year after it opens, and annually thereafter. We operate all our stores in compliance with the National Organic Program standards, which restrict the use of certain substances for cleaning and pest control and require rigorous recordkeeping and methods to prevent co-mingling and contamination, among other requirements.

Our Pricing Strategy

We have an *Always Affordable Price* designation on many products, while also providing special sale pricing on hundreds of additional items. We believe our pricing strategy allows our customers to shop our stores on a regular basis for their groceries and dietary supplements.

The key elements of our pricing strategy include:

- an *Always Affordable Price* throughout our stores;
- heavily advertised *Health Hotline* deals supported by manufacturer participation;
- discounts offered exclusively to {N}power members, including promotions to highlight affordable family meals;
- short term price promotions related to holidays, targeted campaigns and other events;
- in-store specials generally lasting for one month and not advertised outside the store;
- managers' specials, such as clearance, overstock, short-dated or promotional incentives; and
- specials on seasonally harvested produce.

As we continue to expand our store base, we believe there are opportunities for increased leverage in fixed costs, such as administrative expenses, as well as increased economies of scale in sourcing products. We strive to keep our product, operating and general and administrative costs low, which allows us to continue to offer attractive pricing for our customers.

Our Store Operations

Store Hours. Our stores typically are open from 8:27 a.m. to 8:36 p.m., Monday through Saturday, and from 8:57 a.m. to 7:36 p.m. on Sunday.

Store Management and Staffing. Our typical store staffing includes a manager and assistant manager, with department managers in each of the dietary supplement, grocery, dairy and frozen, produce, body care and receiving departments, as well as several non-management Crew members. Each store manager is responsible for monthly store profit and loss, including labor, merchandising and inventory costs. We also employ regional managers to oversee all store operations for regions consisting of approximately 10 to 14 stores. Each regional manager reports to, and is supported by, a director of store operations and other staff.

To ensure a high level of service, all employees receive training and guidance on customer service skills, product attributes and nutrition education. Crew members are carefully trained and evaluated based on a requirement that they present nutrition information in an appropriate and legally compliant educational context while interacting with customers. Additionally, store Crew members are cross-trained in various functions, including cashier duties, stocking and receiving product.

Each of our stores provides in-store access to an NHC. The NHC is responsible for training our store Crew members and educating our customers in accordance with applicable local, state and federal regulations. Each NHC must have earned a degree or certificate in nutrition or a related field from an accredited school, complete continuing education in nutrition and be thoroughly committed to fulfilling our mission. Substantially all of our NHCs are full-time Crew members. The NHCs are overseen by Regional Nutritional Health Coach Managers.

Bulk Food Repackaging Facility and Distribution Center. We lease a 150,000 square foot bulk food repackaging facility and distribution center located in Golden, Colorado. That facility also houses a training center and certain administrative support functions.

Inventory. We use a robust merchandise management and perpetual inventory system that values goods at moving average cost. We manage most shelf stock based on weeks-on-hand relative to sales, resupply time and minimum economic order quantity.

Sourcing and Vendors. We source from approximately 900 suppliers and offer approximately 2,800 brands. These suppliers range from small independent businesses to multinational conglomerates. As of September 30, 2024, we purchased approximately 78% of the goods we sell from our top 20 suppliers. For the year ended September 30, 2024, approximately 68% of our total purchases were from United Natural Foods Inc. and its subsidiaries (UNFI). In August 2023, we extended our long-term relationship with UNFI as our primary supplier of products in the natural, fresh and produce categories through September 3, 2028, subject to automatic renewals for successive one-year periods unless otherwise terminated by either party.

We have contracts with third-party manufacturers to produce groceries and dietary supplements under the *Natural Grocers* brand. We have longstanding relationships with many of our suppliers, and we require disclosure from them regarding quality, freshness, potency and safety data information. Our bulk food private label products are packaged by us in pre-packed sealed bags to help prevent contamination while in transit and in our stores. Unlike most of our competitors, most of our private label nuts, trail mix and flours are refrigerated in our warehouse and stores to maintain freshness.

Our Crew Members and Our Approach to Human Capital Resources

We believe our Crew members make our Company great. We offer benefits, resources and training to our Crew members, and support a healthy, balanced lifestyle. We support Crew members wellness through free nutrition education programs, competitive pay and benefits and a culture that offers the opportunity to improve the lives of others. As part of our commitment to our founding principles, we are focused on the engagement, development, retention, and health and wellbeing of our Crew members.

As of September 30, 2024, we employed 3,332 full-time and 813 part-time (less than 30 hours per week) Crew members, including a total of 388 Crew members at our home office and our bulk food repackaging facility and distribution center. We believe we have good relations with our Crew members. We have an established set of standard operating procedures to manage our human capital management function, including hiring and human resource policies, training practices and operational instruction manuals. This allows each store to operate with strict accountability and still maintain independence to respond to its unique circumstances.

Culture and Engagement. Our Company strives to empower healthier communities by cultivating a culture focused on our core values, including caring for our customers and Crew members, having fun at work, inclusivity, working with passion, and being authentic. Our leadership reinforces our founding principles and core values by providing significant training on these topics to new store managers and assistant store managers. We have also undertaken a number of initiatives designed to engage our workforce, including conducting an annual employee survey to solicit feedback from our Crew members, conducting regular focus groups with our store Crew members to identify opportunities for process improvement at our stores, and conducting monthly calls with our store leadership to review priorities and celebrate accomplishments.

Crew Member Development and Promotion. Investing in the development of our Crew members is an important area of focus to ensure the sustainability of our business. We prioritize promoting leaders from within our organization and strive to support career development through regular training and leadership development opportunities. During fiscal year 2024, we promoted internal candidates to fill 100% of our vacant regional manager positions, approximately 91% of our vacant store manager positions, approximately 76% of our vacant assistant store manager positions, and approximately 74% of our vacant department manager positions. We are committed to inclusion and diversity in our approach to hiring and promotion, including among our store management. As of September 30, 2024, approximately 46% of our store managers and approximately 57% of our assistant store managers were women.

We believe that setting Crew members up for success begins with a strong foundation. Our accelerated store manager training program provides high-potential store department managers with management training, including leadership skills and financial aspects of management, equipping participants for potential management roles within the Company upon completion. We provide all new store managers and assistant store managers with five weeks of in-person operational and managerial training at our facility in Golden, Colorado. We also conduct over 20 hours of virtual and in-person training on an annual basis for our store Crew members covering a wide array of topics, including company culture and values, store operations, nutrition education, safety and compliance.

Wellness and Benefits. Our Crew members are eligible for health, long-term disability, vision and dental insurance coverage, as well as Company paid short-term disability and life insurance benefits, after they meet eligibility requirements. We also provide our Crew members with access to clinical counseling resources through our employee assistance program. Additionally, our Crew members are offered a 401(k) retirement savings plan with discretionary contribution matching opportunities. We believe we pay above average retail wages. In addition, all Crew members receive in store discounts and earn an additional \$1.00 per hour worked, including overtime and paid time off (some exclusions apply), in “Vitamin Bucks,” which can be used to purchase products in our stores. It is important to us that our Crew members live a healthy, balanced lifestyle, and we believe that the discounts we offer our Crew members and the Vitamin Bucks benefit provide an additional resource for our Crew members to purchase natural and organic products. We provide our Crew members with monthly free nutrition education trainings and other opportunities to earn rewards by learning about nutrition. Every Crew member also receives one day of additional pay on their birthday to express the Company’s appreciation for their service. In 2021, the Company established The Natural Grocers Heroes in Aprons Fund, a non-profit organization that provides short-term financial assistance to qualifying Crew members or their immediate family members who have experienced unanticipated hardships. We believe these and other factors have a positive impact on retention rates and encourage our Crew members to appreciate our culture, which helps them better promote our brand.

Our Customers

The growth in the natural and organic grocery and dietary supplement industries and growing consumer interest in health and nutrition have led to an increase in our core customer base. We believe the demands for affordable, nutritious food and dietary supplements are shared attributes of our core customers, regardless of their socio-economic status. Additionally, we believe our core customers prefer a retail store environment that offers carefully selected natural and organic products and dietary supplements and supports environmentally sustainable products and practices. Our customers tend to be interested in health and nutrition and expect our store Crew members to be highly knowledgeable about these topics and related products. An analysis of our *Health Hotline* subscriber list indicates that our customers come from broad geographic segments, including urban, suburban and rural areas, which reflects the varied characteristics and portability of our store locations.

Our Communities

One of our founding principles is to be an active member and steward of the communities we serve. As a commitment to this principle, we:

- provide extensive free educational services to customers in the form of lectures, classes, printed resources, online resources, publications and one-on-one nutrition coaching;
- participate in health fairs, school outreach, community wellness events and other activities to engage with and educate the community;
- partner with community and corporate wellness programs;
- disseminate new research on nutrition information;
- participate in the legislative and regulatory process at local, state and federal levels so that our customers have access to quality food and dietary supplements and the educational resources to guide their own wellness;
- continually strive to source products and services from local producers and vendors;
- carefully collect all of our excess or distressed food and merchandise and donate it to local non-profit organizations;
- do not provide single-use paper or plastic bags at our registers and encourage the use of reusable totes;
- provide cash to local food banks, making donation determinations based on the number of customers who shop our stores with their own bags;
- reduce our energy costs and carbon footprint using efficient heating, ventilation and air conditioning, lighting, and refrigerating systems;
- implement strategies to eliminate excess packaging, energy and transportation costs;
- recycle and reuse paper, plastic, glass and electronic products whenever possible;
- manage the waste stream services at all of our stores in order to optimize our diversion of waste to recycling and compost and increase the environmental sustainability of our operations;
- offer plant-based, compostable plastic bags and 100% recycled, recyclable and compostable paper bags for produce purchases;
- use healthy and environmentally responsible building materials and finishes in our new stores and remodels;
- promote environmentally responsible and sustainable practices in our supply chain;
- undertake fundraisers for organizations whose missions align with ours; and
- support the economic vitality of small producers and agricultural communities.

Marketing and Advertising

A significant portion of our marketing efforts is focused on educating our customers on the benefits of natural and organic grocery products, dietary supplements and our quality standards. Our customer outreach programs provide practical general nutrition knowledge to a variety of groups and individuals, schools, businesses, families and seniors. These educational efforts fulfill one of our founding principles and offer us the opportunity to build relationships with customers and community influencers.

{N}power Customer Rewards Program. We introduced the {N}power customer rewards program in fiscal year 2015. {N}power members receive digital coupons, discounted pricing on certain staple items (such as free-range eggs), personalized offers and other rewards, all by providing their phone number at the time of checkout. We believe the {N}power program has enhanced customer loyalty and engagement while increasing customer traffic and average basket size. In recent years, we have enhanced the {N}power program to simplify the accumulation of rewards for users and improve the customer rewards program experience. During fiscal year 2024, we continued to enhance the personalization, frequency and range of our {N}power offerings and featured {N}power promotions, with a focus on local store marketing. In fiscal 2024, we continued to improve and promote our Natural Grocers mobile application, which provides {N}power members with enhanced access to exclusive {N}power offers, digital coupons, recipes and articles through their smartphones and tablets. We believe these steps have helped to increase membership in the {N}power program. We had approximately 2.4 million registered {N}power members as of September 30, 2024 compared to approximately 2.1 million {N}power members as of September 30, 2023.

Health Hotline and Holly Deals. The *Health Hotline* is a four-color magazine that contains a mix of in-depth health and nutrition articles, along with a selection of popular sale items. The articles aim to be relevant, science-based and written to reflect the most recent research findings. During fiscal year 2024, we continued to enhance our *Health Hotline* magazine. The *Health Hotline* magazine was published 11 times during fiscal year 2024, and we expect comparable publication frequency during fiscal year 2025. The printed version of the *Health Hotline* magazine is mailed to subscribers and distributed in our stores. In addition, an electronic version of the *Health Hotline* magazine and a weekly electronic *Health Hotline* newsletter are distributed to subscribers via email. Generally, we negotiate with our suppliers for significantly lower costs on *Health Hotline* featured sale items, which in turn allows us to offer lower sale prices to our customers. Focused staff training at all locations occurs concurrently with the release of each *Health Hotline* to ensure that store staff are familiar with the content in each issue. Each December, in lieu of our *Health Hotline* magazine, we publish and mail our *Holly Deals* magazine, which features holiday recipes, gift ideas and promotions available at our December *Holly Deals* sales event.

Special Promotions and Sponsorships During fiscal year 2024, we organized special promotions to coincide with certain calendar events, such as Resolution Reset Week in January, Earth Day in April, and on the 69th anniversary of the Company's founding in August. We also organized month-long special promotions such as the "Autumnfest" campaign in October, the "Body Care & Beauty Bonanza" in May, the "Rock the Grill" campaign during June, the "Splash into Savings" and "{N}power 2-Day Sale" campaigns in July, and the "Organic Month" campaign during September. Our special promotions frequently include product discounts, sweepstakes, charitable fundraisers and nutrition education classes. During fiscal year 2024, we organized in-store scavenger hunts to increase store traffic and launched a number of promotions in collaboration with local businesses and non-profit schools to friends and family of our Crew members to increase brand awareness. We expect to continue offering similar special promotions and events in the future. During fiscal year 2024, we organized a number of charitable sponsorships, including collecting donations from customers on behalf of local food banks and an environmental non-profit organization. In addition, we donated 1% of all our sales on one day in February for Crew member appreciation month and one day during our 69th anniversary to our Natural Grocers Heroes in Aprons Fund.

Website and Social Media. We maintain *NaturalGrocers.com* as our official Company website to host store information, sale and discount offers, educational materials, product and standards information, policies and contact forms, advocacy and news items and e-commerce capabilities. Our website is intended to be part of an overall enhanced branding strategy to more effectively communicate our brand's unique and compelling attributes, including our founding principles. Our website features enhanced product and recipe search interfaces and improved functionality with mobile and tablet devices. We believe the continued growth of site visitors, page views and other metrics of our website activity indicates that our content is timely and informative to the communities we serve. Our website is interlinked with other online and social media outlets, including Facebook, Instagram, TikTok, X, Pinterest and YouTube. During fiscal year 2024, we continued to increase our investment in paid and organic placements on platforms such as Facebook, Instagram, TikTok, YouTube and mobile in-app display, resulting in enhanced brand reach. We also organized social media influencer campaigns in key markets. We expect to continue investing in digital engagement activities during fiscal year 2025. Our Natural Grocers mobile application provides a compelling and complementary marketing channel to deliver the same content strategy already in place for our website.

Advertising. Our advertising activities in fiscal year 2024 included: (i) conducting television advertising campaigns; (ii) conducting radio advertising campaigns in support of new store openings and store relocations; (iii) conducting outdoor advertising campaigns; (iv) conducting targeted direct mail campaigns; (v) newspaper advertising; (vi) utilizing organic search, search engine marketing, search engine optimization and display advertisements to deliver more customer traffic to our website and stores; and (vii) investments in paid and organic placements on social media platforms.

Home Delivery Services. As of September 30, 2024, we offered online ordering and home delivery services at 160 of our stores in partnership with a third party.

New Store Openings. We use various targeted marketing efforts to support the successful introduction of our new stores in their individual markets. In addition to the distribution of our *Health Hotline* magazine and Internet and social media efforts targeted to the region, we utilize direct mail distribution of introductory booklets and postcards promoting our brand and providing discounts and other incentives for new customers. Our new store promotional activities include gift card and prize giveaways, sweepstakes, musical performances, appearances by our sponsorship partners, cash donations to local food banks, and participation by local community leaders and organizations.

Pre-Ordering of Holiday Turkeys. We offer an in-store and online process to pre-order organic and free-range turkeys for the Thanksgiving and Christmas holidays.

Competition

The grocery and dietary supplement retail business is a large, fragmented and highly competitive industry, with few barriers to entry. Our competition varies by market and includes supermarkets such as Kroger and Safeway; mass or discount retailers such as Wal-Mart and Target; natural and gourmet markets such as Whole Foods and The Fresh Market; foreign-based discount retailers such as Aldi, Lidl and Ahold Delhaize; specialty food retailers such as Sprouts and Trader Joe's; warehouse clubs such as Sam's Club and Costco; dietary supplement retailers such as GNC and The Vitamin Shoppe; online retailers; independent health food stores; drug stores; farmers' markets; food co-ops; and multi-level marketers. Competition in the grocery industry may intensify, and shopping dynamics may shift, as a result of, among other things, industry consolidation, new technologies, expansion by existing competitors and the increasing availability of grocery ordering, pick-up and delivery options, which may turn adjacent suppliers and retailers into direct competitors. These businesses compete with us on the basis of price, selection, quality, customer service, convenience, location, store format, shopping experience, ease of ordering and delivery or any combination of these or other factors. They may also compete with us for products and locations. In addition, many of our competitors increasingly offer a broad range of natural and organic foods. We also face internally generated competition when we open new stores in markets we already serve. We believe our commitment to carrying carefully vetted, affordably priced and high-quality natural and organic products and dietary supplements, as well as our focus on providing nutritional education, differentiate us and can provide a competitive advantage.

Seasonality

Our business is active throughout the calendar year and does not experience significant fluctuation caused by seasonal changes in consumer purchasing.

Insurance and Risk Management

We use a combination of insurance and self-insurance to cover workers' compensation, general liability, product liability, director and officers' liability, cyber risk, employment practices liability, employee healthcare benefits and other casualty and property risks. Changes in legal trends and interpretations, variability in inflation rates, changes in the nature and method of claims settlement, benefit level changes due to changes in applicable laws, insolvency of insurance carriers and changes in discount rates could all affect ultimate settlements of claims. We evaluate our insurance requirements and providers on an ongoing basis.

Trademarks and Other Intellectual Property

We believe that our intellectual property is important to the success of our business. We have received the registration of trademarks not only for *Natural Grocers*[®], *Vitamin Cottage*[®] and *Health Hotline*[®] but also for our logo, *Natural Grocers by Vitamin Cottage*[®] and *Vitamin Cottage Natural Grocers*[®] for appropriate categories of trade. In addition, we have received the registration of service marks for *EDAP – Every Day Affordable Price*[®], *{N}power*[®], *Organic Headquarters*[®], *Organic Month Headquarters*[®], *Organic Produce Headquarters*[®], *Natural Grocers Cottage Wine and Craft Beer*[®], *Natural Grocers Cottage Craft Beer*[®] and *Resolution Reset Day*[®] and registrations of trademarks for *These Came First*[®] and *Natural Grocers Top 10 Nutrition Trends*[®]. We do not own or license for use any patents, franchises or concessions that are material to our business. Our trademarks are generally valid and may be renewed indefinitely as long as they are in use and their registrations are properly maintained.

Information Technology Systems

We have made significant investments in overhead and information technology infrastructure, including purchasing, receiving, inventory, point of sale, store scheduling, warehousing, distribution, accounting, reporting and financial systems. We use an ERP system with an integrated merchandise management, reporting and accounting system at all of our stores, as well as at our bulk food repackaging facility and distribution center and for corporate functions including accounting, reporting and purchasing. Our ERP system application support and hardware functions are outsourced, which allows us to focus on our core business. We also have an enterprise-wide HRIS, which has enabled us to more efficiently and effectively manage our human resources and payroll needs at all locations. In recent years, we have implemented a new point of sale system, deployed new handheld technology and VoIP telephony solutions at all our stores, and increasingly leveraged cloud technology in our information technology systems. We have also invested in upgrading communication circuits and refreshing network and security hardware and systems at all our stores and our corporate headquarters, and we are making investments to upgrade our ERP system. We plan to continue investing in our information technology infrastructure with systems that scale with and add efficiencies to our operations as we continue to grow.

Regulatory Compliance

We are subject to various federal, state and local laws, regulations and administrative practices that affect our business. The safety, formulation, manufacturing, processing, packaging, importation, labeling, promotion, advertising and distribution of products we sell in our stores, including private label products, are subject to regulation by several federal agencies, including the FDA, the Federal Trade Commission (the FTC), the USDA, the Consumer Product Safety Commission (the CPSC) and the Environmental Protection Agency (the EPA), as well as by various state and local agencies.

Food Products. The FDA has comprehensive authority to regulate the safety of food and food ingredients (including pet food and pet food ingredients but excluding meat, poultry, catfish and certain egg products, which are regulated by USDA) under the Federal Food, Drug, and Cosmetic Act (the FDCA). The USDA's Food Safety Inspection Service regulates and regularly inspects meat, poultry, catfish and certain egg products to assure that these products are safe, wholesome and correctly labeled and packaged under the Federal Meat Inspection Act and the Poultry Products Inspection Act.

The Food Safety Modernization Act (the FSMA), enacted in 2011, amended the FDCA and significantly expanded food safety requirements and the FDA's regulatory authority over food safety. The FSMA requires the FDA to impose comprehensive, prevention-based controls across the food supply chain, further regulates food products imported into the United States and provides the FDA with authority to enforce recalls. In addition, the FSMA requires the FDA to undertake rulemakings and to issue guidance documents, as well as reports, plans, standards, notices and other tasks. Further, even statutes and regulations that have been enacted or promulgated, such as nutritional labeling, are periodically reviewed and updated with new requirements. As a result, final implementation of the legislation remains ongoing.

The FDA also exercises broad jurisdiction over the labeling and promotion of cosmetics, food and dietary supplements. Labeling is a broad concept that, under most circumstances, extends even to product-related claims and representations made on package inserts, and in some cases, a company's website and printed or digital media. All foods, including dietary supplements, must bear labeling that provides consumers with specific information with respect to standards of product identity, net quantity/weight, nutrition or supplement facts labeling, ingredient statements, contact information for the manufacturer/packer/distributor, allergens, and certain other disclosures. Similarly, cosmetic products labeling must also contain certain information, including the nature and use of the product such as net quantity/weight, ingredient statements, and contact information for the manufacturer/packer/distributor. The FDA also regulates the use of claims made about these products, including structure/function claims (*e.g.*, "calcium builds strong bones"), qualified health claims (*e.g.*, "adequate calcium throughout life may reduce the risk of osteoporosis"), and nutrient content claims (*e.g.*, "high in antioxidants"), and others. "Organic" claims, however, are primarily regulated by the USDA. Certain new food labeling requirements, primarily related to the Nutrition Facts Label, went into full effect on January 1, 2021.

Dietary Supplements. The FDA also has comprehensive authority to regulate the safety of dietary supplements, dietary ingredients, labeling and current good manufacturing practices. The Dietary Supplement Health and Education Act (DSHEA), enacted in 1994, greatly expanded the FDA's regulatory authority over dietary supplements. Through DSHEA, dietary supplements became a separately regulated subcategory of food, and the FDA was empowered to establish good manufacturing practice regulations governing key aspects of the production of dietary supplements, including quality control, record keeping, packaging and labeling. DSHEA also expressly permits dietary supplements to make label claims and promotional statements describing how a product affects the structure, function or general well-being of the body if adequate scientific evidence exists to substantiate the claim, although no statement may expressly or implicitly represent that a dietary supplement will diagnose, cure, treat or prevent a disease, which are claims reserved for drug products that are regulated separately by the FDA. Recently, pharmaceutical industry participants have engaged in advocacy to compel the FDA to ban certain dietary supplements based on the Drug Exclusion Provision contained in DSHEA. The Drug Exclusion Provision states that a dietary supplement may not be marketed if a dietary supplement ingredient was an ingredient in a drug or the subject of a clinical investigation for drug use prior to the marketing of the supplement. The FDA has taken certain steps to exclude certain dietary supplements under this provision. If the FDA increases enforcement of the Drug Exclusion Provision, certain of the dietary supplements we sell may no longer be available.

FDA Enforcement. The FDA has broad authority to enforce the provisions of the FDCA applicable to the safety, labeling, manufacturing, transport and promotion of cosmetics, foods and dietary supplements, including powers to issue a public warning letter to a company, publicize information about illegal, misbranded, or adulterated products, institute an administrative detention of food, request or order a recall of illegal, misbranded, or adulterated food products from the market, and request the Department of Justice to initiate a seizure action, an injunction action or a criminal prosecution. Pursuant to the FSMA, the FDA also has the power to deny the import of any food or dietary supplement from a foreign supplier that is not appropriately verified as being compliant with all FDA laws and regulations. Moreover, the FDA has the authority to administratively suspend the registration of any facility that produces or processes food, including supplements, that it deems to present a reasonable probability of causing serious adverse health consequences. In the past few years, the FDA has commenced enforcement actions against dietary supplement companies by issuing warning letters regarding products that make impermissible claims related to treatments and cures for various diseases.

Food and Dietary Supplement Advertising. In addition to the FDA's regulatory control over product labeling, the FTC also exercises jurisdiction over the advertising of foods and dietary supplements, including health benefit claims, claims about environmental benefits (such as claims about whether product packaging is recyclable or compostable), and claims about the geographic origin of products (e.g. "Made in the USA"), as well as deceptive advertising methods. The FTC has the power to levy monetary sanctions and demand "consent decrees" or seek judgments that include penalties and restitution to consumers that can severely limit a company's business practices. In recent years, the FTC has instituted numerous enforcement actions against dietary supplement companies for failure to have adequate substantiation for claims made in advertising or for the use of false or misleading advertising claims. In December of 2022, FTC issued its Health Products Compliance Guidance that suggests that at least one randomized clinical trial may be necessary for any claim regarding the health benefits of a product. In addition to FTC warning letters and enforcement actions, private parties are increasingly initiating broad consumer class actions against food and dietary supplement manufacturers for false or misleading labeling and/or advertising.

Compliance. As is common in our industry, we rely on our suppliers and contract manufacturers to ensure that the products they manufacture and sell to us comply with all applicable regulatory and statutory requirements. In general, we seek certifications of compliance, representations and warranties, indemnification and insurance from our suppliers and contract manufacturers, directly or through our distributor. However, even with adequate certifications, representations and warranties, insurance and indemnification, any claims of non-compliance could significantly damage our reputation and consumer confidence in the products we sell. In addition, the failure of such products to comply with applicable regulatory and legislative requirements could prevent us from marketing the products or require us to recall or withdraw such products from our stores. In order to comply with applicable statutes and regulations, our suppliers and contract manufacturers have from time to time reformulated, eliminated or relabeled certain of their products and we have revised certain provisions of our sales and marketing program.

We regularly train our in-store Crew members to provide an educational customer service approach that is ethical, honest and accurate and that does not cross over into a scope of practice reserved for licensed healthcare professionals. For example, our Crew members are not allowed to discuss any "disease" or "cure." Instead, we focus on how the structure and function of the body is affected by lifestyle choices and the different nutritional components of an individual's diet, including those contained in dietary supplements. Our customers are encouraged to make informed decisions about their diet, lifestyle and possible need for supplementation. Our NHCs are responsible for overseeing compliance with FDA, USDA and FTC regulations in our stores. While we believe that our nutrition education practices are compliant with federal and state requirements, a finding to the contrary could pose significant issues with respect to our business and our reputation among our customers or otherwise have a material adverse effect on our business.

New or revised federal, state and local laws and regulations affecting our business or our industry, such as those relating to industrial hemp products, genetically modified (bioengineered) foods, or the presence of per- and polyfluoroalkyl substances (PFAS) in our products, whether intentional or unintentional, could result in additional compliance costs and civil remedies. In some instances, laws and regulations may be amended in the future to allow for private rights of action to enforce laws and regulations through lawsuits. At present, many consumer class action lawsuits are based on violations of federal or state laws, regulations, rules and guidance where the claim is that the alleged violation results in consumer deception. The risks associated with these laws and regulations are further described under the caption “Risk Factors.”

Segment Information

We have a single reporting segment, natural and organic retail stores, through which we conduct all of our business. Please see the Consolidated Financial Statements of the Company for the year ended September 30, 2024, set forth in Part IV of this Form 10-K, for financial information regarding this segment.

Available Information

Our website is located at www.naturalgrocers.com. We make our periodic reports and other information filed with or furnished to the SEC available, free of charge, through our website as soon as reasonably practicable after those reports and other information are electronically filed with or furnished to the SEC. In addition, our Corporate Governance Guidelines, the charters for our Audit Committee and Compensation Committee, and our Code of Ethics are publicly available on our website at www.naturalgrocers.com on the “Investors” page, under Corporate Governance – Governance Documents” section, and we will post any amendments to, or waivers from, a provision of this Code of Ethics on our website at the address and location specified above. A printed copy of this information is also available without charge by sending a written request to Corporate Secretary, Natural Grocers by Vitamin Cottage, Inc., 12612 West Alameda Parkway, Lakewood, CO 80228. The SEC also maintains a website that contains our reports and other information at www.sec.gov. Information on our website or any other website is not incorporated by reference into this Form 10-K.

Item 1A. Risk Factors.

Risk Factor Summary

We are providing the following summary of the risk factors contained in our Form 10-K to enhance the readability and accessibility of our risk factor disclosures. We encourage our stockholders to carefully review the full risk factors contained in this Form 10-K in their entirety for additional information regarding the risks and uncertainties that could cause our actual results to vary materially from recent results or from our anticipated future results.

Risks related to our business and operations

- We may not be successful in our efforts to grow profitably and our growth and financial performance may fluctuate;
- If we are unable to successfully identify market trends and react, our sales may decrease;
- Adverse economic conditions (including inflation and deflation), pandemics and political instability could adversely affect our business;
- An inability to compete, maintain or increase our operating margins, or maintain traffic in our stores could adversely affect our results of operations;
- Product recalls, withdrawals or seizures could reduce our sales;
- Our future business, results of operations and financial condition may be adversely affected by reduced availability of certified organic products, products that meet our other internal standards, or issues related to our suppliers;
- Adverse weather conditions, natural disasters and the effects of climate change could disrupt our supply chain and adversely impact our sales and financial performance;
- Acts of violence at or threatened against our stores or the shopping centers where they are located could materially adversely affect our financial performance;

- The current geographic concentration of our stores creates exposure to local economies, regional downturns, severe weather and other catastrophic occurrences;
- If we fail to maintain our reputation and the value of our brand, or fail to retain or attract key personnel, our sales may decline;
- Perishable food product losses or interruptions to our bulk food repackaging facility could materially impact our results of operations;
- Higher wage and benefit costs or union activity among our Crew members or third parties could adversely affect our business;
- Future events could result in impairment of long-lived assets, which may result in charges that adversely affect our results of operations and capitalization;
- Our significant lease obligations may adversely affect our liquidity;
- Any material disruption to, failure of, or cyber-attacks against our information systems could negatively impact our operations or expose us to litigation and reputational harm;
- Claims under our self-insurance program may differ from our estimates, which could negatively impact our results of operations;
- If we are unable to protect our intellectual property rights, our ability to compete and the value of our brand could be harmed;
- Energy costs are a significant component of our operating expenses and increasing energy costs, unless offset by more efficient usage or other operational responses, may impact our profitability;
- Legal proceedings and adverse tax changes or examinations could adversely affect our business, financial condition and results of operations; and
- Failure to maintain effective internal control over financial reporting could lead to material misstatements in our financial statements, in which case investors may lose confidence in the accuracy and completeness of our financial reports and the market price of our common stock may decline.

Risks related to government regulations and policies

- Regulatory requirements imposed on us or our suppliers could change, increasing our costs and a failure to comply could adversely affect our business, results of operations and financial condition;
- Our sale of products containing cannabidiol (CBD) could lead to regulatory action by federal, state and/or local authorities or legal proceedings brought by or on behalf of consumers;
- The activities of our NHCs and our nutrition education services may be impacted by government regulation or an inability to secure adequate liability insurance;
- The products we sell could suffer from real or perceived quality or food safety concerns and may cause unexpected side effects, illness, injury or death that could result in their discontinuance or expose us to lawsuits, any of which could result in unexpected costs and damage to our reputation; and
- Our political advocacy activities may reduce our customer count and sales.

Risks related to our indebtedness and liquidity

- Our credit facility could limit our operational flexibility;
- We may be unable to generate sufficient cash flow, which could adversely impact our business and we may need to raise additional capital through debt or equity financing; and
- Our share repurchase program may adversely affect our liquidity and cause fluctuations in our stock price.

General risks related to our common stock

- Our current principal stockholders have significant influence over us, and they could delay, deter or prevent a change of control or other business combination or otherwise cause us to take action with which our stockholders might not agree; anti-takeover provisions in our organizational documents and Delaware law may prevent a change of control; and our “controlled company” status exempts us from certain governance provisions otherwise required by the NYSE;
- We may not be able to continue paying dividends on our common stock; and
- If analysts do not publish research or reports about us, if they adversely change their recommendations about our stock or if our operating results do not meet their expectations, our common stock price could decline.

Risk Factors

Our business, financial condition and results of operations can be materially impacted by a number of factors which could cause our actual results to vary materially from recent results or from our anticipated future results. If any of the following risks actually occurs, our business, financial condition, results of operations, cash flow and prospects could be materially and adversely affected. As a result, the trading price of our common stock could decline and our stockholders could lose all or part of their investment in our common stock. Accordingly, our stockholders should carefully consider the risks described below as well as the other information and data included in this Form 10-K.

Risks related to our business and operations

We may not be successful in our efforts to grow profitably.

Our continued growth largely depends on our ability to increase sales in our existing stores and successfully open and operate new stores on a profitable basis. Our comparable store sales growth could be lower than our historical average for various reasons, including the opening of new stores that cannibalize sales in existing stores, increased competition, general economic conditions, regulatory changes, price changes as a result of competitive factors and product pricing and availability.

We expect our rate of new store unit growth in the foreseeable future to be dependent on economic and business conditions and other factors, including construction permitting and the availability of construction materials, equipment and labor. Delays or failures in opening new stores, or achieving lower than expected sales in new stores, could materially and adversely affect our growth. Our plans for continued expansion could place increased demands on our financial, managerial, operational and administrative resources. For example, our planned expansion will require us to increase the number of people we employ and may require us to upgrade our management information system and our distribution infrastructure. We currently operate a single bulk food repackaging facility and distribution center, which houses our bulk food repackaging operation. In order to support our recent and expected future growth and to maintain the efficient operation of our business, we may need to add additional capacity in the future. These increased demands and operating complexities could cause us to operate our business less efficiently, which could materially and adversely affect our operations, financial performance and future growth.

We may not be able to open new stores on schedule or operate them successfully. Our ability to successfully open new stores depends upon a number of factors, including our ability to select suitable sites for our new store locations; to negotiate and execute leases on acceptable terms; to coordinate the contracting work on our new stores; to identify, recruit and train store managers, NHCs and other staff; to secure and manage the inventory necessary for the launch and successful operation of our new stores; and to effectively promote and market our new stores. Additionally, our new store openings may not be successful or reach the sales and profitability levels of our existing stores. New stores build their sales volume and their customer base over time and, as a result, generally have lower margins and higher operating expenses, as a percentage of net sales, than our existing stores. As a result, new store openings may negatively impact our financial results in the short-term due to the effect of store opening costs and lower sales and contribution to overall profitability during the initial period following opening.

If we are unable to successfully identify market trends and react to changing consumer preferences in a timely manner, our sales may decrease.

We believe our success depends, in substantial part, on our ability to:

- anticipate, identify and react to natural and organic grocery and dietary supplement trends and changing consumer preferences in a timely manner;
- translate market trends into appropriate, saleable product and service offerings in our stores; and
- develop and maintain vendor relationships that provide us access to the newest merchandise, and products that satisfy our standards, on reasonable terms.

Consumer preferences often change rapidly and without warning, moving from one trend to another among many product or retail concepts. Our performance is impacted by trends regarding healthy lifestyles, dietary preferences, convenient meal options, natural and organic products, dietary supplements, ingredient transparency and sustainability and at-home meal preparation. Consumer preferences towards dietary supplements or natural and organic food products might shift as a result of, among other things, economic conditions, food safety perceptions, scientific research or findings regarding the benefits or efficacy of these products, reduced or changed consumer choices and the cost or sustainability of these products. Our store offerings are comprised of natural and organic products and dietary supplements. A change in consumer preferences away from our offerings, including as a result of, among other things, higher retail prices for our products due to inflation, or reductions or changes in our offerings, could have a material adverse effect on our business. Additionally, negative publicity regarding the safety of natural and organic products or dietary supplements, or new or upgraded regulatory standards, may adversely affect demand for the products we sell and could result in lower customer traffic, sales and results of operations.

If we are unable to anticipate and satisfy consumer merchandise preferences in the regions where we operate, our net sales may decrease, and we may be forced to increase markdowns of slow-moving merchandise, either of which could have a material adverse effect on our business, financial condition and results of operations.

Our store sales growth and quarterly financial performance may fluctuate for a variety of reasons.

Our store sales growth and quarterly results of operations have fluctuated in the past, and we expect them to continue to fluctuate in the future. A variety of factors affect our store sales growth and quarterly financial performance, including:

- changes in our merchandising strategy or product mix;
- the performance of our newer and remodeled stores;
- the effectiveness of our inventory management;
- the timing and concentration of new store openings, and the related additional human resource requirements and pre-opening and other start-up costs;
- slowing in the natural and organic retail sector;
- the cannibalization of existing store sales by our new store openings;
- levels of pre-opening expenses associated with new stores;
- the timing and effectiveness of our marketing activities;
- consumer preferences, buying trends and spending levels;
- food and commodity price inflation or deflation;
- the number and dollar amount of customer transactions in our stores;
- seasonal fluctuations due to weather conditions and extreme weather-related disruptions;
- our ability to generate new and repeat visits to our stores and adequate levels of customer engagement;

- actions by our existing or new competitors, including pricing changes and delivery and fulfillment options;
- regulatory changes affecting availability and marketability of products;
- supply shortages or other operational disruptions;
- general United States economic conditions and, in particular, the retail sales environment;
- executive, legislative or regulatory actions that restrict or limit our access to foreign-sourced goods; and
- the impact of global health pandemics on our operations and the U.S. economy.

Accordingly, our results for any one fiscal year or quarter are not necessarily indicative of the results to be expected for any other fiscal year or quarter. Our comparable store sales during any particular future period may decrease. In the event of any future decrease, the price of our common stock could decline. For more information on our results of operations for fiscal years 2024 and 2023, see “Management’s Discussion and Analysis of Financial Condition and Results of Operations.”

Adverse economic conditions and political instability could adversely affect our business, results of operations and financial condition and could negatively impact our ability to execute our growth strategy.

Adverse and uncertain economic conditions could adversely impact demand for the products we sell in our stores. Consumer spending and levels of disposable income, including spending for natural and organic grocery and dietary supplement products that we sell, are affected by, among other things, prevailing economic conditions, levels of employment, salaries and wages, inflation, interest rates, the availability of credit, tax rates, fuel and energy costs, housing market conditions, general business conditions, consumer confidence and consumer perceptions of economic conditions. In the event of an economic slowdown or recession, consumer spending could be adversely affected, and we could experience lower net sales than expected. We could be forced to delay or slow our new store growth plans, which could have a material adverse effect on our business, financial condition and results of operations. In addition, our ability to manage normal commercial relationships with our suppliers, manufacturers of our private label products, distributors, customers and creditors may suffer. Customers may shift purchases to lower-priced or other perceived value offerings during economic downturns. In particular, customers may reduce the amount of natural and organic products that they purchase and instead purchase conventional offerings, which generally have lower retail prices, at other stores. In addition, consumers may choose to purchase private label products at other stores rather than brand products because they are generally less expensive. Suppliers may become more conservative in response to these conditions and seek to reduce their production.

Economic conditions and consumer spending may also be adversely impacted by political instability. The outbreak or escalation of war, the occurrence of terrorist acts or other hostilities in or affecting the United States, or concerns regarding epidemics in the United States or in international markets could also lead to a decrease in spending by consumers or may cause our customers to avoid visiting our stores. In particular, recent global events, including ongoing conflicts in Ukraine and the Middle East, have disrupted commodity markets and have contributed to global supply chain disruption and inflation. We may experience continued volatility with respect to these trends. Our results of operations depend upon, among other things, our ability to maintain and increase sales volume with our existing customers, to attract new customers and to provide products that appeal to customers at prices they are willing and able to pay. Prolonged unfavorable economic conditions or political instability may have an adverse effect on our sales and profitability.

Inflation or deflation could adversely affect our business.

Our financial performance could be adversely impacted by relative rates of inflation or deflation, which are subject to market conditions. Inflationary or deflationary pressures on the products we sell could impact our net sales and earnings. If the cost of goods changes as a result of inflation or deflation, we may be unable to adjust our retail prices accordingly, which could adversely impact our sales or earnings. In particular, deflation or disinflation impacting the products we sell could cause our competitors to aggressively lower retail pricing or adopt promotions, adversely affecting the competitiveness of our pricing and our profitability. In recent years, we experienced levels of inflation that were higher than we have historically experienced, resulting in part from various supply disruptions, geopolitical instability, including the conflicts in Ukraine and the Middle East, increased shipping and transportation costs, increased commodity costs, increased labor costs in the supply chain, monetary policy actions, other disruptions and the uncertain economic environment. We have been able to mitigate this impact to date through our pricing strategies. While levels of inflation moderated during fiscal year 2024, we are unable to predict the long-term impact of inflationary or deflationary trends on consumer behavior and our sales and profitability in the future. Additionally, commodities used in many of our products, including our *Natural Grocers* brand products, can be subject to availability constraints and price volatility caused by weather, supply conditions, political instability, government regulations, tariffs, energy prices and general economic conditions and other unpredictable factors. Changes in food and commodity prices could also negatively impact our sales and earnings if our competitors react more aggressively. Additionally, the cost of construction materials and labor we use to build and remodel our stores is also subject to price volatility based on market and economic conditions. Higher construction material and labor prices could increase the capital expenditures needed to construct a new store or remodel an existing store and, as a result, could increase the investment required and our rent obligations.

Widespread health pandemics could materially impact our business, results of operations and financial condition.

The COVID-19 pandemic and resulting government mandates significantly impacted our operations. Although our operations have stabilized since the pandemic, in the event there is a widespread regional, national or global health epidemic or pandemic in the future, including outbreaks of COVID-19 variants, our business could be severely impacted. Although the potential effects that COVID-19 may continue to have on us, or that global health pandemics unrelated to COVID-19 may have in the future, are not clear, such impacts could materially adversely affect our business, financial condition and results of operations.

We may be unable to compete effectively in our markets, which are highly competitive.

The markets for natural and organic groceries and dietary supplements are large, fragmented and highly competitive, with few barriers to entry. Our competition varies by market and includes supermarkets, natural, gourmet and specialty food markets, mass and discount retailers, foreign-based discount retailers, warehouse clubs, independent health food stores, dietary supplement retailers, drug stores, farmers' markets, food co-ops, online retailers and multi-level marketers. These businesses compete with us on the basis of price, selection, quality, customer service, convenience, location, store format, shopping experience, ease of ordering and delivery or any combination of these or other factors. They also compete with us for products and locations. To the extent our competitors lower their prices, our ability to maintain sales levels and operating margins may be negatively impacted. In addition, some of our competitors are expanding their natural and organic food offerings, increasing the space allocated to natural and organic foods and enhancing options of engaging with and delivering their products to customers. Many of our competitors are larger, more established and have greater financial, marketing and other resources than we do, and may be able to adapt to changes in consumer preferences more quickly, devote greater resources to the marketing and sale of their products, or generate greater brand recognition. In addition, we may face internally generated competition when we open new stores in markets we already serve. An inability to compete effectively may cause us to lose market share to our competitors and could have a material adverse effect on our business, financial condition and results of operations.

An inability to maintain or increase our operating margins could adversely affect our results of operations.

We intend to continue our focus on improving our operating margins by leveraging more efficiencies of scale, additional improved systems, further cost discipline, added focus on appropriate store labor levels and even more disciplined product selection. If we are unable to successfully manage the potential difficulties associated with store growth, we may not be able to capture the efficiencies of scale that we expect from expansion. If we are not able to capture greater efficiencies of scale, improve our systems, further enhance our cost discipline and increase our focus on appropriate store labor levels and disciplined product selection, we may not be able to achieve our goals with respect to operating margins. In addition, if we do not adequately refine and improve our various ordering, tracking and allocation systems, we may not be able to increase sales and reduce inventory shrink. Further, pricing pressures from competitors and the impact of the product discounts we offer may also adversely impact our operating margins. As a result, our operating margins may stagnate or decline, which could have a material adverse effect on our business, financial condition and results of operations and adversely affect the price of our common stock.

A reduction in traffic to anchor stores in the shopping areas in close proximity to our stores could significantly reduce our sales and leave us with unsold inventory, which could have a material adverse effect on our business, financial condition and results of operations.

Many of our stores are located in close proximity to shopping areas that may also accommodate other well-known anchor stores. Sales at our stores are derived, in part, from the volume of traffic generated by the other anchor stores in the shopping areas where our stores are located. Customer traffic may be adversely affected by enhanced customer reliance on e-commerce to meet their shopping needs, regional economic downturns, a general downturn in the local area where our store is located, long-term nearby road construction projects, the closing of nearby anchor stores or other nearby stores or the decline of the shopping environment in a particular shopping area. Any of these events could reduce our sales and leave us with excess inventory, which could have a material adverse effect on our business, financial condition and results of operations. In response to such events, we may be required to increase markdowns or initiate marketing promotions to reduce excess inventory, which could further decrease our gross profits and net income.

We may experience product recalls, withdrawals or seizures which could reduce our sales and adversely affect our results of operations.

We may be subject to product recalls, withdrawals or seizures if any of the products we sell is believed to cause injury or illness or if we are alleged to have violated governmental regulations in the labeling, promotion, sale or distribution of any such products. A significant recall, withdrawal or seizure of any of the products we sell may require significant management attention, could result in substantial and unexpected costs and may adversely affect our business, financial condition or results of operations. Furthermore, a recall, withdrawal or seizure of any of the products we sell may adversely affect consumer confidence in our brands and thus decrease consumer demand for the products we sell. We rely on our suppliers to ensure that the products they manufacture and sell to us comply with all applicable regulatory and legislative requirements. In general, we seek representations and warranties, indemnification and/or insurance from our suppliers. However, even with adequate insurance and indemnification, any claims of non-compliance could significantly damage our reputation and consumer confidence in the products we sell. In addition, the failure of those products to comply with applicable regulatory and legislative requirements could prevent us from marketing the products or require us to recall or remove such products from the market, which in certain cases could materially and adversely affect our business, financial condition and results of operations.

Our future business, results of operations and financial condition may be adversely affected by reduced availability of certified organic products or products that meet our other internal standards.

Our ability to ensure a continuing supply of products and ingredients at competitive prices that satisfy our minimum standards depends on many factors beyond our control, such as the number and size of farms that grow organic crops, operate pasture-based dairies, maintain free-range laying hens and undertake to raise livestock without the use of growth hormones, antibiotics or concentrated livestock feeding; the vagaries of these farming businesses; and our ability to accurately forecast our sourcing requirements. The organic ingredients used in many of the products we sell are vulnerable to adverse weather conditions, the effects of climate change and natural disasters, such as floods, droughts, frosts, earthquakes, tornadoes, hurricanes and pestilences. Adverse weather conditions and natural disasters can lower herd, flock and crop yields and reduce size and quality, which in turn could reduce the available supply of, or increase the price of, organic ingredients. Certain products we purchase from our suppliers include organic ingredients sourced offshore, and the availability of such ingredients may be affected by events in other countries.

For our organic produce suppliers, there is some concern that implementation of the FSMA may impact the ability of produce growers to farm organically. In the final Produce Safety Rule, the FDA stated that it would exercise enforcement discretion regarding farmers complying with the USDA National Organic Program (NOP) standards for the application of biological soil amendments, which are a significant source of fertility input for organic production. But at the same time, the FDA stated that the NOP standard is not a food safety standard and that it would study and set a science based minimum standard at a later date and may promulgate a standard for the application of biological soil amendments that changes the manner in which organic growers apply these inputs. The increased regulation and cost of growing produce due to the Produce Safety Rule may impact organic produce suppliers.

In addition, we and our suppliers compete with other food producers in the procurement of products that satisfy our minimum standards for organic produce, dairy products, eggs and meat, which are often less plentiful in the open market than conventional ingredients and products. This competition may increase in the future if consumer demand increases for organic produce, dairy products from pasture-raised animals, eggs from free-range or pastured hens, and meat from naturally raised livestock. If supplies of these products are reduced, or there is greater demand for such ingredients and products from us and others, we may not be able to obtain sufficient supply on favorable terms, or at all, which could impact our ability to supply products to our stores and may adversely affect our business, results of operations and financial condition.

The certified organic products we sell must be produced in compliance with government regulations and must comply with the requirements of the NOP in order to be labeled as such. Certain products we sell in our stores could lose their “organic” certification if their operation does not comply with the applicable standards and required practices of the NOP, including foreign operations using practices allowed under their country’s respective organic equivalency agreement. The loss of any certifications could reduce the availability of organic products that we can sell in our stores and harm our business.

Disruptions affecting our significant suppliers, or our relationships with such suppliers, could negatively affect our business.

UNFI is our single largest third-party supplier, accounting for approximately 68% of our total purchases in fiscal year 2024. In fiscal year 2023, we extended our long-term relationship with UNFI as our primary supplier of products in the natural, fresh and produce categories through September 3, 2028, subject to automatic renewals thereafter for successive one-year periods unless otherwise terminated by either party. While we strive to maintain good relations with UNFI, if our distribution agreement with UNFI were terminated or not renewed, we may be unable to establish alternative distribution channels on reasonable terms or at all. Due to this concentration of purchases from a single third-party supplier, the cancellation or non-renewal of our distribution agreement with UNFI, or the disruption, delay or inability of UNFI to deliver product to our stores, could materially and adversely affect our business, financial condition and results of operations. In addition, if UNFI or any of our other suppliers fail to comply with food safety, labeling or other laws and regulations, or face allegations of non-compliance, that supplier’s operations may be disrupted, which in turn could have a material adverse effect on our business, financial condition and results of operations.

We and certain of our vendors use overseas sourcing to varying degrees to manufacture some or all of the products we sell. Any event causing a sudden disruption of manufacturing or imports from such foreign countries, including changes in the United States’ foreign trade policies resulting in the imposition of additional import restrictions, withdrawal from, or material modifications to, international trade agreements, unanticipated political changes, increased customs duties or tariffs, labor disputes, health epidemics, adverse weather conditions, crop failure, acts of war or terrorism, legal or economic restrictions on overseas suppliers’ ability to produce and deliver products, and natural disasters, could increase our costs and materially harm our business, financial condition and results of operations. Our business is also subject to a variety of other risks generally associated with indirectly sourcing goods from abroad, such as political instability, disruption of imports by labor disputes, currency fluctuations and local business practices. In addition, requirements imposed by the FSMA compel importers to verify that food products and ingredients produced by a foreign supplier comply with all applicable legal and regulatory requirements enforced by the FDA, which could result in certain products being deemed ineligible for import. In addition, the Department of Homeland Security may at times prevent the importation or customs clearance of certain products and ingredients for reasons unrelated to food safety.

Adverse weather conditions, natural disasters and the effects of climate change could disrupt our supply chain and adversely impact our sales and financial performance.

Adverse weather conditions and natural disasters could impact customer traffic at our stores, make it more difficult to fully staff our stores and, in more severe cases, such as hurricanes, earthquakes, floods, droughts, tornadoes or blizzards, eliminate the availability, or significantly increase the cost, of the products we sell, reduce or eliminate our ability to deliver supplies to the affected stores and cause closures of the affected stores, sometimes for prolonged periods of time. In addition, climate change could reduce or eliminate the availability, or significantly increase the cost, of the products we sell at our stores. The increasing frequency and unpredictability of adverse weather conditions may result in decreased customer traffic, less accurate year-to-year comparisons in sales, supply disruptions and other factors affecting our financial performance. The response of federal, state and local governmental bodies and agencies to climate change through regulations, mandates, reporting and disclosure requirements, taxes or levies could materially increase our cost to operate, obtain products at a reasonable price or build and operate our store facilities, resulting in a material adverse effect on our financial results. Any of these situations could have a material adverse effect on our business, financial condition and results of operations.

Acts of violence at or threatened against our stores or the shopping centers in which they are located, including active shooter situations and terrorist acts, could adversely impact our sales, which could materially adversely affect our financial performance.

Any act of violence at or threatened against our stores or the shopping centers in which they are located, including active shooter situations and terrorist acts, may result in restricted access to our stores or store closures in the short-term and, in the long-term, may cause our customers and Crew members to avoid our stores. Any such situation could adversely impact customer traffic and make it more difficult to fully staff our stores, which could have a material adverse effect on our business, financial condition and results of operations.

The current geographic concentration of our stores creates exposure to local economies, regional downturns, severe weather and other catastrophic occurrences.

As of September 30, 2024, we had primary store concentration in Colorado and Texas, operating 46 stores and 23 stores in those states, respectively. As a result, our business is currently more susceptible to regional conditions than the operations of more geographically diversified competitors, and we are vulnerable to economic downturns in those regions. Any unforeseen events or circumstances that negatively affect these areas could materially adversely affect our revenue and profitability. These factors include, among other things, changes in demographics, population, competition, consumer preferences, wage increases, new or revised laws or regulations, fires, floods or other natural disasters in these regions. Such conditions may result in reduced customer traffic and spending in our stores, physical damage to our stores, loss of inventory, closure of one or more of our stores, inadequate work force in our markets, temporary disruption in the supply of products, delays in the delivery of goods to our stores and a reduction in the availability of products in our stores. Any of these factors may disrupt our business and materially adversely affect our business, financial condition and results of operations.

If we fail to maintain our reputation and the value of our brand, our sales may decline.

We believe our continued success depends on our ability to maintain and grow the value of the *Natural Grocers* brand. Maintaining, promoting and positioning our brand and reputation will depend largely on the success of our marketing and merchandising efforts and our ability to provide a consistent, high-quality customer experience. Brand value is based in large part on perceptions of subjective qualities, and business incidents, whether isolated or recurring, can erode consumer trust and confidence, particularly if they result in adverse publicity, governmental investigations or litigation. Our failure, or perceived failure, to achieve these objectives, or the tarnishing of our public image or reputation by negative publicity, could significantly reduce our brand value, trigger boycotts of our stores or products or demonstrations at our stores and have a materially adverse effect on our business, financial condition and results of operations. Sources of negative publicity may include, among others, social media posts, investment or financial community posts, concerns regarding the safety of natural and organic products or dietary supplements and poor reviews of our stores, products, customer service and employment environment.

Perishable food product losses could materially impact our results of operations.

Our stores offer a significant number of perishable products. Our offering of perishable products may result in significant product inventory losses in the event of extended power or other utility outages, natural disasters or other catastrophic occurrences.

The decision by certain of our suppliers to distribute their specialty products through other retail distribution channels could negatively impact our revenue from the sale of such products.

Some of the specialty retail products that we sell in our stores are not generally available through other retail distribution channels such as drug stores, conventional grocery stores or mass merchandisers. In the future, our suppliers could decide to distribute such products through other retail distribution channels, allowing more of our competitors to offer these products to our core customers, which could negatively impact our revenue.

Our ability to operate our business effectively could be impaired if we fail to retain or attract key personnel or are unable to attract, train and retain qualified employees.

Our business requires disciplined execution at all levels of our organization. This execution requires an experienced and talented management team. The loss of any member of our senior management team could have a material adverse effect on our ability to operate our business, financial condition and results of operations, unless, and until, we are able to find a qualified replacement. Furthermore, our ability to manage our new store growth will require us to attract, motivate and retain qualified managers, NHCs and store employees who understand and appreciate our culture and are able to represent our brand effectively in our stores. Competition for such personnel is intense, and we may be unable to attract, assimilate and retain the personnel required to grow and operate our business profitably. Our ability to meet our labor needs, while controlling wage and labor-related costs, is subject to numerous external factors, including the availability of a sufficient number of qualified persons in the work force in the markets in which we are located, unemployment levels within those markets, prevailing wage rates, changing demographics, health and other insurance costs and changes in employment legislation, including unemployment benefits. The current labor market has impacted our ability to retain and attract store Crew members and we continue to be challenged by labor shortages broadly impacting the retail industry. If we are unable to offer competitive wages, it may be more difficult for us to identify, hire and retain qualified personnel or the quality of our workforce could decline, causing customer service to be adversely impacted.

Any significant interruption in the operations of our bulk food repackaging facility and distribution center or our supply chain network could disrupt our ability to deliver our merchandise in a timely manner.

We repackage and distribute some of the products we sell through our bulk food repackaging facility and distribution center in Golden, Colorado. Any significant interruption in the operation of our bulk food repackaging and distribution center infrastructure, such as disruptions due to fire, severe weather or other catastrophic events, power outages, labor disagreements, pathogen or toxic contamination, or shipping problems, could adversely impact our ability to receive and process orders, and distribute products to our stores. Such interruptions could result in lost sales, cancelled sales and a loss of customer loyalty to our brand. While we maintain business interruption and property insurance, if the operation of our distribution facility were interrupted for any reason causing delays in shipment of merchandise to our stores, our insurance may not be sufficient to cover losses we experience. This could have a material adverse effect on our business, financial condition and results of operations.

In addition, unexpected, prolonged delays in deliveries from vendors that ship directly to our stores or increases in transportation costs (including as a result of increased fuel costs) could have a material adverse effect on our business, financial condition and results of operations. Further, labor shortages or work stoppages in the transportation industry, long-term disruptions to the national and international transportation infrastructure, reductions in capacity and industry-specific regulations such as hours-of-service rules that lead to delays or interruptions of deliveries could adversely affect our business, financial condition and results of operations.

Higher wage and benefit costs could adversely affect our business.

Changes in federal and state minimum wage laws and other laws relating to employee benefits could cause us to incur additional wage and benefits costs. Increased labor costs brought about by changes in minimum wage laws, other regulations or prevailing market conditions could increase our expenses, which could have an adverse impact on our profitability, or decrease the number of employees we are able to employ, which could reduce customer service levels and therefore adversely impact sales. During fiscal year 2024, we invested in increased wages for our store Crew members and may be required to do so in the future.

Union activity among our Crew members or at third party transportation companies could disrupt our operations and harm our business.

In May 2024, a majority of Crew members at one of our stores in Oklahoma voted in favor of representation by the United Food and Commercial Workers Union (the UFCW). The UFCW has sought unsuccessfully to organize at certain other of our stores from time to time, and we could face organizing activities at other of our locations in the future. While the number of our Crew members represented by unions is not significant, the unionization of a significant portion of our workforce could result in work slowdowns, increase our labor costs and reduce the efficiency of our operations at affected locations, adversely affect our flexibility to run our business competitively, and otherwise have a material adverse effect on our business, financial condition and results of operations. Furthermore, our response to any union organizing efforts could adversely impact our reputation, adversely impact our relationship with our Crew members, expose us to legal and regulatory actions, or require us to incur additional costs to defend any such actions.

Furthermore, independent third-party transportation companies deliver the majority of our merchandise to our stores and to our customers. Some of these third parties employ personnel represented by labor unions. Disruptions in the delivery of merchandise or work stoppages by employees of these third parties could delay the timely receipt of merchandise, which could result in reduced inventory levels and sales and a loss of customer loyalty, and adversely impact our profitability, financial condition, and results of operations.

Future events could result in impairment of long-lived assets, which may result in charges that adversely affect our results of operations and capitalization.

Long-lived assets are evaluated for impairment whenever events or changes in circumstances indicate that the carrying amount of the assets may not be recoverable. Our impairment evaluations require use of financial estimates of future cash flows. Application of alternative assumptions could produce significantly different results. During fiscal year 2024, we recognized long-lived asset impairment charges of \$2.2 million. We may be required to recognize impairments of long-lived assets based on future economic factors such as unfavorable changes in estimated future cash flows of an asset group, which may adversely affect our results of operations and capitalization.

We have significant lease obligations, which may adversely affect our liquidity and require us to raise additional capital or continue paying rent for store locations that we no longer operate.

We lease our stores, administrative facility and bulk food repackaging facility and distribution center. Our significant level of fixed lease obligations requires us to use a portion of cash generated by our operations to satisfy these obligations, which could create liquidity problems and require us to raise additional capital through debt or equity financings, which may not be available on terms satisfactory to us or at all. We require substantial cash flows from operations to make payments under our leases, all of which provide for periodic increases in rent. If we are unable to make the required payments under the leases, the owners of the relevant locations may, among other things, repossess those assets, which could adversely affect our ability to conduct our operations. Further, the termination of a lease due to the non-payment of rent under such lease would trigger an event of default under our credit facility if such termination could reasonably be expected to have a material adverse effect on our business or our ability to meet our obligations thereunder.

In addition, our lease costs could increase because of changes in the real estate markets and supply or demand for real estate sites. We generally cannot cancel our leases, so if we decide to close or relocate a location, we may nonetheless be committed to perform our obligations under the applicable lease including paying the base rent for the remaining lease term. As each lease expires, we may fail to negotiate renewals, either on commercially acceptable terms or any terms at all, and may not be able to find replacement locations that will provide for the same success as current store locations.

Any material disruption to or failure of our information systems could negatively impact our operations.

We rely extensively on a variety of information systems to effectively manage the operations of our growing store base, including for point-of-sale processing in our stores, supply chain, financial reporting, human resources and various other processes and transactions. Our information systems are subject to damage or interruption from power outages, computer and telecommunications failures, computer viruses, security breaches, catastrophic events and usage errors by our Crew members. In addition, our information technology systems may also fail to perform as anticipated, and we may encounter difficulties in implementing new systems, adapting these systems to changing technologies or expanding them to meet the future needs and growth of our business. If our information systems are breached, disrupted, damaged, encrypted by ransomware, or fail to perform as designed, we may have to make significant investments to repair or replace them; suffer interruptions in our operations; experience data loss; incur liability to our customers, Crew members and others; face costly litigation, enforcement actions and penalties; and suffer harm to our reputation with our customers. Furthermore, changes in technology could cause our information systems to become obsolete, as a result of which it may be necessary to incur additional costs to upgrade such systems. If our information systems prove inadequate to handle our growth, we could lose customers, which could have a material adverse effect on our business, financial condition and results of operations. We are also vulnerable to certain risks and uncertainties associated with our website and mobile app, including changes in required technology interfaces, downtime and other technical failures and consumer privacy concerns.

Various third parties, such as our suppliers and payment processors, also rely heavily on information technology systems, and any failure of these third-party systems could also cause loss of sales, transactional or other data and significant interruptions to our business. Any material interruption in the information technology systems we rely on could have a material adverse effect on our business, operating results and financial condition.

Failure to protect our information systems against cyber-attacks or information security breaches, including failure to protect the integrity and security of individually identifiable data of our customers and Crew members, could expose us to litigation, damage our reputation and have a material adverse effect on our business.

We rely on computer systems and information technology to conduct our business, including to securely transmit data associated with cashless payments. These systems and technology are increasingly complex and vital to our operations, which has resulted in an expansion of our technological presence and corresponding risk exposure. In addition, these systems are inherently vulnerable to disruption or failure, as well as internal and external security breaches, denial of service attacks and other disruptive problems caused by hackers. If we were to experience difficulties maintaining or operating existing systems or implementing new systems, or were subject to a significant security breach or attack, we could incur significant losses due to disruptions in our operations.

In addition, we receive and maintain certain personal information about our customers and Crew members. The use of this information by us is regulated by applicable law. Privacy and information security laws and regulations change, and compliance with updates may result in cost increases due to necessary systems changes and the development of new administrative processes.

Although we have implemented procedures to protect our information, we cannot be certain that our security systems will successfully defend against rapidly evolving, increasingly sophisticated cyber-attacks as they become more difficult to detect and defend against. Our continued investment in our information technology systems may not effectively insulate us from potential attacks, breaches or disruptions to our business operations. If our security and information systems are breached or compromised, or if our Crew members fail to comply with applicable laws and regulations, and personal or other confidential information is obtained by unauthorized persons or used inappropriately, it could interrupt our business, resulting in a slowdown of our normal business activities or limitations on our ability to process credit card transactions, and could adversely affect our reputation, ability to compete in the food retail marketplace, financial condition and results of operations. Additionally, a data security breach could subject us to litigation, customer demands for indemnification for third party claims and/or the imposition of penalties, fines or other assessments. In such event, our liability could exceed our insurance coverage or our ability to pay. In addition, a data security breach could require that we expend significant amounts to remediate the breach, including changes in our information security systems.

In recent years, we have implemented numerous additional security protocols in order to further enhance security, including the installation of EMV (Europay, Mastercard and Visa), or chip and PIN, and point-to-point encryption on our point-of-sale terminals at all our stores. However, there can be no assurance that data security breaches will not occur in the future, or that any such data security breach will be detected in a timely manner.

Claims under our self-insurance program may differ from our estimates, which could negatively impact our results of operations.

We currently maintain insurance customary for businesses of our size and type using a combination of insurance and self-insurance plans to provide for the potential liabilities for workers' compensation, general liability, professional liability, property insurance, director and officers' liability insurance, cyber risk, vehicle liability and employee health-care benefits. There are types of losses we may incur that cannot be insured against or that we believe are not economically reasonable to insure. Such losses could have a material adverse effect on our business and results of operations. In addition, liabilities associated with the risks that are retained by us are estimated, in part, by considering historical claims experience, demographic factors, severity factors and other actuarial assumptions. Our results could be materially impacted by claims and other expenses related to such plans if future occurrences and claims differ from these assumptions and historical trends.

If we are unable to protect our intellectual property rights, our ability to compete and the value of our brand could be harmed.

We believe that our trademarks or service marks, trade dress, copyrights, trade secrets, know-how and similar intellectual property are important to our success. In particular, we believe that the *Natural Grocers* name is important to our business, as well as to the implementation of our growth strategy. Our principal intellectual property rights include registered marks on *Natural Grocers*[®], *Vitamin Cottage*[®], *Health Hotline*[®], *Natural Grocers by Vitamin Cottage*[®], *Vitamin Cottage Natural Grocers*[®], *EDAP - Every Day Affordable Price*[®], *{N}power*[®], *Organic Headquarters*[®], *Organic Month Headquarters*[®], *Organic Produce Headquarters*[®], *Natural Grocers Cottage Wine and Craft Beer*[®], *Natural Grocers Cottage Craft Beer*[®], *Resolution Reset Day*[®], *These Came First*[®] and *Natural Grocers Top 10 Nutrition Trends*[®], common law intellectual property rights in certain other marks used in our business, copyrights of our website content, rights to our domain names, including www.naturalgrocers.com and www.vitamincottage.com, and trade secrets and know-how with respect to our product sourcing, sales and marketing and other aspects of our business. As such, we rely on trademark or service mark and copyright law, trade secret protection and confidentiality agreements with our Crew members and certain of our consultants, suppliers and others to protect our proprietary rights. If we are unable to defend or protect or preserve the value of our trademarks or service marks, copyrights, trade secrets or other proprietary rights for any reason, our brand and reputation could be impaired and we could lose customers.

Although several of our brand names are registered in the United States, we may not be successful in asserting trademark or service mark or trade name protection and the costs required to protect our trademarks or service marks and trade names may be substantial. In addition, the relationship between regulations governing domain names and laws protecting trademarks or service marks and similar proprietary rights is unclear. Therefore, we may be unable to prevent third parties from acquiring domain names that are similar to, infringe upon or otherwise decrease the value of our trademarks or service marks and other proprietary rights. Additionally, other parties may infringe on our intellectual property rights and may thereby dilute our brand in the marketplace. Third parties could also bring additional intellectual property infringement suits against us from time to time to challenge our intellectual property rights. Any such infringement of our intellectual property rights by others, or claims by third parties against us, could likely result in a commitment of our time and resources to protect these rights through litigation or otherwise. If we were to receive an adverse judgment in such a matter, we could suffer further dilution of our trademarks or service marks and other rights, which could harm our ability to compete as well as our business prospects, financial condition and results of operations.

Energy costs are a significant component of our operating expenses and increasing energy costs, unless offset by more efficient usage or other operational responses, may impact our profitability.

We utilize natural gas, water, sewer and electricity in our stores and use gasoline and diesel in trucks that deliver products to our stores. Increases in energy costs, whether driven by increased demand, decreased or disrupted supply or an anticipation of any such events will increase the costs of operating our stores. From time to time, we have experienced increased shipping costs due to higher fuel and freight prices, and these costs may continue to be volatile. We may not be able to recover these rising costs through increased prices charged to our customers, and any increased prices may exacerbate the risk of customers choosing lower-cost alternatives. In addition, if we are unsuccessful in attempts to protect against these increases in energy costs through long-term energy contracts, improved energy procurement, improved efficiency and other operational improvements, the overall costs of operating our stores will increase which could impact our profitability, financial condition and results of operations.

Legal proceedings could adversely affect our business, financial condition and results of operations.

Our operations, which are characterized by transactions involving a high volume of customer traffic and a wide variety of product selections, carry a higher exposure to consumer litigation risk when compared to the operations of companies operating in certain other industries. Consequently, we may become a party to individual personal injury, product liability and other legal actions in the ordinary course of our business, including litigation arising from food-related illness or product labeling. In addition, our Crew members may from time to time bring lawsuits against us regarding injury, hostile work environment, discrimination, wage and hour disputes, sexual harassment or other employment-related issues. In recent years, there has been an increase in the number of discrimination and harassment claims across the United States generally. While these actions are generally routine in nature, incidental to the operation of our business and immaterial in scope, the outcome of litigation is difficult to assess or quantify. Additionally, we could be exposed to industry-wide or class-action claims arising from the products we carry or industry-specific business practices. While we maintain insurance, such coverage may not be adequate or may not cover a specific legal claim. Moreover, the cost to defend against litigation may be significant. There may also be adverse publicity associated with litigation that may decrease consumer confidence in or perceptions of our business, regardless of whether the allegations are valid or whether we are ultimately found liable. As a result, litigation could have a material adverse effect on our business, financial position and results of operations.

Effective tax rate changes and results of examinations by taxing authorities could materially impact our results of operations.

Our future effective tax rates could be adversely affected by our earnings mix being lower than historical results in states where we have lower statutory rates and higher than historical results in states where we have higher statutory rates, by changes in the valuation of our deferred tax assets and liabilities or by changes in tax laws or interpretations thereof. In addition, we are subject to periodic audits and examinations by the Internal Revenue Service (IRS) and other state and local taxing authorities. Our results could be materially impacted by the determinations and expenses related to proceedings by the IRS and other state and local taxing authorities.

Failure to maintain effective internal control over financial reporting could lead to material misstatements in our financial statements.

If we are unable to maintain effective internal control over financial reporting, investors may lose confidence in the accuracy and completeness of our financial reports and the market price of our common stock could be negatively affected. In addition, we could become subject to investigations by the SEC, the NYSE or other regulatory authorities, which could require additional financial and management resources.

Risks related to government regulations and policies

If we or our third-party suppliers fail to comply with regulatory requirements, or are unable to provide products that meet our specifications, our business and our reputation could suffer.

If we or our third-party suppliers, including suppliers of our *Natural Grocers* brand private label products, fail to comply with applicable regulatory requirements or to meet our quality specifications, we could be required to take costly corrective action and our reputation could suffer. We do not own or operate any manufacturing facilities, except for our bulk food repackaging facility and distribution center discussed below, and therefore depend upon independent third-party vendors to produce our private label brand products, such as vitamins, minerals, dietary supplements, body care products, food products and bottled water. Third-party suppliers may not maintain adequate controls, including USDA and FDA mandated good manufacturing practices, with respect to product specifications and quality. Such suppliers may be unable to produce products on a timely basis or in a manner consistent with regulatory requirements. We depend upon our bulk food repackaging facility and distribution center for the majority of our private label bulk food products. We may also be unable to maintain adequate product specification and quality controls at our bulk food repackaging facility and distribution center or produce products on a timely basis and in a manner consistent with regulatory requirements. In addition, we may be required to find new third-party suppliers of our private label products or to find third-party suppliers to source our bulk foods. There can be no assurance that we would be successful in finding such third-party suppliers that meet our quality guidelines.

We, as well as our suppliers, are subject to numerous federal, state and local laws and regulations and our compliance with these laws and regulations, as they currently exist or as modified in the future, may increase our costs, limit or eliminate our ability to sell certain products, require recalls of certain products, raise regulatory enforcement risks not present in the past or otherwise adversely affect our business, results of operations and financial condition.

We are subject to various federal, state and local laws, regulations and administrative practices that affect our business. Our suppliers and contract manufacturers are also subject to such laws and regulations. The safety, formulation, manufacturing, processing, packaging, importation, labeling, promotion, advertising and distribution of products we sell in our stores, including private label products, are subject to regulation by several federal agencies, including the FDA, the FTC, the USDA, the CPSC and the EPA, as well as by various state and local agencies.

Dietary Supplement Risks. Our sale of dietary supplements is subject to the FDA's comprehensive regulatory authority under the FDCA, as amended by DSHEA. DSHEA greatly expanded the FDA's regulatory authority over dietary supplements and empowered the FDA to establish good manufacturing practice regulations governing key aspects of the production of dietary supplements, including quality control, packaging and labeling. Under DSHEA, a person or firm that markets a dietary supplement with structure, function, general well-being or nutrient deficiency claims on the product labeling must notify FDA about the claim within thirty days after first marketing the dietary supplement with the claim and no dietary supplement may bear a statement that expressly or implicitly represents that such supplement will diagnose, cure, treat or prevent a disease. If these laws and regulations were violated by our management, Crew members, suppliers, distributors or vendors, we could be subject to regulatory enforcement action, public warning letters, product recalls, fines, penalties and sanctions, including injunctions against the future shipment and sale of products, seizure and confiscation of products, prohibition on the operation of our stores, restitution and disgorgement of profits, operating restrictions and even criminal prosecution in some circumstances. In addition, other public and private actors are increasingly targeting dietary supplement retailers and manufacturers with class action lawsuits for selling products that allegedly fail to adhere to the requirements of FDCA, DSHEA, and other federal and state statutes and requirements, including for failing to adhere to current good manufacturing practices, making false or misleading product statements, providing inaccurate ingredient identity and potency, and failing to control or disclose allergens, contaminants, residues and adulterants, as well as for state common and statutory laws regarding deceptive trade practices.

In addition, DSHEA differentiates between old dietary ingredients, or ODIs (*i.e.*, those ingredients present in the food supply prior to October 15, 1994, which require no pre-market notification to the FDA), and new dietary ingredients, or NDIs (*i.e.*, those ingredients not proven to be present in the food supply prior to October 15, 1994, which do require pre-market notification to the FDA). The FDA requires the submission of a premarket notification (NDIN) to the FDA at least 75 days before a product containing an NDI is sold. The FDA's enforcement of the pre-market notification requirements for NDIs could result in the removal of certain dietary supplement products that we sell. In addition, the FDA has not yet promulgated a definitive list of ODIs, but if it does, such a list of ODIs could disrupt the supply of any dietary supplements made from ingredients that are currently believed to pre-date DSHEA but are not ultimately classified as ODIs. Accordingly, changes in dietary supplement regulation could also materially adversely affect the cost and availability of the dietary supplement products that we sell.

Advertising and Products Claims Risks. We could also be the target of claims relating to false or deceptive advertising in connection with the marketing and advertising of the products we sell, including under the auspices of the FTC, the consumer protection statutes of some states as well as certain non-government watchdog groups and class action law firms. In addition, the FDA has aggressively enforced its regulations with respect to structure/function claims (e.g., “calcium builds strong bones”), nutrient content claims (e.g., “high in antioxidants”) and other claims that impermissibly suggest therapeutic benefits for certain foods or food components. In addition, the number of private consumer class actions relating to false or deceptive advertising against cosmetic, food, beverage and nutritional supplement manufacturers has increased in recent years. These events could interrupt the marketing and sales of products in our stores, including our private label products, severely damage our brand reputation and public image, increase the cost of products in our stores, result in product recalls or litigation, and impede our ability to deliver merchandise in sufficient quantities or quality to our stores, which could result in a material adverse effect on our business, financial condition, results of operations and cash flows.

Our reputation could also suffer from real or perceived issues involving the labeling or marketing of products we sell as “natural.” Although the FDA and the USDA have each issued statements regarding the appropriate use of the word “natural,” and the FDA has indicated it intends to define the term, there is currently no single U.S. government-regulated definition of the term “natural” for use in the food industry. The resulting uncertainty has led to consumer confusion, distrust and a growing number of legal challenges. Plaintiffs have commenced class action litigation against a number of food companies and retailers that market “natural” products, asserting false, misleading and deceptive advertising and labeling claims. Should we become subject to similar lawsuits or claims, consumers may avoid purchasing products from us or seek alternatives, even if the basis for the claim is ultimately determined to be unfounded. Adverse publicity about these matters may discourage consumers from buying our products. Further, the cost of defending against any such class actions could be significant. Any loss of confidence on the part of consumers in the truthfulness of our labeling or ingredient claims would be difficult and costly to overcome and may significantly reduce our brand value. Any of these events could adversely affect our reputation and brand and decrease our sales, which could have a material adverse effect on our business, financial condition, results of operations and cash flows. Such claims could expose us to the potential of substantial damages awards, particularly for private label products, as well as the costs of defending such claims.

“Healthy” Claims. Due to increased adherence by food and dietary supplement companies to FDA regulations regarding the current requirements for “healthy” claims, plaintiffs’ consumer class action lawyers have filed lawsuits asserting that certain advertising terms are equivalent to “healthy” (e.g., “nutritious”) and the challenged products either do not meet the FDA’s current requirements for “healthy,” or, even if they do, the products contain too much added sugar to qualify as healthy as set forth in draft regulations recently proposed by the FDA. Should we become subject to similar lawsuits or claims, consumers may avoid purchasing products from us or seek alternatives, even if the basis for the claim is ultimately determined to be unfounded. Adverse publicity about these matters may discourage consumers from buying our products. Further, the cost of defending against any such class actions could be significant and, to the extent we are found liable, result in substantial monetary damages. Any loss of confidence on the part of consumers in the truthfulness of our labeling or ingredient claims would be difficult and costly to overcome and may significantly reduce our brand value. Any of these events could adversely affect our reputation and brand and decrease our sales, which could have a material adverse effect on our business, financial condition, results of operations and cash flows.

Organic and Non-GMO Claims. We are also subject to the requirements of the USDA’s National Organic Program (NOP), which establishes federal standards for organically produced agricultural products. The NOP regulations assure our customers that products with the “USDA Organic” seal meet consistent and uniform standards. The failure of one or more of our suppliers to comply with the NOP regulations could cause a disruption in the supply of our product offerings. In addition, the USDA has recently set forth final rules on the labeling of food produced with bioengineering called the National Bioengineered Food Disclosure Standard. Voluntary compliance with these rules began in January 2020 and the deadline for mandatory compliance was January 1, 2022. The Agricultural Marketing Service (AMS) of the USDA authorizes AMS to enforce compliance with the standard through records audits and examinations, hearings, and public disclosure of the summary of the results of audits, examinations, and similar activities. Public disclosure of our suppliers’ violations of the National Bioengineered Food Disclosure Standard could result in a loss of confidence on the part of consumers in the truthfulness of our labeling or ingredient claims.

PFAS Statutes and Lawsuits. Many states have enacted laws prohibiting the intentional inclusion of PFAS in any amount or the unintentional inclusion of PFAS in defined amounts in certain of the products we sell, particularly packaged food products. If any of the products we sell violate these statutes, we may be subject to civil penalties, restitution, injunctive relief, or possibly criminal penalties. In addition, plaintiffs' class action lawyers have begun filing lawsuits relating to PFAS, either under the theory that the presence of PFAS renders certain advertising claims false or misleading or actual product liability claims for injury based on the presence of PFAS in human blood. Should we become subject to similar lawsuits or claims, consumers may avoid purchasing products from us or seek alternatives, even if the basis for the claim is ultimately determined to be unfounded. Adverse publicity about these matters may discourage consumers from buying our products. Further, the cost of defending against any such class actions could be significant and, to the extent we are found liable, result in substantial monetary damages. Any loss of confidence on the part of consumers in the truthfulness of our labeling or ingredient claims or in our products, themselves, would be difficult and costly to overcome and may significantly reduce our brand value. Any of these events could adversely affect our reputation and brand and decrease our sales, which could have a material adverse effect on our business, financial condition, results of operations and cash flows.

FSMA Implementation Risks. The FSMA significantly expanded food safety requirements and the FDA's regulatory authority over food safety. Voluminous regulations and rules issued under the FSMA have been promulgated. In addition, the FSMA requires the FDA to establish science-based minimum standards for the safe production and harvesting of produce and increase inspection of foreign and domestic facilities. With respect to both food products and dietary supplements, the FSMA meaningfully augmented the FDA's ability to access both producers' and suppliers' records and added new records that must be created and maintained. The FSMA also requires the implementation of enhanced tracking and tracing of food and dietary supplements through production and distribution and, as a result, added recordkeeping burdens upon our suppliers. In addition, under the FSMA, the FDA now has the authority to inspect facilities, certifications and supplier documentation to evaluate whether foods and ingredients from our suppliers are compliant with applicable regulatory requirements. Such FDA inspections, and regulatory actions resulting therefrom, may require product recalls, delay the supply of certain products or result in certain products being unavailable to us for sale in our stores. The implementation of the FSMA requirements may be too expensive or too complicated for some of our suppliers, which may increase the cost, or curtail or eliminate the supply, of certain products that we purchase from small and/or local suppliers.

Homeopathic Products. In recent years, the FDA and FTC have increased their regulatory scrutiny of homeopathic drug products. On December 6, 2022, the FDA issued final guidance on homeopathic drugs, stating that the agency intends to take a risk-based approach to reviewing how some homeopathic drug products are marketed, under which it will prioritize enforcement and regulatory actions for homeopathic products posing the greatest risk to patients. According to the FDA, homeopathic products posing the greatest risk are those with reported safety concerns, that contain or purport to contain ingredients associated with potentially significant safety concerns, that are administered via routes other than orally or topically, that claim to treat or prevent serious and/or life-threatening diseases and conditions, are marketed to vulnerable populations (e.g., children, pregnant women, and the elderly), or that have significant quality issues. This guidance and related enforcement action may adversely impact the availability of certain homeopathic products for sale in our stores.

Third-Party Risks. We rely on our suppliers and contract manufacturers to ensure that the products they manufacture and sell to us comply with all applicable regulatory requirements and are made using FDA-mandated good manufacturing practices. In general, we seek certifications of compliance, representations and warranties, indemnification and/or insurance from our suppliers and contract manufacturers, directly or through our distributor. However, even with adequate insurance and indemnification, the failure of any products to comply with applicable regulatory requirements could prevent us from marketing such products or require us to recall or remove such products from our stores. In addition, any claims of non-compliance could significantly damage our reputation and consumer confidence in the products we sell.

Other Regulatory Risks. We are also subject to laws and regulations more generally applicable to retailers, including labor and employment, taxation, zoning and land use, environmental protection, workplace safety, public health, advertising and selling practices, alcoholic beverage sales, and handling, transport and sale of products derived from industrial hemp. We cannot predict the nature of future laws, regulations, interpretations or applications, or determine what effect either additional government regulations or administrative orders, when and if promulgated, or disparate federal, state and local regulatory schemes could have on our business in the future. They could, however, require the reformulation of certain products to meet new standards, the recall or discontinuance of certain products not able to be reformulated, additional recordkeeping, expanded documentation of the properties of certain products, expanded or different labeling and scientific substantiation. Any or all of such requirements could materially and adversely affect our business, financial condition and results of operations.

Our sale of products containing cannabidiol (CBD) could lead to regulatory action by federal, state and/or local authorities or legal proceedings brought by or on behalf of consumers.

The Agricultural Improvement Act of 2018 (the 2018 Farm Bill) legalized the cultivation, processing and sale of “industrial hemp” (i.e., cannabis containing no more than 0.3% tetrahydrocannabinol, or THC). Industrial hemp contains CBD, a non-psychoactive compound. Despite the provisions of the 2018 Farm Bill and subsequent U.S. Department of Agriculture rules, uncertainty exists concerning the legal and regulatory status of finished products containing CBD. The FDA prohibits the inclusion of CBD in the food supply and dietary supplements even if they are derived from industrial hemp on the basis that CBD is an active ingredient in FDA-approved drugs, and, therefore, its addition to foods and dietary supplements is unlawful under the federal Food, Drug, and Cosmetic Act (the FDCA). The FDA has yet to establish a regulatory framework for the manufacture and sale of products containing CBD, and has sent warning letters, sometimes in concert with the Federal Trade Commission (FTC), to certain CBD manufacturers that are alleged to have marketed their products in violation of the FDCA. The warning letters focus on allegations that the CBD manufacturers have marketed the products through unsubstantiated health claims. The FDA also announced that it cannot conclude based on current published studies that CBD is generally recognized as safe (GRAS) for use in human and animal food products. Food and beverage products, including nutritional supplements, which contain non-GRAS ingredients are considered to be adulterated under the FDCA. In addition, certain state and local governments have taken action to restrict or prohibit the sale of products containing CBD. Further, class action lawsuits have been filed against certain CBD manufacturers alleging that their products are misbranded, mislabeled and falsely advertised under state consumer protection laws.

We sell products containing CBD at certain of our stores. While we strive to sell products containing CBD only in states and localities where such sale is permissible, state and local authorities in those areas may adopt new laws and regulations, or adopt interpretations of existing laws and regulations, that restrict or prohibit the sale of products containing CBD. Further, we could be subject to regulatory action brought by federal, state and/or local authorities, or legal proceedings brought by or on behalf of consumers, that allege, among other things, that: (i) our sale of products containing CBD violates applicable federal or state law (including applicable state consumer protection laws); (ii) the products we sell that contain CBD are adulterated, contaminated, or have been misbranded or labeled in violation of applicable rules, regulations or standards of the FDA, the FDCA or any other federal or state law or agency; (iii) the products we sell that contain CBD have been labeled with (a) express or implied health claims that are not supported by appropriate scientific evidence or (b) claims that are difficult or impossible to verify; (iv) the products we sell that contain CBD have been labeled with inappropriate dosing instructions or use recommendations; (v) the products we sell that contain CBD have been improperly tested or evaluated or do not contain the stated concentration of CBD; and (vi) the products we sell that contain CBD contain more than the legally allowable concentration of THC or other potentially intoxicating compounds. Any such regulatory action or legal proceeding could have a material adverse effect on our business, financial position and results of operations.

The activities of our Nutritional Health Coaches and our nutrition education services may be impacted by government regulation or an inability to secure adequate liability insurance.

Some of the activities of our NHCs, who, among other duties, provide nutrition oriented educational services to our customers, may be subject to state and federal regulation and oversight by professional organizations, or may be misconstrued by our customers as medical advice. In the past, the FDA has expressed concerns regarding summarized health and nutrition-related information that: (i) does not, in the FDA’s view, accurately present such information; (ii) diverts a consumer’s attention and focus from FDA-required nutrition labeling and information; or (iii) impermissibly promotes drug-type disease-related benefits. Although we provide training to our NHCs on relevant regulatory requirements, we cannot control the actions of such individuals, and our NHCs may not act in accordance with such regulations. If our NHCs or other Crew members do not act in accordance with regulatory requirements, we may become subject to penalties or litigation, which could have a material adverse effect on our business. We believe we are currently compliant with relevant regulatory requirements, and we maintain professional liability insurance on behalf of our NHCs in order to mitigate risks associated with our NHCs’ nutrition oriented educational activities. However, we cannot predict the nature of future government regulation and oversight, including the potential impact of any such regulation on the services currently provided by our NHCs. Furthermore, the availability of professional liability insurance or the scope of such coverage may change, or our insurance coverage may prove inadequate, which may adversely impact the ability of our NHCs to provide some services to our customers. The occurrence of any such developments could negatively impact the perception of our brand, our sales, our ability to attract new customers and liability for governmental or third party claims.

Consumers or regulatory agencies may challenge certain claims made regarding the products we sell.

Our reputation could also suffer from real or perceived issues involving the labeling or marketing of the products we sell. Products that we sell may carry claims as to the origin, purity, potency, and identify of ingredients, and claims regarding efficacy or health benefits, one example is the use of the term “natural.” Although the FDA and USDA each has issued statements regarding the appropriate use of the word “natural,” there is no single United States government-regulated definition of the term “natural” for use in the food industry. The resulting uncertainty has led to consumer confusion, distrust and legal challenges. Plaintiffs have commenced legal actions against a number of food companies that market “natural” products, asserting false, misleading and deceptive advertising and labeling claims, including claims related to genetically modified ingredients. In limited circumstances, the FDA and state attorneys general have taken regulatory action against products labeled “natural” but that nonetheless contain synthetic ingredients or components. Another example is products not made from animal ingredients but identified on their labels as “meat” or “milk” or similar terms may also be subject to current state regulatory constraints and new regulatory constraints or legal challenges regarding the accuracy and legality of these terms. Should we become subject to similar claims, consumers may avoid purchasing products from us or seek alternatives, even if the basis for the claim is unfounded. Adverse publicity about these matters may discourage consumers from buying the products we sell. The cost of defending against any such claims could be significant. Any loss of confidence on the part of consumers in the truthfulness of our labeling or ingredient claims could be difficult and costly to overcome and may significantly reduce our brand value. Any of these events could adversely affect our reputation and brand and decrease our sales, which could have a material adverse effect on our business, financial condition and results of operations.

The products we sell could suffer from real or perceived quality or food safety concerns and may cause unexpected side effects, illness, injury or death that could result in their discontinuance or expose us to lawsuits, any of which could result in unexpected costs and damage to our reputation.

We could be materially, adversely affected if consumers lose confidence in the safety and quality of products we sell. There is substantial governmental scrutiny of and public awareness regarding food, cosmetics and dietary supplement safety. We believe that many customers hold us to a higher quality standard than other retailers. Many of the products we sell are vitamins, herbs and other ingredients that are classified as foods or dietary supplements and are not subject to pre-market regulatory approval in the United States. The products we sell could contain contaminated substances, and some of the products we sell contain ingredients or residual substances that do not have long histories of human consumption. Previously unknown adverse reactions resulting from human use or consumption of these ingredients could occur. Unexpected side effects, illness, injury or death caused by the products we sell could result in the discontinuance of sales of the products we sell or prevent us from achieving market acceptance of the affected products. Such side effects, illnesses, injuries and death could also expose us to product liability or negligence lawsuits. Any claims brought against us may exceed our existing or future insurance policy coverage or limits. Any judgment against us that is in excess of our policy limits would have to be paid from our cash reserves, which would reduce our capital resources. Further, we may not have sufficient capital resources to pay a judgment in which case our creditors could levy against our assets. The real or perceived sale of contaminated or harmful products could result in government enforcement action, private litigation and product recalls. Such an occurrence could also cause negative publicity regarding our Company, brand or products, including negative publicity in social media. The real or perceived sale of contaminated or harmful products could therefore harm our reputation and net sales, have a material adverse effect on our business, financial condition and results of operations, or result in our insolvency.

Our political advocacy activities may reduce our customer count and sales.

We believe our ability to profitably operate our business depends, in part, upon our access to natural and organic products and dietary supplements. We attempt to protect our interest in this access through ongoing and proactive political advocacy campaigns, including participation in education programs, petitions, letter writing, phone calls, policy conferences, advisory boards, industry groups, public commentary and meetings with trade groups, office holders and regulators. We may publicly ally with and support trade groups, advocacy groups, political candidates, government officials and regulators who support a particular policy we consider important to our business and are aligned with our principles regarding access to natural and organic products and dietary supplements. We may, from time to time, publicly oppose other trade groups, advocacy groups, candidates, officeholders and regulators whose point of view we believe will harm our business or impede access to nutritious food and dietary supplements. In some cases, we may lose customers and sales because our political advocacy activities are perceived to be contrary to those customers’ points of view, political affiliations, political beliefs or voting preferences.

Risks related to our indebtedness and liquidity

Our credit facility could limit our operational flexibility.

We are party to a \$72.5 million revolving loan facility and, prior to its repayment in September 2024, a \$35.0 million term loan (our Credit Facility). Our Credit Facility is secured by a lien on substantially all of our assets and contains usual and customary restrictive covenants relating to our management and the operation of our business. These covenants, among other things, restrict our ability to incur additional indebtedness; grant liens; engage in certain merger, consolidation or asset sale transactions; make certain investments; make loans, advances, guarantees or acquisitions; engage in certain transactions with affiliates; pay dividends or repurchase shares of our common stock; and permit certain sale and leaseback transactions without lender consent. We are also required to maintain certain financial measurements under our Credit Facility, including a consolidated leverage ratio. These covenants could restrict our operational flexibility and any failure to comply with these covenants or our payment obligations could limit our ability to borrow under our Credit Facility and, in certain circumstances, may allow the lender thereunder to require repayment.

We may be unable to generate sufficient cash flow to satisfy our debt service obligations, which could adversely impact our business.

As of September 30, 2024, we had no outstanding indebtedness under our Credit Facility. We may incur additional indebtedness in the future, including borrowings under our Credit Facility. Satisfying our debt repayment obligations may require us to divert funds identified for other purposes and could impair our liquidity position. Our inability to generate sufficient cash flow to satisfy our debt service obligations could have important consequences, including:

- reducing our ability to execute our growth strategy and open new stores, impacting our ability to continue to execute our operational strategies in existing stores;
- impairing our liquidity position;
- impacting our ability to obtain merchandise from our vendors;
- requiring us to delay capital expenditures and divert funds intended for other purposes;
- increasing our vulnerability to competitive and general economic conditions;
- placing us at a competitive disadvantage compared to our competitors that have less debt;
- limiting our flexibility in planning for, or reacting to, changes in our business and the industry in which we operate; and
- adversely affecting our ability to borrow additional funds for working capital, capital expenditures, acquisitions, share repurchases, dividends or other general corporate purposes.

If we cannot generate sufficient cash flow from operations to service our debt, we may need to refinance our debt, dispose of assets or issue equity to obtain necessary funds. We do not know whether we will be able to take any of such actions on a timely basis, on terms satisfactory to us or at all. In addition, if we fail to comply with any of the financial covenants or the other restrictions contained in our Credit Facility, an event of default could occur, which may result in the acceleration of all amounts owing under our Credit Facility.

Our ability to obtain necessary funds through borrowing will depend on our ability to generate cash flow from operations. Our ability to generate cash is subject to general economic, financial, competitive, legislative, regulatory and other factors that are beyond our control. If our business does not generate sufficient cash flow from operations or if future borrowings are not available to us under our Credit Facility or otherwise in amounts sufficient to enable us to fund our liquidity needs, our business, financial condition and results of operations may be adversely affected.

Our liquidity needs may require us to raise additional capital through debt or equity financings.

We depend upon cash flow from our operations and borrowings from our Credit Facility to fund our business and execute on our growth strategy. In the absence of sufficient cash flow from operations, available cash and available borrowing capacity under our Credit Facility, we may be unable to meet our liquidity needs. In that event, we may be required to seek additional equity or debt financing in order to fund capital expenditures, to provide additional working capital for our business or to fund the execution of our growth strategy. In addition, changes in economic conditions, or market conditions requiring a shift in our business model could result in our need for additional debt or equity financing. We cannot predict the timing or amount of any such capital requirements. We do not know whether we will be able to take any of such actions on a timely basis, on terms satisfactory to us or at all. If financing is not available to us on satisfactory terms, or at all, we may be unable to operate or expand our business or to successfully pursue our growth strategy, and our results of operations may suffer. Pursuant to the New York Stock Exchange (NYSE) Listed Company Manual, in order to rely on the “controlled company” corporate governance exemptions, the Isely family is, or entities controlled by the Isely family are, required to retain more than 50% of the total voting power of our shares of common stock for the election of directors. As long as we intend to remain a “controlled company,” these voting requirements will constrain our ability to issue additional shares of our common stock in the future.

Our share repurchase program may adversely affect our liquidity and cause fluctuations in our stock price.

In May 2016, our Board authorized a two-year share repurchase program pursuant to which the Company may repurchase up to \$10.0 million in shares of our common stock. Our Board subsequently extended the share repurchase program – most recently in May 2024 – and the current program will terminate (unless further extended) on May 31, 2026. Potential future share repurchases under the share repurchase program could be funded by operating cash flow, excess cash balances or borrowings under our Credit Facility. The dollar value of the shares of the Company’s common stock that may yet be repurchased under the share repurchase program is \$8.1 million. During fiscal year 2024, we did not repurchase any shares of common stock. Such borrowings will reduce the amount of capital available under our Credit Facility for other purposes, including our working capital needs, capital expenditures and funding the execution of our growth strategy. Repurchases under the share repurchase program may therefore adversely affect our liquidity, which in turn could impact our profitability, financial condition and results of operations. In addition, repurchases under the share repurchase program will reduce the number of shares of our common stock available for purchase and sale in the public market, which could affect the market price of our common stock. Furthermore, the Inflation Reduction Act of 2022, which was signed into law in August 2022, imposes a non-deductible 1% excise tax on the fair market value of stock repurchases that exceed \$1.0 million in a taxable year, which may impact the tax efficiency of our share repurchase program.

General risks related to our common stock

Our current principal stockholders have significant influence over us, and they could delay, deter or prevent a change of control or other business combination or otherwise cause us to take action with which our stockholders might not agree.

Members of the Isely family and certain persons, entities and accounts subject to a stockholders agreement relating to voting and limitations on the sale of shares, own or control approximately 58% of our common stock. Due to their holdings of common stock, members of the Isely family are able to continue to determine the outcome of virtually all matters submitted to stockholders for approval, including the election of directors, an amendment of our certificate of incorporation (except when a class vote is required by law), any merger or consolidation requiring common stockholder approval, and a sale of all or substantially all of the Company’s assets. Members of the Isely family have the ability to prevent change-in-control transactions as long as they maintain voting control of the Company. In addition, members of the Isely family and trusts controlled by them entered into a stockholders agreement by which they agreed to aggregate their voting power with regard to the election of directors.

In addition, because these holders have the ability to elect all of our directors, they are able to control our policies and operations, including the appointment of management, future issuances of our common stock or other securities, the payments of dividends on our common stock and entering into extraordinary transactions, and their interests may not in all cases be aligned with our stockholders’ interests.

We may not be able to continue paying dividends on our common stock.

We paid a quarterly cash dividend of \$0.10 per share of common stock during each quarter of fiscal years 2024 and 2023, and a special cash dividend of \$1.00 per share of common stock in the first quarter of fiscal year 2024. On November 20, 2024, our Board approved the payment of a quarterly cash dividend of \$0.12 per share of common stock to be paid on December 18, 2024 to stockholders of record as of the close of business on December 2, 2024. The timing, declaration, amount and payment of any future cash dividends are at the discretion of the Board and will depend on many factors, including our available cash, working capital, financial condition, earnings, results of operations and capital requirements; the covenants in our credit agreement; applicable law; and other business considerations that our Board considers relevant. A reduction in the amount of cash dividends on our common stock, the suspension of those dividends or a failure to meet market expectations regarding our dividends could have a material adverse effect on the market price of our common stock. If we do not pay cash dividends on our common stock in the future, realization of a gain on an investment in our common stock will depend entirely on the appreciation of the price of our common stock, which may not occur.

If securities or industry analysts do not publish research or reports about our business, if they adversely change their recommendations regarding our common stock or if our operating results do not meet their expectations, our common stock price could decline.

The trading market for our common stock is influenced by the research and reports that industry or securities analysts publish about us or our business. One analyst currently covers our stock. If the analyst ceases to cover our Company or fails to publish reports on us regularly, we may lose visibility in the financial markets, which could cause our stock price or trading volume to decline. Moreover, if the analyst who covers our Company downgrades our common stock, or if our operating results do not meet its expectations, our common stock price could decline.

Anti-takeover provisions in our organizational documents and Delaware law may discourage or prevent a change in control, even if a sale of the Company could be beneficial to our stockholders, which could cause our stock price to decline and prevent attempts by our stockholders to replace or remove our current management.

Several provisions of our certificate of incorporation and amended and restated bylaws could make it difficult for our stockholders to change the composition of our Board, preventing them from changing the composition of management. In addition, the same provisions may discourage, delay or prevent a merger or acquisition that our stockholders may consider favorable.

These provisions include:

- a staggered, or classified, Board;
- authorizing our Board to issue “blank check” preferred stock without stockholder approval;
- prohibiting cumulative voting in the election of directors;
- limiting the persons who may call special meetings of stockholders;
- prohibiting stockholders from acting by written consent after the Isely family ceases to own more than 50% of the total voting power of our shares; and
- establishing advance notice requirements for nominations for election to our Board or for proposing matters that can be acted on by stockholders at stockholder meetings.

These anti-takeover provisions could substantially impede the ability of our common stockholders to benefit from a change in control and, as a result, could materially adversely affect the market price of our common stock and our stockholders’ ability to realize any potential change-in-control premium.

We are a “controlled company” within the meaning of the NYSE Listed Company Manual, and, as a result, rely on exemptions from certain corporate governance requirements that provide protection to stockholders of other companies.

The Isely family, or entities controlled by the Isely family, own more than 50% of the total voting power of our common shares for the election of directors, and therefore, we are considered a “controlled company” under the corporate governance standards set forth in the NYSE Listed Company Manual. As a “controlled company,” certain exemptions under NYSE standards free us from the obligation to comply with certain corporate governance requirements of the NYSE, including the requirements:

- that a majority of our Board consists of “independent directors,” as defined under the rules of the NYSE;
- that our director nominees be selected, or recommended for our Board’s selection, either: (i) by a majority of independent directors in a vote by independent directors, pursuant to a nominations process adopted by a Board resolution or (ii) by a nominating and governance committee composed solely of independent directors with a written charter addressing the nominations process; and
- that the compensation of our executive officers be determined, or recommended to the Board for determination, by a majority of independent directors in a vote by independent directors, or a compensation committee composed solely of independent directors.

Accordingly, for so long as we are a “controlled company,” stockholders will not have the same protections afforded to stockholders of companies that are subject to all of the NYSE corporate governance requirements.

Item 1B. Unresolved Staff Comments.

None.

Item 1C. Cybersecurity.

Risk Management and Strategy

We rely on computer systems and information technology to conduct our business, including to securely transmit data associated with cashless payments. These systems and technology are increasingly complex and vital to our operations, which has resulted in an expansion of our technological presence and corresponding risk exposure. In addition, these systems are inherently vulnerable to disruption or failure, as well as internal and external security breaches, denial of service attacks and other disruptive problems caused by cybersecurity threat actors. We have not experienced any cybersecurity incidents that have materially impacted or are likely to materially impact our business strategy, results of operations or financial condition based on information known to us as of the date of this report. Under the oversight of our Board, our management has developed a cybersecurity risk management program based on the Center for Internet Security Critical Security Controls framework that is integrated with our overall risk management program and is designed to assess, identify, manage and mitigate material cybersecurity risks. Our cybersecurity program includes policies and procedures that govern how security measures and controls are implemented and maintained. We identify and implement security controls to address cybersecurity risks based on an annual risk assessment and our evaluation of relevant factors, including the likelihood of risk, the potential impact and severity of the risk, the feasibility and expense of potential controls, and the impact of controls on our operations. Our cybersecurity program includes regular security assessments and testing, regular employee trainings, third-party security audits, and solutions designed to detect and mitigate cybersecurity threats, including data breaches, malware, ransomware and phishing attacks.

We utilize third party security firms and consultants to test our cybersecurity control environment and to provide certain security measures that we use to protect our information technology environment, including to detect and filter external phishing and malware threats, to provide enhanced endpoint protection and to protect our data through data classification. We have developed a third-party cybersecurity risk management process to conduct due diligence on external entities, including those that perform cybersecurity services.

We have prepared a written incident response plan and crisis management plan to enhance our ability to respond to cybersecurity incidents. We periodically conduct internal tabletop exercises to enhance incident response preparedness. Our employees are required to participate in regular cybersecurity awareness trainings upon hiring and on a quarterly basis thereafter.

Cybersecurity Governance

Our Vice President of Information Technology (our VP of IT) has primary responsibility for monitoring, assessing and managing our material risks from cybersecurity threats. He oversees a dedicated information technology team that is responsible for managing enterprise-wide information security strategy, policy, standards, architecture and processes, and is regularly informed of, and monitors, the prevention, detection, mitigation and remediation of cybersecurity threats and incidents. Our VP of IT has over 25 years of information technology experience, has earned a graduate degree in Cybersecurity and Information Assurance, and maintains relevant industry designations including Certified Information Systems Security Professional and Certified Information Security Manager certifications.

Our Board considers cybersecurity risk as a part of its overall risk oversight function. Our Board receives reports from our VP of IT at least bi-annually, and on an as-needed basis, on cybersecurity risks and actions taken to mitigate those risks. These reports include updates on our cybersecurity risks and the emerging threat environment, and the status of projects designed to enhance our information security systems and programs.

Item 2. Properties.

As of September 30, 2024, we had 169 stores located in 21 states, as shown in the following chart:

State	Number of Stores
Arizona	12
Arkansas	3
Colorado	46
Idaho	6
Iowa	6
Kansas.....	8
Louisiana.....	1
Minnesota	1
Missouri	7
Montana	4
Nebraska	3
Nevada.....	4
New Mexico.....	6
North Dakota	3
Oklahoma.....	6
Oregon	14
South Dakota	1
Texas.....	23
Utah	8
Washington.....	5
Wyoming	2

Our home office is located in Lakewood, Colorado. We occupy our home office under a lease covering approximately 35,000 square feet; this facility is co-located with one of our stores. Additionally, we lease a 150,000 square foot bulk food repackaging facility and distribution center located in Golden, Colorado. That facility also houses a training center and certain administrative support functions.

As of September 30, 2024, we owned buildings in which sixteen of our stores are located. Eleven of those buildings are located on land that is leased pursuant to a ground lease; the remaining five stores are on land owned by the Company. Lease terms typically range between 10 and 25 years, with additional renewal options. Of the current leases for our stores, nine expire in fiscal year 2025, eleven expire in fiscal year 2026, ten expire in fiscal year 2027, twelve expire in fiscal year 2028, nineteen expire in fiscal year 2029 and the remainder expire between fiscal years 2030 and 2062. We expect that we will be able to renegotiate these leases or relocate these stores as necessary.

Item 3. Legal Proceedings.

We periodically are involved in legal proceedings, including labor and employment-related claims, customer personal injury claims, investigations and other proceedings arising in the ordinary course of business. When the potential liability from a matter can be estimated and the loss is considered probable, we record the estimated loss. Due to uncertainties related to the resolution of lawsuits, investigations and claims, the ultimate outcome may differ from our estimates. Although we cannot predict with certainty the ultimate resolution of any lawsuits, investigations and claims asserted against us, we do not believe any currently pending legal proceeding to which we are a party will have a material adverse effect on our business, prospects, financial condition, cash flows or results of operations.

Item 4. Mine Safety Disclosures.

Not applicable.

PART II

Item 5. Market for Registrant’s Common Equity, Related Stockholder Matters and Issuer Purchases of Equity Securities.

Market Information

Our common stock is traded on the NYSE under the symbol “NGVC.”

Holders of Record

As of December 9, 2024, there were 151 holders of record of our common stock, and the closing price of our common stock was \$42.20.

Dividend Policy

We paid a quarterly cash dividend of \$0.10 per share of common stock during each quarter of fiscal years 2024 and 2023. We paid a special cash dividend of \$1.00 per share of common stock in the first quarter of fiscal year 2024. The timing, declaration, amount and payment of any future cash dividends are at the discretion of the Board and will depend on many factors, including our available cash, working capital, financial condition, earnings, results of operations and capital requirements; the covenants in our credit agreement; applicable law; and other business considerations that our Board considers relevant. Subject to these factors, we currently expect to continue to pay comparable quarterly cash dividends. See “We may not be able to continue paying dividends on our common stock” under “Item 1A. Risk Factors.”

Use of Proceeds From Registered Securities

None.

Unregistered Sales of Equity Securities

None.

Issuer Purchases of Equity Securities

In May 2016, the Board authorized a two-year share repurchase program pursuant to which we could repurchase up to \$10.0 million in shares of the Company’s common stock. The Board subsequently extended the share repurchase program – most recently in May 2024 – and the current program will terminate on May 31, 2026. The dollar value of the shares of the Company’s common stock that may yet be repurchased under the share repurchase program is \$8.1 million. The Company did not repurchase any shares of its common stock during the fourth quarter ended September 30, 2024.

Item 6. Reserved.

Item 7. Management’s Discussion and Analysis of Financial Condition and Results of Operations.

The following Management’s Discussion and Analysis of Financial Condition and Results of Operations (MD&A) should be read in conjunction with our consolidated financial statements and notes thereto which are included elsewhere in this Form 10-K. This MD&A contains forward-looking statements. Refer to “*Forward-Looking Statements*” at the beginning of this Form 10-K for an explanation of these types of statements. Summarized numbers included in this section, and corresponding percentage or basis point changes may not sum due to the effects of rounding.

Company Overview

We operate natural and organic grocery and dietary supplement stores that are focused on providing high-quality products at affordable prices, exceptional customer service, nutrition education and community outreach. We offer a variety of natural and organic groceries, dietary supplements and body care products that meet our strict quality standards. We believe we have been at the forefront of the natural and organic foods movement since our founding. We are headquartered in Lakewood, Colorado. As of September 30, 2024, we operated 169 stores in 21 states, including Colorado, Arizona, Arkansas, Idaho, Iowa, Kansas, Louisiana, Minnesota, Missouri, Montana, Nebraska, Nevada, New Mexico, North Dakota, Oklahoma, Oregon, South Dakota, Texas, Utah, Washington and Wyoming. We also operate a bulk food repackaging facility and distribution center in Golden, Colorado.

We offer a variety of natural and organic groceries and dietary supplements that meet our strict quality guidelines. The sizes of our stores range from approximately 7,000 to 16,000 selling square feet.

The growth in the organic and natural foods industry and growing consumer interest in health and nutrition have enabled us to continue to open new stores and enter new markets. During the five years ended September 30, 2024, we increased our store count at a compound annual growth rate of 2.0%. In fiscal year 2024, we opened four new stores and relocated/remodeled four existing stores. We plan to open four to six new stores and relocate/remodel two to four stores in fiscal year 2025. Between October 1, 2024 and the date of this Form 10-K, we relocated/remodeled two existing stores and closed two stores.

Performance Highlights

Key highlights of our performance are discussed briefly below and in further detail throughout this MD&A. Key financial metrics, including, but not limited to, daily average comparable store sales, are defined in the section “Key Financial Metrics in Our Business,” presented later in this MD&A.

- *Net sales.* Net sales were \$1,241.6 million for the year ended September 30, 2024, an increase of \$101.0 million, or 8.9%, compared to net sales of \$1,140.6 million for the year ended September 30, 2023.
- *Daily average comparable store sales.* Daily average comparable store sales for the year ended September 30, 2024 increased 7.0% from the year ended September 30, 2023.
- *Net income.* Net income was \$33.9 million for the year ended September 30, 2024, an increase of \$10.7 million, or 46.0%, compared to net income of \$23.2 million for the year ended September 30, 2023.
- *EBITDA.* Earnings before interest, taxes, depreciation, and amortization (EBITDA) was \$77.9 million for the year ended September 30, 2024, an increase of \$17.3 million, or 28.6%, compared to EBITDA of \$60.6 million for the year ended September 30, 2023. EBITDA is not a measure of financial performance under generally accepted accounting principles in the United States of America (GAAP). Refer to the “Non-GAAP Financial Measures” section in this MD&A for a definition of EBITDA and a reconciliation of net income to EBITDA.
- *Adjusted EBITDA.* Adjusted EBITDA was \$83.3 million for the year ended September 30, 2024, an increase of \$19.9 million, or 31.4%, compared to Adjusted EBITDA of \$63.4 million for the year ended September 30, 2023. Adjusted EBITDA is not a measure of financial performance under GAAP. Refer to the “Non-GAAP Financial Measures” section in this MD&A for a definition of Adjusted EBITDA and a reconciliation of net income to Adjusted EBITDA.
- *Liquidity.* As of September 30, 2024, cash and cash equivalents was \$8.9 million, and there was \$72.8 million available for borrowing under our Credit Facility, net of undrawn, issued and outstanding letters of credit of \$2.2 million.

Industry Trends and Economics

We have identified the following recent trends and factors that have impacted and may continue to impact our results of operations and financial condition:

- *Impact of broader economic trends and political environment.* The grocery industry and our sales are affected by general economic conditions, including, but not limited to, consumer spending, levels of disposable consumer income, consumer debt, interest rates, inflation or deflation, periods of recession and growth, the price of commodities, the political environment and consumer confidence. Furthermore, our ability to meet our labor needs, while controlling wage and labor-related costs, is subject to numerous external factors, including the availability of a sufficient number of qualified persons in the workforce in the markets in which we are located, unemployment levels within those markets, prevailing wage rates, changing demographics, health and other insurance costs and changes in employment legislation, including unemployment benefits. Over the past several years, a number of macroeconomic and global trends have impacted our business. The labor market has impacted our ability to retain and attract store Crew members and in certain markets we continue to be challenged by labor shortages broadly impacting the retail industry. We have invested in increased wages for our store Crew members and may be required to do so in the future. As a result of current global supply chain issues, we have on occasion experienced shortages and delays in the delivery of certain products to our stores. We have taken steps to mitigate these disruptions to our supply chain, although certain products may be in relatively short supply or unavailable from time to time. In recent years, the costs of certain goods we sell were impacted by levels of inflation higher than we have historically experienced, resulting in part from supply disruptions, geopolitical instability, including the conflicts in Ukraine and the Middle East, increased shipping and transportation costs, increased commodity costs, increased labor costs in the supply chain, monetary policy actions, other disruptions and the uncertain economic environment. In the aggregate, management estimates that the Company experienced annualized cost inflation of approximately 2% in fiscal year 2024 and approximately 1% in the fourth quarter of fiscal year 2024. While levels of inflation moderated during fiscal year 2024, we are unable to predict the impact of inflationary or deflationary trends on consumer behavior and our sales and profitability in the future.
- *Opportunities in the growing natural and organic grocery and dietary supplements industry.* Our industry, which includes organic and natural foods and dietary supplements, continues to experience growth driven primarily by increased public interest in health and nutrition. Capitalizing on this opportunity, we continue to open new stores and enter new markets. We expect the rate of new store unit growth in the foreseeable future to be dependent upon economic and business conditions and other factors, including construction permitting and the availability of construction materials, equipment and labor.
- *Competition.* The grocery and dietary supplement retail business is a large, fragmented and highly competitive industry, with few barriers to entry. Competition in the grocery industry is likely to intensify, and shopping dynamics may shift, as a result of, among other things, industry consolidation, expansion by existing competitors, and the increasing availability of grocery ordering, pick-up, and delivery options. These businesses compete with us on the basis of price, selection, quality, customer service, convenience, location, store format, shopping experience, ease of ordering and delivery or any combination of these or other factors. They also compete with us for products and locations. In addition, many of our competitors increasingly offer a broad range of natural and organic foods. We also face internally generated competition when we open new stores in markets we already serve. We believe our commitment to carrying carefully vetted, affordably priced and high-quality natural and organic products and dietary supplements, as well as our focus on providing nutrition education, differentiate us and can provide a competitive advantage.
- *Consumer preferences.* Our performance is also impacted by trends regarding natural and organic products, dietary supplements and at-home meal preparation. Consumer preferences towards dietary supplements or natural and organic food products might shift as a result of, among other things, economic conditions, food safety perceptions, changing consumer choices and the cost of these products. A change in consumer preferences away from our offerings, including those resulting from higher retail prices for our products due to inflation, or reductions or changes in our offerings, could have a material adverse effect on our business. Additionally, negative publicity regarding the safety of dietary supplements, product recalls or new or stricter regulatory standards may adversely affect demand for the products we sell and could result in lower consumer traffic, sales and results of operations.

Outlook

We believe there are several key factors that have contributed to our success and will enable us to increase our comparable store sales and continue to profitably expand. These factors include a loyal customer base, increasing transaction size, growing consumer interest in nutrition and wellness, a differentiated shopping experience that focuses on customer service, nutrition education, a convenient, clean and shopper-friendly retail environment, and our focus on high quality, affordable natural and organic groceries, dietary supplements and body care products.

We expect the rate of new store unit growth in the foreseeable future to be dependent upon economic and business conditions and other factors, including construction permitting and the availability of construction materials, equipment and labor. We believe there are opportunities for us to continue to expand our store base, expand profitability and increase comparable store sales. However, future sales growth, including comparable store sales, and our profitability could vary due to increasing competitive conditions in the natural and organic grocery and dietary supplement industries and regional and general economic conditions, including inflationary or recessionary trends. We believe there are opportunities for increased leverage of costs and increased economies of scale in sourcing products. However, due to the fixed nature of certain of our costs (in particular, our rent obligations and related occupancy costs), our ability to leverage costs may be limited.

Our operating results may be affected by the above-described factors as well as a variety of other internal and external factors and trends described more fully in Item 1A - "Risk Factors" in this Form 10-K.

Key Financial Metrics in Our Business

In assessing our performance, we consider a variety of performance and financial measures. The key measures are as follows:

Net sales

Our net sales are comprised of gross sales net of discounts, in-house coupons, returns, and allowances. In comparing net sales between periods, we monitor the following:

- *Change in daily average comparable store sales.* We begin to include sales from a store in comparable store sales on the first day of the thirteenth full month following the store's opening. We monitor the percentage change in comparable store sales by comparing sales from all stores in our comparable store base for a reporting period against sales from the same stores for the same number of operating months in the comparable reporting period of the prior fiscal year. When a store that is included in comparable store sales is remodeled or relocated, we continue to consider sales from that store to be comparable store sales. Our comparable store sales data may not be presented on the same basis as our competitors. We use the term "new stores" to refer to stores that have been open for less than thirteen months. Daily average comparable store sales are comparable store sales divided by the number of selling days in each period. We use this metric to remove the effect of differences in the number of selling days we are open during the comparable periods (for example, as a result of leap years or the Easter holiday shift between quarters).
- *Transaction count.* Transaction count represents the number of transactions reported at our stores during the period and includes transactions that are voided, returned, and exchanged.
- *Average transaction size.* Average transaction size is calculated by dividing net sales by transaction count for a given time period. We use this metric to track the trends in average dollars spent in our stores per customer transaction.

Cost of goods sold and occupancy costs

Our cost of goods sold and occupancy costs include the cost of inventory sold during the period (net of discounts and allowances), shipping and handling costs, distribution and supply chain costs (including the costs of our bulk food repackaging facility), buying costs, shrink expense, third-party delivery fees and store occupancy costs. Store occupancy costs include operating lease expense, common area maintenance and real estate taxes. Depreciation expense included in cost of goods sold relates to depreciation of assets directly used at our bulk food repackaging facility. The components of our cost of goods sold and occupancy costs may not be identical to those of our competitors, and, as a result, our cost of goods sold and occupancy costs data included in this Form 10-K may not be identical to those of our competitors and may not be comparable to similar data made available by our competitors. Occupancy costs as a percentage of net sales typically decrease as new stores mature and sales increase. Lease payments for leases classified as finance lease obligations are not recorded in cost of goods sold and occupancy costs. Rather, these lease payments are recognized as a reduction of the related obligations and as interest expense.

Gross profit and gross margin

Gross profit is equal to our net sales less our cost of goods sold and occupancy costs. Gross margin is gross profit as a percentage of net sales. Gross margin is impacted by changes in retail prices, product costs, occupancy costs and the mix of products sold, as well as the rate at which we open new stores.

Store expenses

Store expenses consist of store-level expenses, such as salary and benefits, share-based compensation, supplies, utilities, depreciation, advertising, bank credit card charges and other related costs associated with operations and purchasing support. Depreciation expense included in store expenses relates to depreciation for assets directly used at the stores, including depreciation on land improvements, leasehold improvements, fixtures and equipment and technology. Depreciation expenses on the lease assets related to the finance leases of the stores are also considered store expenses. Additionally, store expenses include any gain or loss recorded on the disposal of fixed assets and lease terminations, primarily related to store relocations, as well as store closing costs. Store expenses also include long-lived asset impairment charges. The majority of store expenses consists of labor-related expenses, which we closely manage and which trend closely with sales. Labor-related expenses as a percentage of net sales tend to be higher at new stores compared to comparable stores, as new stores require a minimum level of staffing in order to maintain adequate levels of customer service combined with lower sales. As new stores increase their sales, labor-related expenses as a percentage of net sales typically decrease.

Administrative expenses

Administrative expenses consist of home office-related expenses, such as salary and benefits, share-based compensation, office supplies, hardware and software expenses, depreciation and amortization expense, occupancy costs (including rent, common area maintenance, real estate taxes and utilities), professional services expenses, expenses associated with our Board, expenses related to compliance with the requirements of regulations applicable to publicly traded companies, and other general and administrative expenses. Depreciation expense included in administrative expenses relates to depreciation for assets directly used at the home office including depreciation on land improvements, leasehold improvements, fixtures and equipment, and computer hardware and software.

Pre-opening expenses

Pre-opening expenses for new stores and relocations/remodels may include rent expense, salaries, advertising, supplies, and other miscellaneous costs incurred prior to the store opening. Rent expense is generally incurred from three to six months prior to a store's opening date for store leases classified as operating. For store leases classified as finance leases, we recognize pre-opening interest and depreciation expense. Other pre-opening expenses are generally incurred in the four to seven months prior to the store opening. Certain advertising and promotional costs associated with opening a new store may be incurred both before and after the store opens. All pre-opening costs are expensed as incurred. Pre-opening expenses for remodels are incurred if the store is required to be closed due to the remodel.

Interest expense, net

Interest expense consists of the interest associated with finance lease obligations and our Credit Facility, net of capitalized interest.

Income tax expense

Income taxes are accounted for in accordance with the provisions of Financial Accounting Standards Board (FASB) Accounting Standards Codification (ASC) Topic 740 "Income Taxes". Deferred tax assets and liabilities are recognized for the future tax consequences attributable to differences between the financial statement carrying amounts of existing assets and liabilities and their respective tax bases. Deferred tax assets and liabilities are remeasured using enacted tax rates expected to apply to taxable income in the fiscal years in which those temporary differences are expected to be recovered or settled. The effect on deferred tax assets and liabilities of a change in tax rates is recognized in income in the period that includes the enactment date. Valuation allowances are established, when necessary, to reduce deferred tax assets to the amounts expected to be realized. Income tax expense also includes excess tax benefits and deficiencies related to the vesting of restricted stock units.

Results of Operations

The following table presents key components of our results of operations expressed as a percentage of net sales for the periods presented:

	Year ended September 30,		
	2024	2023	2022
Statements of Income Data:*			
Net sales	100.0%	100.0	100.0
Cost of goods sold and occupancy costs	70.6	71.3	72.0
Gross profit	29.4	28.7	28.0
Store expenses	22.3	22.6	22.2
Administrative expenses.....	3.1	3.2	2.9
Pre-opening expenses	0.1	0.2	0.1
Operating income.....	3.8	2.8	2.8
Interest expense, net	(0.3)	(0.3)	(0.2)
Income before income taxes	3.4	2.5	2.5
Provision for income taxes	(0.7)	(0.4)	(0.6)
Net income.....	2.7%	2.0	2.0

*Figures may not sum due to rounding.

Other Operating Data (Unaudited):

Number of stores at end of period	169	165	164
Store unit count increase period over period	2.4%	0.6	1.2
Change in daily average comparable store sales	7.0%	3.6	2.6
Number of new stores opened during the period.....	4	3	3
Number of stores relocated/remodeled during the period	4	3	2
Number of stores closed during the period.....	—	2	1
Gross square footage at end of period ⁽¹⁾	2,728,203	2,676,607	2,688,589
Selling square footage at end of period ⁽¹⁾	1,780,083	1,745,701	1,742,623

⁽¹⁾ Gross square footage and selling square footage at the end of the period include the square footage for all stores that were open as of the end of the fiscal year presented.

Year ended September 30, 2024 compared to Year ended September 30, 2023

The following table summarizes our results of operations and other operating data for the periods presented, dollars in thousands:

	Year ended September 30,		Change in	
	2024	2023	Dollars	Percent
Statements of Income Data:				
Net sales	\$ 1,241,585	1,140,568	101,017	8.9%
Cost of goods sold and occupancy costs	876,775	813,637	63,138	7.8
Gross profit	364,810	326,931	37,879	11.6
Store expenses.....	277,396	257,282	20,114	7.8
Administrative expenses.....	38,715	35,973	2,742	7.6
Pre-opening expenses	1,722	2,007	(285)	(14.2)
Operating income.....	46,977	31,669	15,308	48.3
Interest expense, net	(4,176)	(3,299)	(877)	26.6
Income before income taxes.....	42,801	28,370	14,431	50.9
Provision for income taxes	(8,866)	(5,127)	(3,739)	72.9
Net income	\$ 33,935	23,243	10,692	46.0%

Net sales

Net sales increased \$101.0 million, or 8.9%, to \$1,241.6 million for the year ended September 30, 2024 compared to \$1,140.6 million for the year ended September 30, 2023, due to a \$83.0 million increase in comparable store sales and a \$22.6 million increase in new store sales, partially offset by a \$4.6 million decrease in net sales related to closed stores. Daily average comparable store sales increased 7.0% for the year ended September 30, 2024 compared to an increase of 3.6% for the year ended September 30, 2023. The daily average comparable store sales increase in fiscal year 2024 resulted from a 3.8% increase in daily average transaction count and a 3.1% increase in daily average transaction size. Comparable store average transaction size was \$47.31 for the year ended September 30, 2024. The increase in net sales during the year ended September 30, 2024 was driven by increases in transaction counts, retail prices, items per transaction and new store sales. Sales growth was driven by enhanced customer engagement with our {N}power rewards program, compelling offers, marketing initiatives including market-specific campaigns, and the increased sales of *Natural Grocers* brand products.

Gross profit

Gross profit increased \$37.9 million, or 11.6%, to \$364.8 million for the year ended September 30, 2024 compared to \$326.9 million for the year ended September 30, 2023. Gross profit reflects earnings after product and store occupancy costs. Gross margin increased to 29.4% for the year ended September 30, 2024 compared to 28.7% for the year ended September 30, 2023. The increase in gross margin during the year ended September 30, 2024 was primarily driven by store occupancy cost leverage and higher product margin attributed to effective pricing and promotions.

Store expenses

Store expenses increased \$20.1 million, or 7.8%, to \$277.4 million for the year ended September 30, 2024 compared to \$257.3 million for the year ended September 30, 2023. The increase in store expenses was primarily driven by higher compensation expenses, depreciation expenses and long-lived asset impairment charges. Store expenses as a percentage of net sales were 22.3% and 22.6% for the years ended September 30, 2024 and 2023, respectively. The decrease in store expenses as a percentage of net sales primarily reflects expense leverage. Store expenses included long-lived asset impairment charges of \$2.2 million and \$1.3 million for fiscal years 2024 and 2023, respectively.

Administrative expenses

Administrative expenses increased \$2.7 million, or 7.6%, to \$38.7 million for the year ended September 30, 2024 compared to \$36.0 million for the year ended September 30, 2023. The increase in administrative expenses was driven by higher compensation expenses. Administrative expenses as a percentage of net sales were 3.1% and 3.2% for the years ended September 30, 2024 and 2023, respectively.

Pre-opening expenses

Pre-opening expenses were \$1.7 million for the year ended September 30, 2024 compared to \$2.0 million for the year ended September 30, 2023.

Interest expense, net

Interest expense, net of capitalized interest, was \$4.2 million for the year ended September 30, 2024 compared to \$3.3 million for the year ended September 30, 2023.

Income taxes

Income tax expense increased \$3.7 million to \$8.9 million for the year ended September 30, 2024 compared to \$5.1 million for the year ended September 30, 2023. The Company's effective income tax rate was 20.7% and 18.1% for the years ended September 30, 2024 and 2023, respectively. The increase in the effective income tax rate was primarily attributable to lower food donation deductions recorded during fiscal year 2024.

Net income

Net income was \$33.9 million, or \$1.47 diluted earnings per share, for the year ended September 30, 2024 compared to \$23.2 million, or \$1.02 diluted earnings per share, for the year ended September 30, 2023.

Year ended September 30, 2023 compared to Year ended September 30, 2022

A comparative discussion of our results of operations and other operating data for the years ended September 30, 2023 and September 30, 2022 is set out in our Annual Report on Form 10-K for the year ended September 30, 2023 under the heading “Management’s Discussion and Analysis of Financial Condition and Results of Operations – Results of Operations – Year ended September 30, 2023 compared to Year ended September 30, 2022.”

Non-GAAP financial measures

EBITDA and Adjusted EBITDA

EBITDA and Adjusted EBITDA are not measures of financial performance under GAAP. We define EBITDA as net income before interest expense, provision for income taxes, depreciation and amortization. We define Adjusted EBITDA as EBITDA as adjusted to exclude the effects of certain income and expense items that management believes make it more difficult to assess the Company’s actual operating performance, including certain items such as impairment charges, store closing costs, share-based compensation and non-recurring items.

The following table reconciles net income to EBITDA and Adjusted EBITDA, dollars in thousands:

	Year ended September 30,	
	2024	2023
Net income	\$ 33,935	23,243
Interest expense, net	4,176	3,299
Provision for income taxes	8,866	5,127
Depreciation and amortization.....	30,930	28,906
EBITDA.....	77,907	60,575
Impairment of long-lived assets and store closing costs.....	2,547	1,464
Share-based compensation	2,829	1,360
Adjusted EBITDA.....	\$ 83,283	63,399

Year ended September 30, 2024 compared to Year ended September 30, 2023

EBITDA increased 28.6% to \$77.9 million for the year ended September 30, 2024 compared to \$60.6 million for the year ended September 30, 2023. EBITDA as a percentage of net sales was 6.3% and 5.3% for the years ended September 30, 2024 and 2023, respectively.

Adjusted EBITDA increased 31.4% to \$83.3 million for the year ended September 30, 2024 compared to \$63.4 million for the year ended September 30, 2023. Adjusted EBITDA as a percentage of net sales was 6.7% and 5.6% for the years ended September 30, 2024 and 2023, respectively.

Year ended September 30, 2023 compared to Year ended September 30, 2022

A comparative discussion of EBITDA and Adjusted EBITDA for the years ended September 30, 2023 and September 30, 2022 is set out in our Annual Report on Form 10-K for the year ended September 30, 2023 under the heading “Management’s Discussion and Analysis of Financial Condition and Results of Operations – Non-GAAP financial measures – EBITDA and Adjusted EBITDA.”

Management believes some investors’ understanding of our performance is enhanced by including EBITDA and Adjusted EBITDA, which are non-GAAP financial measures. We believe EBITDA and Adjusted EBITDA provide additional information about: (i) our operating performance, because they assist us in comparing the operating performance of our stores on a consistent basis, as they remove the impact of non-cash depreciation and amortization expense as well as items not directly resulting from our core operations, such as interest expense and income taxes and (ii) our performance and the effectiveness of our operational strategies. Additionally, EBITDA is a component of a measure in our financial covenants under our Credit Facility.

Furthermore, management believes some investors use EBITDA and Adjusted EBITDA as supplemental measures to evaluate the overall operating performance of companies in our industry. Management believes that some investors’ understanding of our performance is enhanced by including these non-GAAP financial measures as a reasonable basis for comparing our ongoing results of operations. By providing these non-GAAP financial measures, together with a reconciliation from net income, we believe we are enhancing investors’ understanding of our business and our results of operations, as well as assisting investors in evaluating how well we are executing our strategic initiatives.

Our competitors may define EBITDA and Adjusted EBITDA differently, and as a result, our measures of EBITDA and Adjusted EBITDA may not be directly comparable to EBITDA and Adjusted EBITDA of other companies. Items excluded from EBITDA and Adjusted EBITDA are significant components in understanding and assessing financial performance. EBITDA and Adjusted EBITDA are supplemental measures of operating performance that do not represent and should not be considered in isolation or as an alternative to, or substitute for, net income or other financial statement data presented in the consolidated financial statements as indicators of financial performance. EBITDA and Adjusted EBITDA have limitations as analytical tools, and should not be considered in isolation, or as a substitute for analysis of our results as reported under GAAP. Some of the limitations are:

- EBITDA and Adjusted EBITDA do not reflect our cash expenditures, or future requirements for capital expenditures or contractual commitments;
- EBITDA and Adjusted EBITDA do not reflect changes in, or cash requirements for, our working capital needs;
- EBITDA and Adjusted EBITDA do not reflect any depreciation or interest expense for leases classified as finance leases;
- EBITDA and Adjusted EBITDA do not reflect the interest expense, or the cash requirements necessary to service interest or principal payments on our debt;
- Adjusted EBITDA does not reflect share-based compensation, impairment charges, and store closing costs;
- EBITDA and Adjusted EBITDA do not reflect our tax expense or the cash requirements to pay our taxes; and
- although depreciation and amortization are non-cash charges, the assets being depreciated and amortized will often have to be replaced in the future and EBITDA and Adjusted EBITDA do not reflect any cash requirements for such replacements.

Due to these limitations, EBITDA and Adjusted EBITDA should not be considered as measures of discretionary cash available to us to invest in the growth of our business. We compensate for these limitations by relying primarily on our GAAP results and using EBITDA and Adjusted EBITDA as supplemental information.

Liquidity and Capital Resources

Our ongoing primary sources of liquidity are cash generated from operations, current balances of cash and cash equivalents and borrowings under our Credit Facility. Our primary uses of cash are for purchases of inventory, operating expenses, capital expenditures predominantly in connection with opening, relocating and remodeling stores, debt service, cash dividends, share repurchases and corporate taxes. As of September 30, 2024, we had \$8.9 million in cash and cash equivalents and \$72.8 million available for borrowing under our Credit Facility.

In May 2016, our Board authorized a two-year share repurchase program pursuant to which the Company may repurchase up to \$10.0 million in shares of the Company's common stock. Our Board subsequently extended the share repurchase program – most recently in May 2024 – and the current program will terminate on May 31, 2026. We did not repurchase any shares of our common stock during the year ended September 30, 2024. The dollar value of the shares of the Company's common stock that may yet be repurchased under the share repurchase program is \$8.1 million. Potential future share repurchases under the share repurchase program could be funded by operating cash flow, excess cash balances or borrowings under our Credit Facility. The timing and the number of shares repurchased, if any, will be dictated by our capital needs and stock market conditions.

We paid quarterly cash dividends of \$0.10 per share of common stock in each quarter of fiscal year 2024 and a special cash dividend of \$1.00 per share of common stock in the first quarter of fiscal year 2024. The special cash dividend was funded through available cash and borrowings under our Credit Facility. On November 20, 2024, our Board approved the payment of a quarterly cash dividend of \$0.12 per share of common stock, which will be paid on December 18, 2024 to stockholders of record as of the close of business on December 2, 2024.

We plan to continue to open new stores and relocate/remodel existing stores in the future, which may require us to borrow additional amounts under the Credit Facility from time to time. We believe that cash and cash equivalents, together with the cash generated from operations and the borrowing availability under our Credit Facility, will be sufficient to meet our working capital needs and planned capital expenditures, including capital expenditures related to new store needs, repayment of debt, stock repurchases and dividends for the next 12 months and the foreseeable future. Our working capital position benefits from the fact that we generally collect cash from sales to customers the same day or, in the case of credit or debit card transactions, within days from the related sale.

The following is a summary of our operating, investing and financing activities for the periods presented, dollars in thousands:

	Year ended September 30,	
	2024	2023
Net cash provided by operating activities.....	\$ 73,760	64,606
Net cash used in investing activities.....	(38,600)	(37,950)
Net cash used in financing activities	(44,631)	(20,353)
Net (decrease) increase in cash and cash equivalents.....	(9,471)	6,303
Cash and cash equivalents, beginning of year	18,342	12,039
Cash and cash equivalents, end of year	<u>\$ 8,871</u>	<u>18,342</u>

Year ended September 30, 2024 compared to Year ended September 30, 2023

Operating Activities

Net cash provided by operating activities consists primarily of net income adjusted for non-cash items, including depreciation and amortization, impairment of long-lived assets and store closures, share-based compensation, and changes in deferred taxes, and the effect of changes in operating assets and liabilities. Cash provided by operating activities increased \$9.2 million, or 14.2%, to \$73.8 million for the year ended September 30, 2024 compared to \$64.6 million for the year ended September 30, 2023. The increase in cash provided by operating activities was due to an increase in cash provided by net income as adjusted for non-cash items, partially offset by a decrease in cash provided by operating assets and liabilities.

Investing Activities

Net cash used in investing activities increased \$0.7 million, or 1.7%, to \$38.6 million for the year ended September 30, 2024 compared to \$38.0 million for the year ended September 30, 2023. This increase was primarily the result of an increase in property and equipment of \$1.0 million, partially offset by a decrease in other intangibles of \$0.4 million during the year ended September 30, 2024 compared to the year ended September 30, 2023, and was attributed to the timing of new store openings, relocations/remodels, and software projects under development.

We plan to spend approximately \$36.0 million to \$44.0 million on capital expenditures during fiscal year 2025 primarily in connection with expected new store openings and store relocations/remodels.

Acquisition of property and equipment not yet paid decreased \$2.3 million to \$3.7 million in fiscal year 2024 compared to \$6.0 million in fiscal year 2023 primarily due to the timing of payments related to new store openings and relocations/remodels.

Financing Activities

Net cash used in financing activities consists primarily of borrowings and repayments under our Credit Facility and dividends paid to stockholders. Net cash used in financing activities was \$44.6 million for the year ended September 30, 2024 compared to \$20.4 million for the year ended September 30, 2023. During fiscal year 2024, we paid cash dividends of \$31.9 million, including a special cash dividend to stockholders of \$22.7 million.

Year ended September 30, 2023 compared to Year ended September 30, 2022

A comparative discussion of operating, investing and financing activities for the years ended September 30, 2023 and September 30, 2022 is set out in our Annual Report on Form 10-K for the year ended September 30, 2023 under the heading “Management’s Discussion and Analysis of Financial Condition and Results of Operations – Liquidity and Capital Resources.”

Credit Facility

The revolving commitment amount under the Credit Facility is \$72.5 million, including a \$5.0 million sub-limit for standby letters of credit. We borrowed \$35.0 million under a term loan in December 2020 (the Term Loan). As of September 30, 2024, we had fully repaid all remaining amounts outstanding under the Term Loan. Our wholly owned subsidiary, Vitamin Cottage Natural Food Markets, Inc. (the operating company), is the borrower under the Credit Facility, and its obligations under the Credit Facility are guaranteed by us (the holding company) and Vitamin Cottage Two Ltd. Liability Company (VC2). The Credit Facility is secured by a lien on substantially all of the Company's assets. The Company has the right to borrow, prepay and re-borrow revolving amounts under the Credit Facility at any time prior to the maturity date without premium or penalty. On November 16, 2023, we amended the Credit Facility to: (i) increase our aggregate revolving commitments from \$50.0 million to \$75.0 million; (ii) extend the maturity date of the revolving commitments under the Credit Facility to November 16, 2028; (iii) permit payment of a one-time cash dividend of up to \$25.0 million no later than December 31, 2023; and (iv) increase the Company's restricted payment capacity by \$2.5 million, allowing the Company to repurchase shares of common stock and pay dividends on its common stock in an aggregate amount not to exceed \$15.0 million during any fiscal year. The aggregate revolving commitment amount will be automatically and permanently reduced by \$2.5 million on each anniversary date until the Credit Facility matures on November 16, 2028, unless we have previously exercised our option to reduce the aggregate revolving commitments to a lower amount.

Base rate loans under the Credit Facility bear interest at a fluctuating base rate as determined by the lenders' administrative agent based on the most recent compliance certificate of the operating company and stated at the highest of: (i) the federal funds rate plus 0.50%; (ii) the prime rate; and (iii) Term SOFR plus 1.00%, subject to the applicable interest rate floor, less the lender spread based upon the Company's consolidated leverage ratio. Term SOFR loans under the Credit Facility bear interest based on Term SOFR for the interest period plus the lender spread based upon the Company's consolidated leverage ratio. The unused commitment fee is also based upon the Company's consolidated leverage ratio.

The Credit Facility requires compliance with certain customary operational and financial covenants, including a consolidated leverage ratio. The Credit Facility also contains certain other customary limitations on the Company's ability to incur additional debt, guarantee other obligations, grant liens on assets and make investments or acquisitions, among other limitations. Additionally, the Credit Facility prohibits the payment of cash dividends to the holding company from the operating company without the required lenders' consent, provided that so long as no default exists or would arise as a result thereof, the operating company may pay cash dividends to the holding company in an amount sufficient to allow the holding company to: (i) pay various audit, accounting, tax, securities, indemnification, reimbursement, insurance and other reasonable expenses incurred in the ordinary course of business and (ii) repurchase shares of common stock and pay dividends on our common stock in an aggregate amount not to exceed \$15.0 million during any fiscal year.

We had no revolving loan amounts outstanding under the Credit Facility as of September 30, 2024 and 2023. We had no amounts and \$7.7 million outstanding under the Term Loan as of September 30, 2024 and 2023, respectively. As of September 30, 2024 and 2023, we had undrawn, issued and outstanding letters of credit of \$2.2 million and \$1.5 million, respectively, which were reserved against the amount available for borrowing under the Credit Facility. We had \$72.8 million and \$48.5 million available for borrowing under the Credit Facility as of September 30, 2024 and 2023, respectively.

As of September 30, 2024 and 2023, the Company was in compliance with all covenants under the Credit Facility.

Share Repurchases

Certain information about the Company's share repurchases is set forth under the heading "Share Repurchases" in Note 14, *Stockholders' Equity*, of the Notes to Consolidated Financial Statements, included in Part II, Item 8, *Financial Statements and Supplementary Data*, of this Annual Report on Form 10-K.

Recent Accounting Pronouncements

For a description of new applicable accounting pronouncements, including those recently adopted, see Note 2, *Basis of Presentation and Summary of Significant Accounting Policies*, of the Notes to Consolidated Financial Statements, included in Item 8, *Financial Statements and Supplementary Data*, of this Annual Report on Form 10-K.

Critical Accounting Policies

The preparation of our consolidated financial statements in conformity with GAAP requires us to make estimates and assumptions that affect the reported amounts of assets, liabilities, revenues, expenses and related disclosures of contingent assets and liabilities. Actual amounts may differ from these estimates. We base our estimates on historical experience and on various other assumptions and factors that we believe to be reasonable under the circumstances. We evaluate our accounting policies and resulting estimates on an ongoing basis to make adjustments we consider appropriate under the facts and circumstances.

We have chosen accounting policies we believe are appropriate to report accurately and fairly our operating results and financial position, and we apply those accounting policies in a consistent manner. Refer to our consolidated financial statements and related notes for a summary of our significant accounting policies. We believe the following accounting policies are the most critical in the preparation of our consolidated financial statements because they involve the most difficult, subjective or complex judgments about the effect of matters that are inherently uncertain.

Income Taxes

We account for income taxes using the asset and liability method. This method requires recognition of deferred tax assets and liabilities for expected future tax consequences of temporary differences that currently exist between the tax basis and financial reporting basis of our assets and liabilities. Deferred tax assets and liabilities are measured using enacted tax rates in the respective jurisdictions in which we operate. We consider the need to establish valuation allowances to reduce deferred income tax assets to the amounts that we believe are more likely than not to be recovered.

We recognize the effect of income tax positions only if those positions are more likely than not of being sustained by the relevant taxing authority. Recognized income tax positions are measured at the largest amount that is greater than 50% likely of being realized. Changes in recognition or measurement are reflected in the period in which the change in judgment occurs.

Significant accounting judgment is required in determining the provision for income taxes and related accruals, deferred tax assets and liabilities. In the ordinary course of business, there are transactions and calculations where the ultimate tax outcome is uncertain. In addition, we are subject to periodic audits and examinations by the IRS and other state and local taxing authorities. Although we believe that our estimates are reasonable, actual results could differ from these estimates.

To the extent we prevail in matters for which reserves have been established or are required to pay amounts in excess of our reserves, our effective income tax rate in a given financial statement period could be materially affected. An unfavorable tax settlement would require the use of our cash and would result in an increase in our effective income tax rate in the period of resolution. A favorable tax settlement would be recognized as a reduction in our effective income tax rate in the period of resolution.

Goodwill and Indefinite-Lived Intangible Assets

We assess our goodwill and indefinite-lived intangible assets, primarily consisting of trademarks, for possible impairment on an annual basis during our fourth fiscal quarter, or more frequently if events or changes in circumstances indicate that it is more likely than not that the asset is impaired. In performing the Company's analysis of goodwill, the Company first evaluates qualitative factors, including relevant events and circumstances, to determine whether it is more likely than not that the fair value of a reporting unit is less than its carrying amount. An impairment charge for the amount by which the carrying amount exceeds the reporting unit's fair value should be recognized; however, the loss recognized should not exceed the total amount of goodwill allocated to that reporting unit. There are significant judgments and estimates within the processes; it is therefore possible that materially different amounts could be recorded if we used different assumptions or if the underlying circumstances were to change. The Company has determined that its business, for purposes of impairment evaluation for goodwill and indefinite-lived intangible assets, consists of a single reporting unit. As of September 30, 2024, the Company has recorded no impairment charges related to goodwill and indefinite-lived intangible assets.

Impairment of Long-Lived Assets and Store Closing Costs

We assess our long-lived assets, principally property and equipment, lease assets, and intangible and other assets subject to amortization, primarily internal-use software and implementation costs for software hosting arrangements, respectively, for possible impairment at least annually, or whenever events or changes in circumstances indicate the carrying amount of an asset may not be recoverable. These events or changes primarily include a significant change in current period performance combined with a history of losses and a projection of continuing losses, or a decision to close or relocate a store. The Company assesses the recoverability of the property and equipment and lease assets at the individual store level, and the intangible and other assets at the consolidated entity level. If the carrying value of such assets over their respective remaining lives is not recoverable through projected undiscounted future cash flows, impairment is recognized for any excess of the carrying value over the estimated fair value of the asset group. The fair value of the asset group is estimated based on either: (i) discounted future cash flows; (ii) an appropriate third-party market appraisal; or (iii) other valuation technique.

Our judgment regarding events or changes in circumstances that indicate the asset's carrying value may not be recoverable is based on several factors such as historical and forecasted operating results, significant industry trends and other economic factors. Further, determining whether an impairment exists requires that we use estimates and assumptions in calculating the future undiscounted cash flows expected to be generated by the assets. These estimates and assumptions look several years into the future and include assumptions on future store revenue growth, potential impact of operational changes, competitive factors, inflation and the economy. Application of alternative assumptions could produce materially different results.

If the Company commits to a plan to dispose of a long-lived asset before the end of its previously estimated useful life, its estimated cash flows and remaining useful life are revised accordingly, and the Company may be required to record an asset impairment write-down. Additionally, related liabilities arise, such as severance, contractual obligations and other accruals associated with store closings from decisions to dispose of assets. The Company estimates these liabilities based on the facts and circumstances in existence for each restructuring decision. The amounts the Company will ultimately realize or disburse could differ from the amounts assumed in arriving at the asset impairment and restructuring charge recorded.

Leases

We lease retail stores, a bulk food repackaging facility and distribution center, land and administrative offices under long-term operating leases or finance leases. Accounting for leased properties requires compliance with technical accounting rules and significant judgment by management. Application of these accounting rules and assumptions made by management will determine whether the lease is accounted for as an operating or finance lease.

The Company recognizes a lease asset and corresponding lease liability for all leases with terms greater than 12 months, with the recognition, measurement, and presentation of lease expenses dependent on whether the lease is classified as an operating or finance lease. Lease liabilities represent the present value of lease payments not yet paid. Lease assets represent the Company's right to use an underlying asset and are based upon the lease liabilities adjusted for prepayments or accrued lease payments, initial direct costs, lease incentives and impairment of lease assets.

Most leases include one or more options to renew, with renewal terms normally expressed in periods of five-year increments. The exercise of lease renewal options is at the Company's sole discretion. The lease term includes the initial contractual term as well as any options to extend the lease when it is reasonably certain that the Company will exercise that option.

Since the rate implicit in the Company's lease agreements is typically not determinable, the Company uses an estimated incremental borrowing rate, which is derived from third-party lenders, to determine the present value of lease payments. We use other observable market data to evaluate the appropriateness of the rate derived from the lenders. The estimated incremental borrowing rate is based on the borrowing rate for a secured loan with a term similar to the expected term of the lease.

Significant accounting judgment and assumptions are required in determining the accounting for leases, including:

- fair market value of the leased asset, which is generally estimated based on project costs or comparable market data. Fair market value is used as a factor in determining whether the lease is accounted for as an operating or finance lease, and is used for recording the leased asset when we are determined to be the owner for accounting purposes;
- minimum lease term that includes contractual lease periods and may also include the exercise of renewal options if the exercise of the option is determined to be reasonably certain or where failure to exercise such options would result in an economic penalty. The minimum lease term is used as a factor in determining whether the lease is accounted for as an operating lease or a finance lease and in determining the period over which to depreciate the finance lease asset; and
- incremental borrowing rate which is estimated based on treasury rates for debt with maturities comparable to the minimum lease term and our credit spread and other premiums. The incremental borrowing rate is used as a factor in determining the present value of the minimum lease payments which is then used in determining whether the lease is accounted for as an operating lease or finance lease, as well as for allocating our rental payments on operating and finance leases between interest expense and a reduction of the outstanding obligation.

Item 7A. Quantitative and Qualitative Disclosures about Market Risk.

We are exposed to interest rate changes of our long-term debt. We do not use financial instruments for trading or other speculative purposes.

Interest Rate Risk

Our principal exposure to market risk relates to changes in interest rates with respect to our Credit Facility. As of September 30, 2024, no amounts were outstanding under our Credit Facility. Our Credit Facility carries floating interest rates that are tied to the Term SOFR rate, and therefore, our statements of income and our cash flows are exposed to changes in interest rates. Based upon a sensitivity analysis at September 30, 2024, a hypothetical 100 basis point change in interest rates would change our annual interest expense by \$0.3 million for the year ended September 30, 2024.

Item 8. Financial Statements and Supplementary Data.

Natural Grocers by Vitamin Cottage, Inc.

Index to Consolidated Financial Statements

	Page Number
Reports of Independent Registered Public Accounting Firm	56
Consolidated Balance Sheets as of September 30, 2024 and 2023	59
Consolidated Statements of Income for the years ended September 30, 2024, 2023 and 2022	60
Consolidated Statements of Cash Flows for the years ended September 30, 2024, 2023 and 2022.....	61
Consolidated Statements of Changes in Stockholders' Equity for the years ended September 30, 2024, 2023 and 2022	62
Notes to Consolidated Financial Statements	63

Report of Independent Registered Public Accounting Firm

To the Stockholders and the Board of Directors
Natural Grocers by Vitamin Cottage, Inc.:

Opinion on the Consolidated Financial Statements

We have audited the accompanying consolidated balance sheets of Natural Grocers by Vitamin Cottage, Inc. and subsidiaries (the Company) as of September 30, 2024 and 2023, the related consolidated statements of income, cash flows, and changes in stockholders' equity for each of the years in the three-year period ended September 30, 2024, and the related notes (collectively, the consolidated financial statements). In our opinion, the consolidated financial statements present fairly, in all material respects, the financial position of the Company as of September 30, 2024 and 2023, and the results of its operations and its cash flows for each of the years in the three-year period ended September 30, 2024, in conformity with U.S. generally accepted accounting principles.

We also have audited, in accordance with the standards of the Public Company Accounting Oversight Board (United States) (PCAOB), the Company's internal control over financial reporting as of September 30, 2024, based on criteria established in Internal Control – Integrated Framework (2013) issued by the Committee of Sponsoring Organizations of the Treadway Commission, and our report dated December 12, 2024 expressed an unqualified opinion on the effectiveness of the Company's internal control over financial reporting.

Basis for Opinion

These consolidated financial statements are the responsibility of the Company's management. Our responsibility is to express an opinion on these consolidated financial statements based on our audits. We are a public accounting firm registered with the PCAOB and are required to be independent with respect to the Company in accordance with the U.S. federal securities laws and the applicable rules and regulations of the Securities and Exchange Commission and the PCAOB.

We conducted our audits in accordance with the standards of the PCAOB. Those standards require that we plan and perform the audit to obtain reasonable assurance about whether the consolidated financial statements are free of material misstatement, whether due to error or fraud. Our audits included performing procedures to assess the risks of material misstatement of the consolidated financial statements, whether due to error or fraud, and performing procedures that respond to those risks. Such procedures included examining, on a test basis, evidence regarding the amounts and disclosures in the consolidated financial statements. Our audits also included evaluating the accounting principles used and significant estimates made by management, as well as evaluating the overall presentation of the consolidated financial statements. We believe that our audits provide a reasonable basis for our opinion.

Critical Audit Matter

The critical audit matter communicated below is a matter arising from the current period audit of the consolidated financial statements that was communicated or required to be communicated to the audit committee and that: (1) relates to accounts or disclosures that are material to the consolidated financial statements and (2) involved our especially challenging, subjective, or complex judgments. The communication of a critical audit matter does not alter in any way our opinion on the consolidated financial statements, taken as a whole, and we are not, by communicating the critical audit matter below, providing a separate opinion on the critical audit matter or on the accounts or disclosures to which it relates.

Impairment of Long-Lived Assets

As discussed in Notes 2 and 7 to the consolidated financial statements, the Company reviews its long-lived assets for possible impairment at least annually, or whenever events or changes in circumstances indicate the carrying amount of the assets may not be recoverable. The Company assesses the recoverability of the assets at an asset group level by determining whether the carrying value of such assets can be recovered through projected undiscounted future cash flows over the assets' respective remaining lives. As of September 30, 2024, the Company's long-lived assets included property and equipment, operating lease assets, and finance lease assets of \$178.6 million, \$275.1 million, and \$40.8 million, respectively.

We identified the assessment of the recoverability of long-lived assets associated with certain asset groups, including property and equipment, operating lease assets, and finance lease assets, as a critical audit matter. A high degree of auditor judgment was applied in evaluating certain inputs to the assessment. These inputs included forecasted sales and forecasted operating expenses as a percentage of forecasted sales attributable to individual asset groups, for which there was limited observable market information.

The following are the primary procedures we performed to address this critical audit matter. We evaluated the design and tested the operating effectiveness of certain internal controls related to the Company's process to assess the recoverability of long-lived assets, including controls related to development of the inputs of forecasted sales and forecasted operating expenses as a percentage of forecasted sales. We performed sensitivity analyses to assess the impact of changes in forecasted sales and forecasted operating expenses as a percentage of forecasted sales on the recoverability analysis. We evaluated management's ability to effectively forecast sales and operating expenses as a percentage of sales for certain asset groups by comparing actual results to management's historical forecasts. We evaluated the reasonableness of forecasted sales and forecasted operating expenses as a percentage of forecasted sales for certain asset groups by comparing these inputs to available industry reports, historical financial data, and budgets.

/s/ KPMG LLP

We have served as the Company's auditor since 2010.

Denver, Colorado
December 12, 2024

Report of Independent Registered Public Accounting Firm

To the Stockholders and the Board of Directors
Natural Grocers by Vitamin Cottage, Inc.:

Opinion on Internal Control Over Financial Reporting

We have audited Natural Grocers by Vitamin Cottage, Inc. and subsidiaries' (the Company) internal control over financial reporting as of September 30, 2024, based on criteria established in Internal Control – Integrated Framework (2013) issued by the Committee of Sponsoring Organizations of the Treadway Commission. In our opinion, the Company maintained, in all material respects, effective internal control over financial reporting as of September 30, 2024, based on criteria established in Internal Control – Integrated Framework (2013) issued by the Committee of Sponsoring Organizations of the Treadway Commission.

We also have audited, in accordance with the standards of the Public Company Accounting Oversight Board (United States) (PCAOB), the consolidated balance sheets of the Company as of September 30, 2024 and 2023, the related consolidated statements of income, cash flows, and changes in stockholders' equity for each of the years in the three-year period ended September 30, 2024, and the related notes (collectively, the consolidated financial statements), and our report dated December 12, 2024 expressed an unqualified opinion on those consolidated financial statements.

Basis for Opinion

The Company's management is responsible for maintaining effective internal control over financial reporting and for its assessment of the effectiveness of internal control over financial reporting, included in the accompanying Internal Control Over Financial Reporting. Our responsibility is to express an opinion on the Company's internal control over financial reporting based on our audit. We are a public accounting firm registered with the PCAOB and are required to be independent with respect to the Company in accordance with the U.S. federal securities laws and the applicable rules and regulations of the Securities and Exchange Commission and the PCAOB.

We conducted our audit in accordance with the standards of the PCAOB. Those standards require that we plan and perform the audit to obtain reasonable assurance about whether effective internal control over financial reporting was maintained in all material respects. Our audit of internal control over financial reporting included obtaining an understanding of internal control over financial reporting, assessing the risk that a material weakness exists, and testing and evaluating the design and operating effectiveness of internal control based on the assessed risk. Our audit also included performing such other procedures as we considered necessary in the circumstances. We believe that our audit provides a reasonable basis for our opinion.

Definition and Limitations of Internal Control Over Financial Reporting

A company's internal control over financial reporting is a process designed to provide reasonable assurance regarding the reliability of financial reporting and the preparation of financial statements for external purposes in accordance with generally accepted accounting principles. A company's internal control over financial reporting includes those policies and procedures that (1) pertain to the maintenance of records that, in reasonable detail, accurately and fairly reflect the transactions and dispositions of the assets of the company; (2) provide reasonable assurance that transactions are recorded as necessary to permit preparation of financial statements in accordance with generally accepted accounting principles, and that receipts and expenditures of the company are being made only in accordance with authorizations of management and directors of the company; and (3) provide reasonable assurance regarding prevention or timely detection of unauthorized acquisition, use, or disposition of the company's assets that could have a material effect on the financial statements.

Because of its inherent limitations, internal control over financial reporting may not prevent or detect misstatements. Also, projections of any evaluation of effectiveness to future periods are subject to the risk that controls may become inadequate because of changes in conditions, or that the degree of compliance with the policies or procedures may deteriorate.

/s/ KPMG LLP

Denver, Colorado
December 12, 2024

NATURAL GROCERS BY VITAMIN COTTAGE, INC.
Consolidated Balance Sheets
(Dollars in thousands, except per share data)

	September 30,	
	2024	2023
Assets		
Current assets:		
Cash and cash equivalents	\$ 8,871	18,342
Accounts receivable, net.....	12,610	10,797
Merchandise inventory	120,672	119,260
Prepaid expenses and other current assets	4,905	4,151
Total current assets.....	147,058	152,550
Property and equipment, net.....	178,609	169,060
Other assets:		
Operating lease assets, net	275,111	287,941
Finance lease assets, net.....	40,752	45,110
Other assets.....	458	395
Goodwill and other intangible assets, net	13,488	14,129
Total other assets.....	329,809	347,575
Total assets.....	\$ 655,476	669,185
Liabilities and Stockholders' Equity		
Current liabilities:		
Accounts payable.....	\$ 88,397	80,675
Accrued expenses	35,847	33,064
Term loan, current portion	—	1,750
Operating lease obligations, current portion	35,926	34,850
Finance lease obligations, current portion	3,960	3,690
Total current liabilities	164,130	154,029
Long-term liabilities:		
Term loan, net of current portion.....	—	5,938
Operating lease obligations, net of current portion.....	263,404	276,808
Finance lease obligations, net of current portion	43,217	47,142
Deferred income tax liabilities, net.....	10,471	14,427
Total long-term liabilities.....	317,092	344,315
Total liabilities	481,222	498,344
Commitments (Notes 12 and 19)		
Stockholders' equity:		
Common stock, \$0.001 par value. 50,000,000 shares authorized, 22,888,540 and 22,745,412 shares issued at September 30, 2024 and 2023, respectively, and 22,888,540 and 22,738,915 shares outstanding at September 30, 2024 and 2023, respectively	23	23
Additional paid-in capital	60,327	59,013
Retained earnings.....	113,904	111,871
Common stock in treasury at cost, 6,497 shares at September 30, 2023	—	(66)
Total stockholders' equity.....	174,254	170,841
Total liabilities and stockholders' equity	\$ 655,476	669,185

See accompanying notes to consolidated financial statements.

NATURAL GROCERS BY VITAMIN COTTAGE, INC.
Consolidated Statements of Income
(Dollars in thousands, except per share data)

	Year ended September 30,		
	2024	2023	2022
Net sales	\$ 1,241,585	1,140,568	1,089,625
Cost of goods sold and occupancy costs	876,775	813,637	784,744
Gross profit	364,810	326,931	304,881
Store expenses	277,396	257,282	242,057
Administrative expenses	38,715	35,973	31,562
Pre-opening expenses	1,722	2,007	1,107
Operating income	46,977	31,669	30,155
Interest expense, net	(4,176)	(3,299)	(2,371)
Income before income taxes	42,801	28,370	27,784
Provision for income taxes	(8,866)	(5,127)	(6,419)
Net income	\$ 33,935	23,243	21,365
Net income per share of common stock:			
Basic	\$ 1.49	1.02	0.94
Diluted	\$ 1.47	1.02	0.94
Weighted average number of shares of common stock outstanding:			
Basic	22,774,825	22,725,088	22,666,773
Diluted	23,083,903	22,834,316	22,816,614

See accompanying notes to consolidated financial statements.

NATURAL GROCERS BY VITAMIN COTTAGE, INC.
Consolidated Statements of Cash Flows
(Dollars in thousands)

	Year ended September 30,		
	2024	2023	2022
Operating activities:			
Net income.....	\$ 33,935	23,243	21,365
Adjustments to reconcile net income to net cash provided by operating activities:			
Depreciation and amortization	30,930	28,906	27,906
Loss on impairment of long-lived assets and store closing costs	2,102	1,268	2,920
Loss on disposal of property and equipment.....	10	379	78
Share-based compensation	2,829	1,360	1,186
Deferred income tax (benefit) expense	(3,955)	(1,475)	609
Non-cash interest expense.....	17	19	22
Other	(160)	—	—
Changes in operating assets and liabilities:			
(Increase) decrease in:			
Accounts receivable, net	(1,790)	315	(2,973)
Income tax receivable	252	378	(631)
Merchandise inventory.....	(1,412)	(5,504)	(13,210)
Prepaid expenses and other assets.....	(1,069)	(128)	(1,025)
Operating lease assets	33,446	33,067	31,895
(Decrease) increase in:			
Operating lease liabilities.....	(34,197)	(33,899)	(29,044)
Accounts payable	10,039	10,350	447
Accrued expenses.....	2,783	6,327	148
Net cash provided by operating activities.....	<u>73,760</u>	<u>64,606</u>	<u>39,693</u>
Investing activities:			
Acquisition of property and equipment	(37,541)	(36,568)	(28,038)
Acquisition of other intangibles.....	(1,139)	(1,525)	(3,406)
Proceeds from sale of property and equipment.....	37	107	21
Proceeds from property insurance settlements.....	43	36	280
Net cash used in investing activities.....	<u>(38,600)</u>	<u>(37,950)</u>	<u>(31,143)</u>
Financing activities:			
Borrowings under revolving loans.....	604,200	531,100	129,000
Repayments under revolving loans.....	(604,200)	(531,100)	(129,000)
Repayments under term loan	(7,688)	(8,000)	(8,000)
Finance lease obligation payments	(3,610)	(2,779)	(2,719)
Dividends to shareholders.....	(31,866)	(9,089)	(9,067)
Repurchase of common stock	—	(181)	—
Payments of deferred financing costs	(18)	—	—
Payments on withholding tax for restricted stock unit vesting	(1,449)	(304)	(403)
Net cash used in financing activities	<u>(44,631)</u>	<u>(20,353)</u>	<u>(20,189)</u>
Net (decrease) increase in cash and cash equivalents.....	(9,471)	6,303	(11,639)
Cash and cash equivalents, beginning of year	18,342	12,039	23,678
Cash and cash equivalents, end of year.....	<u>\$ 8,871</u>	<u>18,342</u>	<u>12,039</u>
Supplemental disclosures of cash flow information:			
Cash paid for interest.....	\$ 2,216	1,305	627
Cash paid for interest on financing lease obligations, net of capitalized interest of \$338, \$318 and \$313, respectively.....	1,939	2,002	1,801
Income taxes paid	13,581	5,048	7,012
Supplemental disclosures of non-cash investing and financing activities:			
Acquisition of property and equipment not yet paid.....	\$ 3,679	6,016	6,965
Acquisition of other intangibles not yet paid.....	22	3	12
Property acquired through operating lease obligations.....	22,317	15,274	24,429
Property acquired through finance lease obligations	(45)	5,724	9,625

See accompanying notes to consolidated financial statements.

NATURAL GROCERS BY VITAMIN COTTAGE, INC.
Consolidated Statements of Changes in Stockholders' Equity
Years Ended September 30, 2024, 2023 and 2022
(Dollars in thousands, except per share data)

	Common stock –\$0.001		Additional	Retained	Treasury	Total
	par value					
	Shares	Amount	capital	earnings	stock	equity
	outstanding					
Balances at September 30, 2021.....	22,620,417	\$ 23	\$ 57,289	\$ 85,419	\$ —	\$ 142,731
Net income.....	—	—	—	21,365	—	21,365
Share-based compensation.....	—	—	783	—	—	783
Issuance of common stock.....	69,771	—	—	—	—	—
Cash dividends.....	—	—	—	(9,067)	—	(9,067)
Balances at September 30, 2022.....	22,690,188	23	58,072	97,717	—	155,812
Net income.....	—	—	—	23,243	—	23,243
Share-based compensation.....	—	—	941	—	115	1,056
Issuance of common stock.....	66,725	—	—	—	—	—
Repurchase of common stock.....	(17,998)	—	—	—	(181)	(181)
Cash dividends.....	—	—	—	(9,089)	—	(9,089)
Balances at September 30, 2023.....	22,738,915	23	59,013	111,871	(66)	170,841
Net income.....	—	—	—	33,935	—	33,935
Share-based compensation.....	—	—	1,314	—	66	1,380
Issuance of common stock.....	149,625	—	—	—	—	—
Adoption of accounting standard....	—	—	—	(36)	—	(36)
Cash dividends.....	—	—	—	(31,866)	—	(31,866)
Balances at September 30, 2024.....	<u>22,888,540</u>	<u>\$ 23</u>	<u>\$ 60,327</u>	<u>\$ 113,904</u>	<u>\$ —</u>	<u>\$ 174,254</u>

See accompanying notes to consolidated financial statements.

NATURAL GROCERS BY VITAMIN COTTAGE, INC.
Notes to Consolidated Financial Statements
September 30, 2024 and 2023

1. Organization

Nature of Business

Natural Grocers by Vitamin Cottage, Inc. (Natural Grocers or the holding company) and its consolidated subsidiaries (collectively, the Company) operate retail stores that specialize in natural and organic groceries, dietary supplements and body care products. The Company operated 169 retail stores as of September 30, 2024, including 46 stores in Colorado, 23 in Texas, 14 in Oregon, 12 in Arizona, eight in each of Kansas and Utah, seven in Missouri, six in each of Idaho, Iowa, New Mexico and Oklahoma, five in Washington, four in each of Montana and Nevada, three in each of Arkansas, Nebraska and North Dakota, two in Wyoming, and one in each of Louisiana, Minnesota, and South Dakota. The Company also has a bulk food repackaging facility and distribution center in Golden, Colorado. The Company had 165 stores as of September 30, 2023.

2. Basis of Presentation and Summary of Significant Accounting Policies

Principles of Consolidation

The accompanying consolidated financial statements include all the accounts of the holding company's wholly owned subsidiaries, Vitamin Cottage Natural Food Markets, Inc. (the operating company) and Vitamin Cottage Two Ltd. Liability Company (VC2). All significant intercompany balances and transactions have been eliminated in consolidation.

Use of Estimates

The preparation of financial statements in conformity with GAAP requires management to make estimates and assumptions that affect the reported amounts of assets and liabilities, the disclosure of contingent assets and liabilities at the date of the financial statements, and the reported amounts of revenues and expenses during the reporting period. Management reviews its estimates on an ongoing basis, including those related to valuation of inventories, useful lives of long-lived assets for depreciation and amortization, impairment of goodwill, indefinite-lived intangible assets, and long-lived assets, lease assumptions, allowances for self-insurance reserves, deferred tax assets and liabilities, and litigation based on currently available information. Changes in facts and circumstances may result in revised estimates and actual results could differ from those estimates.

Segment Information

The Company has a single reporting segment: natural and organic retail stores.

Other Comprehensive Income

The Company has no other comprehensive income.

Cash and Cash Equivalents

Cash and cash equivalents include currency on hand, demand deposits with banks, money market funds, and credit and debit card transactions that typically settle within three business days. The Company considers all highly liquid investments with a remaining maturity of 90 days or less when acquired to be cash equivalents.

Accounts Receivable, Net

Accounts receivable consists primarily of receivables from vendors for certain promotional programs, magazine advertising and other miscellaneous receivables and are presented net of any allowances for credit losses. Accounts receivable also includes receivables from landlords for tenant improvement allowances. Vendor receivable balances are generally presented on a gross basis separate from any related payable due. Allowance for credit losses is calculated based on historical experience, current conditions, and reasonable and supportable forecasts about the future. Allowance for credit losses totaled \$0.2 million as of September 30, 2024 and 2023.

Concentration of Credit Risk

Financial instruments that potentially subject the Company to a concentration of credit risk consist primarily of investments in cash and cash equivalents. The Company's cash and cash equivalent account balances, which are held in major financial institutions, exceeded the Federal Deposit Insurance Corporation's federally insured limits by approximately \$7.7 million as of September 30, 2024.

Vendor Concentration

For each of the years ended September 30, 2024 and 2023, purchases from the Company's largest vendor and its subsidiaries represented approximately 68% of all product purchases made during such periods. However, the Company believes that, if necessary, alternate vendors could supply similar products in adequate quantities to avoid material disruptions to operations.

Merchandise Inventory

Merchandise inventory consists of goods held for sale. The cost of inventory includes certain costs associated with the preparation of inventory for sale, including inventory overhead costs. Merchandise inventory is carried at the lower of cost or net realizable value. Cost is determined using the weighted average cost method.

Property and Equipment, Net

Depreciable property and equipment assets, which primarily consist of leasehold and building improvements, fixtures and equipment, and buildings, are stated at historical cost less accumulated depreciation. Depreciation is provided using the straight-line method over the useful life of the relevant asset. For land improvements and leasehold and building improvements, depreciation is recorded over the shorter of the assets' useful lives or related lease terms. Maintenance and repairs that neither add to the value of the property nor appreciably prolong its life are charged to expense as incurred. Gains and losses on disposition of property and equipment are included in store expenses in the year of disposition, and primarily relate to store relocations and closures.

The Company capitalizes certain costs, including internal staff compensation and interest, if applicable, as part of the historical costs of buildings and leasehold and building improvements.

Definite-Lived Intangibles and Other Assets

Intangible assets with finite lives, principally internal-use software, are amortized on a straight-line basis over their estimated useful lives. The Company evaluates the reasonableness of the useful lives of these intangibles at least annually. Other assets subject to amortization, primarily implementation costs for software hosting arrangements, are amortized on a straight-line basis over the expected remaining term of the related software hosting arrangement. The Company capitalizes certain costs, including internal staff compensation and interest, if applicable, incurred with implementing, developing and/or obtaining internal-use software and implementing software hosting arrangements. Any costs that do not meet capitalization criteria are expensed as incurred.

Impairment of Long-Lived Assets

The Company assesses its long-lived assets, principally property and equipment, lease assets, and intangible and other assets subject to amortization, for possible impairment at least annually, or whenever events or changes in circumstances indicate the carrying amount of an asset may not be recoverable. These events or changes primarily include a significant change in current period performance combined with a history of losses and a projection of continuing losses, or a decision to close or relocate a store. The Company assesses the recoverability of the property and equipment and lease assets at the individual store level, and the intangible and other assets at the consolidated entity level. If the carrying value of such assets over their respective remaining lives is not recoverable through projected undiscounted future cash flows, impairment is recognized for any excess of the carrying value over the estimated fair value of the asset group. The fair value of the asset group is estimated based on either: (i) discounted future cash flows; (ii) an appropriate third-party market appraisal; or (iii) other valuation technique. In performing these analyses, the Company considers factors such as historic and forecasted operating results, trends and future prospects, current market values, significant industry trends, and other economic and regulatory factors. For the years ended September 30, 2024, 2023 and 2022, the Company recorded impairment charges related to long-lived assets of \$2.2 million, \$1.3 million and \$2.9 million, respectively.

Goodwill and Indefinite-Lived Intangible Assets

Goodwill and indefinite-lived intangibles, primarily consisting of trademarks, are not amortized; rather, they are tested for impairment on an annual basis during the fourth fiscal quarter, or more frequently if events or changes in circumstances indicate that it is more likely than not that the asset is impaired. In performing the Company's analysis of goodwill, the Company first evaluates qualitative factors, including relevant events and circumstances, to determine whether it is more likely than not that the fair value of a reporting unit is less than its carrying amount. An impairment charge for the amount by which the carrying amount exceeds the reporting unit's fair value should be recognized; however, the loss recognized should not exceed the total amount of goodwill allocated to that reporting unit. The Company has determined that its business, for purposes of impairment evaluation for goodwill and indefinite-lived intangible assets, consists of a single reporting unit. As of September 30, 2024, the Company has recorded no impairment charges related to goodwill or indefinite-lived intangibles.

Deferred Financing Costs

Certain costs incurred with borrowings or establishment of credit facilities are deferred. These costs are amortized over the life of the credit facility using the straight-line method.

Leases

The Company leases retail stores, a bulk food repackaging facility and distribution center, and administrative offices under long-term operating or finance leases. These leases include scheduled increases in minimum rents and renewal provisions at the option of the Company. The lease term for accounting purposes commences with the date the Company takes possession of the space and ends on the later of the primary lease term or the expiration of any renewal periods that are deemed to be reasonably certain. The Company recognizes a lease asset and corresponding lease liability for all leases with terms greater than 12 months, with the recognition, measurement, and presentation of lease expenses dependent on whether the lease is classified as an operating or finance lease.

Operating Leases

Operating lease liabilities represent the present value of lease payments not yet paid. Operating lease assets represent the Company's right to use an underlying asset and are based upon the operating lease liabilities adjusted for prepayments or accrued lease payments, initial direct costs, lease incentives and impairment of operating lease assets. The rent payment pursuant to the lease agreement is recorded as a reduction of the operating lease liability and lease asset and as single lease expense over the remaining term of the applicable lease.

Finance Leases

Finance lease liabilities represent the present value of lease payments not yet paid. Finance lease assets represent the Company's right to use an underlying asset and are based upon the lease liabilities adjusted for prepayments or accrued lease payments, initial direct costs, lease incentives and impairment of finance lease assets. The Company does not record single lease expense for the rental payments under finance leases, but rather payments under the finance lease obligations are recognized as a reduction of the finance lease obligation and as interest expense over the remaining term of the lease. The lease asset is depreciated on a straight-line basis over the remaining term of the applicable lease.

Self-Insurance

The Company is self-insured for certain losses, liabilities and employee benefit costs. Stop-loss coverages or deductibles mitigate the Company's exposure to any significant level of claims. Self-insured losses are accrued based upon the Company's estimates of the aggregate claims incurred but not reported using analyses of actual claims, historical claims experience and other actuarial assumptions. The estimated accruals for these liabilities could be significantly affected if future occurrences and claims differ from the Company's assumptions.

Revenue Recognition

Revenue is recognized at the point of sale, net of in-house coupons, discounts and returns. Sales taxes are not included in sales. The Company charges sales tax on all taxable customer purchases and remits these taxes monthly to the appropriate taxing jurisdiction. The Company records a contract liability within accrued expenses when it sells the Company's gift cards and records a sale when a customer redeems the gift card.

Cost of Goods Sold and Occupancy Costs

Cost of goods sold and occupancy costs includes the cost of inventory sold during the period net of discounts and allowances, as well as, distribution, shipping and handling costs, store occupancy costs and costs of the bulk food repackaging facility and distribution center. The amount shown is net of various rebates from third-party vendors in the form of quantity discounts and payments. Vendor consideration associated with product discounts is recorded as a reduction in the cost of the product. Store occupancy costs include operating lease expense, common area maintenance and real estate taxes. Store occupancy costs do not include any lease expense amounts for the store leases classified as finance leases.

Store Expenses

Store expenses consist of store-level expenses such as salaries, benefits and share-based compensation, supplies, utilities, depreciation (including depreciation for lease assets related to finance leases), gain or loss on disposal of assets, long-lived asset impairment charges, store closing costs, and other related expenses associated with operations support. Store expenses also include purchasing support services and advertising and marketing costs.

Administrative Expenses

Administrative expenses consist of salaries, benefits and share-based compensation, rent and other occupancy costs, depreciation, office supplies, hardware and software expenses, professional services expenses, and other general and administrative expenses.

Pre-Opening Expenses

Costs associated with the opening of new stores or relocating/remodeling existing stores are expensed as incurred.

Advertising and Marketing

Advertising and marketing costs are expensed as incurred and are included in store expenses and pre-opening expenses in the consolidated statements of income. Total advertising and marketing expenses for the years ended September 30, 2024, 2023 and 2022 were \$7.9 million, \$6.9 million and \$6.2 million, respectively, net of vendor reimbursements of \$7.9 million, \$7.1 million and \$6.3 million for the years ended September 30, 2024, 2023 and 2022, respectively.

Share-Based Compensation

The Company adopted the 2012 Omnibus Incentive Plan in connection with its initial public offering on July 25, 2012. Restricted stock units are granted at the market price of the Company's common stock on the date of grant and expensed over the applicable vesting period.

The excess tax benefits for recognized compensation costs are reported as a credit to income tax expense and as operating cash flows when such excess tax benefits are realized by a reduction to current taxes payable.

Income Taxes

The Company accounts for income taxes using the asset and liability method. This method requires recognition of deferred tax assets and liabilities for expected future tax consequences of temporary differences that currently exist between the tax basis and financial reporting basis of the Company's assets and liabilities. Deferred tax assets and liabilities are measured using enacted tax rates in the respective jurisdictions in which the Company operates.

The Company considers the need to establish valuation allowances to reduce deferred income tax assets to the amounts the Company believes are more likely than not to be recovered.

The Company recognizes the effect of income tax positions only if those positions are more likely than not of being sustained. Recognized income tax positions are measured at the largest amount that is greater than 50% likely of being realized. Changes in recognition or measurement are reflected in the period in which the change in judgment occurs. Although the Company believes that its estimates are reasonable, actual results could differ from these estimates. In addition, the Company is subject to periodic audits and examinations by the Internal Revenue Service (IRS) and other state and local taxing authorities.

Any interest or penalties incurred related to income taxes are expensed as incurred and treated as permanent differences for tax purposes.

Recently Adopted Accounting Pronouncements

In June 2016, the Financial Accounting Standards Board (FASB) issued Accounting Standards Update (ASU) 2016-13, “Financial Instruments - Credit Losses,” Accounting Standards Codification (ASC) Topic 326, “Measurement of Credit Losses on Financial Instruments” (ASU 2016-13), subsequently amended by various standard updates. ASU 2016-13 replaces the incurred loss impairment methodology in current GAAP with a methodology that reflects expected credit losses and requires consideration of a broader range of reasonable and supportable information when determining credit loss estimates. ASU 2016-13 also requires financial assets to be measured net of expected credit losses at the time of initial recognition. ASU 2019-10, issued in November 2019, delayed the effective date of ASU 2016-13 for smaller reporting companies such as the Company. The Company adopted ASU 2016-13 effective October 1, 2023 by recognizing the cumulative effect of initially applying the new credit loss standard as an adjustment to the opening balance of retained earnings. The adoption of this ASU did not have a material impact on the Company’s consolidated financial statements for the year ended September 30, 2024.

In March 2020, the FASB issued ASU 2020-04, “Reference Rate Reform,” Topic 848, “Facilitation of the Effects of Reference Rate Reform on Financial Reporting” (ASU 2020-04), which was subsequently amended by a standard update in December 2022. The new guidance provides optional expedients and exceptions for applying GAAP to contracts, hedging relationships and other transactions affected by reference rate reform if certain criteria are met. The guidance applies only to contracts, hedging relationships and other transactions that reference the London Interbank Offered Rate (LIBOR) or another reference rate expected to be discontinued because of reference rate reform. As amended, the guidance only applies to modifications made prior to December 31, 2024. On December 15, 2022, the Company amended the Credit Facility (as defined in Note 11 below) to, among other things, replace the LIBOR-based interest rate benchmark provisions with interest rate benchmark provisions based on the Secured Overnight Financing Rate (SOFR). The Company elected to apply ASU 2020-04’s amendments for contract modifications during the first quarter of the year ending September 30, 2023. The adoption of this ASU did not have a material impact on the Company’s consolidated financial statements for the year ended September 30, 2023.

In December 2019, the FASB issued ASU 2019-12, “Income Taxes,” Topic 740, “Simplifying the Accounting for Income Taxes” (ASU 2019-12). The new guidance simplified the accounting for income taxes by removing certain exceptions to the general principles and also simplified areas such as franchise taxes, step-up in tax basis goodwill, separate entity financial statements, and interim recognition of enactment of tax laws or rate changes. The provisions of ASU 2019-12 were effective for the Company’s first quarter of the year ended September 30, 2022. The adoption of this ASU did not have an impact on the Company’s consolidated financial statements for the year ended September 30, 2022.

Recent Accounting Pronouncements

In March 2023, the FASB issued ASU 2023-01, “Common Control Arrangements,” ASC Topic 842, “Leases” (ASU 2023-01). Issue 1, Terms and Conditions to Be Considered, of ASU 2023-01 is not applicable to public entities. Issue 2, Accounting for Leasehold Improvements, of ASU 2023-01 requires leasehold improvements associated with common control leases to be amortized over the useful life of the improvements and certain disclosures when the useful life of leasehold improvements to the common control group exceeds the related lease term. The provisions of ASU 2023-01, Issue 2, will be effective for the Company’s first quarter of the year ending September 30, 2025. The Company expects that these provisions will not have an impact on its consolidated financial statements upon adoption.

In November 2023, the FASB issued ASU 2023-07, “Improvements to Reportable Segment Disclosures,” ASC Topic 280, “Segment Reporting” (ASU 2023-07). The ASU 2023-07 provisions require enhanced disclosures primarily about significant segment expenses. In addition, the provisions enhance interim disclosure requirements, clarify circumstances in which an entity can disclose multiple segment measures of profit or loss, provide new segment disclosure requirements for entities with a single reportable segment, and contain other disclosure requirements. The provisions of ASU 2023-07 will be effective for the Company’s year ending September 30, 2025. Early adoption is permitted. The Company expects that the adoption of these provisions will have an impact on its single segment disclosures.

In December 2023, the FASB issued ASU 2023-09, “Improvements to Income Tax Disclosures,” ASC Topic 740, “Income Taxes” (ASU 2023-09). The ASU 2023-09 provisions require entities, on an annual basis, to disclose specific categories in the rate reconciliation and provide additional information for reconciling items equal to or greater than 5% of the statutory income tax rate amount. ASU 2023-09 also requires that entities disclose on an annual basis information about the amount of income taxes paid disaggregated by federal, state, and foreign taxes and disaggregated by individual jurisdictions in which income taxes paid is equal to or greater than 5% of total income taxes paid. In addition, ASU 2023-09 eliminates some disclosures relating to estimates of the change in unrecognized tax benefits reasonably possible within 12 months. The provisions of ASU 2023-09 will be effective for the Company’s year ending September 30, 2026. Early adoption is permitted. The Company is currently evaluating the impact that the adoption of these provisions will have on its consolidated financial statements.

In November 2024, the FASB issued ASU 2024-03, “Disaggregation of Income Statement Expenses,” ASC Subtopic 220-40, “Income Statement – Reporting Comprehensive Income – Expense Disaggregation Disclosures” (ASU 2024-03). The ASU 2024-03 provisions require entities, on both an interim and annual basis, to disclose the amounts of purchases of inventory, employee compensation, depreciation and intangible asset amortization included in each relevant expense caption of the entity’s income statement, and disclose a qualitative description of the amounts remaining in the relevant expense captions that are not separately disaggregated quantitatively. In addition, ASU 2024-03 requires the disclosure of the total amount of selling expenses and certain other items. The provisions of ASU 2024-03 will be effective for the Company’s year ending September 30, 2028. Early adoption is permitted. The Company is currently evaluating the impact that the adoption of these provisions will have on its consolidated financial statements.

No other new accounting pronouncements issued or effective prior to the filing of this Form 10-K had, or are expected to have, a material impact on the Company’s consolidated financial statements.

3. Revenue Recognition

The nature of the goods the Company transfers to customers at the point of sale consists of merchandise purchased for resale. In these transactions, the Company acts as a principal and recognizes revenue (net sales) from the sale of goods when control of the promised goods is transferred to the customer. Control refers to the ability of the customer to direct the use of, and obtain substantially all the remaining benefits from, the transferred goods.

The Company’s performance obligations are satisfied upon the transfer of goods to the customer (at the point of sale), and payment from the customer is also due at that time. Transaction prices are considered fixed. Discounts provided to customers at the point of sale are recognized as a reduction in revenue as the goods are sold. Revenue excludes sales and usage-based taxes collected.

Proceeds from the sale of the Company’s gift cards are recorded as a liability at the time of sale and recognized as revenue when the gift cards are redeemed by the customer and the performance obligation is satisfied by the Company.

As of September 30, 2024 and 2023, the balance of contract liabilities related to unredeemed gift cards was \$1.5 million. Revenue for the year ended September 30, 2024 includes \$0.6 million that was included in the contract liability balance of unredeemed gift cards at September 30, 2023.

Rewards program points are accrued as deferred revenue at the retail value per point, net of estimated breakage based on historical redemption rates experienced within the rewards program. Rewards points are forfeited at the end of each calendar year.

The following table disaggregates the Company’s revenue by product category for the years ended September 30, 2024, 2023 and 2022, dollars in thousands and as a percentage of net sales:

	Year ended September 30,					
	2024		2023		2022	
Grocery.....	\$ 878,263	71%	796,241	70	759,328	70
Dietary supplements.....	243,953	20	235,714	21	227,220	21
Body care, pet care and other.....	119,369	9	108,613	9	103,077	9
	<u>\$ 1,241,585</u>	<u>100%</u>	<u>1,140,568</u>	<u>100</u>	<u>1,089,625</u>	<u>100</u>

4. Earnings Per Share

Basic earnings per share (EPS) is computed by dividing net income by the weighted average number of shares of common stock outstanding during the period. Diluted EPS is computed using the treasury stock method and reflects the potential dilution that could occur if the Company’s granted but unvested restricted stock units were to vest, resulting in the issuance of common stock that would then share in the earnings of the Company.

The following table presents the Company's basic and diluted EPS for the years ended September 30, 2024, 2023 and 2022, dollars in thousands, except per share data:

	Year ended September 30,		
	2024	2023	2022
Net income	\$ 33,935	23,243	21,365
Weighted average number of shares of common stock outstanding	22,774,825	22,725,088	22,666,773
Effect of dilutive securities	309,078	109,228	149,841
Weighted average number of shares of common stock outstanding including the effect of dilutive securities.....	23,083,903	22,834,316	22,816,614
Basic earnings per share.....	\$ 1.49	1.02	0.94
Diluted earnings per share.....	\$ 1.47	1.02	0.94

There were 27,944, 62,752 and 43,542 non-vested restricted stock units for the years ended September 30, 2024, 2023 and 2022, respectively, excluded from the calculation of diluted EPS as they are antidilutive.

5. Fair Value Measurements

The Company records its financial assets and liabilities at fair value in accordance with the framework for measuring fair value. The framework establishes a fair value hierarchy that distinguishes between assumptions based on market data (observable inputs) and market participant's assumptions (unobservable inputs). Non-financial assets, such as goodwill, indefinite-lived intangibles and long-lived assets, are accounted for at fair value on a non-recurring basis. These items are tested for impairment on the occurrence of a triggering event or, in the case of goodwill and indefinite-lived intangibles, at least on an annual basis.

During fiscal year 2024, long-lived assets with an aggregate carrying value of \$6.1 million were written down to their fair value of \$3.9 million, resulting in asset impairment charges of \$2.2 million. During fiscal year 2023, long-lived assets with an aggregate carrying value of \$5.9 million were written down to their fair value of \$4.6 million, resulting in asset impairment charges of \$1.3 million. During fiscal year 2022, long-lived assets with an aggregate carrying value of \$7.4 million were written down to their fair value of \$4.5 million, resulting in asset impairment charges of \$2.9 million. The carrying amounts of the Company's financial assets and liabilities, including cash and cash equivalents, accounts receivable, accounts payable and other accrued expenses, approximate fair value because of the short maturity of those assets and liabilities.

6. Property and Equipment

The Company had the following property and equipment balances as of September 30, 2024 and 2023, dollars in thousands:

	Useful lives (in years)	As of September 30,	
		2024	2023
Construction in process.....	n/a	\$ 5,758	15,221
Land	n/a	6,746	6,746
Buildings	16 – 40	60,556	46,412
Land improvements.....	1 – 24	2,324	2,112
Leasehold and building improvements	1 – 25	185,045	173,407
Fixtures and equipment.....	5 – 7	167,060	157,710
Computer hardware and software	3 – 5	30,622	27,080
		458,111	428,688
Less accumulated depreciation and amortization.....		(279,502)	(259,628)
Property and equipment, net.....		\$ 178,609	169,060

Total costs capitalized for qualifying construction projects of leasehold and building improvements included \$0.4 million, \$0.5 million and \$0.4 million for the years ended September 30, 2024, 2023 and 2022, respectively, related to internal staff compensation. Depreciation expense related to capitalized internal staff compensation was \$0.7 million, \$0.7 million and \$0.6 million for the years ended September 30, 2024, 2023 and 2022, respectively. Capitalized interest costs were \$0.3 million for each of the years ended September 30, 2024, 2023 and 2022.

Depreciation and amortization expense for the years ended September 30, 2024, 2023 and 2022 is summarized as follows, dollars in thousands:

	Year ended September 30,		
	2024	2023	2022
Depreciation and amortization expense included in cost of goods sold and occupancy costs	\$ 737	1,083	1,029
Depreciation and amortization expense included in store expenses.....	28,341	25,770	25,257
Depreciation and amortization expense included in administrative expenses	1,667	1,607	1,410
Depreciation and amortization expense included in pre-opening expenses.....	185	446	210
Total depreciation and amortization expenses.....	<u>\$ 30,930</u>	<u>28,906</u>	<u>27,906</u>

7. Impairment of Long-Lived Assets

Long-lived assets, such as property and equipment, lease assets, and intangible and other assets subject to amortization, are reviewed for impairment annually or whenever events or changes in circumstances indicate that the carrying amount of the assets may not be recoverable. The Company assesses the recoverability of the property and equipment and lease assets at the individual store level, and the intangible and other assets subject to amortization at the consolidated entity level. If the carrying value of such assets over their respective remaining lives is not recoverable through projected undiscounted future cash flows, the Company measures the amount of impairment based on either: (i) discounted future cash flows; (ii) an appropriate third-party market appraisal; or (iii) other valuation technique. In performing these analyses, the Company considers factors such as historic and forecasted operating results, trends and future prospects, current market values, significant industry trends, and other economic and regulatory factors.

As of September 30, 2024 and 2023, the Company had property and equipment assets of \$178.6 million and \$169.1 million, respectively, operating lease assets of \$275.1 million and \$287.9 million, respectively, finance lease assets of \$40.8 million and \$45.1 million, respectively, intangible assets subject to amortization of \$7.9 million and \$8.5 million, respectively, and other assets subject to amortization of \$0.2 million and none, respectively. In fiscal years 2024, 2023 and 2022, the Company concluded, as a result of its review for potential long-lived asset impairments, that certain long-lived assets were impaired. The Company recorded impairments of \$2.2 million, \$1.3 million and \$2.9 million for the years ended September 30, 2024, 2023 and 2022, respectively.

8. Other Assets

Other assets as of September 30, 2024 and 2023, are summarized as follows, dollars in thousands:

	Useful lives (in years)	As of September 30,	
		2024	2023
Amortizable other assets:			
Implementation costs for software hosting arrangement....	4	\$ 171	—
Less accumulated amortization		(—)	(—)
Amortizable other assets, net		171	—
Deposits	n/a	158	186
Deferred sublease rents	n/a	127	207
Other	n/a	2	2
Total other assets		<u>\$ 458</u>	<u>395</u>

9. Goodwill and Other Intangible Assets

Goodwill and other intangible assets as of September 30, 2024 and 2023, are summarized as follows, dollars in thousands:

	Useful lives (in years)	As of September 30,	
		2024	2023
Amortizable intangible assets:			
Other intangibles	0.5 - 7	\$ 14,866	13,207
Less accumulated amortization		(7,034)	(5,326)
Amortizable intangible assets, net		7,832	7,881
Other intangibles in process		50	643
Trademarks	Indefinite	389	389
Deferred financing costs, net.....	3 - 8	19	18
Total other intangibles, net		8,290	8,931
Goodwill	Indefinite	5,198	5,198
Total goodwill and other intangibles, net.....		\$ 13,488	14,129

Amortization expense was \$1.7 million, \$1.5 million and \$0.7 million for the years ended September 30, 2024, 2023 and 2022, respectively.

Future aggregate amortization expense associated with intangible assets for the fiscal years subsequent to 2024 is estimated to be approximately as follows, dollars in thousands:

Fiscal year	Amortization expense
2025	\$ 1,857
2026	1,755
2027	1,597
2028	1,406
2029	1,270
Thereafter	16
Total amortization expense	\$ 7,901

Capitalized costs for internal-use software implementation and development were \$1.1 million, \$1.1 million and \$3.1 million for the years ended September 30, 2024, 2023 and 2022, respectively, primarily due to capitalization of costs incurred related to external consultants.

10. Accrued Expenses

The composition of accrued expenses as of September 30, 2024 and 2023 is summarized as follows, dollars in thousands:

	As of September 30,	
	2024	2023
Payroll and employee-related expenses	\$ 21,874	17,719
Accrued property, sales and use tax payable.....	9,607	9,844
Accrued marketing expenses	413	466
Deferred revenue.....	1,895	1,866
Other	2,058	3,169
Total accrued expenses.....	\$ 35,847	33,064

11. Debt

Credit Facility

The Company is party to a credit facility originally entered into on January 28, 2016, as subsequently amended, consisting of a revolving loan facility and, prior to its repayment in September 2024, a \$35.0 million term loan (the Term Loan and, collectively, the Credit Facility). As of September 30, 2024, the Company had fully repaid all remaining amounts outstanding under the Term Loan. The operating company is the borrower under the Credit Facility and its obligations under the Credit Facility are guaranteed by the holding company and VC2. The Credit Facility is secured by a lien on substantially all of the Company's assets. At September 30, 2024, the revolving commitment amount under the Credit Facility was \$75.0 million, including a \$5.0 million sublimit for standby letters of credit. The Company has the right to borrow, prepay and re-borrow revolving amounts under the Credit Facility at any time prior to the maturity date without premium or penalty. The revolving commitments under the Credit Facility mature on November 16, 2028. Base rate loans under the Credit Facility bear interest at a fluctuating base rate, as determined by the lenders' administrative agent based on the most recent compliance certificate of the operating company and stated at the highest of: (i) the federal funds rate plus 0.50%; (ii) the prime rate; and (iii) Term SOFR plus 1.00%, subject to the applicable interest rate floor, less the lender spread based upon the Company's consolidated leverage ratio. Term SOFR borrowings under the Credit Facility bear interest based on Term SOFR for the interest period plus the lender spread based upon the Company's consolidated leverage ratio. The unused commitment fee is based upon the Company's consolidated leverage ratio.

The Credit Facility requires compliance with certain customary operational and financial covenants, including a consolidated leverage ratio. The Credit Facility also contains certain other customary limitations on the Company's ability to incur additional debt, guarantee other obligations, grant liens on assets and make investments or acquisitions, among other limitations. Additionally, the Credit Facility prohibits the payment of cash dividends to the holding company from the operating company without the administrative agent's consent, provided that so long as no default or event of default exists or would arise as a result thereof, the operating company may pay cash dividends to the holding company in an amount sufficient to allow the holding company to: (i) pay various audit, accounting, tax, securities, indemnification, reimbursement, insurance and other reasonable expenses incurred in the ordinary course of business and (ii) repurchase shares of common stock and pay dividends on the Company's common stock in an aggregate amount not to exceed \$15.0 million during any fiscal year.

On November 16, 2023, the Company amended the Credit Facility to: (i) increase its aggregate revolving commitments from \$50.0 million to \$75.0 million; (ii) extend the maturity date of the revolving commitments under the Credit Facility to November 16, 2028; (iii) permit payment of a one-time cash dividend of up to \$25.0 million by no later than December 31, 2023; and (iv) increase the Company's restricted payment capacity by \$2.5 million, allowing the Company to repurchase shares of common stock and pay dividends on its common stock in an aggregate amount not to exceed \$15.0 million during any fiscal year. The aggregate revolving commitment amount will be automatically and permanently reduced by \$2.5 million on each anniversary date until the Credit Facility matures on November 16, 2028, unless the Company has previously exercised its option to reduce the aggregate revolving commitments to a lower amount.

The Company had no revolving loan amounts outstanding under the Credit Facility as of September 30, 2024 and 2023. The Company had no amounts and \$7.7 million outstanding under the Term Loan as of September 30, 2024 and 2023, respectively. The Company had undrawn, issued and outstanding letters of credit of \$2.2 million and \$1.5 million as of September 30, 2024 and 2023, respectively, which were reserved against the amount available for borrowing under the terms of the Credit Facility. The Company had \$72.8 million and \$48.5 million available for borrowing under the Credit Facility as of September 30, 2024 and 2023, respectively.

As of September 30, 2024 and 2023, the Company was in compliance with all covenants under the Credit Facility.

Lease Obligations

The Company had 24 leases that were classified as finance leases as of September 30, 2024 and 2023. No rent expense is recorded for these finance leases; rather, rental payments under such leases are recognized as a reduction of the lease obligation and as interest expense. The interest rate on finance lease obligations is determined at the commencement of the lease.

Interest

The Company incurred gross interest expense of \$4.5 million, \$3.6 million and \$2.7 million for the years ended September 30, 2024, 2023 and 2022, respectively. Interest expense relates primarily to interest on finance lease obligations and the Credit Facility. The Company capitalized interest of \$0.3 million for each of the years ended September 30, 2024, 2023 and 2022.

12. Leases

The Company leases most of its stores, a bulk food repackaging facility and distribution center and its administrative offices. The Company determines if an arrangement is a lease or contains a lease at inception. Lease terms generally range from 10 to 25 years, with scheduled increases in minimum rent payments.

Operating and finance lease liabilities represent the present value of lease payments not yet paid. Operating and finance lease assets represent the Company's right to use an underlying asset and are based upon the operating and finance lease liabilities adjusted for prepayments or accrued lease payments, initial direct costs, lease incentives and impairment of operating and finance lease assets.

Most leases include one or more options to renew, with renewal terms normally expressed in periods of five-to-ten year increments. The exercise of lease renewal options is at the Company's sole discretion. The lease term includes the initial contractual term as well as any options to extend the lease when it is reasonably certain that the Company will exercise that option.

Variable payments related to pass-through costs for maintenance, taxes and insurance or adjustments based on an index such as Consumer Price Index are not included in the measurement of the lease liability or asset and are expensed as incurred.

Since the rate implicit in the Company's lease agreements is typically not determinable, the Company uses an estimated incremental borrowing rate, which is derived from third-party lenders, to determine the present value of lease payments. The Company uses other observable market data to evaluate the appropriateness of the rate derived from the lenders. The estimated incremental borrowing rate is based on the borrowing rate for a secured loan with a term similar to the expected term of the lease.

Leases are recorded at the commencement date (the date the underlying asset becomes available for use) for the present value of lease payments, less tenant improvement allowances received or receivable. Leases with a term of 12 months or less (short-term leases) are not presented on the balance sheet. The Company has elected to account for the lease and non-lease components as a single lease component for all current classes of leases.

The Company's lease agreements do not contain any material residual value guarantees or material restrictive covenants.

The Company subleases certain real estate or portions thereof to third parties. Such subleases have all been classified as operating leases. Remaining sublease terms extend through fiscal year 2034. Although some sublease arrangements provide renewal options, the exercise of sublease renewal options is at the sole discretion of the subtenant. The Company recognizes sublease income on a straight-line basis.

The Company has four operating leases with Chalet Properties, LLC (Chalet), one operating lease with the Isely Family Land Trust LLC (Land Trust) and one operating lease with FTVC, LLC (FTVC), each of which is a related party (see Note 15). The leases began at various times, with the earliest commencing in November 1999, continue for various terms through May 2042 and include various options to renew. The terms and rental rates of these leases have been approved by our audit committee in accordance with our related party transaction policy. As of September 30, 2024, these leases accounted for \$7.6 million of operating lease assets and \$7.7 million of operating lease liabilities, of which \$0.9 million was current, and are included in the disclosures below. Lease expense is recognized on a straight-line basis and was \$1.2 million, \$1.2 million and \$1.3 million for the years ended September 30, 2024, 2023 and 2022, respectively.

The components of total lease cost for the years ended September 30, 2024, 2023 and 2022 were as follows, dollars in thousands:

Lease cost	Classification	Year ended September 30,		
		2024	2023	2022
Operating lease cost:				
	Cost of goods sold and occupancy costs.....	\$ 43,958	43,913	42,979
	Store expenses	461	319	337
	Administrative expenses.....	402	327	309
	Pre-opening expenses	420	269	275
Finance lease cost:				
Depreciation of lease assets ...	Store expenses	4,128	3,746	3,832
	Pre-opening expenses	185	446	210
Interest on lease liabilities	Interest expense, net	2,052	1,837	1,896
	Pre-opening expenses	225	482	218
Short-term lease cost	Store expenses	3,333	3,071	2,900
Variable lease cost.....	Cost of goods sold and occupancy costs ⁽¹⁾	6,658	6,429	5,851
Sublease income	Store expenses	(308)	(323)	(302)
Total lease cost		<u>\$ 61,514</u>	<u>60,516</u>	<u>58,505</u>

⁽¹⁾ Immaterial balances related to corporate headquarters and distribution center are included in administrative expenses and store expenses, respectively.

Additional information related to the Company's leases for the years ended September 30, 2024, 2023 and 2022 was as follows, dollars in thousands:

	Year ended September 30,		
	2024	2023	2022
Cash paid for amounts included in the measurement of lease liabilities:			
Operating cash flows from operating leases	\$ 45,992	45,661	41,050
Operating cash flows from finance leases	2,277	2,320	2,114
Financing cash flows from finance leases	3,610	2,779	2,719
Lease assets obtained in exchange for new lease liabilities:			
Operating leases.....	22,317	15,274	24,429
Finance leases.....	(45)	5,724	9,625

Additional information related to the Company's leases as of September 30, 2024 and 2023 was as follows:

	As of September 30,	
	2024	2023
Weighted-average remaining lease term (in years):		
Operating leases.....	9.9	10.3
Finance leases.....	13.6	14.2
Weighted-average discount rate:		
Operating leases.....	4.1%	3.8
Finance leases.....	4.8%	4.9

During the years ended September 30, 2024 and 2023, the Company paid \$0.3 million and \$0.2 million in lease termination costs, respectively, to early terminate the leases associated with stores that closed in prior fiscal years. As a result of these lease terminations, the Company wrote off \$0.4 million and \$0.1 million in operating lease assets and \$0.6 million and \$0.2 million in operating lease liabilities and recorded losses of \$0.2 million and \$0.1 million during the years ended September 30, 2024 and 2023, respectively.

Future lease payments under non-cancellable leases as of September 30, 2024 were as follows, dollars in thousands:

Fiscal year	Operating leases	Finance leases	Total
2025	\$ 47,092	6,051	53,143
2026	44,742	6,093	50,835
2027	43,320	6,138	49,458
2028	40,514	5,053	45,567
2029	36,176	3,905	40,081
Thereafter.....	155,164	37,026	192,190
Total future undiscounted lease payments.....	367,008	64,266	431,274
Less imputed interest	(67,678)	(17,089)	(84,767)
Total reported lease liability	299,330	47,177	346,507
Less current portion	(35,926)	(3,960)	(39,886)
Noncurrent lease liability	\$ 263,404	43,217	306,621

At September 30, 2024, the Company had no signed leases whose terms had not yet commenced.

Future minimum rental commitments and sublease rental income under the terms of the Company's operating and finance leases were as follows as of September 30, 2024, dollars in thousands:

Fiscal year	Third parties	Related parties	Sublease rental income	Total leases
2025	\$ 51,925	1,218	(300)	52,843
2026	49,695	1,140	(277)	50,558
2027	48,612	846	(210)	49,248
2028	44,837	730	(87)	45,480
2029	39,339	742	(49)	40,032
Thereafter.....	186,848	5,342	(188)	192,002
Total payments.....	\$ 421,256	10,018	(1,111)	430,163

Total rent expense, including common area expenses and warehouse rent, totaled \$58.4 million, \$58.4 million and \$56.0 million for the years ended September 30, 2024, 2023 and 2022, respectively. In addition, \$0.4 million, \$0.3 million and \$0.3 million is included in pre-opening expense associated with rent expense for stores prior to their opening date for the years ended September 30, 2024, 2023 and 2022, respectively.

13. Share-Based Compensation

The Company adopted the 2012 Omnibus Incentive Plan (as amended, the Plan) on July 17, 2012. Restricted stock unit awards granted pursuant to the Plan, if they vest, are settled in new shares of the Company's common stock or shares of common stock held in treasury. At the adoption of the Plan, there were 1,090,151 shares of common stock available for issuance or delivery under the Plan. In March 2019, the Company's stockholders approved a proposal to amend the Plan to: (i) increase the number of shares of common stock reserved for issuance thereunder by 600,000 shares and (ii) extend its term by five years. In March 2024, the Company's stockholders approved a proposal to amend the Plan to: (i) increase the number of shares of common stock reserved for issuance thereunder by 600,000 shares and (ii) extend its term by five years. As of September 30, 2024, 801,220 shares of common stock remain available for grants under the Plan. The Plan provides for awards of options, stock appreciation rights, stock grants, restricted stock units, other share-based awards and cash-based incentive awards to officers, members of the Board, certain employees who are not named executive officers and consultants. As of September 30, 2024, restricted stock units had been granted under the Plan, at no out-of-pocket cost to officers, Board members and key employees. These restricted stock units generally vest, subject to requisite service requirements, annually in installments over a five-year period or in full following a three-year period. The award recipients are not entitled to cash dividends or to vote with regard to non-vested restricted stock units, and the units are subject to forfeiture during the vesting period. Restricted stock units are granted at the market price of the Company's stock on the date of grant and are expensed on a straight-line basis over the vesting period.

The shares of non-vested restricted stock units as of September 30, 2024 were as follows:

	<u>Shares</u>	<u>Weighted average grant date fair value</u>
Non-vested as of September 30, 2022.....	330,794	\$ 10.68
Granted.....	195,067	11.74
Forfeited.....	(17,213)	11.16
Vested.....	<u>(93,698)</u>	10.41
Non-vested as of September 30, 2023.....	414,950	11.28
Granted.....	151,544	13.38
Forfeited.....	(20,392)	11.65
Vested.....	<u>(208,152)</u>	12.37
Non-vested as of September 30, 2024.....	<u><u>337,950</u></u>	12.19

During the year ended September 30, 2024, the Company accelerated the vesting of certain restricted stock units, making them fully vested for two grantees, resulting in incremental share-based compensation expense of \$0.4 million.

In addition, during the year ended September 30, 2024, the Company awarded fully vested stock grants totaling 1,600 shares of the Company's common stock to 17 employees who were not named executive officers.

Share-based compensation expense for restricted stock unit awards to certain employees who are not named executive officers was \$2.1 million, \$0.9 million and \$0.8 million for the years ended September 30, 2024, 2023 and 2022, respectively. Share-based compensation expense for restricted stock unit awards to one named executive officer was \$0.5 million, \$0.3 million and \$0.2 million for the years ended September 30, 2024, 2023 and 2022, respectively.

Each independent member of the Board receives an annual grant of restricted stock units equal to \$60,000 (based on the closing price of common stock on the New York Stock Exchange on the date of grant). Such grants are made each year on the date of the Company's annual meeting of stockholders, or on a pro rata basis in the case of a mid-year appointment. Share-based compensation expense for the Company's awards to its Board members was \$0.2 million for each of the years ended September 30, 2024, 2023 and 2022.

The Company recorded total share-based compensation expense before income taxes of \$2.8 million, \$1.4 million and \$1.2 million for the years ended September 30, 2024, 2023 and 2022, respectively. The share-based compensation expense is included in cost of goods sold and occupancy costs, store expenses or administrative expenses in the consolidated statements of income consistent with the manner in which the applicable officer, Board member or key employee's compensation expense is presented. The Company realized a tax benefit from share-based compensation of \$0.6 million, less than \$0.1 million and \$0.1 million for the years ended September 30, 2024, 2023 and 2022, respectively.

As of September 30, 2024, there was \$2.3 million of unrecognized share-based compensation expense related to non-vested restricted stock units, net of estimated forfeitures, which the Company anticipates will be recognized over a weighted average period of approximately one and a half years.

14. Stockholders' Equity

As of September 30, 2024, the Company had 50,000,000 shares of common stock authorized, of which 22,888,540 shares were issued and outstanding, as well as 10,000,000 shares of preferred common stock authorized, of which none was issued and outstanding.

Share Repurchases

In May 2016, the Board authorized a two-year share repurchase program pursuant to which the Company may repurchase up to \$10.0 million in shares of the Company's common stock. The Board subsequently extended the share repurchase program – most recently in May 2024 – and the current program will terminate on May 31, 2026. Repurchases under the Company's share repurchase program may be made from time to time at management's discretion on the open market or through privately negotiated transactions in compliance with Rule 10b-18 under the Securities Exchange Act of 1934, as amended (the Exchange Act), subject to market conditions, applicable legal requirements and other relevant factors. Repurchases of common stock may also be made under a Rule 10b5-1 plan, which permits common stock to be repurchased when the Company might otherwise be precluded from doing so under insider trading laws. The share repurchase program does not obligate the Company to purchase any particular amount of common stock and may be suspended, modified or discontinued by the Company without prior notice. Between October 1, 2024 and December 9, 2024 (the latest practical date for making the determination), the Company has not repurchased any additional shares of the Company's common stock. The dollar value of the shares of the Company's common stock that may yet be repurchased under the share repurchase program is \$8.1 million.

The following table summarizes share repurchase activity for the years ended September 30, 2024, 2023 and 2022, dollars in thousands, except average price per common share acquired:

	Year Ended September 30,		
	2024	2023	2022
Number of common shares acquired.....	—	17,998	—
Average price per common share acquired (including commissions).....	\$ —	10.07	—
Total cost of common shares acquired	\$ —	181	—

During fiscal years 2024 and 2023, the Company reissued 6,497 and 11,501 treasury shares, respectively, each at a cost of \$0.1 million, to satisfy the issuance of common stock pursuant to the vesting of certain restricted stock unit awards and the award of stock grants. During fiscal year 2022, the Company did not reissue any treasury shares. At September 30, 2024 and 2023, the Company held no shares and 6,497 shares in treasury, respectively.

Dividends

The Company paid a quarterly cash dividend of \$0.10 per share of common stock in each quarter of fiscal years 2024, 2023 and 2022, and a special cash dividend of \$1.00 per share of common stock in the first quarter of fiscal year 2024.

15. Related Party Transactions

The Company has ongoing relationships with related entities as noted below:

Chalet Properties, LLC: The Company has four operating leases (see Note 12) with Chalet. Chalet is owned by the Company's four non-independent Board members, Kemper Isely, Zephyr Isely, Heather Isely and Elizabeth Isely, and other related family members. Rent paid to Chalet was \$0.9 million for each of the years ended September 30, 2024, 2023 and 2022.

Isely Family Land Trust LLC: The Company has one operating lease (see Note 12) with the Land Trust. The Land Trust is owned by the Isely Children's Trust and by the Margaret A. Isely Family Trust. Rent paid to the Land Trust was \$0.3 million for each of the years ended September 30, 2024, 2023 and 2022.

FTVC LLC: The Company has one operating lease (see Note 12) with FTVC, which is owned by the Company's four non-independent Board members and other related family members. Rent paid to FTVC was less than \$0.1 million for each of the years ended September 30, 2024, 2023 and 2022.

16. Income Taxes

The following are the components of the provision for income taxes for the years ended September 30, 2024, 2023 and 2022, respectively, dollars in thousands:

	Year ended September 30,		
	2024	2023	2022
Current federal income tax expense	\$ 10,413	5,291	4,667
Current state income tax expense	2,408	1,311	1,143
Total current income tax expense	12,821	6,602	5,810
Deferred federal income tax (benefit) expense	(3,283)	(1,334)	559
Deferred state income tax (benefit) expense	(672)	(141)	50
Total deferred income tax (benefit) expense	(3,955)	(1,475)	609
Total provision for income taxes	<u>\$ 8,866</u>	<u>5,127</u>	<u>6,419</u>

The differences between the United States federal statutory income tax rate and the Company's effective tax rate are as follows:

	Year ended September 30,		
	2024	2023	2022
Statutory tax rate	21.0%	21.0	21.0
State income taxes, net of federal income tax expense	2.9	3.1	3.4
Enhanced food deduction	(1.9)	(3.1)	(0.5)
Deferred tax liability adjustment	0.8	—	1.0
Other, net	(2.1)	(2.9)	(1.8)
Effective tax rate	<u>20.7%</u>	<u>18.1</u>	<u>23.1</u>

Deferred taxes have been classified on the consolidated balance sheets as follows, dollars in thousands:

	As of September 30,	
	2024	2023
Long-term assets	\$ —	—
Long-term liabilities	(10,471)	(14,427)
Net deferred tax liabilities	<u>\$ (10,471)</u>	<u>(14,427)</u>

The tax effects of temporary differences that give rise to significant portions of deferred tax assets and deferred tax liabilities are as follows, dollars in thousands:

	As of September 30,	
	2024	2023
Deferred tax assets:		
Trademarks.....	\$ 562	576
Finance lease liabilities.....	11,511	12,403
Operating lease liabilities.....	73,037	76,045
Research and experimental expenditures.....	955	963
Accrued paid time off.....	768	708
Other.....	944	764
Gross deferred tax assets.....	<u>87,777</u>	<u>91,459</u>
Deferred tax liabilities:		
Property and equipment.....	(17,796)	(21,539)
Finance lease assets.....	(9,944)	(11,003)
Operating lease assets.....	(67,426)	(70,517)
Leasehold improvements.....	(1,919)	(2,095)
Other.....	(1,163)	(732)
Gross deferred tax liabilities.....	<u>(98,248)</u>	<u>(105,886)</u>
Net deferred tax liabilities.....	<u>\$ (10,471)</u>	<u>(14,427)</u>

The Company believes that it is more likely than not that it will fully realize all deferred tax assets in the form of future deductions based on the nature of the deductible temporary differences and expected future taxable income.

The Company did not utilize any federal income tax loss carryforwards or federal tax credit carryforwards for the years ended September 30, 2024, 2023 and 2022. The Company utilized less than \$0.1 million, \$0.1 million and \$0.1 million in tax effected state income tax carryforwards for the years ended September 30, 2024, 2023 and 2022, respectively.

The Company did not have any uncertain tax positions as of September 30, 2024 and 2023.

The Company files income tax returns with federal, state and local tax authorities. With limited exceptions, the Company is no longer subject to federal income tax examinations for fiscal years 2020 and prior and is no longer subject to state and local income tax examinations for fiscal years 2019 and prior.

17. Defined Contribution Plan

The Company has a defined contribution retirement plan (the Retirement Plan) covering substantially all employees who meet certain eligibility requirements as to age and length of service. The Retirement Plan incorporates the salary deferral provisions of Section 401(k) of the Internal Revenue Code of 1986, as amended (the Code). Employees may defer up to the annual maximum limit prescribed by the Code. The Company, on a discretionary basis, may match up to 25% of participant contributions up to a maximum annual employer match of \$2,500. As of September 30, 2024, the Company had accrued \$1.0 million for matching contributions to be paid out after the plan year ending December 31, 2024. Subsequent to plan years ending December 31, 2023 and 2022, the Company funded matching contributions to participants' accounts of \$1.3 million and \$1.1 million, respectively.

18. Segment Reporting

The Company has a single reporting segment: natural and organic retail stores. The Company's revenue is derived from the sale of natural and organic products at its stores. All existing operations are domestic.

19. Commitments and Contingencies

Self-Insurance

The Company is self-insured for certain losses, liabilities and employee benefit costs, subject to a stop loss policy or deductible limits. Liabilities associated with the risks that are retained by the Company are estimated, in part, by considering an analysis of actual claims, historical claims experience, demographic factors and other actuarial assumptions. While the Company believes that its assumptions are appropriate, the estimated accrual for these liabilities could be significantly affected if future occurrences and claims materially differ from these assumptions and historical trends.

Legal Proceedings

The Company is periodically involved in various legal proceedings that are incidental to the conduct of its business, including but not limited to labor and employment-related claims, customer injury claims, investigations and other proceedings arising in the ordinary course of business. When the potential liability from a matter can be estimated and the loss is considered probable, the Company records the estimated loss. Due to uncertainties related to the resolution of lawsuits, investigations, and claims, the ultimate outcome may differ from the estimates. Although the Company cannot predict with certainty the ultimate resolution of any lawsuits, investigations, and claims asserted against it, management does not believe any currently pending legal proceeding to which the Company is a party will have a material adverse effect on its financial statements.

20. Subsequent Events

On November 20, 2024, the Board approved the payment of a quarterly cash dividend of \$0.12 per share of common stock, which will be paid on December 18, 2024 to stockholders of record as of the close of business on December 2, 2024.

Item 9. Changes in and Disagreements with Accountants on Accounting and Financial Disclosure.

None.

Item 9A. Controls and Procedures.

Internal Control Over Financial Reporting

Management is responsible for establishing and maintaining adequate internal control over financial reporting, as defined in Rule 13a-15(f) promulgated under the Exchange Act. Internal control over financial reporting is designed to provide reasonable assurance regarding the reliability of financial reporting and preparation of consolidated financial statements for external purposes in accordance with GAAP. Our internal control over financial reporting includes those policies and procedures that:

- pertain to the maintenance of records that, in a reasonable detail, accurately and fairly reflect the dispositions of our transactions and assets;
- provide reasonable assurance that transactions are recorded as necessary to permit preparation of consolidated financial statements in accordance with generally accepted accounting principles, and that our receipts and expenditures are being made only in accordance with authorizations of our management and directors; and
- provide reasonable assurance regarding prevention or timely detection of unauthorized acquisition, use or disposition of our assets that could have a material adverse effect on the consolidated financial statements.

Because of its inherent limitations, internal control over financial reporting may not prevent or detect misstatements. Also, projections of any evaluation of effectiveness to future periods are subject to the risk that controls may become inadequate because of changes in conditions, or that the degree of compliance with the policies or procedures may deteriorate.

We have assessed the effectiveness of our internal control over financial reporting as of September 30, 2024 using the criteria described in Internal Control – Integrated Framework (2013) issued by the Committee of Sponsoring Organizations of the Treadway Commission. Based on our assessment of the design and related testing of the internal control over financial reporting, management concluded that, as of September 30, 2024, we maintained effective internal control over financial reporting.

Our independent registered public accounting firm, KPMG LLP, audited the effectiveness of our internal control over financial reporting. KPMG LLP's attestation report is included in "Item 8. Financial Statements and Supplementary Data" of this Form 10-K.

Changes in Internal Control over Financial Reporting

There were no changes in our internal control over financial reporting during the quarter ended September 30, 2024 that materially affected, or are reasonably likely to materially affect, our internal control over financial reporting.

Evaluation of Disclosure Controls and Procedures

Our management, with the participation of our principal executive officers and principal financial and accounting officer, evaluated the effectiveness of our disclosure controls and procedures pursuant to Rule 13a-15 under the Exchange Act as of the end of the period covered by this Form 10-K. In designing and evaluating the disclosure controls and procedures, management recognized that any controls and procedures, no matter how well designed and operated, can provide only reasonable assurance of achieving the desired control objectives. In addition, the design of disclosure controls and procedures must reflect the fact that there are resource constraints and that management is required to apply its judgment in evaluating the benefits of possible controls and procedures relative to their costs.

Based on that evaluation, our principal executive officers and principal financial and accounting officer concluded that our disclosure controls and procedures were effective at a reasonable assurance level as of September 30, 2024.

Item 9B. Other Information.

None.

Item 9C. Disclosure Regarding Foreign Jurisdictions that Prevent Inspections.

None.

PART III

Item 10. Directors, Executive Officers and Corporate Governance.

The information required by this item is incorporated herein by reference to the information provided under the headings “Executive Officers and Directors,” “Corporate Governance,” “Insider Trading Policy” and “Section 16(a) Beneficial Ownership Reporting Compliance” in our Definitive Proxy Statement on Schedule 14A for the 2025 Annual Meeting of Stockholders to be filed with the SEC within 120 days of September 30, 2024 (the 2025 Proxy Statement). We have adopted a Code of Ethics that establishes the standards of ethical conduct applicable to all of our directors, officers, including our principal executive, financial and accounting officers, employees, consultants and contractors. Our Code of Ethics is publicly available on our website at www.naturalgrocers.com and we will post any amendments to, or waivers from, a provision of this Code of Ethics by posting such information on our website, at the address specified above.

Item 11. Executive Compensation.

The information required by this item is incorporated herein by reference to the information in the 2025 Proxy Statement under the headings “Executive Compensation” and “Director Compensation.”

Item 12. Security Ownership of Certain Beneficial Owners and Management and Related Stockholder Matters.

The information required by this item concerning securities authorized for issuance under equity compensation plans and security ownership of certain beneficial owners and management is incorporated by reference to the information in the 2025 Proxy Statement under the headings “Securities Authorized for Issuance Under Equity Compensation Plans” and “Security Ownership of Certain Beneficial Owners and Management.”

Item 13. Certain Relationships and Related Transactions, and Director Independence.

The information required by this item concerning transactions with related persons and director independence is incorporated by reference to the information in the 2025 Proxy Statement under the headings “Certain Relationships and Related Party Transactions” and “Corporate Governance.”

Item 14. Principal Accounting Fees and Services.

Our independent registered accounting firm is KPMG LLP, Denver, CO, Auditor Firm ID: 185. The information required by this item is incorporated by reference to the information in the 2025 Proxy Statement under the heading “Ratification of Independent Registered Public Accounting Firm—Principal Accounting Fees and Services.”

PART IV

Item 15. Exhibits and Financial Statement Schedules.

1. Financial Statements: See Part II, Item 8 of this Form 10-K.
2. Financial Statement Schedules: Schedules not listed above have been omitted because the information required to be set forth therein is not applicable or is shown in the financial statements or notes herein.
3. Exhibits:

EXHIBIT INDEX

<u>Exhibit Number</u>	<u>Description</u>	<u>Form</u>	<u>File No.</u>	<u>Exhibit Number</u>	<u>Filing Date</u>
3.1	Amended and Restated Certificate of Incorporation	Form S-1	333-182186	3.1	July 5, 2012
3.2	Amended and Restated Bylaws	Form S-1	333-182186	3.2	July 5, 2012
4.1	Reference is made to Exhibits 3.1 and 3.2				
4.2	Specimen Common Stock Certificate	Form S-1	333-182186	4.2	July 20, 2012
4.3	Form of Notice of Grant of Stock Unit Award	Form S-8	333-182886	4.2	July 27, 2012
4.4	Form of Registration Rights Agreement	Form S-1	333-182186	4.3	July 5, 2012
4.5	Form of Notice of Stock Grant Award	Form 10-K	001-35608	4.5	December 5, 2019
4.6	Description of Capital Stock	Form 10-K	001-35608	4.6	December 5, 2019
10.1	Second Amended and Restated Employment Agreement by and between Vitamin Cottage Natural Food Markets, Inc., Natural Grocers by Vitamin Cottage, Inc. and Sandra M. Buffa, dated June 26, 2012*	Form 10-Q	001-35608	10.1	January 29, 2015
10.2	Natural Grocers by Vitamin Cottage, Inc. 2012 Omnibus Incentive Plan, as amended*	Form 8-K	001-35608	10.1	March 12, 2024
10.3	Summary of Compensation Arrangements for Non-Employee Directors*	Form 10-K	001-35608	10.3	December 7, 2023
10.4	Form of Indemnification Agreement*	Form S-1	333-182186	10.18	June 29, 2012
10.5	Shopping Center Lease by and between Chalet Properties, LLC and Vitamin Cottage Natural Food Markets, Inc., dated January 1, 2010	Form S-1	333-182186	10.19	June 29, 2012
10.6	Ground lease by and between 3801 East Second Avenue, LLC and Vitamin Cottage Natural Food Markets, Inc., dated March 1, 2001	Form S-1	333-182186	10.20	June 29, 2012
10.7	Commercial Lease by and between Chalet Properties, LLC and Vitamin Cottage Natural Food Markets, Inc., dated June 1, 2006	Form S-1	333-182186	10.21	June 29, 2012
10.8	Lease by and between Chalet Properties, LLC and Boulder Vitamin Cottage Group, LLC, dated July 1, 2011	Form S-1	333-182186	10.24	June 29, 2012
10.9	Lease by and between Isely Family Land Trust, LLC and Vitamin Cottage Natural Food Markets, Inc., dated February 29, 2012	Form S-1	333-182186	10.25	June 29, 2012
10.10	Lease by and between Chalet Properties, Austin, LLC and Vitamin Cottage Natural Food Markets, Inc., dated February 29, 2012	Form S-1	333-182186	10.26	June 29, 2012
10.11	Building Lease by and between Chalet Properties, LLC and Vitamin Cottage Natural Food Markets, Inc., dated December 8, 2010	Form S-1	333-182186	10.27	June 29, 2012
10.12	Form of Stockholders Agreement, by, between and among Natural Grocers by Vitamin Cottage, Inc. and the stockholders to be named therein	Form S-1	333-182186	10.32	July 12, 2012

10.13	Credit Agreement dated as of January 28, 2016 by and among Vitamin Cottage Natural Food Markets, Inc., the Guarantors party thereto, the Lenders Party thereto and Bank of America, N.A., as Administrative Agent and L/C Issuer	Form 10-Q	001-35608	10.39	January 28, 2016
10.14	Security and Pledge Agreement dated as of January 28, 2016 by and among Vitamin Cottage Natural Food Markets, Inc., Natural Grocers by Vitamin Cottage, Inc., Vitamin Cottage Two Ltd. Liability Company, the other Obligors thereunder and Bank of America, N.A.	Form 10-Q	001-35608	10.40	January 28, 2016
10.15	First Amendment to Credit Agreement dated as of May 10, 2016, by and among Vitamin Cottage Natural Food Markets, Inc., the Guarantors party thereto, the Lenders Party thereto and Bank of America, N.A., as Administrative Agent and L/C Issuer	Form 10-Q	001-35608	10.42	July 28, 2016
10.16	Incentive Compensation Program*	Form 10-Q	001-35608	10.43	February 2, 2017
10.17	Second Amendment to Credit Agreement dated as of September 6, 2017, by and among Vitamin Cottage Natural Food Markets, Inc., the Guarantors party thereto, the Lenders Party thereto and Bank of America, N.A., as Administrative Agent, L/C Issuer and Swing Line Lender	Form 10-K	001-35608	10.44	December 7, 2017
10.18	Autoborrow Agreement dated as of September 6, 2017, by and between Vitamin Cottage Natural Food Markets, Inc. and Bank of America, N.A.	Form 10-K	001-35608	10.45	December 7, 2017
10.19	Employment offer letter to Todd Dissinger dated December 5, 2017*	Form 10-Q	001-35608	10.46	February 1, 2018
10.20	Notice of Grant of Stock Unit Award to Todd Dissinger dated January 2, 2018*	Form 10-Q	001-35608	10.47	February 1, 2018
10.21	First Amendment to Lease dated as of July 31, 2019 by and between Chalet Properties, Austin, LLC and Vitamin Cottage Natural Food Markets, Inc.	Form 10-Q	001-35608	10.49	August 1, 2019
10.22	Third Amendment to Credit Agreement dated as of November 13, 2019, by and among Vitamin Cottage Natural Food Markets, Inc., the Guarantors party thereto, the Lenders Party thereto and Bank of America, N.A., as Administrative Agent, L/C Issuer and Swing Line Lender	Form 10-K	001-35608	10.51	December 5, 2019
10.23	Amended and Restated Lease, dated August 3, 2020, between Chalet Properties of Pueblo, LLC and Vitamin Cottage Natural Food Markets, Inc.	Form 10-Q	001-35608	10.1	August 6, 2020
10.24	Fourth Amendment to Credit Agreement dated as of November 18, 2020, by and among Vitamin Cottage Natural Food Markets, Inc., the Guarantors party thereto, the Lenders Party thereto and Bank of America, N.A., as Administrative Agent, L/C Issuer and Swing Line Lender	Form 8-K	001-35608	10.1	November 24, 2020
10.25	Fifth Amendment to Credit Agreement dated as of September 16, 2021, by and among Vitamin Cottage Natural Food Markets, Inc., the Guarantors party thereto, the Lenders Party thereto and Bank of America, N.A., as Administrative Agent, L/C Issuer and Swing Line Lender	Form 8-K	001-35608	10.1	September 16, 2021
10.26	Lease, dated May 4, 2022, between Chalet Properties, LLC and Vitamin Cottage Natural Food Markets, Inc.	Form 10-Q	001-35608	10.1	May 5, 2022

10.27	Sixth Amendment to Credit Agreement dated as of December 15, 2022, by and among Vitamin Cottage Natural Food Markets, Inc., the Guarantors party thereto, the lenders party, and Bank of America, N.A as Administrative Agent, L/C Issuer and Swing Line Lender	Form 8-K	001-35608	10.1	December 21, 2022
10.28	First Amendment to Lease, dated May 3, 2023, by and between Chalet Properties, LLC and Vitamin Cottage Natural Food Markets, Inc.	Form 10-Q	001-35608	10.1	May 4, 2023
10.29	Amendment to Commercial Lease, dated May 3, 2023, by and between Chalet Properties, LLC and Vitamin Cottage Natural Food Markets, Inc.	Form 10-Q	001-35608	10.2	May 4, 2023
10.30#	Amended and Restated Customer Distribution Agreement, dated August 23, 2023, between Vitamin Cottage Natural Food Markets, Inc. and United Natural Foods, Inc.	Form 10-K	001-35608	10.37	December 7, 2023
10.31	Seventh Amendment to Credit Agreement dated as of November 16, 2023, by and among Vitamin Cottage Natural Food Markets, Inc., the Guarantors party thereto, the lenders party thereto, and Bank of America, N.A. as Administrative Agent, L/C Issuer and Swing Line Lender.	Form 8-K	001-35608	10.1	November 22, 2023
14	Code of Ethics	Form 10-K	001-35608	14	December 13, 2012
19.1	Insider Trading Policy	—	—	—	—
21.1	List of subsidiaries	Form 10-K	001-35608	21.1	December 13, 2012
23.1	Consent of KPMG LLP	—	—	—	—
31.1	Certification of Kemper Isely, a Principal Executive Officer Required Under Section 302(a) of the Sarbanes-Oxley Act of 2002	—	—	—	—
31.2	Certification of Zephyr Isely, a Principal Executive Officer Required Under Section 302(a) of the Sarbanes-Oxley Act of 2002	—	—	—	—
31.3	Certification of Todd Dissinger, Principal Financial Officer Required Under Section 302(a) of the Sarbanes-Oxley Act of 2002	—	—	—	—
32.1	Certification of Principal Executive Officers and Principal Financial Officer Required Under 18 U.S.C. §1350, as adopted pursuant to Section 906 of the Sarbanes-Oxley Act of 2002†	—	—	—	—
97	Incentive Compensation Recoupment Policy	Form 10-K	001-35608	97	December 7, 2023
101	The following materials from Natural Grocers by Vitamin Cottage, Inc.'s Annual Report on Form 10-K for the year ended September 30, 2024, formatted in Inline XBRL (eXtensible Business Reporting Language): (i) Consolidated Balance Sheets, (ii) Consolidated Statements of Income, (iii) Consolidated Statements of Cash Flows, (iv) Consolidated Statements of Changes in Stockholders' Equity, and (v) Notes to Consolidated Financial Statements.				
104	Cover Page Interactive Data File (formatted as Inline XBRL and contained in Exhibit 101).				

*Indicates a management contract or compensatory plan or arrangement

Confidential portions have been omitted.

† The certifications attached as Exhibit 32.1 that accompany this Annual Report on Form 10-K, are not deemed filed with the Securities and Exchange Commission and are not to be incorporated by reference into any filing of Natural Grocers by Vitamin Cottage, Inc. under the Securities Act of 1933, as amended, or the Securities Exchange Act of 1934, as amended, whether made before or after the date of this Form 10-K, irrespective of any general incorporation language contained in such filing.

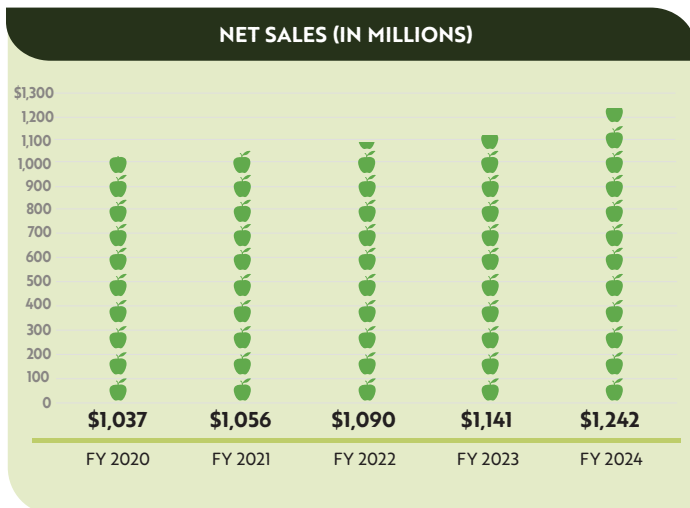
Item 16. Form 10-K Summary

Not applicable.

This page intentionally left blank

OUR 5 FOUNDING PRINCIPLES

1. Nutrition Education
2. Highest Quality Products
3. Always Affordablesm Pricing
4. Commitment To Our Communities
5. Commitment To Our Good4usm Crew



ORDERING FINANCIAL STATEMENTS

A copy of our 2024 Annual Report and Form 10-K may be obtained by written, phone or email requests to:

Mail: Investor Relations
 Natural Grocers by Vitamin Cottage, Inc.
 12612 West Alameda Parkway
 Lakewood, Colorado 80228

Email: IR@NaturalGrocers.com
Phone: 303-986-4600

VIRTUAL ANNUAL MEETING

March 5, 2025
 1:00 pm Mountain Time
 The 2025 Annual Meeting of Stockholders will be held virtually and a live webcast will be available via the Internet at:
www.virtualshareholdermeeting.com/NGVC2025

TRANSFER AGENT AND REGISTRAR

Information about stock certificates, address changes, ownership transfers or other stock matters can be obtained from Equiniti Trust Company, LLC via:

Mail: Equiniti Trust Company, LLC
 PO Box 500
 Newark, NJ 07101

Email: helpAST@equiniti.com
Phone: 1-800-937-5449
Hearing Impaired (TTY): 1-866-703-9077 or 718-921-8386
Web: www.equiniti.com

INDEPENDENT REGISTERED PUBLIC ACCOUNTING FIRM

KPMG LLP

TRADING INFORMATION

The common stock of Natural Grocers by Vitamin Cottage, Inc. is traded on the New York Stock Exchange (symbol: NGVC).

BOARD OF DIRECTORS

- KEMPER ISELY** Chairman of the Board
- HEATHER ISELY** Corporate Secretary
Chair of the Compensation Committee
- DAVID ROONEY** Chair of the Audit Committee
- SANDRA BUFFA**
- EDWARD CERKOVNIK**
- ELIZABETH ISELY**
- ZEPHYR ISELY**

EXECUTIVE OFFICERS

- KEMPER ISELY** Co-President
- ZEPHYR ISELY** Co-President
- ELIZABETH ISELY** Executive Vice President
- HEATHER ISELY** Executive Vice President
- RICHARD HALLÉ** Chief Financial Officer

