

Annual Report 2023



Equals Group PLC

Contents

COMPANY INFORMATION

- 1 About Equals Group
- 2 Directors and Advisors
- 3 Financial Glossary
- 4 Financial Summary and Highlights FY-2023
- 5 History

STRATEGIC REPORT

- 7 Chairman's Statement
- 9 Chief Executive Officer's Report
- 14 Chief Financial Officer's Report
- 24 Statement on Section 172 of the Companies Act 2006

GOVERNANCE

- 27 Report on Corporate Governance
- 33 ESG Report
- 41 Report of the Audit Committee
- 44 Report of the Risk Committee
- 46 Directors' Remuneration Report
- 54 Directors' Report
- 57 Statement of Directors' Responsibilities in Respect of the Annual Report and Financial Statements
- 58 Independent Auditors' Report to the Members of Equals Group Plc

FINANCIAL STATEMENTS

- 66 Consolidated Statement of Comprehensive Income
- 67 Consolidated and Company Statements of Financial Position
- 68 Consolidated and Company Statements of Changes in Equity
- 69 Consolidated Statement of Cash Flows
- 70 Company Statement of Cash Flows
- 71 Notes to the Consolidated Financial Statement
- IBC Trading History



Subscribe to our investor alert service and receive all press releases, financial results and other key shareholder messages as soon as they become available.

Equals Group PLC

About Equals Group

Equals is a leading payments Group offering small and medium-sized enterprises (SMEs) a suite of payment products across FX transactions, prepaid card solutions, Faster Payments and accounts into which receipts can be credited and payments made. The Group enables its personal and business customers to make easy, low-cost payments both domestically and in a broad range of currencies, across a range of products, all via one integrated system.

Equals provides money movement services to both business and personal customers through a growing number of interconnected channels: International Payments; Corporate Expenses platform; Current Accounts; and Travel Money (currency cards). The International Payments channel supports wire transfer foreign exchange transactions direct to bank accounts. For corporates, Equals has a market-leading business expenses solution based around its corporate platform and prepaid card, which yields significant cost savings via tighter control on expenses before they are incurred, coupled with eliminating inefficient processes. Equals also offers business and retail accounts with all the payments functionality offered by banks, namely faster payments, BACS, direct debits, international payments and a debit card. The retail currency card offers cost-effective and secure methods for travellers to spend abroad.

Its core brands are:

Equals Money

An international, domestic and card payment platform comprising the "Spend" and "Pay" products for "just-in-time" expenditure needs of our customers who range from Hollywood studios to dynamic start-ups and fast growing businesses.



Equals Money Solutions

An enterprise scale-up of the Equals Money platform serving large corporates and financial institutions with complex payments needs.

Equals Connect

A white label platform serving smaller FX providers.

FairFX

A travel card and international payment product covering the needs of high-net-worth individuals, international holidaymakers, and their families.



CardOneMoney

UK focused product to meet the needs of small business and individuals for everyday account processes, allowing them to run their payments, direct debits, and cards via their account.



Roqqett

Open banking payment platform to provide payment services for merchants and consumers.



Equals Group PLC (the "Company") is a public limited liability company incorporated in England and Wales and domiciled in the UK whose shares are admitted to the Alternative Investment Market (AIM), a market operated by The London Stock Exchange. These consolidated financial statements comprise the Company and its subsidiaries (together referred to as the 'Group'). These financial statements were approved by the Board after stock market trading hours on 15 April 2024.

Directors and Advisors

Directors

A R F HUGHES

(Non-Executive Director and Chair)

I A I STRAFFORD-TAYLOR

(Chief Executive Officer)

R Q M COOPER

(Chief Financial Officer)

S A HERBERT

(Non-Executive Director)

C J BONES

(Non-Executive Director)

Company Secretary

ONE ADVISORY LIMITED

Advisors

Registered Number

08922461 (England and Wales)

Registered Office

Third Floor, Thames House
Vintners Place,
68 Upper Thames Street,
London, EC4V 3BJ,
England

Principal Bankers

Barclays Bank PLC
1 Church Hill Place,
Canary Wharf, London, E13 5BH,
England

Independent Auditors

PricewaterhouseCoopers LLP
1 Hardman Square,
Manchester, M3 3EB,
England

Solicitors

Browne Jacobson LLP
6 Bevis Marks,
London, EC3A 7BA,
England

Ashurst LLP

London Fruit & Wool Exchange,
1 Duval Square, London, W1 6PW,
England

**Nominated Advisor
and Broker**

Canaccord Genuity Limited
88 Wood Street,
London, EC2V 7QR,
England

Financial Advisors

Canaccord Genuity Limited
88 Wood Street,
London, EC2V 7QR,
England

Lazard & Co Ltd
50 Stratton Street,
London, W1J 8LL,
England

Investor Relations

Buchanan Communications
Limited
107 Cheapside,
London, EC2V 6DN,
England

Registrar

Link Group
Unit 10, Central Square,
29 Wellington Street,
Leeds, LS1 4DL,
England
Telephone 0871 664 0300

Financial Glossary

GLOSSARY

A definition of some of the abbreviations used in this document is outlined below:

- AGM Annual General Meeting
- AIM Alternative Investment Market (a sub-market of the London Stock Exchange)
- AML Anti-Money Laundering
- BACS Bankers' Automated Clearing System
- B2B Business-To-Business (Transactions/Customers)
- B2C Business-To-Consumer (Transactions/Customers)
- CBILS Coronavirus Business Interruption Loan Scheme
- CEO Chief Executive Officer
- CFO Chief Financial Officer
- CGU Cash Generating Unit
- COO Chief Operating Officer
- EBIT Earnings Before Interest and Taxes
- EBITDA Earnings Before Interest, Taxes, Depreciation and Amortisation
- ECL Expected Credit Loss
- ED Executive Director
- EDI Equality, Diversity and Inclusivity
- EM Equals Money
- EPS Earnings Per Share
- ESG Environmental, Social and Governance
- EU European Union
- FCA Financial Conduct Authority
- FX Foreign Exchange
- GAAP Generally Accepted Accounting Principles
- HMRC His Majesty's Revenue & Customs
- IAS International Accounting Standards
- IASB International Accounting Standards Board
- IBAN International Bank Account Number
- IFRS International Financial Reporting Standards
- ISO International Organisation for Standardisation
- LTIP Long Term Incentive Plan
- M&A Mergers and Acquisitions
- NED Non-Executive Director
- NOMAD Nominated Advisor
- PUSA "Put up or Shut up"
- QCA code Quoted Companies Alliance Corporate Governance Code
- R&D Research and Development
- S.A. Société Anonyme (a French business structure equivalent to a limited company in certain countries)
- SIP Share Incentive Plan
- SME Small and Medium-Sized Enterprises
- STP Straight-Through Processing
- SWIFT Society for Worldwide Interbank Financial Telecommunications
- TAM Target Addressable Market
- UX User Experience
- WACC Weighted Average Cost of Capital

Financial Summary and Highlights FY-2023

FY-2023 Financial Summary

	FY-2023 £ millions	FY-2022 £ millions	Change ¹
Underlying transaction values			
- FX	5,866	5,470	+ 7%
- Banking	2,178	1,741	+ 25%
- Solutions Platform	4,368	2,005	+ 118%
- Total	12,412	9,216	+ 35%
Revenue	95.7	69.7	+ 37%
% of revenue from B2B ²	82%	76%	
Adjusted EBITDA³	20.6	12.1	+ 70%
EBITDA	17.1	11.0	+ 56%
Profit after taxation	7.7	3.6	+ 118%
EPS:	4.22p	1.80p	+ 134%
Basic			
Diluted	4.00p	1.73p	+ 131%
Adjusted ⁴ Basic	7.16p	3.15p	+ 127%
Adjusted ⁴ Diluted	6.79p	3.03p	+ 124%
Other information:			
Capitalised staff costs	5.7	4.2	
Separately reported items (below Adjusted EBITDA)	2.1	0.2	
Cash per share (at balance sheet date)	10.2p	8.3p	

FY-2023 Financial Highlights

- 35% increase in transaction flow to £12.4 billion (FY-2022: £9.2 billion)
- 37% increase in revenue to £95.7 million (FY-2022: £69.7 million)
- 70% increase in Adjusted EBITDA³ to £20.6 million (FY-2022: £12.1 million)
- Completion of three strategically enhancing acquisitions in the year at a cash cost of £6.0 million
- Payment in December of £0.9 million maiden interim dividend (0.5 pence per share)
- Robust Balance sheet with £18.7 million cash at bank at 31 December 2023
- Final dividend proposed of 1.0 pence per share bringing the total dividends paid and proposed of 1.5 pence (FY-2022: Nil)

H1 FY-2024 Trading update

- Revenue in H1-2024 up to 12 April 2024 reached £31.9 million, up from £24.5 million in the same period in 2023, an increase of 30%
- The revenue from Solutions in the same period was £13.2 million, up 74% on the same period in 2023 of £7.6 million
- Revenues per working day up to 12 April 2024 were £443k, an increase of 27% over £350k per day in Q1-2023 and 5% higher than £422k per day achieved in Q4-2023
- Cash balances of £21.6 million as at 12 April 2024

Notes

¹ Based on underlying, not rounded, figures.

² Transactions with business customers are reported as 'B2B' and transactions with retail customers are reported as 'B2C'.

³ Adjusted EBITDA is defined as: earnings before: depreciation, amortisation, impairment charges, share option charges, foreign exchange differences and separately reported items. Separately reported items are of a material nature, non-recurring items.

⁴ The measure of profit for this ratio has been adjusted to form Adjusted EPS. The add-back adjustments consist of share option charges, amortisation of acquired intangibles, exceptional items, acquisition costs and tax impacts on these items thereon.

History



Strategic report



Chairman's Statement

I am pleased to report another record year for your Company with a 35% growth in the value of transactions, 37% growth in revenue, 70% growth in adjusted EBITDA, and 127% growth in Adjusted Basic EPS. The growth in services to businesses is the source of this, with higher interest rates also contributing to EBITDA growth.

The benefits of our investment in our platform and the closer links we've established with international payments platforms are evident in our results. Developments in the Group's platform included the ability to offer customers direct links with major international payment schemes, principally, the Bank of England's "Faster Payments" and the EU's "SEPA" for the fastest possible payments. Equals offers customers fast and simple access to their payments combined with the benefit of a tailored and competitive payment service.

The Group continues to seek to grow organically and through acquisition, where accretive and supportive of our strategy. To this end, the Group acquired an open-banking platform, Roqqett Limited, on 6 January 2023, an SME focused international payments business (Hamer & Hamer) in April 2023, and Oonex S.A., a Belgian incorporated and regulated business on 4 July 2023, accelerating our expansion into Europe.

CAPITAL RESTRUCTURE AND DIVIDEND

The Company completed its plan to restructure its capital base to create distributable reserves. This led to the declaration of a maiden interim dividend of 1/2p per share in November 2023, paid in December 2023. At the AGM in May 2024, the Directors will propose a final dividend of 1p per share.

STRATEGIC REVIEW

Perhaps because of the general uncertain economic conditions, this substantial growth in revenue and EBITDA, and the future potential did not seem to the Board to be fully reflected in the share price of the Company. The Board therefore initiated a regular strategic review as announced on 1st November 2023. At the time of writing, we have received two approaches to acquire the Company, it is too early to conclude what the outcome of these approaches may be. The PUSU ("Put Up or Shut Up") extension under the Takeover code expires on 17 April. Shareholders should review the news flow from the Company, which is reported on our website, [Equalsplc.com](https://www.equalsplc.com)

ENVIRONMENTAL, SOCIAL AND GOVERNANCE ("ESG")

The Group takes its ESG responsibilities very seriously and has robust controls and governance throughout all its subsidiaries including formal board meetings not less frequently than once a quarter. We work closely with suppliers, banking partners and regulators and always aim to provide a high-quality service to our customers. Our ESG report details our performance in this area, along with our high Trustpilot scores.

PEOPLE


The Group has a diverse workforce with over 30 nationalities represented across its four locations and remains highly conscious of its role as a responsible employer. The Group has made significant additions to its sales, marketing and onboarding teams in the year. The longer-term incentive plans originally put in place in Q4-2021 were echoed in Q4-2022 and again in Q4-2023 should provide significant incentives both to employees and senior staff below the Board level. These plans link rewards with financial success and cannot pay-out until five years from grant, although accelerate upon a change of control. The number of UK employees increased from 285 at the end of 2022 to 397 at the end of 2023. In addition, we have 22 staff in Brussels and Amsterdam from the acquisition of Oonex S.A.

The Board and I would like to thank all our people for their commitment and hard work. Credit for these strong results goes to them.

The Board was unchanged in 2023. It benefits from a range of experience ranging from finance, banking, risk assessment, regulatory, people management, digital services and, above all commercial success.

CHAIRMAN'S STATEMENT CONTINUED**ECONOMIC ENVIRONMENT**

The Group is not immune to the uncertain and volatile economic conditions, but the broadness of our product set, the robustness of our platforms and the skills of our staff give us confidence in our ability to continue to grow and increase the financial returns to shareholders and service to more customers.



ALAN HUGHES

Chairman

15 April 2024

Chief Executive Officer's Report

The vision for the Group continues to be the simplification of global money movement for business customers. Equals achieves this through its B2B platforms, Equals Money being targeted at SME customers and Equals Solutions which targets larger corporate opportunities. The Group's growth potential is particularly strong given that the core building blocks of its platforms, namely own-name multi-currency IBANs and bank-grade connectivity and clearance, are highly complex and time consuming to replicate. This 'first mover' advantage was achieved by the investments made in previous years and will be continuously enhanced by the developments planned in the Group's technical roadmap combined with further investments into direct connectivity to payment networks.

Against this vision, the Board's objective for FY-2023 was to leverage the investments made into product, engineering, and connectivity to deliver a unified platform offering to its B2B customers that could deliver further growth to the Group as a whole.

Equals achieved these objectives with the roll-out of the Equals Money platform to the SME customer base and Equals Solutions platform to larger corporates. In addition, during FY-2023 the Group added the capability for customers to consume our services via API integrations which considerably increased our 'Total Addressable Market' ('TAM'). Accordingly, Equals can now distribute its services directly to customers via its brands, integrate via API, or white-label its platform so Equals customers can sell directly to their own customers ('B2B2X').

The advances the Group made in its offering, combined with improved Sales and Marketing capabilities, meant the Group significantly surpassed our expectations in the year, delivering the following strong headline financial performance:

- Transactions executed on the Group's platforms increased by 35% to £12.4 billion (FY-2022: £9.2 billion)
- Revenue increased by 37% to £95.7 million (FY-2022: £69.7 million)
- Adjusted EBITDA increased by 70% to £20.6 million (FY-2022: £12.1 million)

A detailed financial analysis is presented in the Report of the Chief Financial Officer, which follows this statement.

SUMMARY OF FY-2023 PERFORMANCE

The financial results demonstrate the success of our strategy of investment into creating a robust, scalable platform comprising international and domestic payments, card payments and current-account services underpinned by exceptional technology and direct connections to multiple payment networks.

In addition to investments in creating the platform, the Group has continued its strategy of focusing on distribution to the B2B customer segment and augmented our capabilities in Sales and Marketing.

The combination of product advancements and improved distribution capabilities produced strong financial performance in 2023 and this strategy and delivery has continued into 2024.

GROWTH COMBINED WITH OPERATIONAL GEARING

Processed transaction volumes grew 35% to £12.4 billion (FY-2022: £9.2 billion), with increases across all payment channels, and reflects the scalability of the platform that has been built, and the operational processes that support it.

In keeping with the prior year, revenues grew faster than transaction volumes, posting a 37% increase to £95.7 million (FY-2022: £69.7 million), which demonstrates the success of focusing on higher-margin business lines.

The Group's focus on distribution to B2B customers is reflected in the breakdown of revenues of which 82% were derived from B2B customers, up from 76% in FY-2022. Similarly, our success in attracting larger corporate customers, especially via the Equals Solutions platform, is reflected in 33% of revenues being derived from this category, compared to 23% in FY-2022.

Analysing growth trends further, in keeping with FY-2022, the core products within Equals Money all grew and were augmented by a very strong uptake of Equals Solutions. This translated to International Payments (including White Labelled FX services) growing 14% to £39.4 million (FY-2022: £34.4 million). This compares favourably to the results of many peers as macro-economic headwinds dampened demand, particularly from B2C customers. Card-based revenues grew 22% to £15.2 million (FY-2022: £12.5 million) despite the film production vertical being affected by strikes in Hollywood. Equals Solutions revenues grew by 99% to £31.0 million (FY-2022: £15.6 million) which reflects the strong demand for the platform and the success of our sales and marketing efforts in this market.

The increase in transaction volumes and revenues resulted in even stronger profit growth, with Adjusted EBITDA up 70% to £20.6 million (FY-2022: £12.1 million) which clearly demonstrated continued operational gearing.

The Group's operations remain strongly cash generative which gives Equals the flexibility to perform opportunistic M&A activity as illustrated by the acquisition of Oonex S.A., which was completed on 4 July 2023. Oonex, now renamed Equals Money Europe ('EMEU'), is a payment institution based in

CHIEF EXECUTIVE OFFICER'S REPORT CONTINUED

Brussels and regulated by the National Bank of Belgium. The acquisition of Oonex, together with its regulatory licences and banking relationships, allows Equals to bring its payments, cards, and multi-currency account products to a new suite of customers across Europe, thereby further increasing the Group's TAM.

GROWTH WITH CONTROL

The Group remains committed to growing revenues and profits as rapidly as possible by increasing the volumes of transactions processed via its platform whilst concurrently minimising risk and retaining operational control. Accordingly, investment into finance, operations, compliance, and risk functions remains a key focus as Equals continues to grow.

The nature of the payments industry means that all companies that operate within it will incur some operational risk, especially in terms of so-called 'daylight exposure' in the times between transactions being agreed and being settled. The Group seeks to minimise and mitigate these risks wherever possible. Therefore, all foreign exchange transactions with customers are automatically matched with a liquidity provider and funds are never released until inbound funds have been received. Additionally, although the Group does offer forward contracts to its customers, its deposit and mark-to-market policies ensure that Equals runs an immaterial risk in this area.

Regulators and banks across the globe are increasingly focused on anti-money laundering (AML) and compliance standards. Equals welcomes the higher levels of supervision and auditing in this area as we view our compliance controls and governance to be a competitive advantage. Equals instils a Group-wide compliance culture facilitated by regular, compulsory, training for all employees. The Group has continued its investment in this area with increased headcount and expertise being added across onboarding, enhanced due-diligence, transaction monitoring, risk, compliance and regulatory teams. In addition, the Group has invested in compliance technology by deploying improved internal tooling combined with outsourced platforms to automate tasks where possible. Furthermore, given our growth in transaction volumes, in FY-2022 the Group invested into a machine-learning transaction monitoring system, called Featurespace, which we successfully rolled out in FY-2023.

The philosophy of 'growth with control' is also prevalent in our product and engineering functions. All customer-facing product developments are built with the involvement of all areas of the business to ensure Equals creates end-to-end applications that support internal operational efficiency as well as superior customer user experience ('UX'). Equally, the Group listens to our customers when we design and build new products

and all applications pass through rigorous quality assurance and live testing before wider roll-out. In addition to customer-facing developments, our technical roadmaps include many workstreams that improve internal efficiency and control, not just outward facing product rollouts. Concurrently, the Group will utilise external tooling and software where appropriate, for instance in CRM, transaction monitoring & KYC checks, so we can concentrate our resources on developing software that enhances our products and competitive advantage.

The Group has also implemented strong governance over all aspects of our Engineering and IT processes. A monthly Security Council, with membership including Board members and all key departments, is required to sign off all changes including new products, product changes, new software usage and vendor approval. The Security Council also conducts a review of any security incidents at each meeting and authorises any changes required. The robustness of our governance allowed the Group to announce, on 4 December 2023, that it had been awarded ISO/IEC 27001 status, the leading international standard focused on Information Security Management. This independent accreditation testifies to the strength of the technology platform that has been built as well as the processes and controls that we operate.

The engineering, product and design teams continued to produce significant improvements in our products and functionality in FY-2023 at a very high cadence. Highlights included:

- **Payments Sending Service (PSS)** – this capability allows automation of our 'payments out' rails, utilising SWIFT, and thereby direct integrations to our major Banking partners
- **Completion of Equals Money core functionality** – Equals Money now has the complete range of functionality required to sunset legacy platforms and enable all our products to operate on one unified technology stack
- **Equals Money API** – full functionality of Equals Money now available to customers over API, including a technical team dedicated to customer onboarding and full sandbox
- **FairFX re-platformed** – FairFX B2C cards now operate as a pure "white label" of Equals money, utilising the API suite described above
- **White-Label of Equals Money** – Similar to FairFX, The Equals Money API suite was utilised to enable the first commercial white-label of Equals Money
- **Equals Money Europe** – integration work completed on time to bring EMEU into operational status with local IBAN capability by the end of 2023; and
- **Roqqett integration** – the GBP open-banking capabilities of Roqqett were enhanced and made more robust before integration into the FairFX checkout journey.

CHIEF EXECUTIVE OFFICER'S REPORT CONTINUED

The developments above all fit within the Group's strategy of increasing its total addressable markets by product and functionality innovation combined with widening the geographic markets the Group can access.

SUSTAINED INVESTMENT IN PEOPLE

The success of the Group is attributable to its excellent employees who consistently demonstrate all of the core values of Equals, namely:

- **Make it happen** – own the outcome individually
- **Succeed together** – communicate and encourage each other to deliver
- **Be the customer** – constantly seek to improve customer experience
- **Go beyond** – push ourselves to excel, individually and collectively.

The Group has a bi-annual appraisal process, which also drives salary reviews and incentive plans. The Group is proud to have a diverse workforce and it strives to train and promote from within as well as seek fresh talent from elsewhere.

Equals continues to invest in its employees and consistently looks to implement measures to enhance the work environment for employees. The Group utilises benchmarking to ensure it provides a strong benefits programme and it continues to support a hybrid working policy. The health and wellbeing of employees is taken very seriously, and the Group has implemented many programmes to support this.

Overall, investment in People has resulted in the Group having a low level of staff turnover amongst key employees. Implementation of a Company-wide share incentive plan ('SIP') combined with a long-term incentive plan ('LTIP') for management, continue to be strong retention tools in what continues to be a difficult labour market in terms of attracting talent.

Average headcount increased to 341 in FY-2023, up from 268 in FY-2022. The growth in headcount reflects the Group putting in place the resources needed for our next phase of growth in 2024 and beyond, given the greater TAM and distribution channels we can now access. The additional recruitment has been in either direct revenue production areas or in revenue enablement areas.

Revenue production teams include sales, marketing, sales operations and dealing. Revenue enablement encompasses onboarding, compliance, API integration as well as broader operations capacity.

In addition, headcount increased by the expansion via acquisition into Europe via EMEU, completed in July 2023, which will contribute to revenues more strongly in 2024.

We expect headcount to remain broadly stable at current levels in 2024. Accordingly, although revenue per head increased to £281k from £260k in the prior year, we would expect a further increase in 2024 given the investments we have made and the increased Target Addressable Market.



CHIEF EXECUTIVE OFFICER'S REPORT CONTINUED

EQUALS POSITION IN THE PAYMENTS SPACE

Global payments is a multi-trillion dollar market that remains a complex and constantly evolving space. Whilst technology has seen radical changes in many industries, payments had not evolved at the same pace until relatively recently with legacy payment mechanisms of cash, cheques, account-to-account transfers and more latterly cards dominating the landscape. Furthermore, the settlement rails that supported these payment methodologies were frequently decades old. The problems that this created were even more acute when making international, or cross-border, payments as settlement rails in one country frequently did not interface with those in another.

The 21st century has seen more investment into payments and more disruptive technology being applied which has changed the long-standing status quo and introduced new participants into the space, known as 'fintech' businesses. The advent of crypto currencies, and concurrently blockchain, has further accelerated the rate of change such that payments in general is now evolving at a rapid pace.

This is the backdrop to the Group's sustained investment over several years to carve out a specific niche for Equals, focused on the B2B customer space. The Group has developed a unique proposition that provides its customers with both account-to-account transfers and card payments in one multi-currency platform built on infrastructure giving bank-grade connectivity and security on superior customer interfaces. Equals customers can consume this platform directly via the secure login, on a white-label basis, or via an API technical interface. The flexibility the Group can support and the channels by which this can be consumed by customers is a key differentiator. Within Equals B2B focus, the Group targets two major segments, SMEs, via Equals Money, and larger corporates, via Equals Solutions. Both offer a single platform comprising own-name, multi-currency IBAN current accounts, account-to-account transfers, and card products for both domestic and international transactions.

COMPETITION AND DIFFERENTIATION

The Group's competitors fall into two major categories, the incumbent banks and the fintech 'disruptors.' Despite the recent growth of fintech companies, the majority of payment volumes still flow through the incumbent banks, in some part due to customer inertia and the difficulty of switching providers. For Equals, the key is to target the customer base of the incumbent banks whilst concurrently making it easy for those customers to consume the products and services of the Group. These twin challenges have been the driving factors behind the Group's product development and also its efforts to make onboarding of new customers as rapid and seamless as possible for the customer.

In contrast to the incumbent banks, fintech competitors tend to focus on one silo of what Equals provides as an overall platform (e.g. current accounts, cards, or international payments) and are often B2C focused. In addition, they typically operate 'self-serve' platforms. This is in contrast to Equals as it provides leading technology allied with human assistance in supporting customers to navigate the complexities of payments via dedicated account management teams.

The Group therefore differentiates itself by harnessing the best of these two competitor groups, namely the trust, security and heritage of the incumbent banks combined with the technological innovation of the fintech community. Accordingly, Equals will continue to invest in its platform, connectivity, and payment rails to remain one step ahead and its success to date in doing so is reflected in the Group's FY-2023 results.

M&A OPPORTUNITIES

The Group continues to assess M&A opportunities in three main areas, which are not mutually exclusive. Firstly, to acquire profitable businesses that can easily be added to the platform and provide scale. Secondly, to acquire value-added functionality complementary to our offering. Lastly, to expand our portfolio of regulatory licences and access to overseas markets. FY-2023 saw Equals execute deals in all three categories and we continue to be alert for further opportunities.

ESG

Equals wholeheartedly embraces ESG initiatives and takes Equality, Diversity, and Inclusivity ('EDI') extremely seriously. Our EDI strategy, which covers not only employees but also customers, includes an internal EDI network populated with elected representatives and regular employee surveys. This is a key objective for all Executive Committee members and forms part of their appraisals.

H1-2024 TRADING

FY-2024 has started strongly with revenue in H1-2024 up to 12 April 2024 reaching £31.9 million, up from £24.5 million in the same period in FY-2023, an increase of 30%. The revenue from Solutions in the same period was £13.2 million, up 74% on the same period in 2023 of £7.6 million. Revenues per working day up to 12 April 2024 were £443k, an increase of 27% over £350k per day in the same period in H1-2023 and 5% higher than £422k per day achieved in Q4-2023.

CHIEF EXECUTIVE OFFICER'S REPORT CONTINUED

Strong B2B revenue growth continues with all product lines progressing well. Equals Solutions, which contributed £31.0 million of revenues in FY-2023, is expected to continue to grow strongly as the Group adds new functionality to its payments platform during the year and widens its TAM.

In keeping with the strategy pursued in FY-2023, our product and development roadmap for the rest of FY-2024 reflects our continued investment into our platform capabilities. Key deliverables are: -

- Automated bulk payments capability, including over API integration,
- Full straight-through-processing (STP),
- Further enhancement of Equals Money Europe capabilities,
- In-house integration with SWIFT,
- Improve complete onboarding UX and processes to improve speed,
- Support white-label scale up,
- Sunset remaining legacy platforms and minimise technical debt.

The outlook for the business, as a result of our sustained and continuing investments combined with our excellent people, remains strong. In addition, the Group's addressable market is now significantly greater with our expansion into Europe and increased distribution channels. Equals has created a payments platform comprising international and domestic payments, card payments and current account services underpinned by exceptional technology and direct connections to multiple payment networks.



IAN STRAFFORD-TAYLOR

Chief Executive Officer

15 April 2024



Chief Financial Officer's Report

The FY-2023 results have been impacted by a number of significant events:

- (a) The Company's decision to restructure its reserves thus leading to an interim dividend of 0.5 pence per share paid on 7 December 2023 and the recommendation of a final dividend of 1 pence per share, giving a total dividend paid and proposed of 1.5 pence for 2023.
- (b) The launch of a Strategic Review, announced on 1 November 2023, aimed at evaluating whether greater value could be obtained through a sale of the Company in light of the lacklustre performance of the UK equities market as a whole.
- (c) The disposal of the travel cash business and the completion of three acquisitions:
 - (i) Roqgett Ltd (open banking platform);
 - (ii) Hamer and Hamer Ltd; and
 - (iii) Oonex S.A. (renamed Equals Money Europe S.A.).

More details on these events are reported below.

In summary, the FY-2023 results have been positively impacted by the success of the Equals Solutions product: Group Revenue was up 37%; Gross Profits up 55%, Adjusted EBITDA up 70%, and Adjusted EPS up 127%.

I present my review and financial analysis for the year ended 31 December 2023.

TABLE 1 – INCOME AND EXPENSE ACCOUNT

	FY-2023 £ millions	FY-2022 £ millions
Revenue (tables 3, 4)	95.7	69.7
Gross Profits (table 5)	52.3	33.7
Less: Marketing	(2.6)	(1.9)
Contribution	49.8	31.8
Staff costs	(20.3)	(14.4)
Property and office cost	(1.2)	(0.9)
IT and telephone costs	(3.2)	(2.0)
Professional Fees	(2.2)	(1.2)
Compliance costs	(1.5)	(0.7)
Travel and other expenses	(0.7)	(0.5)
Adjusted EBITDA	20.6	12.1
Less: Share option expense	(1.4)	(0.9)
Less: Acquisition costs (table 6)	(1.4)	(0.2)
Less: Exceptional items	(0.7)	-
EBITDA	17.1	11.0
IFRS 16 Depreciation (table 7)	(0.7)	(0.8)
Other depreciation (table 7)	(0.5)	(0.4)
Amortisation of acquired intangibles (table 8)	(1.7)	(1.3)
Other amortisation (table 8)	(5.4)	(4.4)
Contingent consideration credit / (cost)	0.5	(0.3)
	(7.8)	(7.2)
Gain on Disposal of Cash CGU	0.4	-
EBIT	9.7	3.8
Lease interest	(0.2)	(0.2)
Foreign exchange differences	(0.3)	(0.1)
Contingent consideration finance charges	(0.1)	(0.1)
	(0.6)	(0.4)
PROFIT BEFORE TAXATION	9.1	3.4
Corporate and deferred taxation	(1.4)	0.2
PROFIT FOR THE YEAR	7.7	3.6

CHIEF FINANCIAL OFFICER'S REPORT CONTINUED

When the changes are presented as a bridge, the standout facts are the increase in revenue leading to increased contribution (gross profits less marketing costs), offset by higher labour costs, both through planned increases in staff resources and responding to labour market pressures. Other cost increases were also a mix of inflation pressures, but also decisions taken to upskill and upscale resources for a rapidly growing business.

TABLE 2 – ADJUSTED EBITDA BRIDGE FROM FY-2022 TO FY-2023 (in £'000s)

FY-2022 Adjusted EBITDA	12,120
Add: 56% uplift in contribution FY-2023	17,964
Less: 41% increase in staff costs, reflecting a higher planned headcount, particularly in compliance due to regulatory pressures.	(5,898)
60% increase in IT and communications, taking into account increased web hosting charges and development tools in line with transaction growth.	(1,206)
96% increase in professional and compliance costs, much of which is attributable to increased professional and compliance including regulatory fees in line with geographical expansion.	(1,836)
24% increase in property through geographical expansion.	(228)
Increase in other costs including travel and entertaining costs incurred through ambassadorial initiatives and industry awareness events.	(279)
FY-2023 Adjusted EBITDA	20,637
Uplift over FY-2022	8,514
% uplift over FY-2022	70%

Revenue

All product lines and all verticals saw significant increases in revenue in the year. The Group has concentrated on the corporate sector and has seen strong growth in International Payments, White-Label and Solutions business and modest growth in consumer and small businesses.

H1-2023 saw an increase of £13.6 million in revenue over H1-2022, and £6.7 million over H2-2022. The growth continued in the second half, with H2-2023 adding a further £12.4 million in revenue against the same period in H2-2022 and £5.7 million over H1-2023. Overall revenue in FY-2023 was 37% ahead of FY-2022.

The table below shows the revenue by both CGU and customer types. The Europe revenue segment is the acquisition of the European entity Equals Money Europe in H2-2023, which represents £1.7 million of the Group's total revenue of £95.7 million for FY-2023.

TABLE 3 – REVENUE BY CUSTOMER TYPE

Revenue in £ millions	Consumer and small business ("B2C")	Corporates	Large enterprises	Sub-total	White-label	TOTAL FY-2023	TOTAL FY-2022	% change
	International Payments	3.8	18.9	–	22.7	16.7	39.4	34.4
Cards	5.0	10.2	–	15.2	–	15.2	12.5	22%
Banking	8.3	–	–	8.3	–	8.3	6.1	36%
Solutions	–	–	31.0	31.0	–	31.0	15.7	97%
Travel cash	0.1	–	–	0.1	–	0.1	1.0	–86%
Europe	–	0.9	0.8	1.7	–	1.7	–	–
Total, FY-2023	17.2	30.0	31.8	79.0	16.7	95.7	69.7	37%
Total, FY-2022	16.6	22.4	15.7	54.7	15.0	69.7		
% Change*								
FY-2023 to FY-2022	+3%	+34%	>103%	+45%	+11%	+37%	+37%	

* based on underlying figures

Further analysis we disclose below, revenue per half-year period.

CHIEF FINANCIAL OFFICER'S REPORT CONTINUED

TABLE 4 – REVENUE BY HALF-YEAR

Revenue in £ millions	Solutions	White- Label	Other International Payments	Cards (Retail and Corporate)	Banking	Bureau	Europe	Total	Revenue per day in £'000s
H1-2022	6.2	7.2	9.1	5.6	2.8	0.5	–	31.4	255.1
H2-2022	9.5	7.8	10.3	6.9	3.3	0.5	–	38.3	301.4
FY-2022	15.7	15.0	19.4	12.5	6.1	1.0	–	69.7	278.7
% of total	22%	22%	28%	18%	9%	1%	–	100%	
H1-2023	13.6	8.9	11.0	7.4	4.0	0.1	–	45.0	362.9
H2-2023	17.4	7.8	11.7	7.8	4.3	–	1.7	50.7	397.6
FY-2023	31.0	16.7	22.7	15.2	8.3	0.1	1.7	95.7	380.5
% of total	32%	17%	24%	16%	9%	0%	2%	100%	
2023 vs 2022	99%	11%	16%	22%	37%	– 86%		37%	36.4%

Gross profits

Gross profits have improved both monetarily and in percentage terms. The aggregate gross profits have steadily increased through tight management of pay-aways and the changing mix of business. Gross profit percentage has increased from 47% in H1-2022 to 49% in H2-2022, to 52% in H1-2023 and to 57% in H2-2023. This ratio is expected to remain at this level.

White-label GP percentages have increased materially as the division becomes less reliant on some underlying B2C trading.

The key components of cost of sales have not changed, being a mix of affiliate (or introducer) commissions, transaction costs, and sales-related staff commissions (which include employers National Insurance Contributions) to the trading and sales teams.

TABLE 5 – GROSS PROFIT MARGIN BY HALF-YEAR

	Solutions	White- Label	Other International Payments	Cards (Retail and Corporate)	Banking	Bureau	Europe	Total
H1-2022	46%	12%	59%	61%	76%	48%	–	47%
H2-2022	50%	14%	56%	65%	78%	42%	–	49%
FY-2022	48%	13%	57%	63%	77%	45%	–	48%
H1-2023	54%	19%	59%	64%	84%	31%	–	52%
H2-2023	60%	21%	60%	65%	84%	87%	56%	57%
FY-2023	57%	20%	60%	64%	84%	36%	56%	55%

Marketing, branding and contribution

The Group has actively managed its marketing expenditure more closely having carried out a thorough review and a constant assessment of 'Return on Spend'. Expenditure has been incurred on digital marketing, marketing and hospitality events and exhibitions. Marketing, as a percentage of Revenue has remained static at around 2.7%.

CHIEF FINANCIAL OFFICER'S REPORT CONTINUED

Staff costs

Staff costs (gross of capitalisation and exceptional items) were £25.9 million in FY-2023 against £18.6 million in FY-2022. This increase was attributable to:

- Organic headcount increases (headcount numbers have moved from 285 as at 31 December 2022 to 367 as at 31 December 2023 and 400 at 31 March 2024). Recruitment costs were £969k in 2023 against £557k in 2022. 2023 saw the recruitment of 90 new employees in the UK.
- Acquisitions added a further 30 to the Group's headcount offset by five leavers following the sale of the FX bureau in March 2023.
- Wage pressures, where the aggregate increases were around 7.2%.

Gross staff costs have been offset by £5.7 million of capitalised internal software (FY-2022: £4.2 million), which included £2.4 million on contractors (FY-2022: £1.4 million). The amounts capitalised represent 27% of gross staff costs, increased from 22% in 2022 largely due to inflation impacting contractor costs.

The composition of headcount is approximately: Commercial, 20%; Operations (including compliance), 38%; Engineering, 16%; Product and Design, 5%; Europe (all functions), 6%; Finance and HR, 8%; Other, 7%.

Professional fees and Compliance costs

Owing to an increasing cross-industry compliance burden, the Group has chosen to report compliance and similar costs separate to other professional fees. Such costs, including onboarding systems, have risen due to a combination of greater business activity and the Group's desire to fast-track business applications proactive with regulation.

Professional fees have risen in line with trends widely reported in the national press, most notably the provision for the cost of the audit noting increased acquisition activity and implementation of enhanced systems.

Exceptional items

There were two significant corporate projects undertaken in FY-2023 which led to exceptional costs of £0.7 million being incurred: the restructuring of reserves to enable the payment of dividends, and the decision to launch a strategic review in order to explore ways of enhancing shareholder value. The former, which required Court consent, was successfully concluded in Q4-2023 leading to the payment of 0.5 pence per share dividend. The latter is a process which is continuing at the time of this announcement.

Capital Reduction and Maiden Interim Dividend Payment

With Court approval, on 1 November 2023, the Group carried out a Capital Reduction moving £25 million to Distributable Reserves from the Share Premium account. Following the reduction, the Group declared and issued a maiden interim dividend of 0.5 pence per share to the shareholders of Equals Group PLC and the Trust. The total number of shares eligible for the dividend was 185,731,589 with a total cash payment of £928k paid on 7 December 2023.

Acquisitions and disposals

In FY-2023, the Group incurred costs of £1.5 million (of which £1.4 million was taken to the income statement) in relation to the completion of the three acquisitions and one disposal.

- Roqgett Limited, an FCA-regulated open-banking platform provider, was acquired on 6 January 2023. It has two key licenses: an AISP (Account Information Service Provider) and a PISP (Payment Initiation Service Provider).
- Hamer and Hamer Limited, acquisition completed following FCA approval on 20 April 2023 of the entire ordinary share capital historically focused on the provision of international payments.
- Oonex S.A., a Belgian company, an authorised payment institution regulated by the National Bank of Belgium, was acquired on 4 July 2023. The acquisition enables the provision of Equals products into the European Economic Area (EEA). Oonex was subsequently renamed Equals Money Europe S.A. Its board now comprises Ian Strafford-Taylor (CEO), Stephen Paul (Deputy CFO), James Simcox (Chief Product Officer and MD of Europe) and Matthijs Boon (COO), along with two independent directors as required under Belgian regulations.
- The FX bureau business, with a predominantly B2C customer base, was sold on 14 March 2023 for an initial £250k with a further £100k subject to certain conditions being met.

CHIEF FINANCIAL OFFICER'S REPORT CONTINUED

TABLE 6 – ACQUISITIONS

Acquisition date	Roqqett 06.01.2023 £'000s	Hamer & Hamer* 20.04.2023 £'000s	Oonex S.A. 04.07.2023 £'000s	Total £'000s
Cash paid at acquisition	169	1,500	–	1,669
Cash paid at acquisition for acquired liabilities	–	–	2,461	2,461
Cash paid post-acquisition	215	–	120	335
Total cash paid for acquisitions	384	1,500	2,581	4,465
Shares issued at acquisition	–	–	3,190	3,190
Shares issued post-acquisition	500	–	–	500
Total shares issued paid for acquisitions	500	–	3,190	3,690
Total cash paid and shares issued for acquisitions	884	1,500	5,771	8,155
Fair Value on shares issued	–	–	694	694
Performance assessed consideration thereon	35	–	50	85
Capitalised incidental expenses	131	–	–	131
Acquired liabilities payable in cash	–	–	1,524	1,524
Deferred consideration payable in cash**	500	768	–	1,268
Deferred consideration payable in shares	–	–	810	810
Total consideration transferred	1,550	2,268	8,849	12,667
Fair Value thereon	664	(30)	1,779	2,413
Deferred tax thereon	–	369	609	978
Total acquired	2,214	2,607	11,237	16,058
Goodwill	–	1,129	8,801	9,930
Other intangible assets:				
Open Banking Technology	2,214	–	–	2,214
Customer Relationships	–	1,478	2,436	3,914
Total intangibles acquired	2,214	2,607	11,237	16,058
Acquisition costs charged to P&L	212	149	1,016	1,377

* *earn outs are payable on the 1st, 2nd and 3rd anniversaries of the acquisition if targets are met. The maximum earn out is £1.7 million over the three-year period.*

** *the final earnout for Casco acquired on 19 November 2019 of £509k is included in deferred consideration on the balance sheet date. This final earnout and the £500k due for Roqqett was paid by 31 March 2024. The remaining balance, which relates to Hamer & Hamer, has a gross value of £1.7 million and a fair value of £0.8 million is payable over three years from May 2024.*

The transactions contributed to the Group's results as shown below:

Date acquired/disposed	FY-2023 Roqqett 06.01.2023 £'000s	FY-2023 Hamer & Hamer 20.04.2023 £'000s	FY-2023 Oonex S.A. 04.07.2023 £'000s	FY-2023 Total £'000s
Revenue	–	839	1,747	2,586
Gross Profits	–	736	975	1,711
Adjusted EBITDA	(495)	466	(368)	(397)

Depreciation

Tangible fixed assets are depreciated over the anticipated useful life with a maximum of 60 months (other than leasehold improvements which is a maximum of 120 months).

CHIEF FINANCIAL OFFICER'S REPORT CONTINUED

TABLE 7 – DEPRECIATION

	FY-2023 £'000s	FY-2022 £'000s
IFRS 16 depreciation	692	822
Other depreciation	536	389
	1,228	1,211

Based upon the expenditure incurred to 31 December 2023, the depreciation charges for those assets in FY-2024 will be:

	£'000s
IFRS 16 depreciation	662
Other depreciation	450
	1,112

Amortisation

Intangible assets acquired on acquisition are amortised over their estimated useful lives, with a maximum of 60 months for brands and a maximum of 108 months for customer relationships. The charge to amortisation for the year can be analysed as follows:

TABLE 8 – COMPONENTS OF AMORTISATION CHARGES

	FY-2023 £'000s	FY-2022 £'000s
Amortisation charge arising from the capitalisation of internally developed software in the following years:		
2018 and earlier	545	917
2019	1,661	1,661
2020	893	893
2021	599	576
2022	791	388
2023	506	–
	4,995	4,435
Amortisation charge for other intangibles	381	291
	5,376	4,726
Amortisation of acquired intangibles	1,672	1,282
Total amortisation charge	7,048	6,008

Based upon expenditure to 31 December 2023, the amortisation charges for FY-2024 are expected to be:

	£'000
Internally developed software	4,857
Other intangible assets	202
Acquired intangibles	1,718
	6,777

Operating result

The Group made a profit before taxation of £9.1 million for the year, compared to £3.4 million for FY-2022.

Taxation, incorporating R&D credits

The Group has recognised a net tax charge of £1.4 million (FY-2022: net tax credit £135k). At the balance sheet date, the Group estimates it has usable tax losses of £12.4 million.

CHIEF FINANCIAL OFFICER'S REPORT CONTINUED

TABLE 9 – BALANCE SHEET

This table shows a compressed “balance sheet” for the Group.

	31.12.2023 £'000s	31.12.2022 £'000s
Internally generated software – cost	32,207	26,001
Internally generated software – accumulated amortisation	(18,407)	(13,411)
	13,800	12,590
Other non-current assets (other than deferred tax)	32,949	18,558
IFRS 16 assets, less IFRS 16 liabilities	(599)	(830)
	46,150	30,318
Liquidity (per Table 11)	17,803	14,320
Trade debtors and accrued income	6,503	4,244
Prepayments	1,789	1,345
Deposits and sundry debtors	196	189
Working Capital Advances to Roqqett	–	830
Deferred Consideration Receivable from the sale of FX bureau	100	–
Inventory of card stock	372	292
Accounts payable	(2,831)	(2,069)
Affiliate commissions	(3,135)	(2,563)
PAYE and pension	(1,023)	(816)
Staff commissions and accrued bonuses	(2,391)	(1,690)
Acquired liabilities for Oonex S.A. outstanding at 31 December	(1,519)	–
Other accruals and other creditors	(3,700)	(1,937)
	12,164	12,145
Cash earn-out balances not paid*	–	(424)
Cash earn-out balances paid by 31.12.2023	–	(1,092)
Cash earn-out balances paid between 31.12.2023 and 15.04.2024:		
Casco	(509)	(509)
Roqqett (per Table 6)	(500)	–
Cash earn-out balances payable after 15 April 2024 attributable to Hamer & Hamer:		
– Gross amount which could be payable over 3 years	(1,700)	
– Fair value accounting adjustment	932	
	(768)	–
Net corporation and deferred tax	849	1,639
Net value of forward contracts**	358	827
	(570)	441
NET SHAREHOLDER FUNDS	57,744	42,904

At 31 December 2023, the Company has distributable reserves of £23,079k. This is equivalent to £0.12 per share.

* The 2022 cash earn-out balances not paid where performance assessed and subsequently credited back to the P&L in 2023

** The gross value of the forwards book at 31st December 2023 was £315.3 million (31st December 2022: £253.3 million)

CHIEF FINANCIAL OFFICER'S REPORT CONTINUED

Share capital

The number of shares in issue at 1 January 2023 was 180,712,473. This increased in the year through the exercise of 352,758 share options and 1,051,176 shares at nominal value were issued pursuant to the 2021 SIP. In addition, 3,938,294 shares were issued in pursuance to the acquisition of Oonex S.A. and 573,197 shares in pursuance to the acquisition of Roqqett. Thus, at the balance sheet date, there were 186,627,898 shares in issue. A further 1,000,000 shares were issued on 4 January 2024 pursuant to the acquisition of Oonex S.A.

The SIP held 1,719,296 shares at 31 December 2023.

Share options

At 1 January 2023, the Company had 16,141,058 options outstanding. 352,758 of these were exercised in 2023, 536,512 were cancelled and 165,760 were lapsed. On 6 November 2023, the Company announced Discretionary Share Incentive Plans for over 2,600,000 shares and 459,448 shares under the Company SIP. Thus, at the date of signing of these financial statements, there were 16,390,301 options, representing 8.74% of the issued share capital as at 15 April 2024.

At 15 April 2024, there were 16,390,301 share options yet to be exercised of which 7,222,800 had fully vested.

Earnings per share

Earnings per share are reported/calculated in accordance with IAS 33. For non-diluted, the result after tax is divided by the average number of shares in issue in the year. The average number of shares was 183,624,192 (FY-2022: 180,304,802).

The calculation of diluted EPS is based on the result after tax divided by the number of actual shares in issue (above) plus the number of options where the fair value exceeds the weighted average share price in the year. The fair value of options is measured using Black-Scholes and Monte-Carlo. It should be noted that in accordance with Accounting Standards, this calculation is based on fair value, not the difference between the market price at the end of the year or the weighted average price and the exercise price. The weighted average price was 99 pence (FY-2022: 84 pence), the number of options exceeding the fair value was 9,820,535 (FY-2022: 7,278,986).

The basic and diluted EPS are shown below:

	Basic	Basic	Diluted	Diluted
	FY-2023	FY-2022	FY-2023	FY-2022
Earnings per share (in pence)	4.22	1.80	4.00	1.73

Adjusted earnings and adjusted EPS

	FY-2023	FY-2022
	£'000s	£'000s
P&L attributable to owners of Equals Group Plc	7,746	3,236
Add back:		
- Share option charges	1,447	970
- Amortisation of acquired intangibles	1,672	1,282
- Exceptional items	714	-
- Acquisition costs	1,377	164
- Tax impacts thereon*	183	31
Adjusted earnings	13,139	5,683

*Tax impacts thereon are associated to items not added back to the tax computations relating to Exceptional items and Acquisition costs.

CHIEF FINANCIAL OFFICER'S REPORT CONTINUED

The resulting earnings per share are shown below:

	Basic FY-2023	Basic FY-2022	Diluted FY-2023	Diluted FY-2022
Adjusted earnings per share (in pence)	7.16	3.15	6.79	3.03

CASH STATEMENT

Exclusive of acquisitions and dividends, operational cash of £13.2 million (2022: £7.2 million) was generated during the year, a cash conversion rate of 64% over Adjusted EBITDA, compared to 60% for FY-2022.

The movement in the cash position is shown in the table below:

TABLE 10 – CASHFLOW

	FY-2023 £'000s	FY-2022 £'000s
Adjusted EBITDA	20,637	12,120
R&D tax credits received via Roqqett acquisition	232	–
R&D tax credits received in cash	–	400
Lease payments (principal and interest)	(929)	(969)
Acquisition costs expensed through the income statement	(1,377)	(164)
Exceptional items	(714)	–
Internally developed software capitalised for R&D:		
- Staff	(5,653)	(4,191)
- IT Costs	(553)	(408)
Purchase of other intangible assets less disposals (Non-R&D)	(412)	(445)
Purchase of other non-current assets	(478)	(271)
Movement in working capital	(1,027)	1,147
“Operational cash inflows”	9,726	7,219
Funds from exercise of share options	97	193
Interim dividend payment	(928)	–
Net cash proceeds in Disposal of CGU	280	–
Earn-outs of acquisitions made in prior periods	(1,092)	(2,614)
Cash paid for acquisitions made in period (table 6)	(4,465)	–
Working capital loan made ahead of acquisition of Roqqett Limited	–	(830)
External funding repaid (CBILS)	–	(2,028)
NET CASHFLOWS	3,618	1,940
Balance at 1 st January	15,044	13,104
Balance at 31st December	18,662	15,044
Cash per share	10.2 pence	8.3 pence

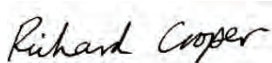
CHIEF FINANCIAL OFFICER'S REPORT CONTINUED

TABLE 11 – LIQUIDITY

	FY-2023	FY-2022
	£'000s	£'000s
Cash at bank	18,662	15,044
Balances with liquidity providers	2,758	1,950
Pre-funded balances with card provider	1,912	1,491
Gross liquid resources	23,332	18,485
Customer balances not subject to safeguarding	(5,529)	(4,165)
	(5,529)	(4,165)
Net position	17,803	14,320

Under the Group's current licensing regimes, the regulatory capital requirement is £3 million.

The Group's principal banking and liquidity providers include Barclays, NatWest, Citibank, Crown Agents Bank, Blackrock, Valitor, Sudden and Velocity along with funds held at the Bank of England.



RICHARD COOPER
Chief Financial Officer
15 April 2024



Statement on Section 172 of the Companies Acts 2006

COMPLIANCE WITH COMPANIES ACT 2006, SECTION 172 STATEMENT

Under Section 172 of the Companies Act 2006, a director of a company must act in the way they consider, in good faith, would be most likely to promote the success of the company* for the benefit of its members as a whole, and in doing so have regard (amongst other matters) to:

- (a) the likely consequences of any decision in the long term,
- (b) the interests of the company's employees,
- (c) the need to foster the company's business relationships with suppliers, customers and others,
- (d) the impact of the company's operations on the community and the environment,
- (e) the desirability of the company maintaining a reputation for high standards of business conduct, and
- (f) the need to act fairly as between members of the company.

**The Directors consider that references to company extend to both the Company and the Group*

The Group's stakeholders include, but are not limited to, its employees; suppliers; customers; regulators; and investors.

The Board endeavours to achieve and maintain a reputation for high standards of conduct amongst its stakeholders which it regards as crucial in its ability to successfully achieve its corporate objectives. During the development of the Group's strategies and decision making processes, the Board will consider its stakeholders and their interests. The differing interests of stakeholders require the Board to assess and manage the impact of its policies in a fair and balanced manner to the benefit of its stakeholders as a whole.

The Board considers below these different stakeholder groups, their material issues and how the Group engages with them. Relevant board engagement with key stakeholders is detailed in the corporate governance report.

EMPLOYEES

The employees are one of the greatest assets to the Group. Their interests, which include training and development; a safe environment to work; diversity and inclusion; fair pay and benefits; reward and recognition are a high priority. On a day-to-day basis, Directors engage directly with employees promoting an open, non-hierarchical culture, in which employees have an active contribution to the Group's success. Regular management training, internship programmes, personal development and performance reviews all contribute to the development of staff.

SUPPLIERS

Supplier interests include fair trading, payment terms and working towards building a successful relationship. The Group will regularly review its supplier payments and performance alongside its monitoring of its performance. All suppliers, particularly low value suppliers, are paid promptly for their invoices once validated by the approved personnel in the Group. The Group has processes in place in order to combat modern slavery in the business and its supply chains, and details of these can be found in the published Modern Slavery Statement at <https://www.equalsPLC.com/content/investors/corporate-governance>

CUSTOMERS

Customers are interested in successful product availability, fair pricing and adherence to regulations. The Group wants to achieve the highest level of customer service and will regularly review feedback and reviews it receives from its customers. The Group operates under an open and transparent pricing model with its customers.

REGULATORS AND COMPLIANCE

The Group holds licences with the Financial Conduct Authority and HMRC and must adhere to the regulatory requirements of these licences. The Group ensures that staff have sufficient knowledge and regular training if necessary to ensure that these regulations are met.

All staff receive ongoing Anti-Bribery and Anti-Money Laundering training as the nature of the business may result in a higher risk of money laundering. Procedures and communications are in place to ensure that staff are able to comply with Anti-Money Laundering should there ever be a case.

STATEMENT ON SECTION 172 OF THE COMPANIES ACTS 2006 CONTINUED

INVESTORS

Investors expect to be informed of the financial performance and developments of the Group. This is done by holding regular trading updates; planned investor programmes; publication of the annual and interim reports and press releases. All shareholders are invited to attend the Annual General Meeting where they are able to raise questions to the Board. The Executive Directors will attend meetings with investors and analysts.

The Strategic Report on pages 6 to 25 was approved and authorised for issue by the Board after stock market trading hours on 15 April 2024, and was signed on its behalf by:



IAN STRAFFORD-TAYLOR
Chief Executive Officer



Governance



Report on Corporate Governance

for the year ended 31 December 2023

OVERVIEW

As Chairman of the Board of Directors of Equals Group PLC ("Equals", "we", "the Company", "the Board", or "the Group" as the context requires), it is my responsibility to ensure that Equals has sound governance and an effective Board. This responsibility includes leading the Board and overseeing the Group's corporate governance. Good and timely information flows between Executives and Non-Executives with interactions that are both supportive and challenging are essential to this.

The goals the Group pursues are to create value for shareholders and customers, to monitor and improve our environmental and societal impacts and to adhere to good corporate governance.

GOVERNANCE CODE AND COMPLIANCE

Equals adopted the 2018 Quoted Companies Alliance Corporate Governance Code ("QCA Code") in line with the London Stock Exchange's AIM Rules.

The QCA code was re-issued on 13 November 2023 and Equals will be following the principles therein for 2024. The three themes of the 2023 code are:

- Deliver growth
- Maintain a dynamic management framework
- Build trust.

This Statement, in conjunction with the Chairman's Corporate Governance Statement published on our website, follows the ten-point structure of the 2018 QCA Code and describes how we have applied the Code. The Group will provide updates not less than annually.

The Board considers that the Group complies with the 2018 QCA Code so far as it is practicable having regard to the size, nature and current stage of development of the Group. The Board recognises that even where the Group may not fully comply with a principle or general provisions of the Code, it uses the Code as a benchmark in assessing its corporate governance standards. Where the Group does not fully comply, it gives reasons for this.

Equals pursues a customer-driven, socially and environmentally responsible culture illustrated through its internal values and policies and its supplier and shareholder engagements. Equals believes that application of the 2023 QCA Code supports the Group's medium to long-term success whilst simultaneously managing risks and providing an underlying framework of commitment and transparent communications with stakeholders.

The Group's Investor Relations website (equalsplc.com) contains all documents required by AIM rule 26, notably:

- The Articles and Memorandum of Association
- Admission document
- Financial statements and annual reports
- Governance statements
- Details of directors and advisors.

BOARD OF DIRECTORS

The Board is responsible for the overall management of the Group including the formulation and approval of the Group's long-term objectives and strategy, the approval of budgets, the oversight of the Group's operations, the maintenance of sound internal control and risk management systems and the implementation of Group strategy, policies, and plans. Whilst the Board may delegate specific responsibilities, there is a formal schedule of matters specifically reserved for decision by the Board; such reserved matters include, amongst other things, approval of significant capital expenditure, material business contracts and major corporate transactions. The Board meets formally on a regular basis to review performance.

DIRECTORS

The Equals Board is presently made up of five Directors. The experience and skills of each director is set out below.

The Board is confident that the current mix of skills and competencies amongst the Board aligns well with the Company's strategic priorities over the medium- to long-term but this position will continue to be kept under review.

ALAN HUGHES

Chairman and Independent Non-Executive Director

Date of appointment: 1 March 2020

Committees: Nominations (Chair), Remuneration, Risk

Alan has 35 years of experience with HSBC, becoming General Manager on the UK Executive board. He was also CEO of FirstDirect Bank where he introduced its digital services, and, introduced significant product innovation. He has had several non-executive roles, currently he is Chair of Unity Trust Bank PLC and Chair of Mitsubishi HC Capital UK PLC. He has taught banking and lectured at Warwick and Oxford Universities on service and innovation. He was Pro-Chancellor and deputy Chair of Council at Loughborough University. He has an MBA from Henley, is a Fellow of the Chartered Institute of Bankers, a Fellow of the Royal Society for Arts, Manufactures and Commercials and holds an Honorary Doctorate from Loughborough University.

REPORT ON CORPORATE GOVERNANCE CONTINUED

IAN STRAFFORD-TAYLOR**Chief Executive Officer****Date of appointment: 4 March 2014**

Committees: Nominations

A Founder and a Director of the Group since 2007. Ian has held a number of senior banking roles, including Business Unit Controller and Head of International Securities Lending at Morgan Stanley, where he worked from 1985 to 1992. Following this, Ian moved to UBS where he worked for 13 years as Managing Director and Global Head of Securities Borrowing & Lending, Fixed Income Repo and Prime Brokerage. Ian is a Chartered Accountant, qualifying with Arthur Andersen in 1985.

RICHARD COOPER**Chief Financial Officer****Date of appointment: 1 October 2020**

Committees: Audit, Risk, Remuneration, Nominations

Richard has extensive public market and growth company experience. He was the CFO of GVC Holdings PLC (now Entain PLC), one of the world's largest sports betting and gaming groups, from December 2008 to February 2017. Whilst at GVC, along with responsibility for financial reporting, Richard played a key role in the implementation of the company's acquisition strategy during that period, together with its move from AIM to the premium segment of the London Stock Exchange's Main Market. Richard, a Chartered Accountant, is also a non-executive director of two other companies on AIM: Non-Executive Chairman of Engage XR Holdings PLC, a technology-focused education company, and Chair of the Audit Committee of Insig AI PLC, a machine learning business focused on ESG for the fund management industry.

SIAN HERBERT**Independent Non-Executive Director****Date of appointment: 1 October 2020**

Committees: Audit (Chair); Risk (Chair); Remuneration, Nominations

Sian has had an extensive City career spanning 35 years within audit, financial crime, risk and regulation, focusing on the financial services and technology sectors. She gained 25 years' experience at PricewaterhouseCoopers LLP ("PwC"), including fifteen years as a partner within the forensic services group, becoming an established expert in financial services, e-money, and payment services, advising on financial crime, risk, regulatory change and the impact of technology. As well as being a member of the ICAEW, Sian is also a Member of the Hong Kong Society of Accountants. She is a member of the Board of Mitsubishi HC Capital UK PLC as the Audit and Risk Committee Chairs.

PROFESSOR CHRISTOPHER BONES**Independent Non-Executive Director****Date of appointment: 9 April 2021**

Committees: Remuneration (Chair); Audit, Risk, Nominations

Chris has held senior executive positions at major companies including Diageo and Cadbury. He was also Principal/ Executive Dean of the Henley Business School from 2004-2010. Chris co-founded Good Growth Ltd ('Good Growth'), a successful e-commerce consulting business whose clients include Diageo, Kraft Heinz, WH Smith, Pets at Home, ITV, Boohoo, Channel 4, and others.

He is chair of the Remuneration Committee for Equals Group PLC. He has held a variety of non-executive appointments in the private, public and third sectors. His other current roles are that of Chair of the Chartered Institute of Legal Executives and as a Commissioner for Judicial Appointments where he sits as a lay member of the Board of the Judicial Appointments Commission for England and Wales. Chris was awarded an honorary doctorate from Aberdeen University, from which he holds his undergraduate degree.

BOARD INDEPENDENCE AND TIME COMMITMENT

The Board has reviewed the independence of the Chairman and each of the Non-Executive Directors ("NEDs") and considers them to be independent in character and judgement, with no relationships or circumstances that are likely to affect, or could appear to affect, their judgement. None of the Non-Executive directors holds or did hold any share options in the Company.

The Non-Executive Directors are each expected to dedicate approximately 18 days per annum towards their duties and otherwise such time as required.

BOARD EFFECTIVENESS

All Directors are expected to keep their skill-set up-to-date, and the Company provides a number of opportunities for Board members to access development opportunities. The Company Secretary provides periodic briefings to the Board throughout the year on developments in corporate governance and regulatory matters, and new Directors are provided with a tailored induction. Non-Executive Directors are encouraged to be involved in specific workshops or meetings, in line with their individual areas of expertise. The Board shall review annually the appropriateness and opportunity for continuing professional development, whether formal or informal.

REPORT ON CORPORATE GOVERNANCE CONTINUED

The Companies believes that an effective board is one which delivers financial value for its shareholders along with other values and integrity for other stakeholders – customers, suppliers, communities, and colleagues. In 2023, the Board took forward the outcomes of the formal annual Board evaluation process undertaken in 2022, with a view to ensuring continued improvements in all aspects of the Board's operations.

The areas covered in the evaluation were: Board relationships, Board Skills & Governance, Board Processes Committees of the Board, and Priorities for Change. The Chairman also meets at least once annually with each of the Non-Executive Directors to discuss each Director's contributions to Board meetings. The Board intends to continue its approach toward periodic board evaluation in 2024 and beyond.

CULTURE

The Board recognises the importance it has in setting the tone, culture and behaviour of the Group and promotes an open and respectful dialogue with employees, suppliers and other stakeholders. The importance of sound ethical values and behaviours is crucial to the ability to successfully achieve the corporate objectives, and the Board places great importance on this aspect of corporate life, seeking to ensure that this flows across the Group.

The Group's values are:

- Make it happen;
- Succeed together;
- Be the customer; and
- Go beyond

These values promote the healthy corporate ethos of effective communication and encourage an 'ideas culture'. The Group believes such values are important in creating a strong and consistent internal culture, as well as being essential to driving the overall success as a business. Staff are actively encouraged to provide feedback on many areas surrounding the business activities and initiative, and fortnightly Group-wide meetings are held to promote an open and honest dialogue across the Group.

SHAREHOLDER ENGAGEMENT

The Group is committed to maintaining a healthy dialogue between the Board and all its shareholders to enable shareholders to come to informed decisions about the Company. The Chairman is generally available to shareholders, and the AGM presents shareholders with an additional opportunity to communicate with the Board. The AGM is attended by the Board and is open to all the Group's shareholders.



REPORT ON CORPORATE GOVERNANCE CONTINUED

At the Annual General Meeting held on 16 May 2023, the proposed resolutions received the following proportion of votes:

	In favour	Opposed	Withheld*
Ordinary resolutions:			
Adoption of 2022 Annual Report and Consolidated Financial Statements	99.99	0.01	0.00%
Re-appointment of PriceWaterhouseCoopers LLP as auditor to the Company	99.97	0.03	0.00%
Authority to allot shares	99.99	0.01	0.00%
Special resolution:			
Disapplication of pre-emption rights	95.61	4.39	0.00%

*a vote withheld is not a vote "in law" and is not counted in the calculation of the votes cast.

The Board has established four committees to which it has formally delegated duties and responsibilities. The four committees are:

- Audit
- Risk
- Remuneration
- Nominations

The attendance record of each relevant director at board level and committee meetings during 2023 is as follows (quorum was achieved for all meetings). Below committee attendance records represent those of committee members only, with other directors attending by invitation but not specifically included:

	Board	Audit Committee	Remuneration Committee	Nomination Committee	Risk Committee
Number of meetings in the year	9 ¹	2	5	0	5
Alan Hughes	9/9	–	5/5	–	5/5
Ian Strafford-Taylor	9/9	–	–	–	–
Richard Cooper	9/9	–	–	–	–
Christopher Bones	9/9	2/2	5/5	–	4/5
Sian Herbert	9/9	2/2	4/5	–	5/5

[1] Four additional Board or Board Committee meetings were held throughout the reporting period.

Canaccord Genuity Limited ("CGL") are appointed as Nominated Advisor, a position required under the rules of AIM support the Company to comply with the rules of AIM and the Market Abuse Regulations.

Browne Jacobson, solicitors, have served the Group for a number of years, and have dialogue as and when required with the Chairman, Chief Executive Officer and other executives of the Group.

One Advisory Limited ("ONE") was appointed as Company Secretary to the Company on 1 August 2021. ONE are responsible for ensuring that Board procedures are followed and supporting the Company to comply with applicable rules, regulations and obligations governing its operation, as well as helping the Chairman maintain excellent standards of corporate governance.

AUDIT COMMITTEE

The Audit Committee is responsible for monitoring the integrity of the Group's financial statements, reviewing significant financial reporting issues, reviewing the effectiveness of the Group's internal control and risk management systems, ensuring that processes are put in place to manage risk inherent in the business, and overseeing the relationship with the external auditor (including advising on their appointment, agreeing the scope of the audit and reviewing the audit findings). The Audit Committee is chaired by Sian Herbert and includes Non-Executive Director Chris Bones. The Audit Committee meets at least two times a year, including at appropriate times in the reporting and audit cycle to consider audit matters and otherwise to focus on risk matters. The Audit Committee also meets regularly with the Group's external auditor.

The report of the Audit Committee is included on pages 41 to 43.

REPORT ON CORPORATE GOVERNANCE CONTINUED

RISK COMMITTEE

The Risk Committee is responsible for maintaining the Group's risk register and evaluating the risks included in it. The Risk Committee comprises all Non-Executive Directors and is chaired by Sian Herbert and meets not less than four times a year. The Chief Operations Officer, not a board member, is responsible for day-to-day risk management and compliance and is the prime contact for regulatory bodies that have supervisory roles for the Group. Each regulated subsidiary company also has a risk committee which meets quarterly.

The report of the Risk Committee is included on pages 44 to 45.

REMUNERATION COMMITTEE

The Remuneration Committee is responsible for determining and agreeing with the Board the framework for the remuneration of the Chairman, the Executive Directors, and other designated senior executives and, within the terms of the agreed framework, determining the total individual remuneration packages of such persons including, where appropriate, bonuses, incentive payments and share options or other share awards.

The remuneration of Non- Executive Directors is a matter for the Board. No Director is involved in any decision as to his or her own remuneration.

The Remuneration Committee currently comprises two Non-Executive Directors and is chaired by Christopher Bones. The Committee meets at least twice a year.

The Remuneration Committee report is included on pages 46 to 53.

NOMINATION COMMITTEE

The Nomination Committee is responsible for developing and maintaining an effective and rigorous procedure for making recommendations on the appointments and re-appointments to the Board. The Nomination Committee currently comprises the Non-Executive Directors and the Chief Executive and is chaired by Alan Hughes.

INTERNAL CONTROLS AND FINANCIAL REPORTING

The Company aims to ensure robust internal control and risk management systems, particularly concerning the financial reporting process. The financial reporting process is governed by a comprehensive system designed to ensure accuracy, transparency, and compliance with regulatory standards as prescribed by the International Accounting Standards Board (IASB) and the Financial Conduct Authority (FCA).

The CFO assumes overall responsibility for the financial integrity of the Company. Internal forecasts and budgets are prepared prior to the year end for the following financial year and performance is measured with the actual results produced within the financial reports. Further, the CFO diligently prepares a comprehensive financial paper for each board meeting providing stakeholders with a detailed insight into the financial performance and outlook.

The Group also maintains a formal document known as the Financial Position and Prospects Procedures (FPPP), which serves as a comprehensive memorandum outlining controls across trading, operations, and finance for the entire group and its subsidiaries. This document facilitates the Directors' ability to stay informed regularly on key aspects such as the Company's financial position, including assets, liabilities, profits and losses, as well as projected profitability, cash flows, funding needs based on realistic assumptions and internal and external factors likely to impact the business materially. It undergoes regular review and updates throughout the year to ensure relevance and accuracy.

To support the ongoing growth and expansion of the company across global territories, the Company demonstrated a commitment to bolstering its financial governance framework. The appointment of two senior non-board members from Equals to the board of Oonex underscores the organisation's dedication to ensuring seamless integration and adherence to regulatory standards across all subsidiaries. These executives have played a pivotal role in leading the recruitment of the finance team, thereby facilitating a smooth transition and alignment with the organisation's overarching governance objectives.

Further, concerted efforts have been made to fortify the internal control environment. This includes proactive measures such as the daily review of unmatched items, margin analysis on forwards, and routine monitoring of revenue and cash reporting. These daily assessments ensure prompt identification of discrepancies or irregularities, allowing for timely corrective actions to be taken.

A proactive approach was adopted to enhance the financial ledger system by transitioning to a more robust Enterprise Resource Planning (ERP) system, better suited for the growth of the Company. This strategic move provides the Group with a robust foundation to effectively manage financial reporting capabilities aligned with the company's growth trajectory. The upgraded system offers scalability, enhanced internal reporting functionalities, and improved operational efficiencies.

REPORT ON CORPORATE GOVERNANCE CONTINUED**SHARE DEALING CODE**

The Company has a share dealing code for Directors and applicable employees of the Group for the purpose of ensuring compliance by such persons with the provisions of the AIM Rules relating to dealings in the Company's securities (including, in particular, dealing, during close periods in accordance with Rule 21 of the AIM Rules). The Directors consider that this share dealing code is appropriate for a company whose shares are admitted to trading on AIM. The Company takes proper steps to ensure compliance by the Directors and applicable employees of the Group with the terms of the share dealing code and the relevant provisions of the AIM Rules (including Rule 21).

The Corporate Governance Report was approved and authorised for issue by the Board after stock market trading hours on 15 April 2024, and was signed on its behalf by:



ALAN HUGHES
Chairman

ESG Report

for the year ended 31 December 2023

This report provides stakeholders with a guide to the way in which Equals deals with the three core tenets of ESG, namely:

Environmental

Social




Governance

This Annual Report has already dealt with governance in detail in its report on Corporate Governance on pages 26 to 32, moreover, there are some other aspects which are reported in the Governance section below.

1. CORPORATE CULTURE

Underpinning everything the Group does – and seeks to do – is its culture and values. The core elements of this are articulated below:

- **Make it happen:** We will own the outcome and execute flawlessly against our plans. We need to deliver our part and influence others to deliver theirs.
- **Succeed together:** We must pull in the same direction and bring out the best in each other. We need to communicate effectively and adapt together.
- **Be the customer:** We should always be asking ourselves if what we're doing is making our customers' lives easier and helping them get more for their money.
- **Go beyond:** We need to care for ourselves and each other and push ourselves to excel. Every day is a new chance to grow and develop ourselves as well as those around us.



ESG REPORT CONTINUED**2. ESG – THE ENVIRONMENTAL DIMENSION**

The Group had two UK offices; London and Chester. Since the acquisition of Oonex S.A. (now renamed Equals Money Europe S.A), the group has a physical presence in Brussels and Amsterdam.

The London office in Vintners Place building is managed in accordance with the landlord, CBRE's, sustainability policy which champions recycling and low-emission practices. Vintners Place has an extensive and secure bicycle store and employees are encouraged to commute this way if they can do so safely.

The Chester office has a number of initiatives aimed at reducing negative environmental impacts. In 2021 energy provider was changed to guarantee that 100% of energy comes from renewable sources – and this also represented a cost-saving for the business. An environmental waste service that separates all our recycling and burns waste to feed energy back into the grid is used. The Group has a Cycle to Work scheme in place to help those employees who wish to participate in it.

Our modest offices in Brussels and Amsterdam are shared facilities run by well-known flexible office providers.

A number of employees are provided with a Company car. All such vehicles must either be fully electric or hybrid, and, at Chester, there are electric charging points for these vehicles.

A paper-free initiative was started in 2020, identifying where the use of paper can be eliminated. The quantity of copier paper ordered continues to be modest.

The ongoing partnership with Wales Recycles has enabled the Group to donate unused or retired devices to be wiped or refurbished and then given to local schools and underprivileged members of the community. A similar scheme has been launched for the London office.

An Employee Carbon Emissions Survey was conducted in 2021 to calculate the average carbon footprint of employees whilst at work.

The Group uses an external provider (C-Free) to verify the carbon emissions.

This has allowed the Group to offset the individual carbon footprints for the entire workforce. Whilst pleased with this outcome, the next step is to assess where energy use and carbon emissions across the business can be reduced.

Responsible procurement

The environmental impact of the Group's supply chain is another important consideration. Since 2021 a new due diligence procedure was introduced to incorporate ESG criteria; questions address suppliers' own sustainability programmes, whether they screen environmental and social impacts, and how they engage with and determine the interests of their key stakeholders. There is an internal committee with oversight of supplier due diligence.

With the exception of staff, the next most significant area of expenditure remains third party IT and communication supplies, followed by costs incurred by other service industries such as law, accounting, and compliance advisory firms. As part of the Group's upcoming assessment into reduction strategies, the practices of suppliers are reviewed.

Giving back to the community

In considering societal impact, the Group wishes to give employees the opportunity to get involved and support is provided to employees in their endeavours, making a number of charitable donations and allowing the workforce to select charities that will receive the Company's donations. The Group for many years has also run a work-experience programme and internships focusing on schools local to the office locations, this is alongside the apprenticeship scheme.



ESG REPORT CONTINUED

Part of the forward-looking strategy is to formalise the Corporate Social Responsibility (CSR) programme, to enable employees to volunteer within working hours and offer their time and expertise for the benefit of local voluntary and community groups.

IMPACT ON THE GROUP	2023	2022	2021
Total employee carbon footprint offset	1,574 tonnes	1,000 tonnes	346 tonnes
Number of devices donated	10	-*	15
CHESTER OFFICE			
Energy use			
- Total energy use (KwH)	62,408**	41,062**	42,875
Paper use			
- Number of sheets of headed paper ordered	-	30,000	40,000
- Number of sheets of copier paper ordered	11,000	6,500	7,000
LONDON			
Paper use			
- Number of sheets of paper ordered	11,825	37,500	25,000

* No devices were donated in 2022 as a result of replacing old desktops with new laptops for certain employees.

** Direct measurement basis used. Vintners Place not included as a result of limitations of any allocation methodology, due to shared office space.

3. ESG – THE SOCIAL DIMENSION

Engaging with our stakeholders helps the continued success of our business; stakeholders provide different perspectives and expertise that can drive innovation and support our strategic direction and financial performance. We engage regularly with our stakeholders, through both direct communications and our reporting, which we ensure accurately reflect the performance of the business. We also appreciate that each stakeholder group has different interests and concerns, and we therefore tailor our method of engagement with each appropriately.

3.1 Employees

We are passionate on making Equals a rewarding place to work and to foster attraction and retention of employees by developing our recruitment practices, offering more opportunities for growth and progression, and sharpening our focus on equality, diversity and inclusion (EDI) to ensure we are accessing the broadest pools of talent. In doing so this has resulted in a motivated workforce that feels more connected than ever to the business and its success.

The recent initiatives introduced by the Group include:

- All-employee Share Incentive Plans; grants were announced in 2021, 2022 and 2023 giving eligible employees up to 10,000 shares in the Company to vest over a four year period,
- Key-employee LTIP programme which identified around 61 key staff below board level and that granted 6,055,000 share options over two years
- The Group has a referral program which allows employees (below the level of executive) to financially benefit from direct employee introductions and hence avoid paying recruitment fees externally,
- Flexible working

- Visa sponsorship
- Mental health support
- Healthcare and life assurance schemes.

Employee communication

The Group has a strong ethos of employee communication with “All Hands” being held every two weeks; Monthly Own The Outcome (OTO) awards; annual OTO Awards ceremony and strategy presentation from the CEO; use of our internal communications platform; and Base Camp days celebrating achievements and outlining strategy. To take advantage of Zoom, many departments themselves hold weekly “all-in” sessions to discuss progress, initiatives and problems.

EDI

Ensuring that equality, diversity and inclusion considerations are embedded within all facets of our business is a key priority. In 2021 we developed a new EDI strategy, and we introduced pronouns on our internal communications platform, to allow our employees to indicate their preferred pronouns. We conducted a review of our recruitment practices and now include an EDI statement in all job advertisements for the Group. This also supports our ambition to access diverse pools of talented candidates and demonstrate that we are an employer that can support the employees in different circumstances with flexible working practices.

Contractors

The Group regularly uses contractors in the UK and overseas to assist chiefly with engineering projects. These people are regarded as part of the Equals family and are offered the same working conditions and communication systems as regular employees.

ESG REPORT CONTINUED

The table below provides a summary of the number of staff within the Group based on the average for the financial year:

EMPLOYEES	2023	2022	2021
Employees by employment type			
- Number of full-time employees	325	255	242
- Number of part-time employees	15	13	12
- Number of temporary employees	1	0	9
Diversity and inclusion			
- Number of women at Board level	1	1	1
- Number of women in workforce	132	97	85
- Percentage of women in workforce (%)	39%	36%	32%
- Number of people from ethnic minorities at Board level	0	0	0
- Number of people from ethnic minorities in workforce	43 (declared, not compulsory to complete)	32 (declared, not compulsory to complete)	15 (declared, not compulsory to complete)
Employees paid a national living wage (%)	100%	100%	100%

3.2 Customers

The Group prides itself on providing a high level of customer service. We don't get it right all the time, but we aim to!

At the heart of this is our initial and ongoing engagement with our customers to enable us to understand their requirements and maintain clear and transparent communication with them. To this end, we have adopted the following approach:

- Created one centralised customer identity management system (Hubspot)
- Robust customer complaints process
- Logging dissatisfactions to drive improvements
- A policy of Treating Customer Fairly, and conduct ongoing training
- Responding to customer feedback and implementing quick fixes
- Three channels for customer services
- Two weeks of training for new starters in customer services and ongoing training for all customer services staff
- System for flagging suspicious activity

In addition, we have an obligation to identify and protect vulnerable customers. To this end we have:

- Increased awareness for customer vulnerability across the entire Group
- Rewritten the Vulnerability Policy
- Put together customer vulnerability training tailored to assist front line teams and delivered this as face-to-face workshops with customer-facing senior managers and their teams.

- Implemented Vulnerability Champions in front line teams and established a vulnerability working party which is a group set up to look at the subject of "Customer Vulnerability" at Equals and work on ways to improve how we help and support customers.
- Created a Vulnerability Forum within slack for quick escalations to key people who can provide advice on how we can assist our customers.
- Implementation of pinned notes on Access Point to make it easier for customer service teams to identify customers who may need additional support.

In order to be accessible and responsive to our customers, we maintain three key channels for receiving queries:

- phone calls,
- email
- live chat.

We have a target in place to ensure that customers wait no more than 30 seconds before their call is answered and email queries are responded to within the working day; we utilise live chat to enable even faster responses from the team.

To ensure our Customer Services Team are best placed to provide the support required, we provide two weeks of training for all new employees, followed by ongoing training including support when they begin receiving customer phone calls. Additionally, all customer services employees receive Anti-Money Laundering (AML) and cybersecurity training, and since 2022 we have also completed vulnerable customer training. The integration of our online training platform, Meta Compliance, will support this programme, increasing accessibility to the training modules and enabling us to monitor rates of completion and send reminders to employees when necessary.

ESG REPORT CONTINUED

In addition to our three key communication channels, we also receive customer feedback through our Trust Pilot and app review pages, and we reach out to all customers who express dissatisfaction to see if we can improve their experience. We are very proud that both FairFX and Equals Connect are rated as 'Excellent' on Trustpilot. Messages to our social media pages – X (formerly Twitter) and Facebook – are filtered into our ticketing system, so that the team can stay on top of all feedback provided.

We have a robust complaints process in place. Following receipt of a complaint, our key objective is to resolve the issue within three business days and send a summary resolution to the customer. In the event of an issue not being resolved within that period, the Complaints Resolution Officer is brought in to both investigate and to advise the customer on the timescale for resolution, to ensure the customer remains informed. We are very proud that our Team continue to close 100% of all complaints and that, in 2023, over 99% of complaints across the Group were closed out within 35 business days. If we identify a complaint that we feel has not been dealt with effectively, we conduct a root cause analysis, and the Complaints Resolution Officer will feedback to the team and provide guidance on where the process could have been improved.

Concurrently, we log dissatisfactions. Whilst these are not complaints, tracking all feedback from customers can drive improvements across the business, as we can identify if an issue (albeit a very small issue) is repeatedly arising and then implement a change to improve our service. Our dedicated AIM channel provides another medium through which both employees and customers can feedback with suggestions. These are reviewed regularly, with an assessment of the resources available to make immediate changes and discussion with the Product Team as to what can be achieved.

Quality Assurance Results, Complaints and Dissatisfaction Information pack are distributed to department heads monthly by the Operational Assurance Team. Conduct and reputation risk indicators, including Quality Assurance results, complaints, Trustpilot reviews, and vulnerability, are fed back on a quarterly basis to the Subsidiary Board meetings, and information is also provided to the Group Risk Committee.

An important innovation to our processes has been the creation of one central customer identity in our Customer Relationship Management (CRM) system. By centralising this customer information, we aim to improve customers' internal data lifecycle.

Safeguarding our customers

To ensure the continued protection of our customers we maintain transparent, fair practices and update processes to make sure they are fit for purpose. Our Treating Customer Fairly (TCF) Policy, developed in line with the Financial Conduct

Authority's (FCA) Principles, encapsulates the best practice we expect of our employees at all levels of the business, and this is reinforced through our TCF training.

Since 2021 we introduced a new policy on the processing of Faster Payments to strengthen security, including updating the personal identifying information we ask for from customers and addressing the value at which payments must be checked before they are processed. The process of updating all our existing policies and procedures is ongoing, as we want to ensure all are in line with Group expectations.

Details of our fees are available on our websites and included in our FAQs. In addition to providing annual AML training, there are controls in place in the system to recognise and flag unusual activity, including customers who are potentially being scammed. A member of the team will raise anything suspicious with the Anti-Fraud Manager, who will then consider further action as necessary.

Consumer Duty

Following the FCA's implementation of the Consumer Duty we have worked to ensure we are implementing this within the group by completing a number of tasks including gap analysis' for each subsidiary and its products to establish which products were in scope and what work would need to be completed to become compliant with The Duty, competitor analysis, fair value assessments and an ongoing project plan to identify any poor outcomes and look at areas where improvements or changes needed to be made throughout the business to ensure we are providing good outcomes to our customers and that we are meeting expectations across the four outcomes.

During this time, we have also completed the following:

- Developed a Consumer Duty Policy for the group as well as ensured Consumer Duty has been considered in all relevant existing and future group policies.
- Developed and delivered Consumer Duty Meta Compliance training that went out to the group and white-label partners outlining the key points of the Duty as well as the scope and our responsibilities under the Duty.
- Implemented Consumer Duty Champions as well as creating a Consumer Duty Coordinator role within the group to manage the groups implementation plan and complete outcomes testing on various areas of the business.
- Developed an Outcomes Testing process and schedule to assess both good and poor outcomes.
- Started the first outcomes testing project focusing on vulnerability, where we are identifying both good and poor outcomes.

ESG REPORT CONTINUED

Feedback from customers

CUSTOMERS	2023	2022	2021
Trust Pilot scores			
- Equals Money PLC	4.8	4.4	4.6
- Card One Money	4.6	4.4	4.6
- Equals Connect Limited	4.9	4.7	4.9
Training			
- Number of hours of customer services training available	25+ hours	25+ hours	25+ hours
Calls			
- Calls answered within 30 second target (%)	85%	80%	80%
	2023	2022	2021
Percentage of complaints closed (%)			
Equals Money PLC	100%	100%	100%
Equals Money UK Limited	100%	100%	100%
Equals Money International Limited	100%	100%	100%
Equals Connect Limited	100%	100%	no complaints
Percentage complaints closed in less than 35 business days (%)			
Equals Money PLC	99%	95%	87%
Equals Money UK Limited	100%	91%	85%
Equals Money International Limited	100%	93%	92%
Equals Connect Limited	100%	80%	no complaints

3.3 Suppliers

The key issues for us with suppliers are:

- Their integrity
- The reliability
- Their governance and business ethics

Many of our suppliers have been with us for a number of years and hence we have built up a good understanding of them and their values. For all new significant suppliers, we ask them to complete a due-diligence questionnaire and annually review the supplier.

The Group has a Supplier Diligence committee, independent of procurement, and this has the responsibility to ensure diligence is conducted for all new suppliers and to conduct a rolling review of existing suppliers. These fall mainly into three categories:

- Affiliates
- IT suppliers
- Professional services firms – the majority of whom have codes of conduct from their own governing bodies

3.4 Regulators

Equals endeavours to have an open dialogue with every one of its regulators. During the year, the acquisition of Oonex S.A. (now renamed Equals Money Europe S.A.) led to an additional

regulator – the National Bank of Belgium – having regulatory oversight of that subsidiary.

We constantly seek to demonstrate our high standards of governance and business ethics, this may range from telephone and email communication, the prompt and professional responses to queries they may have, and the timely submission of all scheduled returns (examples: corporation tax, VAT, P60's compliance returns).

The Company must follow the rules of AIM and is in regular dialogue with the nominated advisor (NOMAD), Canaccord Genuity.

Subsidiaries of the Group have licences from a variety of regulators and these are updated on our investor relations website, the link to which section is: <https://www.equalsplc.com/content/company/our-permissions>.

3.5 Banks and Liquidity Providers

Equals has banking relationships with a number of banks and liquidity providers. We are in regular – often daily – contact with these and at all times adhere to the rules and customs imposed on us by these banks. The principal banking/liquidity partners we have include: Barclays, Citibank, NatWest, Crown Agents Bank, Blackrock, Valitor, Sucden, Velocity along with funds held at the Bank of England.

ESG REPORT CONTINUED

3.6 Shareholders and the Analyst Community

Shares in Equals Group PLC are publicly traded on London's AIM. Under AIM rules we are obliged to have a NOMinated ADvisor ("NOMAD) and broker with whom we work closely on all AIM and MAR (Market Abuse Regulations) matters.

The broker is the prime interface with our shareholders.

In 2023, in addition to the Annual and Interim results, Equals released four trading updates. At the final and interim results, the Executive directors present the results – and a trading update – to investors and handle regular analyst calls. Our investor presentations and audio-casts are included in our Investor Relations website, the link to which is here: <https://www.equalsplc.com/content/investors/results-and-reports>

The Company receives regular requests from Institutional shareholders on ESG matters and responds to these requests in a timely manner.

4. ESG – THE GOVERNANCE DIMENSION

To execute our strategy flawlessly we maintain strong governance practices. These practices are streamlined and harmonised across the Group. Our full Report on Corporate Governance is on pages 26 to 32.

4.1 IT and data security

As a financial services business, IT and data security is critical; we endeavour to continually improve our cybersecurity

procedures and have focussed upon increasing security awareness among our colleagues.

Central to cybersecurity for the business is having robust oversight and effective governance. The importance of IT and data security is driven from the very top of the business, with CEO recognition and direct involvement in cybersecurity matters. The Security Council, Architecture Council and Technical Risk Committee oversee, among other matters, the security design and risk associated with our systems and are all accountable to the Group Board.

There are strong lines of communication between the Executive Team and the Security and Architecture Councils, with regularly scheduled meetings and dedicated channels on the internal communications platform allowing a continual flow of information. There is ever-present Executive and senior management participation at the Technical Risk Committee, which facilitates appropriate communications upwards within the business when required. To support the secure operation of our IT systems, there are a comprehensive series of security policies and procedures in place¹, and employees are updated on any material changes to the policies.

At the Small Cap Awards 2023, Equals won "Technology Company of the Year" and excellent testament to the strength of our technology function.

Security Council

Chair: Chief Product Officer

Purpose:

- Evaluate security threats to the group,
- sign off new technical decisions or system changes,
- sign off new third party integrations,
- ensure compliance with relevant regulations,
- maintain certifications as required (such as PCI),
- organise and evaluate penetration testing,
- maintain DR & BCP plans,
- write appropriate group policy on security

Architecture Council

Chair: Head of Architecture

Purpose:

- To review architectural sign off requests
- To discuss new architectural changes
- To review practices and standards
- To create architectural control for auditing purposes

Technical Risk Committee

Chair: Head of Infrastructure

Purpose:

- To maintain a technical risk register
- To feed risks up to the Group Risk Committee
- To risk assess and discuss the outcome for changes to the status quo

¹ Policies and procedures for IT and data security: Cloud Storage Usage Policy; Computer Usage Policy; Data Classification Policy; Data Protection Impact Assessment Procedure; Data Protection Policy; Data Retention Policy; Instant Messaging Policy; Password Policy; Business Continuity & Disaster Recovery Procedure.

ESG REPORT CONTINUED

Cybersecurity encompasses oversight of all manner of security matters including ensuring Payment Card Industry (PCI) compliance, annual targeted penetration testing, and monthly vulnerability scanning. We conduct an annual audit of our existing technology suppliers to ensure that they are still meeting the required standards. Whenever we engage a new supplier, we run data protection checks, and if the supplier is providing a core service, we conduct an in-depth assessment and the organisation is incorporated into our Business Continuity & Disaster Recovery Procedure, for which the Security Council has signed off.

4.2 Continuous improvement

IT and data security practices are constantly improved, as we react to developments and implement adjustments to existing systems and procedures to facilitate efficiencies. In the past year, we undertook a number of such actions. The appointment and retention of a Cybersecurity Manager since 2021, solidifies the seriousness with which we approach IT and data security, and highlights our drive to make security a way of life rather than an add-on to the working day.

Since 2021, we commenced the process to achieve ISO 27001 certification. The Chief Technology Officer (CTO) is the Executive Sponsor of the initiative, and it is being driven by the Cybersecurity Manager. The Group became accredited in 2023.

To ensure that concerns flagged are dealt with effectively and efficiently, employees that raise an issue are now invited to attend the Security Council meetings which means that the issue is articulated to the Council first-hand. We will also simplify the issue identification and information sharing process to enable ease of use and understanding.

As internal employee actions pose the greatest risk to IT and data security, the overarching objective is to raise awareness for cybersecurity across the Group. We have begun targeted phishing campaigns on our own staff to improve awareness and reduce the risk of employees clicking through on suspicious emails.

All employees must complete annual security awareness, general cyber and data security, GDPR and AML training. With the integration of our new online training platform, Meta Compliance, we can monitor levels of training completion, and

push out reminders via email and our internal communications platform. We will be introducing security awareness training as part of our onboarding process for new employees. Meta Compliance will also enable the setting of KPIs to measure ongoing performance, as well as monthly mini-training sessions on different IT and data privacy topics.

4.3 Privacy of customer data

We handle sensitive customer information, thus our data privacy practices are of paramount importance, and we approach all data security scenarios from the perspective that no employee is necessarily secure. We have two-factor authentication for all systems that contain customer data. Where an employee must use a personal device for work, we require the use of remote sessions to ensure that information cannot be exported. Customers are also kept informed of the information we will ask from them, to mitigate the risk of external parties accessing their data whilst posing as an employee of Equals.

4.4 Risk management

We increased the capabilities within the risk management side of the business. Fundamental to this has been the onboarding of our new Group Head of Risk and Compliance, who has restructured the risk and compliance framework to ensure that it underpins business operations and supports our financial objectives. There is a Risk Committee for each operating subsidiary undertaking. There is a Change Council, comprising of senior members of staff, which receives suggested changes and advise on the potential governance, operational, and customer impacts before further investment is approved.

4.5 Governance and business ethics

We continue to strengthen our internal governance and ensure we are conducting business correctly even when we are not being scrutinised. We have created a conduct policy, rolled-out in 2022 alongside a wider conduct framework. Using our new online training platform, "Meta Compliance+", we are also able to deliver compliance and ethics training easily.

We have established better feedback loops and our internal knowledge sharing has greatly improved. As a result of our continued harmonisation efforts, we are now better placed as a business for innovation and improvement of the customer experience.

OUR GOVERNANCE	2023	2022	2021
Number of data breaches	-	-	-
Employees completed Meta Compliance Security Awareness training (%)	97.2%	98.3%	95.6%
Employees completed Meta Compliance* Anti-Money Laundering training (%)	99.0%	97.2%	98.1%
Employees completed Meta Compliance* GDPR training (%)	98.9%	95.3%	74.6%

Report of the Audit Committee

for the year ended 31 December 2023

This report covers the following areas:

1. Membership of the Audit Committee (“the Committee”)
2. Responsibilities of the Committee
3. Activities of the Committee during the year
4. Governance
5. External Auditor and independence thereof
6. Risk Management and Internal Control
7. Conflicts of interest
8. Significant issues
9. Events after 31 December 2023

1. MEMBERSHIP OF THE AUDIT COMMITTEE

The Audit Committee is chaired by Sian Herbert and includes Non-Executive Director Christopher Bones. Other meeting attendees during the year included members of the external audit team, Chairman and Non-Executive Director Alan Hughes, Ian Strafford-Taylor, CEO; Richard Cooper, CFO; and other members of the finance team.

2. RESPONSIBILITIES OF THE AUDIT COMMITTEE

The Audit Committee (“the Committee”) has responsibility for Equals Group PLC and all subsidiaries in the Group.

In the period since the last report, the Committee continued to focus on the effectiveness of the controls across the Group within the ambit of the finance department and other departments, including but not limited to Risk, Compliance, Operations and Human Resources.

The integrity of reporting and risk monitoring is a key area that the Committee will continue to focus on over the coming year. Monitoring of the operational performance of the Group is an area of ongoing review. The focus is on several key areas including a continued focus on data governance, regulatory compliance and operational resilience.

The Audit Committee appointed various third parties to give independent opinions on chosen topics that are regarded as potentially higher risk (for example, cyber security, money laundering and safeguarding). The Group has well-resourced compliance and risk operations but given its size does not consider it necessary to have an internal audit function, using external parties when considered appropriate. Non-statutory audits of subsidiaries for the purpose of FCA safeguarding obligations are conducted by a separate audit firm, Azets.

The head of Audit Committee is a member of the Board and it is the full board that approved the strategic review. The Audit Committee has oversight on any acquisition proposed by any of the executive directors.

The Committee is appointed by the Board; in their primary duties are listed beneath the subheadings below, along with a brief description of sub-tasks:

2.1 Financial reporting

- a. consider the areas of financial reporting risk and what is done to optimise these risks and ensure that these are communicated to the external auditor;
- b. review significant financial reporting judgements and the application of accounting policies, including compliance with the accounting standards;
- c. oversee the integrity of the financial statements and their compliance with UK company law and accounting regulations;
- d. ensure the Annual Report and financial statements are fair, balanced and understandable, and recommend their approval to the Board;
- e. monitor the integrity of announcements containing financial information.

2.2 Internal controls

- a. monitor adequacy and effectiveness of the internal financial controls and processes, and ensure any material shortcomings are rectified at the earliest opportunity;
- b. where appropriate, ensure compliance with UK Corporate Governance Code, Quoted Company’s Alliance Code, Information Commissioner’s Office, HMRC and the Financial Conduct Authority’s relevant regulatory framework.

2.3 Risk management

- a. review and provide oversight of the processes by which risks are identified, evaluated, managed and optimised by the Risk Committee.

2.4 External audit

- a. manage the relationship with the Group’s external auditor;
- b. monitor and review the independence and performance of the external auditor and formally evaluate their effectiveness;
- c. review the policy on non-audit services carried out by the external auditor, taking account of relevant ethical guidance;
- d. review, consider and approve the external auditor’s fee, the scope of the audit and the terms of their engagement;
- e. make recommendations to the Board for the appointment or reappointment of the external auditor.

REPORT OF THE AUDIT COMMITTEE CONTINUED

3. COMMITTEE ACTIVITIES DURING THE YEAR

The principal activities which the Committee undertook within the year were as follows:

3.1 Financial statements and business reports

- Reviewed the 2023 Interim Consolidated Financial statements, the 2023 Annual Report and Consolidated Financial Statements, and recommended that both be approved by the Board;
- Reviewed the projected cash flow forecasts and sensitivity analyses as prepared by the Chief Financial Officer; as a result, the Committee concluded the business should be considered a going concern, and the financial statements should be prepared as such.

3.2 External audit

- Debated and agreed the external audit strategy;
- Noted the adjusted and non-adjusted differences and debated the highlights memo previously circulated to Committee members;
- Acknowledged that the prepared financial statements represented a true and fair view of the Group's affairs, were in accordance with UK-adopted International Accounting Standards in conformity with the requirements of the Companies Act 2006 and AIM Regulations. Their enquiries covered regular management and KPI reporting, analytical review and sign off on key control accounts;
- Reviewed any control issues raised by the external auditors in their management letter and monitored progress thereon;
- Reviewed and approved the Letter of Representation sent by the Company to the external auditors.

3.3 Other

Oversees the compliance with laws and regulations including money laundering including working with the Compliance department and external counsel to verify the Group's position on any contentious matters.

4. GOVERNANCE

The Committee meets at least three times per year and routinely meets with the external auditor without the Executive Directors present. It is chaired by Sian Herbert, an independent Non-Executive Director, who is a Chartered Accountant with recent and relevant financial experience.

The Chair has meetings with the external auditors to ensure issues are being considered on a timely basis. The Chief Financial Officer and other members of the finance team work closely with the Committee Chair to facilitate open communication and regular information flow. The Committee members bring a wealth of professional and practical knowledge and experience which is relevant to the Group's industry.

Such abilities ensure that the Committee functions with competence and credibility. The Committee receives regular updates on changes to financial accounting standards and reporting requirements, regulatory and governance changes and developments around risk management, fraud prevention and detection, and cyber security.

In its advisory capacity, the Committee confirmed to the Board, that, based on its review of the Annual Report and financial statements and internal controls that support the disclosures, the Annual Report and financial statements, taken as a whole, are fair, balanced and understandable, and provide the necessary information for shareholders to assess the Group's position and performance, its business model and strategy.

5. EXTERNAL AUDITOR AND INDEPENDENCE

PricewaterhouseCoopers LLP was appointed as an external auditor following an audit tender process in 2019. As a matter of course, PwC is not awarded any non-audit work; please refer to note 5 of the financial statements for more details regarding the breakdown of payments to the Group auditor.

The Committee agrees the budget for the audit with the auditor and receives a summary of all audit fees payable to the external auditor. A summary of fees paid to the external auditor is set out in note 5 to the financial statements. The external auditor confirmed its independence as auditor of the Group through written confirmation to the Group.

External audit effectiveness

The effectiveness of the external audit process is assessed by the Committee, which meets regularly throughout the year with the audit partner and senior audit managers. The Committee believes that sufficient and appropriate information is obtained to form an overall judgement of the effectiveness of the external audit process. The external audit effectiveness process findings from last year's review were also incorporated into the audit processes this year. One matter that the Committee keeps under review is the mix of substantive and control testing by the auditors. The most cost-effective audit currently remains a "substantive audit."

6. RISK MANAGEMENT AND INTERNAL CONTROL

Further details of risk management and internal controls are set out under note 20.2 of the consolidated financial statements. The Committee is dedicated to the thorough monitoring of the effectiveness of its internal controls and risk management; they maintain a good understanding of business performance, key areas of judgement and decision-making processes within the Group.

REPORT OF THE AUDIT COMMITTEE CONTINUED

7. CONFLICTS OF INTEREST

An annual review is undertaken, facilitated by the Company Secretary, to identify any conflicts of interest that may impact upon Board members' independence. All identified conflicts are recorded on a register that is adopted by the Board. Conflicted Directors are not able to attend meetings where the conflicted matter is discussed, and decisions are made. It has been determined that none of the Directors had or have an interest in any material contract relating to the business of the Company or any of its subsidiary undertakings.

8. SIGNIFICANT ISSUES

Significant issues and accounting judgements (refer to note 3.25, "judgements and estimates") are identified by the Committee, the finance team, or through the external audit process and are reviewed by the Audit Committee.

9. EVENTS AFTER 31 DECEMBER 2023

The Audit Committee has continued the above activities in 2023, focusing on:

- The 2023 Annual Report and Consolidated Financial Statements, and the Committee has recommended that both be approved by the Board;
- A review of the Cash Flow forecast as overseen by the Chief Financial Officer.



SIAN HERBERT

Chair of the Audit Committee

15 April 2024



Report of the Risk Committee

for the year ended 31 December 2023

PURPOSE AND COMPOSITION

The CEO continues to hold the prime responsibility for the identification, assessment, management and monitoring of risks to the Group, but to assist and to bring external expertise a board-level Risk Committee was formed on 1st January 2021.

The Committee consists of the full board of directors plus the Chief Operational Officer ("COO"), and, the Money Laundering Reporting Officer who are not members of the Board. The COO has day-to-day responsibility for risk and compliance. Other employees of the Group, including the Director of Trading, the Head of Risk and Compliance may join meetings by invitation.


Formal papers are prepared for each meeting. These include a review of the individual Risk Committees of each regulated subsidiary company whose meetings are held every quarter.

A risk register is maintained which scorecards those risks identified and the appropriate policies and procedures to mitigate those risks. A risk appetite statement has been developed and approved. Below is a summary of the risks which the Committee believe are highly rated and the controls put in place to mitigate them.

Risk	Description of Risk	Control / Mitigation
Position risk	A forward foreign exchange contract is partially completed exposing the Company to volatile exchange rate movements.	The trading system does not allow trades to be completed without a matching entry with a liquidity provider. More than 95% of trades are booked via an API.
Client default on an out of the money forward position	Volatile currency markets make a client's margined position significantly out of the money.	The trading team have data feeds which constantly monitor the positions. All trades over £3 million require senior manager approval and all trades over £10 million require the approval of the CEO. The operations team provide "out of the money" reports at least once a day and independently advise both the trading team and the Executive directors of any margin calls to be made.
Data integrity and security	<ul style="list-style-type: none"> Losses from a cyber-attack or other associated malicious events Loss of revenue Reputational risk 	<ul style="list-style-type: none"> Appointed a Chief Information Officer with responsibility for data security and data governance Setup a Security Council with Group wide participants to monitor all aspects of security in the Group Regular penetration testing, training and awareness, system access controls and encryption, physical security Introduced new comprehensive training modules through Meta Compliance covering Cyber/ Security Risk and Data Protection.
Business Continuity/ Disaster Recovery	Business disruption and potential business failure.	<ul style="list-style-type: none"> Detailed Business Continuity Plan and Disaster Recovery Plan tailored to each entity Regular testing of the above plan Increased adoption of cloud-based services (AWS)
Fraud	Financial loss, reputational risk, potential to lose customers and reduce growth, supplier chain risk.	<ul style="list-style-type: none"> Senior management awareness Staff training Fraud reporting to Risk Committee Automated transaction monitoring Appropriate people in fraud roles to oversee and manage risk

REPORT OF THE RISK COMMITTEE CONTINUED

Risk	Description of Risk	Control / Mitigation
Banking arrangements and relationships	<ul style="list-style-type: none"> Loss in one or more banking partners could result in disruption and eventual business failure Loss of Agency Banking services 	<ul style="list-style-type: none"> From February 2019, the Group became a direct member of Faster Payments and have banking arrangements with the Bank of England which mitigates the risk of losing agency banking services Group partnered with Citi Commercial Bank in July 2019 and entered 5-year agreement with Mastercard in September 2019 In April 2021 the group launched the connected BIC (SWIFT) that allows the group to open own named IBANs for the benefit of collecting and allocating funds efficiently.
The Group faces significant competition	A reduction to competitive advantage resulting in slower business growth and ultimately financial loss.	<ul style="list-style-type: none"> Engineering development to maintain research & development and innovation New products Improved customer experience to enhance usability of products - IT development to maintain research & development and innovation Maintain relationship and traffic from key price comparison sites Quality of people in business Maintain the Group's reputation Investment in marketing and product development Increased investment in IT development Increased sales development Review of costs to ensure cost efficiency Development of the Solutions line creating significant revenue opportunities.
Key person absence	The CEO or other key persons become ill, or incapacitated.	The Group does not have silo management, and there are overlaps in skills between Executives.
Failure of key suppliers impacts performance	Loss of productivity, potential to lose customers and reduce growth.	Carry out regular review of supplier performance and seek alternatives where necessary.
Macro environment	Loss of revenue, operational resilience.	Monitor key performance indicators, increased controls on expenditure and large single expenditure commitments.
IT platform re-build	Out of date technology which results in development delays.	Re-platform tech stacks in more modern computer language and move away from on-premises solution to cloud.
Liquidity	Unable to meet liabilities as they fall due.	<ul style="list-style-type: none"> Weekly reporting of prior week cash movements Regular cashflow forecasts run with sensitivities Longer term budgets and forecasts
Regulatory compliance	<ul style="list-style-type: none"> Emerging regulations and adherence to existing regulations Non-compliance: fines; sanctions; prison and reputational risk 	<ul style="list-style-type: none"> Review and update Group policies and procedures. Review of new statutes and financial regulation. Annual regulatory audits by expert third parties. Annual staff training.
Governance	<ul style="list-style-type: none"> Lack of Board oversight leading to failure to fulfil legal and regulatory responsibilities 	<ul style="list-style-type: none"> Regular Board and Committee meetings



SIAN HERBERT
Chair of the Risk Committee
15 April 2024

Directors' Remuneration Report

for the year ended 31 December 2023

This report for the year ended 31 December 2023 complies with the requirements of the Companies Act 2006, the Group's adopted Corporate Governance Code - the Quoted Companies Alliance Code - and applicable AIM Rules.

This report covers the following areas;

1. Membership of the Remuneration Committee
2. Responsibilities of the Remuneration Committee
3. Remuneration Policy
4. Remuneration for 2023
5. Remuneration for 2024
6. Long-term incentives
7. Professional fees incurred by the Committee

1. MEMBERSHIP OF THE REMUNERATION COMMITTEE

Membership of the Remuneration Committee ("Committee") comprises:

- Christopher Bones, Independent Non-Executive Director, Committee Chair since 1 May 2021
- Alan Hughes, Independent Non-Executive Director, on committee since 1 October 2020
- Sian Herbert, Independent Non-Executive Director, on committee since 1 October 2020

Executive Directors are invited to contribute, and the CEO may be invited to attend. No attendee or member is present for discussion of their own remuneration or for matters that may have a bearing on their remuneration.

2. RESPONSIBILITIES OF THE REMUNERATION COMMITTEE

The Committee is responsible for:

- Setting remuneration policy and remuneration for the Executive Directors of the Company and remuneration policy and governance of awards under that policy for senior executives and employees earning over £100,000pa
- Oversight of remuneration policy for the whole Group and its adherence to Group values and the principles established in the policy laid out below

As part of the overall review of Board effectiveness the performance of this and other committees is considered and reviewed. No material changes have been made to its ways of working or terms of reference over the period of this report save that Ms Shona Kerfoot, People Director, attends meetings to provide staff support.

3. REMUNERATION POLICY

3.1 Overall Policy

The Group's overall policy remains one underpinned by the need to attract and retain the key skills and capabilities throughout the organisation that will deliver our strategy, particularly in strategic leadership, commercial, product and engineering capabilities alongside the financial and compliance expertise to meet both our operational and regulatory requirements.

Core to this is the belief that better than average performance should result in higher than average rewards and that these should incentivise a longer-term perspective to reflect that of our shareholders; as such for Executive Directors and other senior executives there are long-term incentives as well as annual ones, alongside a competitive salary.

The core reward principle is that the potential for total remuneration should, for all roles, be at median to upper levels for companies of a similar size, complexity and growth aspirations with better than average performance achieving upper median levels. To reinforce this, the Committee established some key principles to ensure that shareholders are confident that performance-based rewards:

- incentivise growth in revenue, and earnings per share and,
- encourage behaviours that support our ESG principles and company values; these are:
 - o Ensure a competitive balance in the remuneration mix between salary and pay 'at risk', with this element being related to performance over both the short and longer-term;
 - o Ensure that short-term cash incentives are linked to stretching performance measures; and
 - o Align more remuneration at every level to the shareholder financial interest through share-based remuneration.

The Committee procured specialist advice through the appointment of remuneration advisers H2glenfern Ltd to ensure that decisions made going forward on Executive and Non-Executive Director remuneration are properly informed with robust data. H2glenfern is a member of the UK Remuneration Consultants Group (RCG) and has confirmed that it complies with the RCG Code. H2glenfern has no other relationship with the Company and the Committee is satisfied that the advice it receives is independent and objective. The Committee instructed H2glenfern to carry out benchmarking for executive and non-executive remuneration during Q4 2022, and the Committee keeps a regular eye on the remuneration of executives in listed comparable businesses.

DIRECTORS' REMUNERATION REPORT CONTINUED

This part of the report sets out the remuneration policy with regard to the Executive Directors ("EDs"). The policy on each element of remuneration and how it operates is detailed in the table:

Elements of Remuneration

Element	Link to remuneration policy	Application of policy	Maximum opportunity	Performance metric
Base salary	To attract and retain individuals of the experience and calibre required to achieve our strategic goals and in whom shareholders can have confidence. EDs salaries are reviewed annually on 1 April.	Using an externally recommended 'peer group' of similar listed companies in our sector and others with common core capabilities and product offering we establish a range that reflects our policy position.	The benchmarking provides a range for both roles from the median to Upper Quartile and we will reflect the business performance outcome in agreeing any salary increase.	Salary reviews are conducted vs. business performance including ESG aspects
Annual Bonus	To incentivise performance and to align the interests of EDs and shareholders over the short to medium terms.	The scale of the bonus is set through the peer group benchmarking exercise to ensure a competitive annual reward. The parameters, performance criteria, weightings and targets are ordinarily set at the start of each financial year. Payments are made in cash following completion of the annual audit and subject to the Committee's assessment of performance against targets and other matters it deems relevant. Awards are subject to malus and clawback provisions.	The CEO has a maximum bonus opportunity of 140% of salary; the CFO has a maximum of 120%. The salaries used are those as at the end of the financial year.	Performance measures may include financial, non- financial, personal and strategic objectives. Performance criteria and weightings may be changed from year to year. At present, the performance targets are based on Revenue and Adjusted EBITDA which is considered by the committee to be the Group's key financial performance metric.

DIRECTORS' REMUNERATION REPORT CONTINUED

Element	Link to remuneration policy	Application of policy	Maximum opportunity	Performance metric
Long Term Incentive Plan	To incentivise performance and to align the interests of EDs and shareholders over the long term.	<p>EDs are eligible to receive awards under the Long-Term Incentive Plan at the discretion of the Committee.</p> <p>Awards are granted as conditional awards which vest after three years subject to the meeting of objective performance conditions specified at award.</p> <p>Awards are subject to malus and clawback provisions.</p> <p>An additional holding period of two years post vesting is applied to awards made to the EDs.</p>	<p>The award reflects practices in the median to upper quartile of our peer group.</p> <p>The plan sets a normal maximum of 100% of the base rate of salary and lays down that the committee may exceptionally grant up to 200% of the base rate of salary at the time of the award.</p>	Performance measures are CAGR in revenue over the vesting period and the annual achievement of an internally set EPS target ahead of market expectations for each of the three years of the vesting period.
All employee shareholding plan	To encourage all employees to make a long-term investment in the Company's shares in a tax efficient way.	The EDs and enrolled in the plan as it covers all employees.	Complies with the HMRC regulations for Share Incentive Plans.	None
Pensions	To offer all employees the opportunity to invest in their retirement and to treat all employees equally in respect of their long-term retirement planning.	The EDs are eligible for the Group Workplace Pension Plan.	None	None
Benefits	To attract and retain individuals of the experience and calibre required to achieve our strategic goals and in whom shareholders can have confidence.	EDs are entitled to a car or car allowance, along with family healthcare scheme (BUPA), and life assurance cover.	None	None
Non-Executive Remuneration	To provide fees appropriate to time commitments and responsibilities of each role.	Non-executive Directors are paid a base fee through the payroll. Fees are reviewed periodically. In addition, reasonable business expenses maybe reimbursed.	The Group Board is guided by the general increase for the broader employee population and takes into account relevant market movements.	None

DIRECTORS' REMUNERATION REPORT CONTINUED

3.2 Malus and clawback

Both Annual Bonus and Long-Term Incentive Plan awards are subject to malus and clawback provisions. Reasons for malus and clawback being applied would include material misstatement in audited results, discovery of errors or inaccuracies in the assessment of any performance condition, fraud or gross misconduct, events or behaviour which lead to the censure of the Group by a regulatory authority or have a significant detrimental impact on the reputation of the Group.

3.3 Remuneration of employees below the Group Board

Employees below the Group Board receive base salary, benefits, annual bonus, and senior executives are invited to participate in the Long-Term Incentive plan. Pay and conditions throughout the Group are taken into consideration when setting remuneration policy. The Committee does not consult other employees when setting executive remuneration.

3.4 Shareholder consultation

The Committee's policy is to consult with major shareholders in respect of significant decisions on executive remuneration.

The Chair of the Remuneration Committee is available for contact with investors concerning the Company's approach to remuneration.

3.5 Executive Directors' service contracts and payments for loss of office

The Executive Directors have rolling service contracts, Ian Trafford Taylor's commencing 1st August 2014 (continuous service from 1st August 2006), Richard Cooper's commencing 14th October 2019, but a fixed period of 12 months' notice of termination for Ian Trafford Taylor and of six months' notice of termination for Richard Cooper. Our approach to remuneration in each of the circumstances in which an Executive Director may leave is determined by the Remuneration Committee in accordance with the rules of any applicable scheme.

3.6 Non-executive Directors' letters of appointment

The Non-executive Directors do not have service contracts but instead have letters of appointment dated as follows:

Alan Hughes	1 July 2020
Sian Herbert	1 October 2020
Christopher Bones	9 April 2021

All of which contain a three-month notice period.

3.7 Consideration of new Executive Directors or senior executives

When recruiting or promoting any senior executive, we seek to apply consistent policies on fixed and variable remuneration components in line with the remuneration policy set out above. This helps to ensure that any new Executive Directors or senior executive is on the same remuneration footing as existing Executive Directors or senior executives respectively, while still taking into account the skill and experience of the individual, the market rate for a candidate of that experience and the importance of securing the relevant individual.

4. ANNUAL REMUNERATION REPORT FOR 2023

The date for the annual review of salary for the Executive directors is 1st April each year. The annual salary of Ian Trafford-Taylor from 1st April 2023 was £400,000, up from £350,000. The Annual Salary of Richard Cooper from 1st April 2023 was £300,000, up from £285,000.

Bonus payments as reported below were linked directly to the performance against revenue growth and achievement against goals set for Adjusted EBITDA – both of which were significantly ahead of internal goals and external expectations.

The fees to Non-Executive Directors were reviewed in the year and the following changes were implemented:

Alan Hughes (Chair)	£100,000, up from £80,000 with effect from 1 st April 2023
Sian Herbert	£70,000, up from £65,000 with effect from 1 st April 2023
Chris Bones	£65,000, up from £55,000 with effect from 1 st April 2023

DIRECTORS' REMUNERATION REPORT CONTINUED

4.1 Table of total remuneration for 2023 and 2022

In £	Gross salary and fees	Benefits Table 4.2	Bonuses* Table 4.3	Total	2022
Ian Strafford-Taylor	385,115	32,979	498,339	916,433	809,799
Richard Cooper	322,603	11,484	343,742	677,829	599,057
	707,718	44,463	842,081	1,594,262	1,408,856
2022 Comparative	622,500	63,131	723,225	1,408,856	
Non-Executive Directors*					
Alan Hughes	93,000	–	–	93,000	80,000
Sian Herbert	68,481	–	–	68,481	65,000
Christopher Bones	61,577	–	–	61,577	55,000
	223,058	–	–	223,058	200,000
2022 Comparative	200,000	–	–	200,000	
Total, 2023	930,776	44,463	842,081	1,817,320	
Total, 2022	822,500	63,131	723,225	1,608,856	

* Numbers above are represented on an accrual basis. The most significant difference to on a cash basis is in relation to bonuses. See note 5b for further details of cash basis.

4.2 Table of benefits for 2023 and 2022

In £	Pension	Healthcare	Car allowance	Total	2022
Executive Directors					
Ian Strafford-Taylor	3,522	7,962	21,495	32,979	36,757
Richard Cooper	3,522	7,962	–	11,484	26,374
	7,044	15,924	21,495	44,463	63,131
2022 Comparative	7,044	12,558	43,529	63,131	

4.3 Table of bonuses for 2023 and 2022

In £	Performance related	Covid reimbursement	Total	2022
Executive Directors				
Ian Strafford-Taylor	498,339	–	498,339	435,542
Richard Cooper	343,742	–	343,742	287,683
	842,081	–	842,081	723,225
2022 Comparative	693,600	29,625	723,225	

Bonuses, as a percentage of adjusted EBITDA before bonuses equated to 3.9% (2022: 5.5%).

4.4 Dividends received by Directors in 2023

Equals Group PLC declared a maiden interim dividend on ½ pence per share on 9 November 2023. The shareholdings of the Directors and their entitlement and thus payment of the dividend to the Directors is shown below

	Alan Hughes	Sian Herbert	Chris Bones	Ian Strafford-Taylor	Richard Cooper	Total
Shareholding in own name	46,000	77,800	4,500	2,200,250	1,183,334	3,511,884
Interest in the Trust	–	–	–	7,976	7,976	15,952
Total holding	46,000	77,800	4,500	2,208,226	1,191,310	3,527,836
Dividend in £ and pence	£230.00	£389.00	£22.50	£11,041.13	£5,956.55	£17,639.18

DIRECTORS' REMUNERATION REPORT CONTINUED**5. 2024 REMUNERATION**

As indicated above there has been a review of the base salaries for the Executive Directors for 2024 vs a peer group of comparator companies the results of which are shown below:

CEO Salary of £400,000 raised to £420,000 from 1 April 2024

CFO Salary of £300,000 raised to £315,000 from 1 April 2024

For the 2024 financial year, both the CEO and CFO have the opportunity to earn up to 140% and 120% of their salaries respectively. The bonus criteria are associated with achievement of targets set for revenue growth and Adjusted EBITDA as in 2023. Payments in excess of 100% for the CEO and 80% for the CFO are linked to levels of performance significantly ahead of market expectations. None of this bonus entitlement will be payable before the publication of the audited financial statements for 2024. The 2024 financial statements will however accrue whatever award the Remuneration Committee decide on.

6. LONG TERM INCENTIVES

The Group launched new share-based incentive plans in 2021 and has made additional grants in 2022 and 2023. These plans were announced to the stock market on 18 October 2021, 14 December 2022 and 6 November 2023.

All employees

All employees with a length of service of 12 months or more are able to participate in the Share Incentive Plan. This plan has a vesting period of three years, in line with HMRC guidelines.

Key Staff

This plan supports the retention of key talent and only vests should the recipient be in employment a full three years after the award. Recipients are all subject to a further two-year holding period. Grants made in 2021 were subject to no performance conditions whereas grants made in 2022 and 2023 are subject to performance conditions.

Executive Directors

The grants are performance related and only vest should the recipient be in employment a full three years after the award. Recipients are all subject to a further two-year holding.

The nature of this award reduces dilution for shareholders and provides the Committee with the opportunity to model the potential cash award on vesting based on publicly available market forecasts and to aim for these to be no more than 100% of total remuneration should forecasts be exceeded by a significant amount although the Committee has discretion in this area.

The Remuneration Committee resolved to extend the option exercise period of certain options granted at IPO in 2014 to ensure alignment with the standard ten-year option period. Such change was announced to the Stock Exchange on 31 October 2022.

Summary of grants made in 2023, 2022 and 2021

	2023 Number of share awards	2023 Number of recipients	2022 Number of options/ share awards	2022 Number of recipients	2021 Number of options/ share awards	2021 Number of recipients
Date of award	06.11.2023		14.12.2022		18.10.2021	
Date shares issued into trust	08.12.2023		25.01.2023		20.04.2022	
Executive directors' performance-based plan	850,000	2	1,012,500	2	1,250,000	2
Key-staff retention plan*	1,750,000	56	2,170,000	44	2,415,000	36
Share incentive plan*	459,448	227	747,488	188	704,000	176
TOTAL	3,059,448		3,929,988		4,369,000	

*Notes:

DIRECTORS' REMUNERATION REPORT CONTINUED

Share incentive plan

176 awards of 4,000 shares were made in 2021, of which 33 awards have lapsed up to 31 December 2023 resulting in 143 remaining.

188 awards of 3,976 shares were made in 2022, of which 15 awards have lapsed up to 31 December 2023, resulting in 173 remaining.

227 awards of 2,024 shares were made in 2023, none of which lapsed up to 31 December 2023.

The total number of shares in trust are 1,719,296 across 227 recipients.

Both Ian Strafford-Taylor and Richard Cooper have 10,000 each in the Trust.

Key Staff incentive plan

38 awards totalling 3,665,000 were made in 2021, 3 were exercised and sold to good leavers and 3 lapsed resulting in 32, (being retained at 31 December 2023 with 2,185,000 to key Employees, 750,000 for Ian Strafford-Taylor and 500,000 for Richard Cooper, a total of 3,435,000

46 awards totalling 3,182,500 were made in 2022, 2 lapsed and 44 remain with 2,120,000 to Key Employees, 637,500 for Ian Strafford-Taylor and 375,000 for Richard Cooper, a total of 3,132,500.

58 awards totalling 2,600,000 were made in 2023, with 1,750,000 to Key Employees, 550,000 to Ian Strafford-Taylor and 300,000 to Richard Cooper.

At 31 December 2023 there were 6,055,000 awards across 61 recipients excluding Ian Strafford-Taylor with 1,937,500 and Richard Cooper with 1,175,000.

Director award date	Option Price (£)	Number Granted	Date of Grant	Earliest Exercise date	Latest Exercise date
SHARE OPTIONS					
Ian Strafford-Taylor					
28/07/2014	0.22	192,950	28/07/2014	05/08/2016	28/07/2024
28/07/2014	0.36	1,789,300	28/07/2014	05/08/2016	28/07/2024
28/07/2014	0.36	1,535,750	28/07/2014	05/08/2016	28/07/2024
28/09/2016	0.30	250,000	28/09/2016	28/09/2017	27/09/2026
28/09/2016	0.30	250,000	28/09/2016	28/09/2018	27/09/2026
28/09/2016	0.30	250,000	28/09/2016	28/09/2019	27/09/2026
01/09/2020	0.29	666,667	01/09/2020	30/04/2021	01/09/2030
01/09/2020	0.29	666,667	01/09/2020	30/04/2022	01/09/2030
01/09/2020	0.29	666,666	01/09/2020	30/04/2023	01/09/2030
		6,268,000			
SHARE INCENTIVE PLAN ("SIP")					
Ian Strafford-Taylor					
18/10/2021	0.01	4,000	07/01/2022	07/01/2025	07/01/2032
14/12/2022	0.01	3,976	20/01/2023	20/01/2026	20/01/2033
06/11/2023	0.01	2,024	04/12/2023	04/12/2026	04/12/2033
		10,000			
Richard Cooper					
18/10/2021	0.01	4,000	07/01/2022	07/01/2025	07/01/2032
14/12/2022	0.01	3,976	20/01/2023	20/01/2026	20/01/2033
06/11/2023	0.01	2,024	04/12/2023	04/12/2026	04/12/2033
		10,000			
LONG TERM INCENTIVE PLAN ("LTIP")					
Ian Strafford-Taylor					
18/10/2021	0.01	750,000	18/10/2021	18/10/2024	18/10/2031
14/12/2022	0.01	637,500	14/12/2022	14/12/2025	14/12/2032
06/11/2023	0.01	550,000	06/11/2023	06/11/2026	06/11/2033
		1,937,500			

DIRECTORS' REMUNERATION REPORT CONTINUED

Director award date	Option Price (£)	Number Granted	Date of Grant	Earliest Exercise date	Latest Exercise date
Richard Cooper					
18/10/2021	0.01	500,000	18/10/2021	18/10/2024	18/10/2031
14/12/2022	0.01	375,000	14/12/2022	14/12/2025	14/12/2032
06/11/2023	0.01	300,000	06/11/2023	06/11/2026	06/11/2033
		1,175,000			
Totals		3,112,500			
Ian Strafford-Taylor		8,215,500			
Richard Cooper		1,185,000			
		9,400,500			

As well as the principles above, the vesting criteria for the 2021, 2022 and 2023 awards include a minimum share-price threshold above the price on the date of grant; the eventual amount awarded from the grant made will be driven by revenue growth, growth in active B2B customers and performance against EPS targets. In addition, the final award will be assessed against progress against a range of ESG matters including the effectiveness of our compliance operations.

Options vested by 15 April 2024

Of the total of 8,215,500 share incentives for Ian Strafford-Taylor 6,268,000 had vested by 15 April 2024, through the approval of these financial statements leaving 1,947,500 unvested at that date.

Of the total of 1,185,000 share incentives for Richard Cooper none had vested by 15 April 2024. Richard Cooper exercised and retained 333,334 options during 2023.

At the date of this report, the equity awards made to Ian Strafford-Taylor and Richard Cooper were equal to 4.40% and 0.63% of the fully diluted share capital.


Option numbers used for EPS

The calculation of diluted EPS and diluted adjusted EPS ignores any dilution if the result attributable to owners of Equals Group PLC is a statutory loss. The number to be used for 2023 is 193,444,728 (2022: 187,583,788).

7. PROFESSIONAL FEES INCURRED BY THE REMUNERATION COMMITTEE

During 2023 the cost (including irrecoverable VAT) of advice taken by the Remuneration Committee in the year amounted to £nil (2022: £23,250). This advice relates to share incentive awards, share-based remuneration and remuneration comparative report.

In addition, the manager of the shares platform, "Global Shares" invoiced the Company for a total of £18,000 for the administration of their platform and administration of the SIP and LTIP in 2023 (2022: £18,000).


PROFESSOR CHRISTOPHER BONES

Chair of the Remuneration Committee

15 April 2024

Directors' Report

for the year ended 31 December 2023

Equals Group PLC is a company limited by shares and incorporated in England and Wales. The registered office address is Third Floor, Thames House, Vintners Place, 68 Upper Thames Street, London, EC4V 3BJ. The Directors present their annual report and audited consolidated financial statements for the year ended 31 December 2023.

FINANCIAL REPORTING

The consolidated financial statements of Equals Group PLC for the year ended 31 December 2023 are set out on pages 66 to 104. These have been prepared in accordance with international accounting standards in conformity with the requirements of the Companies Act 2006.

PRINCIPAL ACTIVITIES

The principal activities of the Group during the year were to provide payment processing and banking-style services and to both private customers and corporations through prepaid currency cards, travel cash, international money transfers and current accounts. Its trading subsidiaries have various degrees of regulation as shown below:

Company number	Company name (and date of name change)	Previous name	FCA permissions
05539698	Equals Money PLC (13.09.2022)		Authorised Payment institution under Payment Service Regulations, 2009
06268340	Equals Money UK Limited (26.09.2022)		Authorised Payment institution under Payment Service Regulations, 2009
07131446	Equals Connect Limited		Authorised Payment institution under Payment Service Regulations, 2009
09558664	Equals Money International Limited (03.05.2022)		Authorised E-Money institution under the Electronic Money Regulations 2011
12330839	Roqqett Limited		Authorised Payment institution under Payment Service Regulations, 2009
09347930	Hamer & Hamer Limited		Authorised Payment institution under Payment Services Regulations, 2009
7477374	Equals Pay LLC		None
0849.185.510	Equals Money Europe S.A. (04.07.2023)	Oonex S.A.	Authorised under the National Bank of Belgium to deliver financial and payment services to businesses and individuals in the EU

The principal activity of the Company is as an investment holding company for the Equals Group of companies.

KEY PERFORMANCE INDICATORS

The Strategic Report set out on pages 6 to 25 provides key performance indicators and an assessment of the Group's financial performance throughout the year.

RELATIONSHIP WITH EMPLOYEES

The Group operates transparently with its employees and holds fortnightly Group wide "All Hands" with the purpose of keeping employees up to date with Group business and its developments. These also offer staff the opportunity to present their viewpoints and are in addition to regular departmental updates. The Board believes this helps create a common awareness and goals across the Group to help it achieve its strategies.

Equals is an equal opportunity employer. It does not discriminate on the basis of disability, gender reassignment, marriage and civil partnership, pregnancy and maternity, race, sexual orientation, religion or belief, sex or age. It ensures that this is upheld in regard to hiring, continuing employment and training, career development and promotion.

Further details of the Group's relationship with its employees can be found in the Section 172 statement on pages 24 to 25 and in the ESG report on pages 33 to 40.

DIRECTORS' REPORT CONTINUED

RELATIONSHIPS WITH SUPPLIERS, CUSTOMERS AND OTHERS

The Group recognises that strong relationships with customers and fair dealings with its suppliers are key to its success as a business. Further details of how this is applied in practice can be found in the Section 172 statement in the Strategic Report on pages 24 to 25.

DIVIDENDS

A maiden interim dividend of 0.5p per share was declared on 9th November 2023 and paid on 7th December 2023. The Directors recommend a final dividend of 1p per share for the year ended 31 December 2023.

DIRECTORS

The following Directors have held office during the financial year and up to the date of approval of these financial statements:

I A I Strafford-Taylor

R Q M Cooper

A R F Hughes

S A Herbert

C J Bones

DIRECTORS' INTERESTS

The Directors who held office at 31 December 2023 held the following shares in the Company as at that date:

	Ordinary 1p shares		Ordinary 1p shares held in trust
	Shareholding %	2023	2023
I A I Strafford-Taylor	1.18%	2,200,250	10,000
R Q M Cooper	0.63%	1,183,334	10,000
S A Herbert	0.04%	77,800	–
A R F Hughes	0.02%	46,000	–
C J Bones	0.002%	4,500	–

The Directors who held office at 31 December 2023 held the following unexercised share options in the Company as at that date:

	Option price (£)	Number Granted	Date Granted
I A I Strafford-Taylor	0.22	192,950	28/07/2014
	0.36	1,789,300	28/07/2014
	0.36	1,535,750	28/07/2014
	0.30	750,000	28/09/2016
	0.29	2,000,000	01/09/2020
	–	750,000	18/10/2021
	–	4,000	07/01/2022
	–	637,500	14/12/2022
	–	3,976	20/01/2023*
	–	550,000	06/11/2023
–	2,024	04/12/2023	

	Option price (£)	Number Granted	Date Granted
R Q M Cooper	–	500,000	18/10/2021
	–	4,000	07/01/2022
	–	375,000	14/12/2022
	–	3,976	20/01/2023*
	–	300,000	06/11/2023
	–	2,024	04/12/2023

*Per IFRS 2, service period for the 2022 SIP commences before the grant date and thus the share are disclosed in the year which participants are made aware of the grant conditions which in this case was the announcement date on 14th December 2022.

INDEMNITY INSURANCE

The Company maintains a directors and officers liability insurance policy in respect of any legal costs that may be incurred against the Directors in dealing with any legal claims or investigations. The policy was in place throughout the year and up to the date of approval of the financial statements.

CAPITAL STRUCTURE

Details of the Group's authorised and issued share capital, together with details of the movement therein, are set out in note 16 to the financial statements. This includes the rights and obligations attaching to shares. There are no restrictions on the transfer of the Company's shares. Details of major shareholders (that hold greater than 3.0%) as at 31/12/2023 are set out below:

Name	No. of Ordinary Shares held	Percentage of issued capital
Pembar Limited	22,291,833	11.94%
Threadneedle Asset Management	22,228,127	11.91%
Schroders Funds	22,203,859	11.90%
JP Morgan Asset Management	13,140,154	7.04%
Chelverton Asset Management	6,500,000	3.48%

ENVIRONMENT

Carbon dioxide emission data has been collected for 2023 and disclosed within the ESG report. This along with further information on environmental matters can be found in the ESG report on pages 33 to 40.

RESEARCH AND DEVELOPMENT

The Group has continued its investment in research and development throughout the year. A review of the work undertaken can be found in the Chief Executive Officer's Report on pages 9 to 13.

DIRECTORS' REPORT CONTINUED**RISK AND RISK MANAGEMENT**

The Group is exposed to various financial and operational risks. Further details of these, including processes put in place to mitigate these risks, are disclosed in the Risk Committee Report on pages 44 to 45 and note 20 of the financial statements.

INDEPENDENT AUDITORS

Under section 489(4) of the Companies Act 2006, PricewaterhouseCoopers LLP will be deemed to have been reappointed as auditor. In accordance with section 489(4) of the Companies Act 2006 a resolution for their reappointment will be proposed at the forthcoming Annual General Meeting.

DISCLOSURE OF INFORMATION TO AUDITOR

The Directors who held office at the date of approval of this Directors' report confirm that, so far as they are each aware, there is no relevant audit information of which the Company's auditors are unaware; and each Director has taken all the steps that they ought to have taken as a Director to make themselves aware of any relevant audit information and to establish that the Company's auditors are aware of that information.

POST BALANCE SHEET EVENTS

On 13 March 2024, a share issue agreement was signed to convert the 29 February 2024 Roqqett Loan due to Equals Group PLC debt of £1,128k to Equity. In the parent company Equals Group PLC accounts, investment in subsidiary will increase by £1,128k and intercompany loan receivable from Roqqett will be reduced to £nil. In the subsidiary Roqqett Limited accounts, intercompany loan payable to Equals Group PLC will reduce to £nil and share capital and share premium will increase by £1,128k. These entries will be eliminated at the Group level.

FUTURE DEVELOPMENT

The Group's business activities, together with the factors likely to affect its future development and position, are set out in the Strategic Report on pages 6 to 25.

GOING CONCERN

Based on the Group's budgets and financial projections, the Directors are satisfied that the business is a going concern and therefore the financial statements have been prepared on a going concern basis. This assessment is based on whether there is sufficient liquidity and financing to support the business, the post balance sheet trading of the Group, the regulatory environment, and the effectiveness of risk management policies. Management has sensitised its base case, assumed certain business lines might be discontinued and examined the

truncating of product development expenditure. The Group is satisfied with the adequacy of its cash position. Further details of post balance sheet trading and position can be found in the Chairman's Statement on pages 7 to 8.

The Directors' Report was approved by the Board after stock market trading hours on 15 April 2024 and signed on its behalf by:



IAN STRAFFORD-TAYLOR

Chief Executive Officer

15 April 2024



Statement of Directors' Responsibilities in Respect of the Annual Report and the Financial Statements for the year ended 31 December 2023

Statement of directors' responsibilities in respect of the financial statements

The directors are responsible for preparing the Equals Group PLC annual report for the year ended 31 December 2023 and the financial statements in accordance with applicable law and regulation.

Company law requires the directors to prepare financial statements for each financial year. Under that law, the directors have prepared the group and the parent company financial statements in accordance with UK-adopted international accounting standards.

Under company law, directors must not approve the financial statements unless they are satisfied that they give a true and fair view of the state of affairs of the group and parent company and of the profit or loss of the group for that period. In preparing the financial statements, the directors are required to:

- select suitable accounting policies and then apply them consistently;
- state whether applicable UK-adopted international accounting standards have been followed, subject to any material departures disclosed and explained in the financial statements;
- make judgements and accounting estimates that are reasonable and prudent; and
- prepare the financial statements on the going concern basis unless it is inappropriate to presume that the group and parent company will continue in business.

The directors are responsible for safeguarding the assets of the group and parent company and hence for taking reasonable steps for the prevention and detection of fraud and other irregularities.

The directors are also responsible for keeping adequate accounting records that are sufficient to show and explain the group's and parent company's transactions and disclose with reasonable accuracy at any time the financial position of the group and parent company and enable them to ensure that the financial statements comply with the Companies Act 2006.

The directors are responsible for the maintenance and integrity of the parent company's website. Legislation in the United Kingdom governing the preparation and dissemination of financial statements may differ from legislation in other jurisdictions.

Directors' confirmations

The directors consider that the Equals Group PLC annual report for the year ended 31 December 2023 and financial statements, taken as a whole, is fair, balanced and understandable and provides the information necessary for shareholders to assess the group's and parent company's position and performance, business model and strategy.



IAN STRAFFORD-TAYLOR

Chief Executive Officer

15 April 2024

Independent Auditors' Report to the Members of Equals Group PLC

REPORT ON THE AUDIT OF THE FINANCIAL STATEMENTS

OPINION

In our opinion, Equals Group PLC's group financial statements and company financial statements (the "financial statements"):

- give a true and fair view of the state of the group's and of the company's affairs as at 31 December 2023 and of the group's profit and the group's and company's cash flows for the year then ended;
- have been properly prepared in accordance with UK-adopted international accounting standards as applied in accordance with the provisions of the Companies Act 2006; and
- have been prepared in accordance with the requirements of the Companies Act 2006.

We have audited the financial statements, included within the Annual Report, which comprise: consolidated and company statements of financial position as at 31 December 2023; the consolidated statement of comprehensive income, the consolidated and company statements of cash flows, and the consolidated and company statements of changes in equity for the year then ended; and the notes to the financial statements, which include a description of the significant accounting policies.

BASIS FOR OPINION


We conducted our audit in accordance with International Standards on Auditing (UK) ("ISAs (UK)") and applicable law. Our responsibilities under ISAs (UK) are further described in the Auditors' responsibilities for the audit of the financial statements section of our report. We believe that the audit evidence we have obtained is sufficient and appropriate to provide a basis for our opinion.

Independence

We remained independent of the group in accordance with the ethical requirements that are relevant to our audit of the financial statements in the UK, which includes the FRC's Ethical Standard, as applicable to listed entities, and we have fulfilled our other ethical responsibilities in accordance with these requirements.

OUR AUDIT APPROACH

Overview

	<ul style="list-style-type: none"> • Our audit focused on where the Group made subjective judgements; for example, significant accounting estimates involving assumptions and inherently uncertain future events. • The Group comprises multiple subsidiary entities in the UK. Most of the Group's accounting systems are centralised in the corporate head office located in London. • Our overall audit approach considered each subsidiary entity's contribution to the Group's financial reporting balances.
	<ul style="list-style-type: none"> • Capitalisation of IT development costs (group) • The measurement and recognition of the goodwill and intangible assets arising from the acquisition of Equals Money Europe, previously known as Oonex S.A. (group)
	<ul style="list-style-type: none"> • Overall group materiality: £957,116 (2022: £696,822) based on 1% of total revenue. • Overall company materiality: £804,710 (2022: £654,103) based on 1% of total assets. • Performance materiality: £717,837 (2022: £522,616) (group) and £603,533 (2022: £490,577) (company).

The scope of our audit

As part of designing our audit, we determined materiality and assessed the risks of material misstatement in the financial statements.

INDEPENDENT AUDITORS' REPORT TO THE MEMBERS OF EQUALS GROUP PLC CONTINUED

Key audit matters

Key audit matters are those matters that, in the auditors' professional judgement, were of most significance in the audit of the financial statements of the current period and include the most significant assessed risks of material misstatement (whether or not due to fraud) identified by the auditors, including those which had the greatest effect on: the overall audit strategy; the allocation of resources in the audit; and directing the efforts of the engagement team. These matters, and any comments we make on the results of our procedures thereon, were addressed in the context of our audit of the financial statements as a whole, and in forming our opinion thereon, and we do not provide a separate opinion on these matters.

This is not a complete list of all risks identified by our audit.

The measurement and recognition of the goodwill and intangible assets arising from the acquisition of Equals Money Europe, previously known as Oonex S.A. is a new key audit matter this year. Carrying value of goodwill, which was a key audit matter last year, is no longer included because of the lower impact of changes to judgemental assumptions on the conclusion of the impairment assessment as a result of an increased surplus supported by the increased profitability of the group since 2021. Otherwise, the key audit matters below are consistent with last year.

Key audit matter	How our audit addressed the key audit matter
<p>Capitalisation of IT development costs (group)</p> <p>The Group capitalises, as intangible assets, certain expenditure on the development of systems and infrastructure designed to support its business strategy. Determining whether expenditure qualifies for capitalisation requires judgement and the total expenditure capitalised in the financial year ending 31 December 2023 amounts to £6.5m (£5.2m during the financial years ending 31 December 2022).</p> <p>The carrying value of software assets was £16.9m at the end of the period (£14.8m at 31 December 2022). When capitalising costs, management determines whether it is probable that expected future economic benefits are attributable to the asset, the cost or value can be reliably measured, and the nature of expenditure qualifies for capitalisation under the accounting standards. Additionally, the determination of costs, particularly salaries and other personnel related costs, that meet the criteria in IAS 38 Intangible Assets to be capitalised is subjective. The Group's estimates included determining the extent of time spent by employees performing IT and non-IT roles in developmental activities and whether all costs were directly attributable to the relevant projects.</p> <p>The Group's disclosures are provided in Note 10 'Intangible assets and goodwill and the related accounting policies applied are detailed in Note 3.12. Management's judgements in the application of the accounting policy is disclosed in Note 3.25A(i).</p>	<p>We performed the following substantive audit procedures over the capitalised IT development costs:</p> <ul style="list-style-type: none"> • We evaluated the design of key controls around the capitalisation of internally generated intangible assets. • For a sample of projects to which costs have been capitalised, we obtained and evaluated management's assessment of the nature, feasibility and probably economic benefit expected from the intangible asset. • We obtained a breakdown of the capitalised IT development costs and evaluated whether the nature of expenses meet the criteria in IAS 38 Intangible Assets to be capitalised. • For a sample of IT development cost capitalised, we obtained supporting documentation to corroborate the value and the nature of the expenditure and assessed whether it met the criteria for capitalisation. • We recalculated the amounts capitalised and tested the reliability of data used within the calculation. Based on the procedures performed and evidence obtained. With respect to the IT development costs capitalised during the current financial period we found it to be reasonable and materially compliant with the requirements of IAS 38 Intangible Assets.

INDEPENDENT AUDITORS' REPORT TO THE MEMBERS OF EQUALS GROUP PLC CONTINUED

Key audit matter	How our audit addressed the key audit matter
<p>The measurement and recognition of the goodwill and intangible assets arising from the acquisition of Equals Money Europe, previously known as Oonex S.A. (group)</p> <p>On 4 July 2023, the Group completed its acquisition of Equals Money Europe ('EMEU'), previously known as Oonex S.A., a Belgium company. The fair value of consideration on the date of acquisition amounted to £8.9m.</p> <p>The business combination is accounted for according to IFRS 3.</p> <p>The assets, liabilities and contingent liabilities acquired were stated at their fair values which were determined in the purchase price allocation performed. This results in preliminary net liabilities measured at fair value in the amount of £0.5m and goodwill in the amount of £8.8m.</p> <p>The purchase price allocation performed is dependent on various assumptions which require management judgement and give rise to estimation uncertainty. These assumptions, which are subject to estimation uncertainty, are derived from a combination of management's judgement, experts engaged by management and market data. Changes in these assumptions may have a material impact on the fair value of the identifiable intangible assets and goodwill balances recognised at acquisition.</p> <p>The significant assumptions that we focused our audit on were those with greater levels of management judgement and for which variations had the most significant impact on the recoverable amount. Specifically, these included the discount rate, forecasted revenue and costs.</p> <p>Due to the matter described, we considered the business combination and in particular the purchase price allocation as a key audit matter in our audit.</p> <p>The Group's disclosures are provided in Note 12 'Acquisitions and disposals' and the related accounting policies applied are detailed in Note 3.12. Management's judgements in the application of the accounting policy is disclosed in Note 3.25B(iv).</p>	<p>We performed the following substantive audit procedures over managements' recognition and measurement of the acquisition of EMEU in its consolidated financial statements:</p> <ul style="list-style-type: none"> • We verified, based on the purchase agreements and the agreements under the criteria defined in IFRS 10, the assessment made by the Management Board regarding the control over the shares taken over and the consolidation in the consolidated financial statements, • We independently recalculated the fair value of the initial and deferred consideration on acquisition date settled through the issuance of Equals Group PLC shares as determined in the purchase agreements, • We assessed the methodical approach in identifying the assets acquired and liabilities assumed at the acquisition date, • We challenged, and agreed to supporting evidence where available, the liabilities assumed at acquisition, • We evaluated the key assumptions in the forecasts, and evidence provided to corroborate them with a focus on revenue growth and costs, • We engaged independent experts to evaluate the reasonability of the methods applied and judgements taken in performing the purchase price allocation and determining the identifiable assets, • We tested the mathematical accuracy of the calculations used to determine the goodwill and identifiable intangible asset balances at acquisition, and • We examined the disclosures on the acquisition made in the notes in accordance with the requirements of IFRS 3. <p>Based on the procedures performed and evidence obtained, we determined that the accounting and measurement methods applied are in accordance with IFRSs. We consider management's conclusions and the significant underlying assumptions to be reasonable.</p>

INDEPENDENT AUDITORS' REPORT TO THE MEMBERS OF EQUALS GROUP PLC CONTINUED

How we tailored the audit scope

We tailored the scope of our audit to ensure that we performed enough work to be able to give an opinion on the financial statements as a whole, taking into account the structure of the group and the company, the accounting processes and controls, and the industry in which they operate.

We tailored the scope of our audit to ensure that we performed enough work to be able to give an opinion on the financial statements as a whole, taking into account the structure of the Group and the Company, the accounting processes and controls, and the industry in which they operate. Within the Group's main consolidation and financial reporting system, the consolidated financial statements are a consolidation of subsidiary entities. In establishing the overall approach to the Group audit, we scoped our work using the balances included in the consolidation. We determined the type of work that needed to be performed over the subsidiary entities by us, as the Group engagement team. As a result of our scoping, we determined that an audit of the complete financial information of Equals Money PLC, Fair Payments Limited, Equals Money UK Limited and Equals Connect Limited was necessary, owing to their financial significance. All audit work over these subsidiary entities was performed by the Group engagement team. We then considered the significance of other reporting units in relation to primary statement account balances. In doing this we also considered the presence of any significant audit risks and other qualitative factors. For the remainder, the risk of material misstatement was mitigated through Group audit procedures including subsidiary level analytical review procedures. Certain Group-level account balances, including goodwill, were audited by the Group engagement team.

The impact of climate risk on our audit

As part of our audit we made enquiries of management to understand the extent of the potential impact of climate risk on the group's and company's financial statements, and we remained alert when performing our audit procedures for any indicators of the impact of climate risk. Our procedures did not identify any material impact as a result of climate risk on the group's and company's financial statements.

Materiality

The scope of our audit was influenced by our application of materiality. We set certain quantitative thresholds for materiality. These, together with qualitative considerations, helped us to determine the scope of our audit and the nature, timing and extent of our audit procedures on the individual financial statement line items and disclosures and in evaluating the effect of misstatements, both individually and in aggregate on the financial statements as a whole.

Based on our professional judgement, we determined materiality for the financial statements as a whole as follows:

	Financial statements – Group	Financial statements – Company
Overall materiality	£957,116 (2022: £696,822).	£804,710 (2022: £654,103).
How we determined it	1% of total revenue	1% of total assets
Rationale for benchmark applied	The Group is very focused on expansion through acquisition and organic growth. Revenue has been determined to be a key measure of financial performance for the Group and therefore has been used to determine materiality.	The entity's assets predominantly consist of investments in their subsidiaries and are benchmark for financial statement users to measure the entity's scale and how they operate their business. Total assets has been determined to be a key measure and has been used to determine materiality.

For each component in the scope of our group audit, we allocated a materiality that is less than our overall group materiality. The range of materiality allocated across components was £5,591 to £957,116.

We use performance materiality to reduce to an appropriately low level the probability that the aggregate of uncorrected and undetected misstatements exceeds overall materiality. Specifically, we use performance materiality in determining the scope of our audit and the nature and extent of our testing of account balances, classes of transactions and disclosures, for example in determining sample sizes. Our performance materiality was 75% (2022: 75%) of overall materiality, amounting to £717,837 (2022: £522,616) for the group financial statements and £603,533 (2022: £490,577) for the company financial statements.

In determining the performance materiality, we considered a number of factors - the history of misstatements, risk assessment and aggregation risk and the effectiveness of controls - and concluded that an amount at the upper end of our normal range was appropriate.

INDEPENDENT AUDITORS' REPORT TO THE MEMBERS OF EQUALS GROUP PLC CONTINUED

We agreed with those charged with governance that we would report to them misstatements identified during our audit above 47,856 (group audit) (2022: 34,841) and 40,236 (company audit) (2022: 32,705) as well as misstatements below those amounts that, in our view, warranted reporting for qualitative reasons.

CONCLUSIONS RELATING TO GOING CONCERN

Our evaluation of the directors' assessment of the group's and the company's ability to continue to adopt the going concern basis of accounting included:

- We assessed and challenged key assumptions used by directors in their determination of going concern of the Group and Company;
- We used our knowledge of the Group, its industry and the general economic environment in which it operates to identify the inherent risks in its business model and analysed how those risks might affect the Group's and Company's financial resources or ability to continue operations over the going concern period. This included the ongoing strategic review and impact of that review, as discussed in the strategic report;
- We considered whether these risks could plausibly affect the liquidity or profitability in the going concern period by comparing severe, but plausible downside scenarios that could arise from these risks individually and collectively against the level of available financial resources indicated by the Group and Company's financial forecasts
- We considered whether the going concern disclosure in note 3.1 to the financial statements gives a full and accurate description of the Directors' assessment of going concern, including the identified risks, dependencies, and related sensitivities.

Based on the work we have performed, we have not identified any material uncertainties relating to events or conditions that, individually or collectively, may cast significant doubt on the group's and the company's ability to continue as a going concern for a period of at least twelve months from when the financial statements are authorised for issue.

In auditing the financial statements, we have concluded that the directors' use of the going concern basis of accounting in the preparation of the financial statements is appropriate.

However, because not all future events or conditions can be predicted, this conclusion is not a guarantee as to the group's and the company's ability to continue as a going concern.

Our responsibilities and the responsibilities of the directors with respect to going concern are described in the relevant sections of this report.

REPORTING ON OTHER INFORMATION

The other information comprises all of the information in the Annual Report other than the financial statements and our auditors' report thereon. The directors are responsible for the other information. Our opinion on the financial statements does not cover the other information and, accordingly, we do not express an audit opinion or, except to the extent otherwise explicitly stated in this report, any form of assurance thereon.

In connection with our audit of the financial statements, our responsibility is to read the other information and, in doing so, consider whether the other information is materially inconsistent with the financial statements or our knowledge obtained in the audit, or otherwise appears to be materially misstated. If we identify an apparent material inconsistency or material misstatement, we are required to perform procedures to conclude whether there is a material misstatement of the financial statements or a material misstatement of the other information. If, based on the work we have performed, we conclude that there is a material misstatement of this other information, we are required to report that fact. We have nothing to report based on these responsibilities.

With respect to the Strategic report and Directors' Report, we also considered whether the disclosures required by the UK Companies Act 2006 have been included.

Based on our work undertaken in the course of the audit, the Companies Act 2006 requires us also to report certain opinions and matters as described below.

Strategic report and Directors' Report

In our opinion, based on the work undertaken in the course of the audit, the information given in the Strategic report and Directors' Report for the year ended 31 December 2023 is consistent with the financial statements and has been prepared in accordance with applicable legal requirements.

In light of the knowledge and understanding of the group and company and their environment obtained in the course of the audit, we did not identify any material misstatements in the Strategic report and Directors' Report.

INDEPENDENT AUDITORS' REPORT TO THE MEMBERS OF EQUALS GROUP PLC CONTINUED

RESPONSIBILITIES FOR THE FINANCIAL STATEMENTS AND THE AUDIT**Responsibilities of the directors for the financial statements**

As explained more fully in the Statement of directors' responsibilities in respect of the annual report and financial statements, the directors are responsible for the preparation of the financial statements in accordance with the applicable framework and for being satisfied that they give a true and fair view. The directors are also responsible for such internal control as they determine is necessary to enable the preparation of financial statements that are free from material misstatement, whether due to fraud or error.

In preparing the financial statements, the directors are responsible for assessing the group's and the company's ability to continue as a going concern, disclosing, as applicable, matters related to going concern and using the going concern basis of accounting unless the directors either intend to liquidate the group or the company or to cease operations, or have no realistic alternative but to do so.

Auditors' responsibilities for the audit of the financial statements

Our objectives are to obtain reasonable assurance about whether the financial statements as a whole are free from material misstatement, whether due to fraud or error, and to issue an auditors' report that includes our opinion. Reasonable assurance is a high level of assurance, but is not a guarantee that an audit conducted in accordance with ISAs (UK) will always detect a material misstatement when it exists. Misstatements can arise from fraud or error and are considered material if, individually or in the aggregate, they could reasonably be expected to influence the economic decisions of users taken on the basis of these financial statements.

Irregularities, including fraud, are instances of non-compliance with laws and regulations. We design procedures in line with our responsibilities, outlined above, to detect material misstatements in respect of irregularities, including fraud. The extent to which our procedures are capable of detecting irregularities, including fraud, is detailed below.

Based on our understanding of the group and industry, we identified that the principal risks of non-compliance with laws and regulations related to the Financial Conduct Authority's ('FCA') regulations, Alternative Investments Market ('AIM') Listing Rules, Anti-Money Laundering legislation and UK tax legislation, and we considered the extent to which non-compliance might have a material effect on the financial statements. We also

considered those laws and regulations that have a direct impact on the financial statements such as the Companies Act 2006. We evaluated management's incentives and opportunities for fraudulent manipulation of the financial statements (including the risk of override of controls), and determined that the principal risks were related to posting inappropriate journal entries to misstate revenue or reduce costs through incorrect capitalisation, creation of fictitious transactions to hide losses or to improve financial performance, and management bias in accounting estimates. Audit procedures performed by the engagement team included:

- Obtaining confirmations from third parties to confirm the existence of a sample of transactions and balances; and
- Identifying and testing journal entries meeting specific fraud criteria, including those posted with certain descriptions, posted and approved by the same individual, backdated journals or posted by infrequent and unexpected users.
- Review of correspondence with and reports to the regulators, including the FCA;
- Challenging assumptions and judgements made by management in their significant accounting estimates, in particular in relation to capitalisation of costs to internally generated intangible assets and the measurement and recognition of the goodwill and intangible assets arising from the acquisitions (see related key audit matters above);

There are inherent limitations in the audit procedures described above. We are less likely to become aware of instances of non-compliance with laws and regulations that are not closely related to events and transactions reflected in the financial statements. Also, the risk of not detecting a material misstatement due to fraud is higher than the risk of not detecting one resulting from error, as fraud may involve deliberate concealment by, for example, forgery or intentional misrepresentations, or through collusion.

Our audit testing might include testing complete populations of certain transactions and balances, possibly using data auditing techniques. However, it typically involves selecting a limited number of items for testing, rather than testing complete populations. We will often seek to target particular items for testing based on their size or risk characteristics. In other cases, we will use audit sampling to enable us to draw a conclusion about the population from which the sample is selected.

A further description of our responsibilities for the audit of the financial statements is located on the FRC's website at: www.frc.org.uk/auditorsresponsibilities. This description forms part of our auditors' report.

INDEPENDENT AUDITORS' REPORT TO THE MEMBERS OF EQUALS GROUP PLC CONTINUED**Use of this report**

This report, including the opinions, has been prepared for and only for the company's members as a body in accordance with Chapter 3 of Part 16 of the Companies Act 2006 and for no other purpose. We do not, in giving these opinions, accept or assume responsibility for any other purpose or to any other person to whom this report is shown or into whose hands it may come save where expressly agreed by our prior consent in writing.

**OTHER REQUIRED REPORTING
COMPANIES ACT 2006 EXCEPTION
REPORTING**

Under the Companies Act 2006 we are required to report to you if, in our opinion:

- we have not obtained all the information and explanations we require for our audit; or
- adequate accounting records have not been kept by the company, or returns adequate for our audit have not been received from branches not visited by us; or
- certain disclosures of directors' remuneration specified by law are not made; or
- the company financial statements are not in agreement with the accounting records and returns.

We have no exceptions to report arising from this responsibility.



DANIEL BRYDON

(Senior Statutory Auditor)

for and on behalf of PricewaterhouseCoopers LLP

Chartered Accountants and Statutory Auditors

Manchester

15 April 2024

Financial statements



Consolidated Statement of Comprehensive Income

for the year ended 31 December 2023

	Note	2023 £'000	2022 £'000
Revenue on currency transactions		85,614	63,541
Banking revenue		8,350	6,141
Europe revenue		1,747	–
Revenue	4	95,711	69,682
Transaction and commission costs		(43,385)	(36,027)
Gross profit		52,326	33,655
Administrative expenses	5	(33,739)	(22,576)
Depreciation charge	8/9	(1,228)	(1,211)
Amortisation charge	10	(7,048)	(6,008)
Acquisition expenses* ¹		(1,377)	(164)
Total operating expenses		(43,392)	(29,959)
Adjusted EBITDA*²		20,637	12,120
Operating profit		8,934	3,696
Gain on the sale of the Cash CGU		380	–
Finance costs		(166)	(280)
Profit before tax		9,148	3,416
Tax (charge) / credit	6	(1,402)	135
Profit after tax		7,746	3,551
Attributable to:			
Owners of Equals Group PLC		7,746	3,237
Non-controlling interest		–	314
Other comprehensive income:			
Exchange differences arising on translation of foreign operations		6	–
Total comprehensive income for the year		7,752	3,551
Earnings per share			
Basic	7	4.22p	1.80p
Diluted	7	4.00p	1.73p

*¹ Acquisition costs represents and includes costs pursuant to acquisitions.

*² Adjusted EBITDA is not a 'Generally Accepted Accounting Principles' (GAAP) measure and represents operating loss before share option charges, depreciation, amortisation and separately reported items (exceptional items).

All income and expenses arise from continuing operations.

The notes on pages 71 to 104 form an integral part of these financial statements.

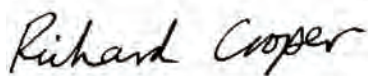
Consolidated and Company Statements of Financial Position

as at 31 December 2023

	Note	Group		Company	
		2023 £'000	2022 £'000	2023 £'000	2022 £'000
ASSETS					
Non-current assets					
Property, plant and equipment	8	1,120	1,139	–	–
Right of use assets	9	2,881	3,367	–	–
Intangible assets and goodwill	10	45,629	30,008	–	–
Deferred tax assets	6	956	1,831	814	1,368
Investments	11	–	–	77,750	62,902
		50,586	36,345	78,564	64,270
Current assets					
Inventories	13	372	292	–	–
Trade and other receivables	14	13,431	10,274	1,398	1,159
Derivative financial assets	19	4,760	5,616	–	–
Cash and cash equivalents	15	18,662	15,044	509	–
		37,225	31,226	1,907	1,159
TOTAL ASSETS		87,811	67,571	80,471	65,429
EQUITY AND LIABILITIES					
Equity attributable to equity holders					
Share capital	16	1,866	1,807	1,866	1,807
Share premium		28,498	53,405	28,498	53,405
Share-based payment reserve		5,564	3,231	3,483	2,397
Other reserves	17	13,556	8,609	8,128	3,187
Retained earnings / (accumulated losses)		8,260	(24,148)	24,574	1,038
Company loss in the year		–	–	(1,719)	(1,127)
		57,744	42,904	64,830	60,707
Non-current liabilities					
Lease liabilities	9	2,730	3,417	–	–
		2,730	3,417	–	–
Current liabilities					
Trade and other payables	18	22,079	15,489	15,641	4,722
Current tax liabilities	6	106	192	–	–
Lease liabilities	9	750	780	–	–
Derivative financial liabilities	19	4,402	4,789	–	–
		27,337	21,250	15,641	4,722
TOTAL EQUITY AND LIABILITIES		87,811	67,571	80,471	65,429

The notes on pages 71 to 104 form an integral part of these financial statements.

The financial statements on pages 66 to 70 were approved by the Board of Directors after stock market trading hours on 15 April 2024 and were signed on its behalf by:



Richard Cooper
Director, Chief Financial Officer

Company Registration number: 08922461

Consolidated and Company Statements of Changes in Equity

for the year ended 31 December 2023

Group	Share capital £'000	Share premium £'000	Share-based payment £'000	Retained earnings / (accumulated losses) £'000	Other reserves (note 17) £'000	Total attributable to owners of Equals Group PLC £'000	Non-controlling interest £'000	Total equity £'000
At 1 January 2022	1,793	53,218	1,858	(24,590)	8,609	40,888	263	41,151
Profit for the year	-	-	-	3,237	-	3,237	314	3,551
Acquisition of the remaining NCI (Note 12)	-	-	-	(2,902)	-	(2,902)	(577)	(3,479)
Share-based payment charge (note 21)	-	-	924	-	-	924	-	924
Share options exercised in year	-	-	(107)	107	-	-	-	-
Shares issued in year	14	187	-	-	-	201	-	201
Movement in deferred tax on share-based payment reserve	-	-	556	-	-	556	-	556
At 31 December 2022	1,807	53,405	3,231	(24,148)	8,609	42,904	-	42,904
Profit for the year	-	-	-	7,746	-	7,746	-	7,746
Other comprehensive income:								
Exchange differences arising on translation of foreign operations	-	-	-	-	6	6	-	6
Other items:								
Share-based payment charge (note 21)	-	-	1,419	-	-	1,419	-	1,419
Share options exercised in year	3	-	(333)	333	-	3	-	3
Shares issued in year	50	93	-	-	-	143	-	143
Shares issued in relation to Roqgett acquisition	6	-	-	-	494	500	-	500
Dividends paid in year	-	-	-	(928)	-	(928)	-	(928)
Share premium reduction scheme	-	(25,000)	-	25,000	-	-	-	-
Share issued in relation to Oonex acquisition	-	-	-	-	3,844	3,844	-	3,844
Shares yet to be issued in relation to Oonex acquisition	-	-	-	-	860	860	-	860
Oonex deferred shares – non-payable	-	-	-	50	(50)	-	-	-
Transfer of Q-Money contingent liability	-	-	-	207	(207)	-	-	-
Movement in deferred tax on share-based payment reserve	-	-	1,247	-	-	1,247	-	1,247
At 31 December 2023	1,866	28,498	5,564	8,260	13,556	57,744	-	57,744

Company	Share capital £'000	Share premium £'000	Share-based payment £'000	Retained earnings/ (accumulated losses) £'000	Other reserves (note 17) £'000	Total equity £'000
At 1 January 2022	1,793	53,218	1,580	931	3,187	60,709
Loss for the year	-	-	-	(1,127)	-	(1,127)
Share-based payment charge (note 21)	-	-	924	-	-	924
Share options exercised in year	-	-	(107)	107	-	-
Shares issued in year	14	187	-	-	-	201
At 31 December 2022	1,807	53,405	2,397	(89)	3,187	60,707
Loss for the year	-	-	-	(1,718)	-	(1,718)
Share-based payment charge (note 21)	-	-	1,419	-	-	1,419
Share options exercised in year	3	-	(333)	333	-	3
Shares issued in year	50	93	-	-	-	143
Shares issued in relation to Roggett acquisition	6	-	-	-	494	500
Dividends paid in year	-	-	-	(928)	-	(928)
Share premium reduction scheme	-	(25,000)	-	25,000	-	-
Acquisition of Oonex fair value increase	-	-	-	-	3,844	3,844
Acquisition of Oonex deferred consideration	-	-	-	-	860	860
Oonex deferred consideration – non-payable	-	-	-	50	(50)	-
Transfer of Q-Money contingent liability	-	-	-	207	(207)	-
At 31 December 2023	1,866	28,498	3,483	22,855	8,128	64,830

The following describes the nature and purpose of each reserve within owners' equity:

Share capital	Amount subscribed for shares at nominal value.
Share premium	Amount subscribed for shares in excess of nominal value less directly attributable costs.
Share-based payment reserve	Proportion of the fair value of share options granted relating to services rendered up to the balance sheet date
Retained earnings/(accumulated losses)	Cumulative profit and losses attributable to equity shareholders.
Other reserves comprise:	
Merger reserve	Arising on reverse acquisition from Group reorganisation.
Contingent consideration reserve	Arising on equity based contingent consideration on acquisition of subsidiaries.
Foreign currency reserve	Arising on translation of foreign operations

The notes on pages 71 to 104 form an integral part of these financial statements.

Consolidated Statement of Cash Flows

for the year ended 31 December 2023

Group	Note	2023 £'000	2022 £'000
Profit before tax		9,148	3,416
Cash flows from operating activities			
<i>Adjustments for:</i>			
Depreciation	5	1,228	1,211
Amortisation	10	7,048	6,008
Share-based payment charge	5	1,419	924
Increase in trade and other receivables ^{*1}		(6,416)	(9,920)
(Decrease) / increase in trade and other payables ^{*2}		(386)	9,707
Decrease / (increase) in derivative financial assets	19	856	(3,023)
(Decrease) / increase in derivative financial liabilities	19	(387)	2,707
Increase in inventories	13	(80)	(124)
Finance Costs		167	280
		3,449	7,770
Net cash inflow		12,597	11,186
Tax receipts		232	400
Tax paid		(345)	(61)
Net cash inflow from operating activities		12,484	11,525
Cash flows from investing activities			
Property, plant and equipment additions	8	(479)	(271)
Intangibles additions	10	(6,618)	(5,056)
Net cash used in investing activities		(7,097)	(5,327)
Cash flows from financing activities			
Repayment of borrowings		–	(2,000)
Principal elements of lease payments	9	(786)	(837)
Interest paid on finance lease	9	(155)	(169)
Interest paid		–	(47)
Acquisition of the remaining non-controlling interest		–	(1,405)
Dividends paid		(928)	–
Proceeds from issuance of ordinary shares		100	200
Net cash outflow from financing activities		(1,769)	(4,258)
Net increase in cash and cash equivalents		3,618	1,940
Cash and cash equivalents at the beginning of the year		15,044	13,104
Cash and cash equivalents at end of the year	15	18,662	15,044

^{*1} The movement in the deferred and current tax assets and the right-of-use asset balances (excluding the depreciation charge) is included within the movement in trade and other receivables.

^{*2} The movement in the deferred and current tax liabilities and the lease liability balances is included within the movement in trade and other payables.

The notes on pages 71 to 104 form an integral part of these financial statements.

Company Statement of Cash Flows

for the year ended 31 December 2023

Company	2023 £'000	2022 £'000
Loss before tax	(1,166)	(1,332)
Cash flows from operating activities		
<i>Adjustments for:</i>		
Decrease / (Increase) in trade and other receivables* ¹	1,867	(1,024)
Increase in trade and other payables* ²	3,604	3,086
Finance costs	8	3
Net cash inflow from operating activities	4,313	733
Cash flows from investing activities		
Acquisition of subsidiary, net of cash acquired	(2,976)	–
Net cash used in investing activities	(2,976)	–
Cash flows from financing activities		
Interest paid	–	(3)
Acquisition of the remaining non-controlling interest	–	(930)
Dividends paid	(928)	
Proceeds from issuance of ordinary shares	100	200
Net cash outflow from financing activities	(828)	(733)
Net increase in cash and cash equivalents	509	–
Cash and cash equivalents at the beginning of the year	–	–
Cash and cash equivalents at end of the year	509	–

*¹ The movement in the deferred and current tax assets and the right-of-use asset balances (excluding the depreciation charge) is included within the movement in trade and other receivables.

*² The movement in the deferred and current tax liabilities and the lease liability balances is included within the movement in trade and other payables.

The notes on pages 71 to 104 form an integral part of these financial statements.

Notes to the Consolidated Financial Statements

for the year ended 31 December 2023

1 GENERAL INFORMATION

The Company is a public company limited by shares and incorporated in England and Wales and domiciled in the UK and whose shares are admitted to trading on AIM, a market operated by The London Stock Exchange. These consolidated financial statements comprise the Company and its subsidiaries (together referred to as the 'Group'). The Group is a financial technology ("fintech") provider, primarily providing payment services.

The Company and Group's consolidated financial statements for the year ended 31 December 2023 were authorised for issue after stock market trading hours on 15 April 2024 and the Company and Group's statement of financial position signed by Richard Cooper (CFO) on behalf of the Board.

2 NEW STANDARDS, AMENDMENTS AND INTERPRETATIONS TO PUBLISHED STANDARDS

New and revised accounting standards and interpretations adopted, none of which had any material impact to the Company and Group:

- IFRS 17 Insurance Contracts (effective date of 1 January 2023)
- Classification of Liabilities as Current or Non-current (Amendments to IAS 1) (effective date of 1 January 2023)
- Definition of Accounting Estimates (Amendments to IAS 8) (effective date of 1 January 2023)

New standards, amendments and interpretations issued but not yet effective or early adopted, none of which is expected to have a material impact on the Company and Group:

- Lease Liability in a Sale and Leaseback (Amendments to IFRS 16) (effective date of 1 January 2024)
- Non-current Liabilities with Covenants (Amendments to IAS 1) (effective date of 1 January 2024)
- Supplier Finance Arrangements (Amendments to IAS 7 and IFRS 7) (effective date of 1 January 2024)
- Lack of Exchangeability (Amendments to IAS 21) (effective date of 1 January 2025)

3 BASIS OF PREPARATION AND SIGNIFICANT ACCOUNTING POLICIES

The principal accounting policies applied in the preparation of the Group and Company financial statements are set out below. These policies have been consistently applied to all the years presented, unless otherwise stated. The financial statements have been prepared on a historical cost basis with the exception of derivative financial instruments and share option charges which are measured at fair value through profit or loss.

3.1 Basis of preparation

These financial statements are prepared in accordance with UK-adopted International Accounting Standards in conformity with the requirements of the Companies Act 2006 and AIM

Regulations. The financial statements are presented in Sterling, the Company and Group's presentational currency.

IFRS requires management to make certain accounting estimates and to exercise judgement in the process of applying the Company and Group's accounting policies. These estimates are based on the Directors best knowledge and past experience and are explained further in note 3.26.

Going concern

Details of the Group's business activities, results, cash flows and resources, together with the risks it faces and other factors likely to affect its future development, performance and position are set out in the strategic report. Certain Group companies are regulated by the Financial Conduct Authority and perform annual capital adequacy assessments. The Group acquired a Belgian company on 4 July 2023 and its activities are regulated by the National Bank of Belgium. Consideration was given to whether there is sufficient liquidity and financing to support the business, the post balance sheet trading of the Group, the regulatory environment and the effectiveness of risk management policies. Management has sensitised its base case, assumed certain business lines might be discontinued and examined the truncating of product development expenditure. The Board also considered the impact of the potential sale of the company on its going concern status, as outlined in the strategic report, and concluded there was no impact as at the balance sheet date. The Board, therefore, has a reasonable expectation that the Group has adequate resources to continue in operational existence for the foreseeable future and therefore the financial statements are prepared on a going concern basis.

3.2 Basis of consolidation

The consolidated financial statements comprise the financial statements of all Group subsidiaries as at 31 December each year using consistent accounting policies.

Business combinations

The Group financial statements for business combinations using the acquisition method when control is transferred to the Group. The consideration transferred in the acquisition is measured at fair value, as are the identifiable net assets acquired. Any goodwill that arises is tested annually for impairment. Any gain on a bargain purchase is recognised in profit or loss immediately. Transaction costs are expensed as incurred, except if related to the issue of debt or equity securities. The consideration transferred does not include amounts related to the settlement of pre-existing relationships. Such amounts are generally recognised in profit or loss.

Any contingent consideration is measured at fair value at the date of acquisition. If an obligation to pay contingent consideration that meets the definition of a financial instrument is classified as equity, then it is not re-measured and settlement is accounted for within equity. Otherwise, other contingent consideration is re-measured at fair value at each reporting date and subsequent changes in the fair value of the contingent consideration are recognised in profit or loss.

NOTES TO THE CONSOLIDATED FINANCIAL STATEMENTS FOR THE YEAR ENDED 31 DECEMBER 2023 CONTINUED

3 BASIS OF PREPARATION AND SIGNIFICANT ACCOUNTING POLICIES (CONTINUED)

Subsidiaries

Subsidiaries are entities controlled by the Group. The Group controls an entity when it is exposed to, or has rights to, variable returns from its involvement with the entity and has the ability to affect those returns through its power over the entity. In assessing control, the Group takes into consideration potential voting rights. The acquisition date is the date on which control is transferred to the acquirer. The financial statements of subsidiaries are included in the consolidated financial statements from the date that control commences until the date that control ceases. A non-controlling interest is recognised, representing the interests of minority shareholders in subsidiaries not wholly owned by the Group.

Transactions eliminated on consolidation

Intra-group balances and transactions and any unrealised income and expenses arising from intra-group transactions are eliminated.

On publishing the Company financial statements here, together with the Group financial statements, the Company is taking advantage of exemption in section 408 of the Companies Act 2006 not to present the individual income statement and related notes of the Company which form part of these approved financial statements.

3.3 Foreign currency

In preparing these financial statements, transactions in currencies other than the Company and Group's presentational currency ("foreign currencies") are recorded at the rates of exchange prevailing on the dates of the transaction. At each statement of financial position date, monetary items in foreign currencies are translated into the presentational currency at the exchange rate prevailing at statement of financial position date.

Exchange differences arising on the settlements of monetary items and on the retranslation of monetary items are included in the consolidated statement of comprehensive income for the year.

3.4 Gross value of currency transactions sold and the gross value of banking transactions

The gross value of currency transactions sold represent the gross value of currency transactions undertaken with customers by the Group, where the net is reported as revenue. The gross value of banking transactions represents client money deposits by customers. These values are a non-GAAP measure and therefore disclosed as additional information in the consolidated statement of comprehensive income.

3.5 Revenue recognition

The Group applies IFRS 15 *Revenue from Contracts with Customers* for the recognition of revenue. IFRS 15 established a comprehensive framework for determining whether, how much and when revenue is recognised. It affects the timing and recognition of revenue items, but not generally the overall amount recognised.

The performance obligations of all revenue streams are satisfied on the transaction date or by the provision of the service for the period described in the contract. Revenue is not recognised where there is evidence to suggest that customers do not have the ability or intention to pay. The Group does not have any contracts with customers where the performance obligations have not been fully satisfied.

How the Group recognises revenue for its significant revenue streams is described below.

Currency Cards – Retail and Corporate

A contract is identified when it is approved by relevant parties and when the card is issued to the customer. Performance obligations and transaction prices are set out in the contract. Revenue from provision of card services is recognised over the period in which they are provided.

ATM transaction and out-of-currency variable fees are constrained to the amount not expected to be reversed. Variable revenue is recognised at the point at which it is unlikely to be reversed, typically the transaction date.

International Payments and Travel Cash

This service relates to the facility to buy and sell currency. A contract is identified when a payment is approved by the Group and the customer. Performance obligations and transaction prices are set out in the contract. Revenue is recognised on the transaction date for both spot and forward transactions.

Banking

This service relates to the provision of bank account services. A contract is identified when a customer enters an agreement with the Group for a CardOne Banking account. Performance obligations and transaction prices are set out in the contract.

Monthly account fees are recognised during the month the account is provided. ATM transaction and out-of-currency variable fees are recognised up to the amount not expected to be reversed. Variable revenue is recognised at the point at which it is unlikely to be reversed, typically the transaction date.

Solutions

A bespoke enterprise platform aimed at large enterprises. Revenue derived is recognised both on transaction date for payment transactions and on an accrual basis for periodic fees agreed and set out in the contract.

Europe

The service line for the European market comprising of both European "Solutions" and "Acquiring".

Acquiring is aimed to facilitate corporates to accept card payments from their customers. Revenue is recognised at the point of each card transaction processed and on an accrual basis for periodic fees agreed and set out in the contract.

3.6 Pension costs

The Group operates a defined contribution pension scheme and outsources the administration of the pension scheme to a third party. The Group contributes to the pension scheme

NOTES TO THE CONSOLIDATED FINANCIAL STATEMENTS FOR THE YEAR ENDED 31 DECEMBER 2023 CONTINUED

3 BASIS OF PREPARATION AND SIGNIFICANT ACCOUNTING POLICIES (CONTINUED)

in line with Auto-enrolment obligations as defined in the Pensions Act 2008 and passes on the employer and employee contributions to the pension scheme administrator on a monthly basis. The employer contributions are recognised as they occur through the payroll.

3.7 Share-based payments

Employees (including Directors) of the Group may receive remuneration in the form of share-based payment transactions, whereby employees render services as consideration for equity instruments (equity-settled transactions). In situations where equity instruments are issued and some or all of the services received by the entity as consideration cannot be specifically identified, they are measured as the difference between fair value of the share-based payment and the fair value of any identifiable services received at the grant date, and therefore not at historical cost. The cost of equity-settled transactions with employees, is measured by reference to the fair value at the date on which they are granted. The fair value is determined using an appropriate pricing model, further details of which are given in note 21.

The cost of equity-settled transactions is recognised, together with a corresponding increase in equity, over the period in which the performance and/or service conditions are fulfilled, ending on the date on which the relevant employees become fully entitled to the award ("the vesting date"). The cumulative expense recognised for equity settled transactions at each reporting date until the vesting date reflects the extent to which the vesting period has expired and the Group's best estimate of the number of equity instruments that will ultimately vest. The profit or loss charge or credit for a period represents the movement in cumulative expense recognised as at the beginning and end of that period.

No expense is recognised for awards that do not ultimately vest, except for awards where vesting is conditional upon a market condition, which are treated as vesting irrespective of whether or not the market condition is satisfied, provided that all other performance and/or service conditions are satisfied. Where the terms of an equity-settled award are modified, the minimum expense recognised is the expense as if the terms had not been modified. An additional expense is recognised for any modification, which increases the total fair value of the share-based payment arrangement, or is otherwise beneficial to the employee as measured at the date of modification. Where an equity settled award is cancelled, it is treated as if it had vested on the date of cancellation, and any expense not yet recognised for the award is recognised immediately. However, if a new award is substituted for the cancelled award, and designated as a replacement award on the date that it is granted, the cancelled and new awards are treated as if they were a modification of the original award, as described in the previous paragraph.

The dilutive effect of outstanding options is reflected as additional share dilution on the computation of earnings per share. Where the Company grants options over its own shares to the employees of its subsidiaries it recognises, in

its individual financial statements, an increase in the cost of investment in its subsidiaries equivalent to the equity settled share-based payment charge recognised.

3.8 Research and development

Research costs are expensed as incurred. Expenditure on IT software and development is recognised as an intangible asset only if the expenditure can be measured reliably, when the intangible asset is technically and commercially feasible, future economic benefits are probable, and the Group intends to and has sufficient resources to complete development and to use or sell the asset. Subsequent to initial recognition, development expenditure is measured at cost less accumulated amortisation and any accumulated impairment losses.

3.9 Treatment of research and development tax credits

Research and development tax credits are treated as taxation credits as defined under IAS12 *Income Taxes* with a credit recorded in the year to which the claim relates.

3.10 Taxation

The tax expense comprises current tax, deferred tax and R&D tax credits.

3.11 Deferred tax

Deferred tax is recognised in respect of temporary differences between the carrying amounts of assets and liabilities for financial reporting purposes and the amounts used for taxation purposes. Deferred tax is not recognised for:

- temporary differences on the initial recognition of assets or liabilities in a transaction that is not a business combination and that affects neither accounting nor taxable profit or loss;
- temporary differences related to investments in subsidiaries to the extent that the Group is able to control the timing of the reversal of the temporary differences and it is probable that they will not reverse in the foreseeable future; and
- taxable temporary differences arising on the initial recognition of goodwill.

The measurement of deferred tax reflects the tax consequences that would follow the manner in which the Group expects, at the end of the reporting period, to recover or settle the carrying amount of its assets and liabilities. Deferred tax is measured at the tax rates that are expected to be applied to temporary differences when they reverse, using tax rates enacted or substantively enacted at the reporting date.

Deferred tax assets and liabilities are offset if there is a legally enforceable right to offset current tax liabilities and assets, and they relate to taxes levied by the same tax authority on the same taxable entity, or on different tax entities but they intend to settle current tax liabilities and assets on a net basis or their tax assets and liabilities will be realised simultaneously.

A deferred tax asset is recognised for unused tax losses, tax credits and deductible temporary differences to the extent that it is probable that future taxable profits will be available against which they can be utilised. Deferred tax assets are

NOTES TO THE CONSOLIDATED FINANCIAL STATEMENTS FOR THE YEAR ENDED 31 DECEMBER 2023 CONTINUED

3 BASIS OF PREPARATION AND SIGNIFICANT ACCOUNTING POLICIES (CONTINUED)

reviewed at each reporting date and are reduced to the extent that it is no longer probable that the related tax benefit will be realised.

3.12 Intangible assets and goodwill

(i) Recognition and measurement

Goodwill arising on business combinations is measured at cost less accumulated impairment losses.

Development expenditure is capitalised but only if the expenditure can be measured reliably, the product or process is technically and commercially feasible, future economic benefits are probable, and the Group intends to and has sufficient resources to complete development and to use or sell the asset. Otherwise, it is recognised in profit or loss as incurred. Subsequent to initial recognition, development expenditure is measured at cost less accumulated amortisation and any accumulated impairment losses.

Separately acquired trademarks and licences are shown at historical cost less accumulated impairment losses. Other intangible assets, including customer relationships, patents and trademarks acquired in a business combination are recognised at fair value at the acquisition date. They have a finite useful life and are subsequently carried at cost less accumulated amortisation and impairment losses.

(ii) Subsequent expenditure

Subsequent expenditure is capitalised only when it increases the future economic benefits embodied in the specific asset to which it relates. All other expenditure, including expenditure on internally generated goodwill and brands, is recognised in profit or loss as incurred.

(iii) Amortisation

Amortisation is calculated to write off the cost of intangible assets less their estimated residual values using the straight-line method over their estimated useful lives and is generally recognised in profit or loss. Goodwill is not amortised. The estimated useful lives for current and comparative periods are as follows:

Customer relationships	5-11 years
Brands	5 years
Trademarks, licences, patented and non-patented technology	3-10 years

Amortisation methods, useful lives and residual values are reviewed at each reporting date and adjusted if appropriate.

3.13 Property, plant and equipment

All property, plant and equipment is stated at cost of acquisition or production cost less accumulated depreciation and impairment losses. Any gain or loss on disposal of an item of property, plant and equipment is recognised in profit or loss.

Depreciation is charged so as to write off the cost or valuation of assets over their estimated useful lives, using the straight-line method, on the following basis:

Plant and equipment	3-5 years
Fixtures and fittings	3-5 years
Leasehold improvements	10 years

3.14 Investments in subsidiaries

Investments in subsidiary undertakings are stated at cost less impairment in value.

3.15 Inventories

Inventories comprise of stock of plastic payment cards not yet distributed to customers. Inventories are valued at the lower of cost and net realisable value. Cost is based on the first-in first-out principle and includes expenditure incurred in acquiring the inventories, production or conversion costs and other costs in bringing them to their existing location and condition. There are no currency amounts loaded on the stock of cards.

3.16 Trade and other receivables

Trade receivables are recognised initially at the amount of consideration that is unconditional unless they contain significant financing components, when they are recognised at fair value. The Group holds the trade receivables with the objective to collect the contractual cash flows and therefore measures them subsequently at amortised cost using the effective interest method. Details about the Group's impairment policies and the calculation of the loss allowance are provided in note 3.23.

3.17 Derivative financial assets and liabilities

Derivative financial assets and liabilities are carried as assets when their fair value is positive and as liabilities when their fair value is negative. Changes in the fair value of derivatives are included in the income statement. The Group's derivative financial assets and liabilities at fair value through profit or loss comprise solely of forward foreign exchange contracts, which are dealt on a matched principal basis.

3.18 Offsetting of financial instruments

Financial assets and financial liabilities are offset and the net amount reported in the statement of financial position if, and only if, there is a currently enforceable legal right to offset the recognised amounts and there is an intention to settle on a net basis, or to realise the assets and settle the liabilities simultaneously.

3.19 Cash and cash equivalents

These include cash in hand and deposits held at call with banks. Any cash held on behalf of customers is segregated from operational cash and safeguarded in accordance with our regulatory obligations. The risks and rewards to the Group that arise from the holding of customer money are principally vested with the customers. As a result, the Group does not account for safeguarded customer cash in the Group's financial statements.

NOTES TO THE CONSOLIDATED FINANCIAL STATEMENTS FOR THE YEAR ENDED 31 DECEMBER 2023 CONTINUED

3 BASIS OF PREPARATION AND SIGNIFICANT ACCOUNTING POLICIES (CONTINUED)

3.20 Trade and other payables

These are initially recognised at fair value and then carried at amortised cost using the effective interest method. The Group does not account for safeguarded customer cash and the associated customer liability in the Group's financial statements, as the risks and rewards that arise are principally vested with the customers.

3.21 Provisions excluding those under IFRS 9 (see note 3.23)

A provision is recognised in the statement of financial position when the Company and Group has a present legal or constructive obligation as a result of a past event, and it is probable that an outflow of economic benefits will be required to settle the obligation. If the effect is material, provisions are determined by discounting the expected future cash flows at a pre-tax rate that reflects the current market assessment of the time value of money and, where appropriate, the risks specific to the liability.

The tax currently payable is based on taxable profit for the year. Taxable profit differs from net profit as reported in the statement of comprehensive income because it excludes items of income or expense that are taxable or deductible in other years and it further excludes items that are never taxable or deductible. The liability for current tax is calculated using tax rates that have been enacted or substantively enacted by the consolidated statement of financial position date.

3.22 Leases

At inception of a contract, the Group assesses whether the contract is, or contains, a lease. A contract is, or contains, a lease if the contract conveys the right to control the use of an identified asset for a period of time in exchange for consideration. To assess whether a contract conveys the right to control the use of an identified asset, the Group uses the definition of a lease in IFRS 16.

Contracts may contain both lease and non-lease components. The Group allocates the consideration in the contract to the lease and non-lease components based on their relative stand-alone prices. However, for leases of real estate for which the Group is a lessee, it has elected not to separate lease and non-lease components and instead accounts for these as a single lease component.

The Group recognises a Right of Use asset and a corresponding liability at the date at which the leased asset is available for use. Lease liabilities arising from a lease are initially measured on a present value basis. Lease liabilities include the net present value of the fixed payments (including in-substance fixed payments), less any lease incentives receivable. Lease payments to be made under reasonably certain extension options are also included in the measurement of the liability. The lease payments are discounted using the lessee's incremental borrowing rate, being the rate that the individual lessee would have to pay to borrow the funds necessary to

obtain an asset of similar value to the Right of Use asset in a similar economic environment with similar terms, security and conditions.

Lease payments are allocated between principal and finance cost. The finance cost is charged to profit or loss over the lease period so as to produce a constant periodic rate of interest on the remaining balance of the liability for each period.

Right of Use assets are measured at cost comprising the following:

- the amount of the initial measurement of lease liability;
- any lease payments made at or before the commencement date less any lease incentives received;
- any initial direct costs.

Right of Use assets are depreciated using the straight-line basis over the lease term at a rate between 10-25%. The Group applies the following practical expedients permitted by the standard:

- excluding short term leases (less than 12 months) and low-value items (less than £3,775);
- exercising extension options where the contract contains a provision.

There are no variable payment terms in current leases.

3.23 Impairment

A. Non-derivative financial assets

IFRS 9 offers two approaches for measuring and recognising the loss allowance: General and Simplified. The general approach should be applied for all financial assets subject to impairment, except for trade receivables or contract assets (IFRS 15) without significant financing component, for these assets simplified approach should be applied.

The Group's financial instruments measured at amortised cost falling within the scope of the standard are (i) trade and other receivables and (ii) cash and cash equivalents. While cash and cash equivalents are also subject to the impairment requirements of IFRS 9, the identified impairment loss was immaterial.

Trade and other receivables

The Group applies the IFRS 9 Simplified approach, by recognising a loss allowance based on a lifetime expected credit loss ("ECL") at each reporting date.

B. Non-financial assets

At each reporting date, the Group reviews the carrying amounts of its non-financial assets (other than inventories and deferred tax assets) to determine whether there is any indication of impairment. If any such indication exists, then the asset's recoverable amount is estimated. Goodwill is tested annually for impairment.

For impairment testing, assets are grouped together into the smallest group of assets that generates cash inflows from continuing use that are largely independent of the cash inflows

NOTES TO THE CONSOLIDATED FINANCIAL STATEMENTS FOR THE YEAR ENDED 31 DECEMBER 2023 CONTINUED

3 BASIS OF PREPARATION AND SIGNIFICANT ACCOUNTING POLICIES (CONTINUED)

of other assets or CGUs. Goodwill arising from a business combination is allocated to CGUs or groups of CGUs that are expected to benefit from the synergies of the combination. The recoverable amount of an asset or CGU is the greater of its value in use and its fair value less costs of disposal ("FVL COD"). Value in use is based on the estimated future cash flows, discounted to their present value using a pre-tax discount rate that reflects current market assessments of the time value of money and the risks specific to the asset or CGU. FVL COD is the price that would be received to sell an asset or CGU in an orderly transaction between market participants at the measurement date, less any incremental costs directly attributable to the disposal of an asset or CGU, excluding finance costs and income tax expense. The Group's CGU's for impairment testing are defined in note 10. An impairment loss is recognised if the carrying amount of an asset or CGU exceeds its recoverable amount. Impairment losses are recognised in profit or loss. They are allocated first to reduce the carrying amount of any goodwill allocated to the CGU, and then to reduce the carrying amounts of the other assets in the CGU on a pro-rata basis. An impairment loss in respect of goodwill is not reversed. For other assets, an impairment loss is reversed only to the extent that the asset's carrying amount does not exceed the carrying amount that would have been determined, net of depreciation or amortisation, if no impairment loss had been recognised.

3.24 Director's remuneration

From 2020, the Group have adopted accrual accounting for the recognition of annual bonuses to Executive Directors, with bonuses being accrued in the year to which they relate, provided in management's opinion it seems more certain than not that any award dependent on the fulfilment of performance criteria will, in fact, be met. Previously bonuses were recognised in the year they were awarded. See note 5b for further details.

3.25 Judgements and estimates

The preparation of the Group's consolidated financial statements requires management to make estimates, judgements and assumptions that affect the application of the Group's accounting policies and the reported amounts of assets, liabilities, income and expenses. Estimates and underlying assumptions are reviewed on an ongoing basis. Revisions to estimates are recognised prospectively.

A. Judgements

The judgements made in applying the Group's accounting policies that have the most significant effect on the amounts recognised in the financial statements were as follows:

(i) Technology development intangibles

Development costs are capitalised based on management's judgements that the project is technologically and economically feasible, the asset is expected to generate future net cash inflows and a successful outcome is probable in accordance with IAS 38 *Intangible Assets*. Management

judgement is required to determine the useful economic lives of these assets and uses market and technological knowledge in determining these, and to determine if development costs can be capitalised. Development costs cover employee gross wages, employers NI, employers pension contributions, contractor costs and IT based expenditure relating to development projects.

(ii) IFRS 16 Leases – lease term and extension options

In determining the lease term, management considers all facts and circumstances that create an economic incentive to exercise an extension option, or not exercise a termination option. Extension options (or periods after termination options) are only included in the lease term if the lease is reasonably certain to be extended (or not terminated). All extension options in office leases have been included in the lease liability.

(iii) IFRS 16 Leases – incremental borrowing rate

To determine the incremental borrowing rate, the Group uses a build-up approach that starts with a risk-free interest rate adjusted for credit risk for leases held by the Group which do not have recent third-party financing, and makes adjustments specific to the lease; inflation, country risk premium, financing spread level of indebtedness and asset specific risk.

B. Assumptions and estimation uncertainties

The assumptions and estimation uncertainties at the end of the financial year that have a significant risk of resulting in a material adjustment to the carrying amounts of assets and liabilities in the next financial year were as follows:

(i) Impairment of goodwill and intangibles

The Group assesses goodwill annually for impairment. The assumptions and estimates used in the impairment test for goodwill including the sensitivity testing are disclosed in note 10.

(ii) Valuation of share options

The Group fair values share options on date of grant using the Black-Scholes and Monte-Carlo models. Further details on the use of fair value can be found in note 3.26 Measurement of fair values and note 21 Share options.

(iii) Valuation of derivative instruments

The Group enters into foreign exchange forward positions with clients which it matches against foreign exchange forward positions with various financial institutions, earning a margin in the process. Open positions are fair valued at the balance sheet date using Hedgebook forward rates for all major currencies.

(iv) Measurement uncertainty related to business combinations

- Recognition and measurement of intangible assets & goodwill on acquisition date is detailed in accounting policy 3.12. In determining the value of the identifiable intangible assets at acquisition, judgement is required which give rise to estimation uncertainty. The identifiable intangible assets are measured with reference to the forecasted cash flows. The forecasted cash flows are derived from a market acquirer perspective taking into consideration the impact

NOTES TO THE CONSOLIDATED FINANCIAL STATEMENTS FOR THE YEAR ENDED 31 DECEMBER 2023 CONTINUED

3 BASIS OF PREPARATION AND SIGNIFICANT ACCOUNTING POLICIES (CONTINUED)

of expected revenue growth and customer attrition over the forecast period. The discount rate representing the subsidiary's weighted average cost are used to discount the forecasted cash flows to its present value. The impact of a 1% increase/decrease in the discount rate used will result in the value of the intangible assets identified decreasing/increasing by £348k.

- Measurement of consideration, including deferred consideration - total compensation for acquisitions may include an element of deferred consideration payable, subject to the fulfilment of certain conditions post-acquisition. Where this is the case, management use historical information and management forecasts to estimate a liability, using the discounted cash-flow methodology, to derive a fair value of the deferred consideration payable. This estimate is revised at each reporting date to reflect latest current and expected outcomes.

3.26 Measurement of fair values

When measuring the fair value of an asset or a liability, the Group uses observable market data as far as possible. Fair values are categorised into different levels in a fair value hierarchy based on the inputs used in the valuation techniques as follows:

- Level 1: quoted prices (unadjusted) in active markets for identical assets and liabilities.
- Level 2: inputs other than quoted prices included in Level 1 that are observable for the asset or liability, either directly (i.e., as prices) or indirectly (i.e., derived from prices).
- Level 3: inputs for the asset or liability that are not based on observable market data (unobservable inputs).

4 REVENUE AND SEGMENTAL ANALYSIS

Segment results are reported to the Board of Directors (being the chief operating decision maker) to assess both performance and support strategic decisions. The Board reviews financial information on revenue for the following segments: Currency Cards (both personal and corporate), International Payments, Solutions, Travel Cash, Banking and Central (which includes overheads and corporate costs). Revenue is primarily derived from UK based customers.

IFRS 15 requires the presentation of disaggregated revenue from contracts with customers into categories that depict how the nature, amount, timing and uncertainty of revenue and cash flows are affected by economic factors. The Group has assessed that the disaggregation of revenue by operating segments is appropriate in meeting this disclosure requirement as this is the information regularly reviewed by the Board, to evaluate the financial performance of the Group.

Group	International payments £'000	Solutions £'000	Currency Cards £'000	Banking £'000	Travel Cash £'000	Europe £'000	Central £'000	Total £'000
Year ended 31 December 2023								
Segment revenue	39,270	30,971	15,231	8,350	142	1,747	-	95,711
Transaction and commission costs	(22,452)	(13,280)	(5,436)	(1,353)	(92)	(772)	-	(43,385)
Gross profit	16,818	17,691	9,795	6,997	50	975	-	52,326
Administrative expenses	-	-	-	-	-	-	(33,739)	(33,739)
Depreciation charge	-	-	-	-	-	-	(1,228)	(1,228)
Amortisation charge	-	-	-	-	-	-	(7,048)	(7,048)
Acquisition expenses	-	-	-	-	-	-	(1,377)	(1,377)
Finance costs	-	-	-	-	-	-	(166)	(166)
Gain on the sale of the cash CGU	-	-	-	-	-	-	380	380
Profit / (loss) before tax	16,818	17,691	9,795	6,997	50	975	(43,178)	9,148
Current assets	-	-	-	5,045	-	1,400	30,780	37,225
Non-current assets	21,048	1,956	5,164	10,341	-	11,171	906	50,586
Total liabilities	-	-	-	(1,828)	-	(1,014)	(27,225)	(30,067)
Total assets	21,048	1,956	5,164	13,558	-	11,557	4,461	57,744

**NOTES TO THE CONSOLIDATED FINANCIAL STATEMENTS
FOR THE YEAR ENDED 31 DECEMBER 2023
CONTINUED**

4 REVENUE AND SEGMENTAL ANALYSIS (CONTINUED)

Group	International Payments £'000	Solutions £'000	Currency Cards £'000	Banking £'000	Travel Cash £'000	Central £'000	Total £'000
Year ended 31 December 2022							
Segment revenue	34,357	15,636	12,539	6,141	1,009	–	69,682
Transaction and commission costs	(21,362)	(8,089)	(4,618)	(1,405)	(553)	–	(36,027)
Gross profit	12,995	7,547	7,921	4,736	456	–	33,655
Administrative expenses	–	–	–	–	–	(22,576)	(22,576)
Depreciation charge	–	–	–	–	–	(1,211)	(1,211)
Amortisation charge	–	–	–	–	–	(6,008)	(6,008)
Acquisition expenses	–	–	–	–	–	(164)	(164)
Finance costs	–	–	–	–	–	(280)	(280)
Profit / (loss) before tax	12,995	7,547	7,921	4,736	456	(30,239)	3,416
Current assets	–	–	–	2,343	–	28,883	31,226
Non-current assets	17,975	–	5,341	4,372	128	8,529	36,345
Total liabilities	–	–	–	(2,287)	–	(22,380)	(24,667)
Total assets	17,975	–	5,341	4,428	128	15,032	42,904

5 OPERATING PROFIT

Operating profit is stated after charging the following operating expenses:

	Note	2023 £'000	2022 £'000
Staff costs (net of expenditure capitalised)	5a	20,270	14,406
IT and telephone cost (net of expenditure capitalised)	5c	3,306	2,012
Other professional fees	5d	2,874	1,201
Compliance costs		1,508	683
Marketing costs		2,565	1,858
Property and office costs (net of expenditure capitalised)	5f	1,160	932
Travel and subsistence		633	440
Other share option related costs		28	46
Other		89	3
Sub-total, cash-based expenses		32,433	21,581
Contingent consideration	5g	(459)	–
Share option charge		1,419	924
Foreign exchange loss		346	71
Sub-total, non cash-based costs		1,306	995
Total administrative expenses		33,739	22,576
Depreciation of right of use assets	9	692	822
Depreciation of property, plant and equipment	8	536	389
Amortisation charge		7,048	6,008
Acquisition costs		1,377	164
Total operating expenses		43,392	29,959

**NOTES TO THE CONSOLIDATED FINANCIAL STATEMENTS
FOR THE YEAR ENDED 31 DECEMBER 2023
CONTINUED**

5 OPERATING PROFIT (CONTINUED)

5A STAFF COSTS

Number of employees

The number of employees (including Directors) was:

	2023	2022
	Headcount	Headcount
Administrative staff – monthly average for the year	341	268
Number of staff at the balance sheet date	397	285

	2023	2022
	£'000	£'000
Average wage per employee		
Gross salary	46	55

All employees are employed by the subsidiaries of Equals Group PLC.

Employee costs

	2023	2022
	£'000	£'000
Cost of staff on payrolls	28,248	20,990
Cost of contractors and consultants	2,398	1,471
Gross costs	30,646	22,461
Less: categorised in transaction and commission costs	(4,141)	(3,864)
	26,505	18,597
Less: reported within internally generated software intangibles	(5,653)	(4,191)
	20,852	14,406

	2023	2022
	£'000	£'000
Wages and salaries	19,849	14,812
Social security costs	2,168	1,769
Pension costs	739	597
	22,756	17,178
Less: categorised in transaction and commission costs	(4,141)	(3,864)
	18,615	13,314
Contractors	755	211
Recruiting	969	557
Training	145	105
Benefits and similar	368	219
Total staff costs included in administrative and acquisition expenses*	20,852	14,406

* Staff costs charged in acquisition expenses is £582k (2022: £36k)

**NOTES TO THE CONSOLIDATED FINANCIAL STATEMENTS
FOR THE YEAR ENDED 31 DECEMBER 2023
CONTINUED**

5 OPERATING PROFIT (CONTINUED)

5B DIRECTORS' REMUNERATION

Company

All bonuses and conditional bonuses, whether the conditions have been made or not, have, from 2023 onwards, been accrued.

CEO bonus

In relation to the 2022 financial year, a bonus of £330k was paid during 2023.

The CEO is entitled to a bonus of £560k in relation to 2023 should all performance conditions be met. At the date of signing these financial statements, not all of the conditions have been met and £498k is immediately payable in April 2024. The full amount of the bonus together with associated national insurance contributions has been accrued.

CFO bonus

In relation to the 2022 financial year, a bonus of £273.6k was paid during 2023.

The CFO is entitled to a bonus of £360k in relation to 2023 should all performance conditions be met. At the date of signing these financial statements, not all of the conditions have been met and £344k is immediately payable in April 2024. The full amount of the bonus together with associated national insurance contributions has been accrued.

	Gross Salary £'000	Bonus paid in 2023 £'000	Employer Pension £'000	Benefits £'000	Total Remuneration Paid £'000
Year ended 31 December 2023					
Paid during the year					
Ian Strafford-Taylor	385	420	4	29	838
Richard Cooper	323	274	4	7	608
Sub-total - executives	708	694	8	36	1,446
Non-Executive Directors					
A R F Hughes	93	–	–	–	93
S Herbert	68	–	–	–	68
C Bones	62	–	–	–	62
Total remuneration paid	931	694	8	36	1,669

	Gross Salary £'000	Bonus £'000	Employer Pension £'000	Benefits £'000	Total Remuneration Paid £'000
Year ended 31 December 2022					
Paid during the year					
Ian Strafford-Taylor	350	330	4	33	717
Richard Cooper	304	160	64	23	551
Sub-total - executives	654	490	68	56	1,268
Non-Executive Directors					
A R F Hughes	82	–	–	–	82
S Herbert	65	–	–	–	65
C Bones	55	–	–	–	55
Total remuneration paid	856	490	68	56	1,470

**NOTES TO THE CONSOLIDATED FINANCIAL STATEMENTS
FOR THE YEAR ENDED 31 DECEMBER 2023
CONTINUED**

5 OPERATING PROFIT (CONTINUED)

The above tables have been prepared on a cash paid basis for 2023, whereas the remuneration committee report will be shown on an accrual basis to detail out the bonuses accrued as at 31 December 2023.

	2023	2022
	£'000	£'000
Highest Paid Director		
Gross Salary	385	350

Group

The total amount paid during 2023 to Executive Directors, when including Executive Directors of all the subsidiaries in the consolidated Group, was £4,065k (2022: £3,466k). This included pension payments of £43k (2022: £105k). Details of CEO and CFO bonuses accrued during the year but not paid are given in the Company disclosures above. Information about Directors' share options is given in note 21.

5C IT AND TELEPHONE

	2023	2022
	£'000	£'000
IT and telephone costs	3,859	2,420
Capitalised costs	(553)	(408)
Total IT and telephone costs included in administrative expenses	3,306	2,012

5D PROFESSIONAL FEES

	2023	2022
	£'000	£'000
Professional and Court fees incurred on the capital restructuring of the Company	58	–
Professional and advisory fees incurred on the strategic review	656	–
Statutory audit fees – fees payable for the Statutory audit of the Group	493	420
Other professional fees	1,667	781
Total professional fees included in administrative expenses	2,874	1,201
Professional fees incurred on acquisitions	795	128
Less: amounts included in non-current assets	(131)	–
Total professional fees included in acquisition expenses	664	128

5E AUDIT FEES

Included in professional fees above are amounts charged by the Group's auditors are shown inclusive of VAT are as follows:

	2023	2022
	£'000	£'000
Statutory audit fees		
Fees payable for the statutory audit of the Group	493	420
Total audit fees included in professional fees	493	420

There were no non-audit fees during the current and preceding year. Audit fees are borne by Equals Group PLC.

**NOTES TO THE CONSOLIDATED FINANCIAL STATEMENTS
FOR THE YEAR ENDED 31 DECEMBER 2023
CONTINUED**

5 OPERATING PROFIT (CONTINUED)

5F PROPERTY AND OFFICE COSTS

	2023	2022
	£'000	£'000
Property costs, including rent, rates, service charges and utilities	1,872	1,695
IFRS 16 property lease payments and finance costs (note 9)	(697)	(763)
Total property costs included in administrative and acquisition expenses	1,175	932

Property costs charged in acquisition expenses is £14k (2022: £nil)

5G CONTINGENT CONSIDERATION

Contingent consideration represents the fair value of additional consideration estimated in respect of the acquisitions of Equals Connect Limited NCI in September 2022, Roqgett Limited in January 2023 and Oonex SA (renamed to Equals Money Europe SA) in July 2023. This decrease in consideration payable is the result of revenues underperforming compared to forecasts at the time of acquisition and receivables at the time of acquisition not being recovered.

6 TAXATION

The Group's taxation charge or credit is the composite of:

1. Corporation tax charge arising on profits in the financial year.
2. R&D tax credits received or receivable on development expenditure (which is debited to the Balance Sheet).
3. Deferred taxation arising on temporary and permanent timing differences and losses carried forward, to the extent that the Company believes these to be recoverable from future taxable profits.

At 31 December 2023, the Group had tax losses available to be offset against future taxable profits of £12,384k (2022: £17,632k). The losses can be carried forward indefinitely and have no expiry date.

In addition to corporation tax, the Group paid the following taxation costs during the year:

- a. Employers National Insurance contributions - £2,683k (2022: £2,145k)
- b. Irrecoverable VAT - £2,658k (2022: £1,584k)

Group	2023	2022
	£'000	£'000
Corporation tax charge*	259	192
Current tax charge	259	192
Origination and reversal of temporary differences	534	(203)
Recognition of previously unrecognised deductible temporary differences – current year	844	(124)
Deferred tax – prior year adjustment	(235)	–
Deferred tax charge / (credit)	1,143	(327)
Total tax charge / (credit)	1,402	(135)

* Corporation tax charge is paid under quarterly instalments, £153k has been paid up to 31 December 2023 with the remainder £106k payable in January 2024 and April 2024.

**NOTES TO THE CONSOLIDATED FINANCIAL STATEMENTS
FOR THE YEAR ENDED 31 DECEMBER 2023
CONTINUED**

6 TAXATION (CONTINUED)

Factors affecting tax charge / (credit) for the year

The charge / (credit) for the year can be reconciled to the profit per the consolidated statement of comprehensive income as follows:

	2023	2022
	£'000	£'000
Profit before taxation: Continuing operations	9,148	3,416
Taxation at the UK corporation rate tax of 23.5% (2022: 19.0%)	2,150	649
Net permanent differences between tax and accounting	190	78
Net impact of R&D tax credit claim	(897)	(655)
Remeasure of deferred tax asset on carry forward losses – current year	844	(124)
Remeasure of deferred tax asset on carry forward losses – prior year	(235)	–
Effect of change in tax rates	194	–
Utilisation of tax losses	(844)	(83)
Total tax charge / (credit) for the year	1,402	(135)

Movement in deferred tax balances

Group	Net balance at 1 January £'000	Acquired in business combinations £'000	Recognised to equity £'000	Recognised to profit or loss £'000	Net balance at 31 December £'000	Deferred tax asset £'000	Deferred tax liability £'000
2023							
Intangibles	(3,683)	(979)	–	(196)	(4,857)	–	(4,857)
Property plant and equipment	(239)	–	–	4	(235)	–	(235)
Equity settled share-based payments	1,445	–	1,247	260	2,951	2,951	–
Unutilised tax losses	4,308	–	–	(1,211)	3,097	3,096	–
Deferred tax assets/(liabilities)	1,831	(979)	1,247	(1,143)	956	6,047	(5,092)

Group	Net balance at 1 January £'000	Acquired in business combinations £'000	Recognised to equity £'000	Recognised to profit or loss £'000	Net balance at 31 December £'000	Deferred tax asset £'000	Deferred tax liability £'000
2022							
Intangibles	(3,546)	–	–	(137)	(3,683)	–	(3,683)
Property plant and equipment	(196)	–	–	(43)	(239)	–	(239)
Equity settled share-based payments	673	–	556	216	1,445	1,445	–
Unutilised tax losses	4,018	–	–	290	4,308	4,308	–
Deferred tax assets/(liabilities)	949	–	556	327	1,831	5,753	(3,922)

The standard rate of corporation tax applicable to the Group for the year ended 31 December 2023 was 23.5%. The rate in the year ending 31 December 2024 will be 25%. Deferred tax assets and liabilities have been recognised at the substantively enacted rate.

The Group estimates it has £12,384k of UK tax losses to be carried forward at 31 December 2023 and €3,000k of Belgian tax losses to be carried forward at 31 December 2023.

**NOTES TO THE CONSOLIDATED FINANCIAL STATEMENTS
FOR THE YEAR ENDED 31 DECEMBER 2023
CONTINUED**

6 TAXATION (CONTINUED)

Assumptions and estimation uncertainties

The Group has recorded a £3,096k (2022: £4,308k) deferred tax asset in relation to brought forward and carried forward tax losses and has a further £nil (2022: £nil) deferred tax asset unrecognised. Deferred tax assets are recognised for tax losses carried forward to the extent that the realisation of the related tax benefit through future taxable profits is considered more likely than not. The Group has concluded that the deferred assets will be recoverable using estimated future taxable income based on a based on approved board budget for 2024 and 5-year forecast horizon.

The Group has recorded a £2,951k (2022: £1,445k) deferred tax asset in relation to share option awards outstanding at the year-end. Deferred tax assets are recognised for share options when the share options have intrinsic value that could be deductible for tax purposes, this is classed as share options in-the-money at the year-end.

7 EARNINGS PER SHARE

Basic earnings per share

The calculation of basic earnings per share has been based on the profit attributable to ordinary shareholders and weighted average number of ordinary shares outstanding. The profit after tax attributable to ordinary shareholders of the Group is £7,746k (2022: £3,236k) and the weighted average number of shares for the period was 183,624,192 (2022: 180,304,802).

Diluted earnings per share

The calculation of diluted earnings per share has been based on the profit attributable to ordinary shareholders and weighted average number of ordinary shares outstanding, after adjustment for the effects of all dilutive potential ordinary shares. The weighted average number of dilutive shares is 193,444,728 (2022: 187,583,788).

	Basic 2023	Diluted 2023	Basic 2022	Diluted 2022
Earnings per share	4.22p	4.00p	1.80p	1.73p

Adjusted earnings and adjusted EPS

We have observed that the analyst community prepares EPS calculations on a number of different bases. To try and harmonise these we have prepared below a basis which hopefully offers consistency:

	FY-2023 £'000s	FY-2022 £'000s
P&L YTD Attributable to owners of Equals Group PLC	7,746	3,236
Add back:		
– Share option charges	1,447	970
– Amortisation of acquired intangibles.	1,672	1,282
– Exceptional items	714	–
– Acquisition costs	1,377	164
– Tax impacts thereon*	183	31
Adjusted earnings	13,139	5,683

* Tax impacts thereon are associated to items not added back to the tax computations relating to Exceptional items and Acquisition costs.

The resulting earnings per share are shown below:

	Basic FY-2023	Basic FY-2022	Diluted FY-2023	Diluted FY-2022
Adjusted earnings per share (in pence)	7.16	3.15	6.79	3.03

**NOTES TO THE CONSOLIDATED FINANCIAL STATEMENTS
FOR THE YEAR ENDED 31 DECEMBER 2023
CONTINUED**

8 PROPERTY, PLANT AND EQUIPMENT

Group	Plant and machinery £'000	Fixtures and fittings £'000	Leasehold improvements £'000	Total £'000
Cost				
At 1 January 2023	1,590	486	1,351	3,427
Acquisitions through business combinations	36	–	12	48
Disposals	(232)	–	(536)	(768)
Dissolved company disposal	(17)	–	–	(17)
Additions	446	28	4	478
At 31 December 2023	1,823	514	831	3,168
Accumulated Depreciation				
At 1 January 2023	1,313	360	615	2,288
Acquisitions through business combinations	6	–	3	9
Disposals	(232)	–	(536)	(768)
Dissolved company disposal	(17)	–	–	(17)
Charge for the year	210	93	233	536
At 31 December 2023	1,280	453	315	2,048
Net book value				
At 31 December 2023	543	61	516	1,120

Group	Plant and machinery £'000	Fixtures and fittings £'000	Leasehold improvements £'000	Total £'000
Cost				
At 1 January 2022	1,363	464	1,329	3,156
Additions	227	22	22	271
At 31 December 2022	1,590	486	1,351	3,427
Accumulated Depreciation				
At 1 January 2022	1,133	270	496	1,899
Charge for the year	180	90	119	389
At 31 December 2022	1,313	360	615	2,288
Net book value				
At 31 December 2022	277	126	736	1,139

**NOTES TO THE CONSOLIDATED FINANCIAL STATEMENTS
FOR THE YEAR ENDED 31 DECEMBER 2023
CONTINUED**

9 LEASES

Group

	Vehicles	Property	Total
	£'000	£'000	£'000
Right of use assets			
At 1 January 2022	267	4,607	4,874
Additions to right of use assets	157	4	161
Modifications to leases	(61)	(784)	(845)
Depreciation charge for the year	(170)	(653)	(823)
At 31 December 2022	193	3,174	3,367
Additions to right of use assets	343	–	343
Modifications to leases	(53)	(84)	(137)
Depreciation charge for the year	(173)	(519)	(692)
At 31 December 2023	310	2,571	2,881
	Vehicles	Property	Total
	£'000	£'000	£'000
Lease liabilities			
At 1 January 2022	257	5,005	5,262
Additions to lease liabilities	157	–	157
Lease finance expenses	10	159	169
Modification to leases*	(51)	(808)	(859)
Credit notes	–	473	473
Payments	(191)	(814)	(1,005)
At 31 December 2022	182	4,015	4,197
Additions to lease liabilities	316	–	316
Lease finance expenses	18	137	155
Modification to leases*	(50)	(198)	(248)
Payments	(172)	(768)	(940)
At 31 December 2023	294	3,186	3,480
Current lease liabilities	112	638	750
Non-current lease liabilities	182	2,548	2,730
	294	3,186	3,480

* Modifications to lease assets and lease liabilities relate to a negotiated early termination of a Bureau property lease, early termination of a vehicle and modifications to a current lease for the main London office property lease.

	2023	2022
	£'000	£'000
Net lease liability	599	830

**NOTES TO THE CONSOLIDATED FINANCIAL STATEMENTS
FOR THE YEAR ENDED 31 DECEMBER 2023
CONTINUED**

9 LEASES (CONTINUED)

(i) Amounts recognised in the consolidated statement of comprehensive income

Group	Vehicles 2023 £'000	Property 2023 £'000	Total 2023 £'000	Vehicles 2022 £'000	Property 2022 £'000	Total 2022 £'000
Depreciation charge for right of use assets	173	519	692	170	653	823
Lease finance expenses	17	138	155	10	159	169
Modification of lease terms – net impact	3	(114)	(111)	10	(24)	(14)
Expense relating to short-term and low value items leases	–	66	66	–	67	67
	193	609	802	190	855	1,045

Included within expenses relating to low value assets, which are below the de-minimis level, are amounts relating to IT equipment (printer and photocopiers etc) and property costs (fridges, microwaves etc). The total cash outflow for leases in 2023 was £940k (2022: £1,005k) including for principal and interest.

10 INTANGIBLE ASSETS AND GOODWILL

Group	Goodwill £'000	Trademarks, licences, patented and non-patented technology £'000	Customer relationships £'000	Brands £'000	Under construction £'000	Total £'000
Cost						
At 1 January 2023	13,468	30,584	4,652	455	1,374	50,532
Reclassifications	–	1,403	–	–	(1,403)	–
Additions	–	5,481	–	–	1,137	6,618
Acquisitions through business combinations*	9,930	2,214	3,914	–	–	16,058
At 31 December 2023	23,397	39,682	8,566	455	1,108	73,208
Amortisation						
At 1 January 2023	–	17,118	2,956	450	–	20,524
Acquired through business combinations	–	7	–	–	–	7
Charge for the year	–	6,156	887	5	–	7,048
Disposals	–	–	–	–	–	–
At 31 December 2023	–	23,281	3,843	455	–	27,579
Net book value						
At 31 December 2023	23,397	16,401	4,723	–	1,108	45,629

**NOTES TO THE CONSOLIDATED FINANCIAL STATEMENTS
FOR THE YEAR ENDED 31 DECEMBER 2023
CONTINUED**

10 INTANGIBLE ASSETS AND GOODWILL (CONTINUED)

	Goodwill £'000	Trademarks, licences, patented and non-patented technology £'000	Customer relationships £'000	Total £'000
*Acquisitions through business combinations				
Oonex S.A.	8,801	–	2,436	11,237
Hamer and Hamer Ltd	1,129	–	1,478	2,607
Roqqett Ltd	–	2,214	–	2,214
At 31 December 2023	9,930	2,214	3,914	16,058

Group	Goodwill £'000	Trademarks, licences, patented and non-patented technology £'000	Customer relationships £'000	Brands £'000	Under construction £'000	Total £'000
Cost						
At 1 January 2022	13,468	26,253	4,652	455	661	45,489
Reclassifications	–	214	–	–	(214)	–
Additions	–	4,321	–	–	927	5,248
Disposals	–	(205)	–	–	–	(205)
At 31 December 2022	13,468	30,583	4,652	455	1,374	50,532
Amortisation						
At 1 January 2022	–	11,935	2,216	378	–	14,529
Charge for the year	–	5,196	741	71	–	6,008
Disposals	–	(13)	–	–	–	(13)
At 31 December 2022	–	17,118	2,957	449	–	20,524
Net book value						
At 31 December 2022	13,468	13,465	1,695	6	1,374	30,008

Included within additions to 'assets under construction' and 'trademarks, licenses, patented and non-patented technology' is £6,206k (2022: £4,599k) for internally generated software. The intangibles under construction balance consists of costs incurred on software development projects that were not completed before the end of the reporting period. IAS 36 *Impairment of Assets* requires that intangible assets that are not available for use are required to be tested for impairment at least on an annual basis. The balance at reporting date relates to additions made during the reporting period, which are tested annually for impairment during the 2023 calendar year.

Goodwill

Goodwill acquired in a business combination is allocated, at acquisition, to the cash generating units (CGUs) that are expected to benefit from that business combination. Impairment testing of goodwill that was recognised in a business combination is required by IAS 36 to be performed on an annual basis or whenever indicators of impairment exist. Where goodwill has been allocated to a cash-generating unit ("CGU") that CGU is tested for impairment to determine whether the carrying amount of the CGU may not be recoverable. The Group has carried out the impairment review of goodwill recognised in the following CGUs as required by IAS 36:

- Banking
- International Payments (including businesses of Hermex, Eiger, Equals Connect (previously Casco), the International Payments business of CFX and Effective)
- Solutions
- Europe (Equals Money Europe S.A.)

NOTES TO THE CONSOLIDATED FINANCIAL STATEMENTS FOR THE YEAR ENDED 31 DECEMBER 2023 CONTINUED

10 INTANGIBLE ASSETS AND GOODWILL (CONTINUED)

This represents the lowest level at which goodwill is monitored for internal management purposes.

Management estimates discount rates using pre-tax rate that reflects the current market assessment of the time value of money and the specific risks associated with the asset for which the future cash flow estimates have not been adjusted. The rate used to discount the forecast cash flows are based upon the CGU's weighted average cost of capital (WACC). The WACC for the CGUs were: Banking; 15.18% (2022: 16.15%), International Payments; 14.28% (2022: 14.30%), Solutions; 15.18% (2022: 0%) and Europe; 15.18% (2022: 0%)

The Group prepared cash flow forecasts derived from the most recent detailed financial budgets approved by management for the next five years. For the purpose of the value in use calculation the management forecasts were extrapolated into perpetuity using a growth rate of 3% (2022: 3%), representing the expected long-run rate of inflation in the UK. The forecasts assume growth rates in acquisitions which in turn drive the forecast collections and cost figures.

The Group has conducted a sensitivity analysis on the impairment test of the CGU's carrying value. The table below summarises the changes required and the key assumptions which would result in the recoverable value of each of the CGUs being equal to the respective carrying amounts:

Group	2023	2022
Decrease in revenue		
Banking	13.02%	9.40%
International Payments	18.76%	10.84%
Solutions	33.75%	–
Europe	23.97%	–

Group	2023	2022
Increase in discount rate (WACC)		
Banking	23.97%	6.45%
International Payments	50.40%	22.61%
Solutions	6904.82%	–
Europe	21.73%	–

Based on the sensitivity analyses, the Group has determined that for Banking, International Payments, Solutions and Europe there are no reasonable possible changes to the key assumptions which would result in the carrying value of the CGU exceeding its recoverable value at 31 December 2023.

11 INVESTMENTS

	2023	2022
Company – shares in subsidiary undertakings	£'000	£'000
Cost		
At 1 January	62,902	61,978
Additions through share-based payments*	1,419	924
Additions through subsidiary acquisitions	13,429	–
At 31 December	77,750	62,902
Net Book Value		
At 31 December	77,750	62,902

* Additions through share-based payments are an expense recognised in Equals Money PLC, as the parent Company Equals Group PLC has no payroll and therefore all employees are employed via subsidiaries.

In the opinion of the Directors the aggregate value of the Company's investment in subsidiary undertakings is not less than the amount included in the statement of financial position.

**NOTES TO THE CONSOLIDATED FINANCIAL STATEMENTS
FOR THE YEAR ENDED 31 DECEMBER 2023
CONTINUED**

11 INVESTMENTS (CONTINUED)

Subsidiary undertakings

The Company holds the share capital (both directly and indirectly) of the following companies:

Subsidiary Undertaking	Company number	Country of registration or incorporation	Shares held		
			Class	%	Status
Equals Money PLC	05539698	England and Wales	Ordinary	100	Trading
Equals Money UK Limited	06268340	England and Wales	Ordinary	100	Trading
Equals Money International Limited	09558664	England and Wales	Ordinary	100	Trading
Equals Connect Limited* ¹	07131446	England and Wales	Ordinary	100	Trading
Roqqett Limited	12330839	England and Wales	Ordinary	100	Trading
Hamer and Hamer Limited* ¹	09347930	England and Wales	Ordinary	100	Trading
Equals Money Europe S.A.	0849.185.510	Belgium	Ordinary	100	Trading
Equals Pay LLC	7477374	United States of America	Ordinary	100	Trading
Fair Foreign Exchange Ireland Limited* ¹	IE537487	Ireland	Ordinary	100	Dormant
City Forex Limited* ²	13518424	England and Wales	Ordinary	100	Dormant
FairFX Limited* ²	14344612	England and Wales	Ordinary	100	Dormant
Spectrum Payment Services Limited* ²	14344429	England and Wales	Ordinary	100	Dormant
Fair Payments Limited* ²	14811356	England and Wales	Ordinary	100	Dormant
Oonex Limited* ²	14476167	England and Wales	Ordinary	100	Dormant

*¹ Share capital held indirectly.

*² The UK dormant Companies are exempt from the requirement to prepare and file individual accounts by virtue of Companies Act 2006 section 394A and section 448A.

Hamer and Hamer is no longer licenced by the FCA to trade, and the company is in the process of being wound-up.

The registered office address of subsidiary undertakings is Third Floor, Thames House, Vintners Place, 68 Upper Thames Street, London, EC4V 3BJ. They have a reporting date of 31st December.

12 ACQUISITIONS AND DISPOSALS

A. Acquisition of Oonex S.A. (renamed Equals Money Europe S.A.)

On 4th July 2023, Equals Group PLC acquired the entire ordinary share capital of Oonex S.A. (Oonex), an authorised payment institution regulated by the National Bank of Belgium (NBB) to enable the provision of Equals products into the European Economic Area (EEA).

Acquiring Oonex allows the Group to bring its payments, cards and multi-currency account products to a new suite of customers across Europe. Oonex's ability to issue local IBANs within the Eurozone will expand the addressable market for the Group's platform and products.

The fair value of consideration on the date of acquisition transferred was calculated as follows:

	£'000
Initial share consideration – Fair valued*	3,757
Share Consideration – Fair valued	3,757
Completion Liabilities – Cash	2,461
Contingent Share consideration – Fair valued*	987
Contingent Assumed Liabilities – Cash	1,644
Total consideration transferred	8,849
	£'000
3,939,294 new ordinary shares of 1p each in Equals Group PLC at an issue price of 81p per share	3,190
Fair Value consideration thereon	567
*Fair valued – initial share consideration	3,757

**NOTES TO THE CONSOLIDATED FINANCIAL STATEMENTS
FOR THE YEAR ENDED 31 DECEMBER 2023
CONTINUED**

12 ACQUISITIONS AND DISPOSALS (CONTINUED)

	£'000
1,061,706 new ordinary shares of 1p each in Equals Group PLC at an issue price of 81p per share	860
Fair Value consideration thereon	127
*Fair valued - further contingent consideration	987

The initial consideration for the acquisition was £3,191k satisfied by the issue of 3,939,294 new ordinary shares of 1p each in Equals Group PLC at an issue price of £0.81 per share ('Issue Price'). Completion liabilities of £2,461k were settled on acquisition. Further contingent consideration of up to £987k is subject to conditions due to be paid in the next six months and will be satisfied by the issue of 1,061,706 new ordinary shares of 1p each in Equals Group PLC at an issue price of 81p per share. Additional contingent consideration of assumed liabilities of £1,644k are expected to be settled over the next 12 months.

For the period post-acquisition to 31 December 2023, Oonex SA contributed revenue of £1,747k and net loss of £774k to the Group's results. If the acquisition occurred on the 1 January 2023 revenue of £3,144k and loss before tax of £2,667k would have been contributed to the Group's results.

The recognised amounts of assets acquired, and liabilities assumed at the date of acquisition were as follows:

	£'000
Property, plant and equipment	103
Intangibles – customer relationships	2,436
Cash	204
Net working capital	(2,168)
Debt	(14)
	561
Deferred tax liabilities	(609)
Total identifiable net liabilities acquired	(48)

Based on the valuation of the intangibles and enacted UK corporation tax rates a deferred tax liability of £609k was recognised as a result of the identified intangible asset.

Goodwill comprises the value to shortcut Equals EU API Licencing journey and to allow Equals to launch the full Equals Money product for direct sales into almost every EEA state without further presence and open up significant new Solutions product corridors. The Oonex transaction and other comparable transactions in the market typically have high Goodwill representing the speed and security of access to the market. Management advised it could have taken Equals at least eighteen months and significant resource and costs to independently acquire an EU API Licence.

Goodwill arising from the acquisition has been recognised as follows:

	£'000
Consideration transferred	8,849
Fair value of identifiable net liabilities	(48)
Goodwill	8,801

B. Acquisition of Hamer and Hamer Limited

On 20th April 2023, Equals Money PLC, a fully owned subsidiary of the Group, acquired the entire ordinary share capital of Hamer and Hamer Limited, an authorised payment institution regulated by the FCA, established in 2014 and has historically focused on the provision of international payments.

The initial consideration payable was £1,500k payable in cash with a potential additional consideration of £768k depending on future performance. For the period post-acquisition to 31 December 2023, Hamer and Hamer Limited contributed revenue of £839k and net profit of £466k to the Group's results. If the acquisition occurred on the 1 January 2023 revenue of £1,285k and profit before tax of £371k would have been contributed to the Group's results.

The contingent consideration will be payable in cash and is subject to a number of performance conditions.

**NOTES TO THE CONSOLIDATED FINANCIAL STATEMENTS
FOR THE YEAR ENDED 31 DECEMBER 2023
CONTINUED**

12 ACQUISITIONS AND DISPOSALS (CONTINUED)

The acquisition date fair value of consideration transferred was calculated as follows:

	£'000
Cash	1,500
Consideration	1,500
Contingent consideration	768
Total consideration transferred	2,268

The recognised amounts of assets acquired, and liabilities assumed at the date of acquisition were as follows:

	£'000
Property, plant and equipment	35
Intangibles – customer relationships	1,478
Cash	293
Trade and other receivables	102
Trade and other payables	(400)
	1,508
Deferred tax liabilities	(369)
Total identifiable net assets acquired	1,139

Based on the valuation of the intangibles and enacted UK corporation tax rates a deferred tax liability of £369k was recognised as a result of the identified intangible asset.

Goodwill comprises the value of expected synergies arising from the acquisition and additional value attributed by the acquirer in relation to the future expected cash flows, which is not separately recognised. None of the goodwill recognised is expected to be deductible for income tax purposes.

Goodwill arising from the acquisition has been recognised as follows:

	£'000
Consideration transferred	2,268
Fair value of identifiable net assets	(1,139)
Goodwill	1,129

C. Acquisition of Roqqett Limited

On 6th January 2023, Equals Group PLC acquired the entire ordinary share capital of Roqqett Limited, an open-banking platform regulated by the FCA, established in 2019 and has historically focused on open-banking software.

The acquisition will provide Equals Group with two key licenses it currently does not hold; Roqqett is authorised by the FCA as both an AISP (Account Information Service Provider) and PISP (Payment Initiation Service Provider). This creates the ability to provide customers with an alternative route to acquire payments from their customers, i.e. open banking services.

The initial consideration payable was £1,000k less gross liabilities of £831k and therefore £169k payable in cash. There was further potential additional consideration of £1,250k depending on future performance and platform delivery. This has been settled in full by 31 March 2024. For the period post-acquisition to 31 December 2023, Roqqett Limited contributed revenue of £nil and net loss of £366k to the Group's results. If the acquisition occurred on the 1 January 2023 revenue of £nil and loss before tax of £375k would have been contributed to the Group's results.

The contingent consideration of £1,250k is made up of three deferred payments. One of up to £250k satisfied in cash on receipt of R&D tax credits from 2022 claim and two of £500k, one in cash and the other satisfied by the issue of ordinary shares in Equals Group PLC at an issue price of 87.23p (five-day volume-weighted average price as of Friday 25 November 2022).

**NOTES TO THE CONSOLIDATED FINANCIAL STATEMENTS
FOR THE YEAR ENDED 31 DECEMBER 2023
CONTINUED**

12 ACQUISITIONS AND DISPOSALS (CONTINUED)

The deferred consideration has been satisfied as follows:

1. £215k was satisfied in cash on receipt of the 2022 R&D tax credit on 26th May 2023.
2. Deferred share consideration of £500k was settled via 573,197 new shares being issued at 87.23p on 8th December 2023.
3. Remaining £500k cash deferred consideration was paid on 7th March 2024.

The acquisition date fair value of consideration transferred was calculated as follows:

	£'000
Cash	169
Contingent consideration	1,250
Total consideration transferred	1,419
Incidental consideration expenses	131
Total transferred	1,550

The recognised amounts of assets acquired, and liabilities assumed at the date of acquisition were as follows:

	£'000
Cash	152
Trade and other receivables	238
Trade and other payables	(1,054)
Total identifiable net liabilities acquired	(664)

Intangible software arising from the acquisition has been recognised as follows:

	£'000
Total transferred	1,550
Fair value of identifiable liabilities	664
Intangibles	2,214

Intangibles comprises of the Open Banking Platform Technology only. A 'concentration test' was applied under IFRS 3 – Business Combinations where substantially all the fair value of gross assets acquired is concentrated in a single asset (or a group of similar assets).

D. Disposal of Travel Cash CGU

On 14th March 2023, Equals Group PLC disposed the Travel Cash CGU from the Group to Currency Exchange Corporation Ltd, having a predominantly B2C customer base and aligning with the objective towards being a B2B focussed payments platform.

The disposed CGU comprised of one physical travel branch operated by the Group in the City of London.

The Travel Cash CGU was disposed for an initial £250k with a further £100k subject to certain conditions being met to Currency Exchange Corporation Ltd. The conditions attached to the further £100k is expected to be considered in 2026. The carrying value of the assets disposed of were £128k shown in note 4 and consisted of right of use and intangible assets.

For the current year up to the disposal date, the Travel Cash CGU contributed revenue of £142,170 and net profit before tax of £50,000 to the Group's results.

Gain on the disposal of the Travel Cash CGU has been recognised as follows:

	£
Net IFRS 16 lease liabilities of the CGU	114,933
Proceeds from the disposal consideration	350,000
Less: associated legal and supplier termination costs	(85,210)
Gain on disposal	379,723

**NOTES TO THE CONSOLIDATED FINANCIAL STATEMENTS
FOR THE YEAR ENDED 31 DECEMBER 2023
CONTINUED**

12 ACQUISITIONS AND DISPOSALS (CONTINUED)

E. Acquisition of Equals Connect NCI

On 30 September 2022, Equals through its subsidiary Equals Money PLC acquired the remaining 48% minority interest in Equals Connect Limited, a UK-based payment service provider, which is regulated by the FCA as an Authorised Payment Institution (API) for a maximum consideration of £3,430k. The initial consideration is £1,405k, which £475k of this being payable to cover the share of distributable reserves attributable to the minority shareholders. An additional £1,395k consideration is payable at certain dates, with a further £630k additional consideration dependant on certain targets and milestones being exceeded.

As the Group had majority control at the start of the year of this subsidiary and the change in the parent's ownership does not result in the parent losing control of the subsidiary, the total consideration has been treated as equity transactions and recognised against retained earnings as per IFRS 10.

	£'000
Contingent consideration – as at 1 January 2023	2,025
Tranche 5 FV adjustment	(155)
Tranche 5 payment – 21 August 2023	(162)
Tranche 6 payment – 3 October 2023	(930)
Year-end FV adjustment future tranches	(270)
Contingent consideration remaining – as at 31 December 2023	508

13 INVENTORIES

Group	2023	2022
	£'000	£'000
Finished goods	372	292

The Group's inventories comprise of cards. Included within transaction and commission costs is a charge relating to stock of £280k (2022: £207k) incurred in the ordinary course of business.

14 TRADE AND OTHER RECEIVABLES

	Group		Company	
	2023	2022	2023	2022
	£'000	£'000	£'000	£'000
Current assets				
Trade receivables	5,642	3,434	–	–
Amounts due from Group undertakings	–	–	1,272	192
Other receivables	4,842	4,684*	–	830*
Prepayments	1,789	1,344	126	137
Accrued income	1,158	812	–	–
	13,431	10,274	1,398	1,159

* During the year ended 2022, the Group entered into a loan agreement with Roqgett Limited for a principal amount of £830K. The loan was unsecured and did not bear interest. The terms of the loan required that the principal be converted towards the payment to acquire Roqgett Limited upon regulatory approval from the Financial Conduct Authority (FCA) which was received on 6th January 2023. See note 12 for information on the acquisition of Roqgett Limited.

Information about the Group's exposure to market risk, credit risk and impairment losses for trade and other receivables is included in note 20.

Amounts owed by group undertaking are unsecured, non-interest bearing and repayable on demand.

Group – movement in expected credit loss ("ECL")	2023	2022
	£'000	£'000
Cost		
Allowance for ECLs at 1 January	27	95
Released during the period	30	(68)
Allowance for ECLs at 31 December	57	27

The ECL allowance for the Company is £nil (2022: £nil)

**NOTES TO THE CONSOLIDATED FINANCIAL STATEMENTS
FOR THE YEAR ENDED 31 DECEMBER 2023
CONTINUED**

15 CASH AND CASH EQUIVALENTS

	2023	2022
Group	£'000	£'000
Cash at bank	18,662	15,044

16 SHARE CAPITAL

	2023	2023	2022
Group and Company	No.	£'000	£'000
Authorised, issued and fully paid-up capital			
B/fwd	180,712,473	1,807	1,793
Exercised in year	352,758	3	7
Issued in the year - SIP	1,051,176	10	7
Issued in year – Oonex acquisition	3,938,294	40	–
Issued in year – Roqqett acquisition	573,197	6	–
C/fwd - 186,627,898 (2022: 180,712,473) ordinary shares of £0.01 each	186,627,898	1,866	1,807
Weighted average number of shares	183,624,192		

Deferred shares of 1,000,000 relating to the Oonex acquisition were issued on 4th January 2024.

17 OTHER RESERVES

Group	Merger reserve £'000	Contingent consideration reserve £'000	Foreign currency reserve £'000	Total £'000
At 31 December 2021 and 2022	8,396	207	6	8,609
Shares issued in relation to Roqqett acquisition	494	–	–	494
Acquisition of Oonex fair value increase	3,844	–	–	3,844
Acquisition of Oonex deferred consideration	860	–	–	860
Oonex deferred consideration – non-payable	(50)	–	–	(50)
Exchange differences arising on translation of foreign operations	–	–	6	6
Transfer of Q-Money contingent liability	–	(207)	–	(207)
At 31 December 2023	13,544	–	12	13,556

Company	Merger reserve £'000	Contingent consideration reserve £'000	Total £'000
At 31 December 2021 and 2022	2,980	207	3,187
Shares issued in relation to Roqqett acquisition	494	–	494
Acquisition of Oonex fair value increase	3,844	–	3,844
Acquisition of Oonex deferred consideration	860	–	860
Oonex deferred consideration – non-payable	(50)	–	(50)
Transfer of Q-Money contingent liability	–	(207)	(207)
At 31 December 2023	8,128	–	8,128

**NOTES TO THE CONSOLIDATED FINANCIAL STATEMENTS
FOR THE YEAR ENDED 31 DECEMBER 2023
CONTINUED**

18 TRADE AND OTHER PAYABLES

	Group		Company	
	2023	2022	2023	2022
	£'000	£'000	£'000	£'000
Current liabilities				
Trade payables	4,847	4,767	558	70
Amounts owing to Group undertakings	–	–	12,244	3,980
Taxation and social security	1,389	911	–	–
Other creditors	1,658	390	1,519	–
Accruals and deferred income	14,291	9,421	1,320	672
	22,185	15,489	15,641	4,722

Amounts owed to group undertakings are unsecured, non-interest bearing and repayable on demand.

19 DERIVATIVE FINANCIAL ASSETS AND FINANCIAL LIABILITIES

19.1 Derivative financial assets

Financial assets at fair value through profit or loss

Group	Fair Value	Notional Principal	Fair Value	Notional Principal
	2023	2023	2022	2022
	£'000	£'000	£'000	£'000
Foreign exchange forward contracts	4,760	315,294	5,616	253,300
Total financial instruments at fair value	4,760	315,294	5,616	253,300

19.2 Derivative financial liabilities

Financial liabilities at fair value through profit or loss

Group	Fair Value	Notional Principal	Fair Value	Notional Principal
	2023	2023	2022	2022
	£'000	£'000	£'000	£'000
Foreign exchange forward contracts	4,402	311,154	4,789	147,360
Total financial instruments at fair value	4,402	311,154	4,789	147,360

20 FINANCIAL INSTRUMENTS

The Group's financial instruments comprise cash, foreign exchange forward contracts and various items arising directly from its operations. The main purpose of these financial instruments is to provide working capital for the Group. In common with other businesses, the Group is exposed to the risk that arises from its use of financial instruments. The Group does not deal in any financial instrument contracts for its own benefit. This note describes the Group's objectives, policies and processes for managing those risks and the methods used to measure them. Further quantitative information is found throughout these consolidated financial statements.

20.1 Principal financial instruments

The principal financial instruments of the Group, from which financial instrument risk arises, are as follows:

Group	2023	2022
	£'000	£'000
Financial instruments held at amortised cost		
Cash and cash equivalents	18,662	15,044
Trade and other receivables	11,642	8,930
Trade and other payables	(15,268)	(10,582)
Lease liabilities	(3,480)	(4,197)

**NOTES TO THE CONSOLIDATED FINANCIAL STATEMENTS
FOR THE YEAR ENDED 31 DECEMBER 2023
CONTINUED**

20 FINANCIAL INSTRUMENTS (CONTINUED)

	2023	2022
	£'000	£'000
Financial instruments held at fair value through profit or loss		
Derivative financial assets – Forward foreign exchange contracts	4,760	5,616
Derivative financial liabilities – Forward foreign exchange contracts	(4,402)	(4,789)

Trade and other payables generally have a maturity of less than one month.

Forward foreign exchange contracts fall into Level 2 of the fair value hierarchy as set out in note 3.26 since Level 2 comprises those financial instruments which can be valued using inputs other than quoted prices that are observable for the asset or liability either directly (i.e., prices) or indirectly (i.e., derived from prices). In 2023, the unrealised gain or loss recognised in the income statement on the fair value of financial instruments was a gain of £260k (2022: £30k loss). This was reported in administration costs in the statement of comprehensive income.

20.2 Financial risk management objectives and policies

Credit risk

As required under IFRS 9, the Group analysed its trade debtors and split them into portfolios: bank and other financial institutions, financial service providers and corporate customers. The Group has significant short-term receivables and security collateral arrangements with banks and other financial institutions which are generally considered to be a low credit risk due to the financial strength of the counterparty.

The ageing of financial assets at the statement of financial position date is as follows:

2023	On demand	Between 1 and 3 months	Between 3 and 12 months	Over 1 year	Total
Group	£'000	£'000	£'000	£'000	£'000
Trade and other receivables – gross	10,127	252	1,206	–	11,585
Allowance for Expected Credit Loss (ECL)	57	–	–	–	57
Trade and other receivables – net	10,184	252	1,206	–	11,642
Derivative financial assets	330	1,852	2,177	401	4,760

2022	On demand	Between 1 and 3 months	Between 3 and 12 months	Over 1 year	Total
Group	£'000	£'000	£'000	£'000	£'000
Trade and other receivables – gross	8,903	–	–	–	8,903
Allowance for ECL	27	–	–	–	27
Trade and other receivables – net	8,930	–	–	–	8,930
Derivative financial assets	556	2,268	2,711	81	5,616

Liquidity risk

Management of liquidity risk is achieved by monitoring budgets and forecasts and actual cash flows and available cash balances. The daily settlement flows in respect of financial asset and liability, spot and swap contracts require adequate liquidity which is provided through intra-day settlement facilities. Further details of the risk management objectives and policies are disclosed in the principal risks and uncertainties section of the Strategic Report.

The table below analyses the Group's gross undiscounted financial liabilities by their contractual maturity date.

2023	On demand and within 1 month	Between 1 and 3 months	Between 3 and 12 months	Over 1 year	Total
Group	£'000	£'000	£'000	£'000	£'000
Trade and other payables	15,268	–	–	–	15,268
Derivative financial liabilities	389	1,637	2,019	357	4,402
Lease liabilities	63	125	563	2,729	3,480

**NOTES TO THE CONSOLIDATED FINANCIAL STATEMENTS
FOR THE YEAR ENDED 31 DECEMBER 2023
CONTINUED**

20 FINANCIAL INSTRUMENTS (CONTINUED)

2022 Group	On demand and within 1 month £'000	Between 1 and 3 months £'000	Between 3 and 12 months £'000	Over 1 year £'000	Total £'000
Trade and other payables	10,582	–	–	–	10,582
Derivative financial liabilities	453	2,276	1,936	124	4,789
Lease liabilities	65	130	585	3,417	4,197

Market risk

Market risk arises from the Group's use of foreign currency. This is detailed below.

Interest rate risk

The Group is subject to interest rate risk as its bank balances and borrowings are subject to interest at a floating rate.

Foreign currency risk

Foreign currency risk arises from having assets and liabilities in currencies other than sterling. The Group's balance sheet includes foreign currency balances placed with card issuers and foreign currency settlement partners. The sterling equivalent of foreign currency balances with card providers at year end was £154k (2022: £160k), which is primarily made up of USD and EUR. The Group's foreign currency (FX) collateral with FX settlement partners is immaterial as collateral is primarily settled in sterling.

The Group does not hold any material foreign currency cash at bank on its balance sheet.

Financial instruments and fair value risk

The following table shows the carrying amount of financial assets and financial liabilities. It does not include a fair value adjustment as the carrying amount is a reasonable approximation of fair value.

31 December 2023

	Measured at amortised cost £'000	Measured at fair value £'000	Total £'000
Financial assets			
Cash and cash equivalents	18,662	–	18,662
Trade and other receivables	11,642	–	11,642
Derivative financial assets	–	4,760	4,760
	30,304	4,760	35,064
Financial liabilities			
Trade and other payables	15,268	–	15,268
Lease liabilities	3,480	–	3,480
Derivative financial liabilities	–	4,402	4,402
	18,748	4,402	23,150

31 December 2022

	Measured at amortised cost £'000	Measured at fair value £'000	Total £'000
Financial assets			
Cash and cash equivalents	15,044	–	15,044
Trade and other receivables	8,930	–	8,930
Derivative financial assets	–	5,616	5,616
	23,974	5,616	29,590
Financial liabilities			
Trade and other payables	10,582	–	10,582
Lease liabilities	4,197	–	4,197
Derivative financial liabilities	–	4,789	4,789
	14,779	4,789	19,568

All financial instruments measured at fair value are classified as level 2 financial instruments in the fair value hierarchy.

**NOTES TO THE CONSOLIDATED FINANCIAL STATEMENTS
FOR THE YEAR ENDED 31 DECEMBER 2023
CONTINUED**

20 FINANCIAL INSTRUMENTS (CONTINUED)

Capital management policy and procedures

The Group's capital management objectives are:

- to ensure that the Group and Company will be able to continue as a going concern; and
- to maximise the income and capital return to the Company's shareholders.

The Company is subject to the following externally imposed capital requirements:

- as a public limited company, the Company is required to have a minimum issued share capital of £50k.

Equals Money PLC and Equals Connect Limited, wholly owned subsidiaries, are each subject to the following capital requirement under the Payment Service Regulations 2009.

- either 10% of fixed overheads for the preceding year or the initial capital requirement of €25k, whichever is the higher.

Equals Money UK Limited, a wholly owned subsidiary, is subject to the following capital requirement under the Payment Service Regulations 2009.

- either 10% of fixed overheads for the preceding year or the initial capital requirement of €323k, whichever is the higher.

Equals Money International Limited (formerly Fair Payments Limited), a wholly owned subsidiary, is subject to the following capital requirement under the Electronic Money Regulations 2011:

The Company is subject to the following externally imposed capital requirements:

- capital at least equal to 2% of the average outstanding electronic money of the institution or €350k, whichever is the higher.

The Group has complied with these requirements.

21 SHARE OPTIONS

The Group issues equity-settled share-based payments to certain Directors and employees. Equity-settled share-based payments are measured at fair value (excluding the effect of non-market based vesting conditions) at the date of grant. The fair value of options granted has been calculated with reference to the Black-Scholes option pricing model except for the new LTIP scheme offered to the Executive Directors in 2021 and all 2022 and 2023 LTIP awards which have been calculated under the Monte Carlo pricing model as detailed below due to various performance conditions. The fair value determined at the grant date of the equity-settled share-based payments is expensed on a straight-line basis over the vesting period, based on the Group's estimate of shares that will eventually vest and adjusted for the effect of non-market based vesting conditions.

During the year ended 31 December 2023, there were a number of share-based payment transactions within the Group.

Date Granted	Exercise price (£)	Cancelled/replaced					At 31 December 2023 Number
		At 1 January 2023 Number	Cancelled Number	Granted Number	Exercised Number	Lapsed Number	
22/07/2014	0.07	200,000	-	-	-	-	200,000
22/07/2014	0.22	447,750	-	-	-	-	447,750
22/07/2014	0.36	3,725,050	-	-	-	-	3,725,050
28/09/2016	0.30	283,333	-	-	-	-	283,333
28/09/2016	0.30	283,333	-	-	-	-	283,333
28/09/2016	0.30	283,333	-	-	-	-	283,333
28/09/2019	1.01	166,667	(166,667)	-	-	-	-
28/09/2019	1.01	166,667	(166,667)	-	-	-	-
28/09/2019	1.01	166,667	(166,667)	-	-	-	-
01/09/2020	0.29	250,000	-	-	-	-	250,000
01/09/2023	0.29	250,000	-	-	-	-	250,000
01/09/2020	0.29	250,000	-	-	-	-	250,000
01/09/2020	0.29	416,667	-	-	-	-	416,667
01/09/2020	0.29	416,667	-	-	-	-	416,667
01/09/2020	0.29	416,667	-	-	-	-	416,667
01/09/2020	0.29	166,667	-	-	(166,667)	-	-
01/09/2020	0.29	166,667	-	-	(166,667)	-	-

NOTES TO THE CONSOLIDATED FINANCIAL STATEMENTS
FOR THE YEAR ENDED 31 DECEMBER 2023
CONTINUED

21 SHARE OPTIONS (CONTINUED)

Date Granted	Exercise price (£)	Cancelled/replaced					At 31 December 2023 Number
		At 1 January 2023 Number	Cancelled Number	Granted Number	Exercised Number	Lapsed Number	
18/10/2021	–	2,244,424	–	–	(19,424)	(40,000)	2,185,000
18/10/2021	–	1,250,000	–	–	–	–	1,250,000
14/12/2022	–	3,182,500	–	–	–	(50,000)	3,132,500
06/11/2023	–	–	–	2,600,000	–	–	2,600,000
Number of share options		14,733,058	(500,000)	2,600,000	(352,757)	(90,000)	16,390,301
Number of SIP awards issued but accounted for as a share option award							
07/01/2022*	–	624,000	–	–	(16,000)	(36,000)	572,000
20/01/2023*	–	784,000	(36,512)	–	(19,880)	(39,760)	687,848
04/12/2023*	–	–	–	459,448	–	–	459,448
Total number of SIPs		1,408,000	(36,512)	459,448	(35,880)	(75,760)	1,719,296
Total number of options		16,141,058	(536,512)	3,059,448	(388,637)	(165,760)	18,109,597

* These grants are per IFRS 2, service period commences before the grant date and thus the shares are disclosed in the year which participants are made aware of the grant conditions and thus the expense is accrued at the date participants become aware of the grant condition. Which in the case of the 2023 SIP was 6 November 2022.

In 2023 executives have been granted performance-based share options shown in the table below.

	At 1 January 2023 Number	Cancelled Number	Granted Number	Exercised Number	Lapsed Number	At 31 December 2023 Number
Ian Strafford-Taylor						
- options	7,655,500	–	550,000	–	–	8,205,500
- SIPs	8,000	(24)	2,024	–	–	10,000
	7,663,500	(24)	552,024	–	–	8,215,500
Richard Cooper						
- options	1,208,334	–	300,000	(333,334)	–	1,175,000
- SIPs	8,000	(24)	2,024	–	–	10,000
	1,216,334	(24)	302,024	(333,334)	–	1,185,000
Total - Executive Directors*	8,879,834	(48)	854,048	(333,334)	–	9,400,500
Employees	7,261,225	(536,464)	2,205,400	(55,304)	(165,760)	8,709,097
	16,141,059	(536,512)	3,059,448	(388,638)	(165,760)	18,109,597

	At 1 January 2022 Number	Cancelled Number	Granted Number	Exercised Number	Lapsed Number	At 31 December 2022 Number
Ian Strafford-Taylor	7,022,000	–	641,500	–	–	7,663,500
Richard Cooper	1,504,000	–	379,000	(666,666)	–	1,216,334
Executive Directors*	8,526,000	–	1,020,500	(666,666)	–	8,879,834
Employees	4,581,800	(16,000)	2,946,000	–	(250,576)	7,261,224
	13,107,800	(16,000)	3,966,500	(666,666)	(250,576)	16,141,058

* See Remuneration Committee report on pages 46 to 53 for a list of current Directors' share options.

**NOTES TO THE CONSOLIDATED FINANCIAL STATEMENTS
FOR THE YEAR ENDED 31 DECEMBER 2023
CONTINUED**

21 SHARE OPTIONS (CONTINUED)

The above share options issued in Equals Group PLC have been granted to both Directors and employees of the Group. At 31 December 2023, there were unexercised share options amounting to 8.78% (2022: 8.15%) of the Company's total issued shares. Of the above options 9,401k (2022: 8,880k) have been granted to Directors of the Company (see Remuneration Committee report pages 46 to 53, with an additional 3,198k (2022: 2,421k) having been granted to individuals who are, or have been during the year, Directors of wholly owned subsidiaries within the Group.

In November 2023, Equals Group PLC awarded new shares under their discretionary share incentive plan. A total of 459,448 share options were awarded under the plan to various employees, which had a vesting period of three years from the grant date. The shares will be awarded as 'free shares'. The estimated future grant date fair value for the basis of the FY2023 charge was £1.15, as in accordance with IFRS 2. The actual grant date was 4th December 2023.

Weighted average exercise price of options

The number and weighted average exercise prices of share options are as follows:

	Weighted average exercise price 2023	Number of options 2023	Weighted average exercise price 2022	Number of options 2022
Outstanding at the beginning of the year	0.1822	16,141,058	0.2397	13,107,800
Granted during the year	–	3,059,448	0.0020	3,966,500
Cancelled during the year	0.9422	(536,512)	–	(16,000)
Lapsed during the year	(0.0100)	(165,760)	(0.0100)	(250,576)
Exercised during the year	(0.2487)	(388,637)	(0.2900)	(666,666)
Outstanding at the end of the year	0.1272	18,109,597	0.1822	16,141,058
Exercisable at the end of the year	0.3188	7,222,801	0.3706	7,056,134

The weighted average share price for the year was £0.99 (2022: £0.84).

The fair values of share options in the relevant schemes are calculated using a Black-Scholes model. The fair value of a share award is based on the share price at the date of the grant. Details of the inputs made into that model are disclosed in the table below.

	At 1 January 2023	Granted during year
Weighted average share price (£)	0.51	1.16
Weighted average exercise price (£)	0.25	0.01 d
Weighted average expected volatility	35.4%	44.0% b
Weighted average option life in years	5.9	3.0 a
Weighted average risk-free rate	0.90%	4.31% c
Weighted average expected dividends	None	None
Weighted average fair value of the options granted (£)	0.32	1.15 c

The fair values of share options in the relevant schemes are calculated using a Monte Carlo model. The fair value of a share award is based on the share price at the date of the grant. Details of the inputs made into that model are disclosed in the table below.

	At 1 January 2023	Granted during year
Weighted average share price (£)	0.83	1.11
Weighted average exercise price (£)	–	Nil d
Weighted average expected volatility	58.7%	45.1% b
Weighted average option life in years	3.0	3.0 a
Weighted average risk-free rate	2.57%	4.43% c
Weighted average expected dividends	None	None
Weighted average air value of the options granted (£)	0.57	– d

**NOTES TO THE CONSOLIDATED FINANCIAL STATEMENTS
FOR THE YEAR ENDED 31 DECEMBER 2023
CONTINUED**

21 SHARE OPTIONS (CONTINUED)

- a. Option life is an estimate of the average time expected between the issue of the options and exercise. This is calculated on each individual tranche of options issued and varies between 3 and 10 years.
- b. Expected volatility has been determined on the company share price for the same time frame as the average option life for that tranche, this varies between 35% and 59%.
- c. Risk Free rate is based on the UK gilt rate for a time period equal to the Option Life at the date of grant of the option. This varies between 0.9% and 4.4%.
- d. A summary of the exercise price and fair value of the options granted is summarised below. If the fair value of the option was deemed to be nil it is marked accordingly.

	Exercise price (£)	Fair Value (£)
22/07/2014	0.07	0.28
22/07/2014	0.22	0.20
22/07/2014	0.36	0.12
28/09/2016	0.30	0.13
26/09/2019	1.01	0.39
01/09/2020	0.29	0.16
18/10/2021	0.01	0.62
18/10/2021	–	0.34
07/01/2022	–	0.68
14/12/2022	–	0.66
20/01/2023	–	0.87
06/11/2023	–	0.89
04/12/2023	–	1.15

For the options outstanding at 31 December 2023, the weighted average fair values and the weighted average remaining contractual lives (being the time period from 31 December 2023 until the lapse date of each option) are set out below:

	Weighted average fair value of options outstanding (£)	Weighted average remaining contractual life (years)
Historic Share Schemes Pre 2021	0.14	2.52
2021 Long-term Incentive Plan - SLT	0.62	7.80
2021 Long-Term Incentive Plan - Exec	0.34	7.80
2021 Share Incentive Plan	0.68	8.02
2022 Long-Term Incentive Plan - SLT	0.66	8.96
2022 Long-term Incentive Plan - Exec	0.66	8.96
2022 Share Incentive Plan	0.88	9.06
2023 Long-Term Incentive Plan – SLT	0.89	9.84
2023 Long-Term Incentive Plan – Exec	0.89	9.84
2023 Share Incentive Plan	1.15	9.93

The charge expensed to the statement of comprehensive income is £1,419k (2022: £924k). During the year the Group recognised a £1,507k increase (2022: £779k increase) in deferred tax assets in relation to unexercised share options. Of this amount, £260k was recognised in the current year's tax credit (2022: £216k tax credit) and £1,247k (2022: £562k) was taken to equity.

22 FINANCIAL COMMITMENTS

The Group has no significant financial commitments not on the balance sheet for 2023 and 2022 year-end.

**NOTES TO THE CONSOLIDATED FINANCIAL STATEMENTS
FOR THE YEAR ENDED 31 DECEMBER 2023
CONTINUED**

23 RELATED PARTY TRANSACTIONS

The related parties of the Group and related companies under IFRS are the Group's key management personnel.

Key Management Personnel

Key management personnel are those responsible for controlling and directing the activities of the Group and comprise the Executive Directors, the Non-Executive Directors and members of the Executive. Key management personnel compensation paid during the year is as follows:

	2023	2022
	£'000	£'000
Salaries, fees and other short-term employee benefits	4,978	4,064
Post-employment benefits	50	108
	5,028	4,172

Key management personnel share-based payment expense for all existing and new share schemes:

	2023	2022
	£'000	£'000
Share-based payment expense	737	612

Company

Intercompany transactions and balances with the rest of the Group:

	Due from 2023 £'000	Due to 2023 £'000	Due from 2022 £'000	Due to 2022 £'000
31 December 2022				
Balance sheet				
Equals Money PLC	–	(11,531)	–	(3,980)
Equals Money International Limited	192	–	192	–
Equals Money UK Limited	–	(500)	–	–
Roqqett Limited*	1,079	–	–	–
Equals Money Europe	–	(214)	–	–
	1,271	(12,245)	192	(3,980)

The intercompany balances within the Group are unsecured, non-interest bearing and repayable on demand.

* £830k due from Roqqett in 2022, this is shown in other debtors due to acquisition being approved on 6th January 2023.

Year ended 31 December 2023	Number of transactions	Value of Transactions £	Revenue Generated £
Ian Strafford-Taylor	3	50,339	38
Richard Cooper	2	70,000	7
	5	120,339	45

Year ended 31 December 2022	Number of transactions	Value of Transactions £	Revenue Generated £
Ian Strafford-Taylor	7	55,160	36
Richard Cooper	5	598,457	439
	12	653,617	475

The Group engaged in trading transactions for payment services with directors of Company. The transactions were conducted on commercial terms consistent with those that the Group offers to its employees and therefore is considered to be at arm's length.

**NOTES TO THE CONSOLIDATED FINANCIAL STATEMENTS
FOR THE YEAR ENDED 31 DECEMBER 2023
CONTINUED****24 ULTIMATE CONTROLLING PARTY**

The Directors consider Equals Group PLC to be the ultimate controlling party of the Group.

25 POST BALANCE SHEET EVENTS

On 13 March 2024, a share issue agreement was signed to convert the 29 February 2024 Roqgett Loan due to Equals Group PLC debt of £1,128k to Equity. In the parent company Equals Group PLC accounts, investment in subsidiary will increase by £1,128k and intercompany loan receivable from Roqgett will be reduced to £nil. In the accounts for Roqgett Limited, the intercompany loan payable to Equals Group PLC will reduce to £nil and share capital and share premium will increase by £1,128k. These entries will be eliminated at the Group level.

5 Year Trading History

Additional unaudited information

(£ millions)	2019	2020	2021	2022	2023
Turnover	2,888	3,493	6,529	9,216	12,412
Revenue	30.9	29.0	44.1	69.7	95.7
Gross Profit	20.6	18.3	24.2	33.7	52.3
Profit after tax	(5.4)	(6.9)	(2.3)	3.6	7.7
Cash	11.3	10.0	13.1	15.0	18.7

Designed and
printed by:

perivan

perivan.com

EQUALS GROUP PLC
THIRD FLOOR, THAMES HOUSE
VINTNERS PLACE
68 UPPER THAMES STREET
LONDON, EC4V 3BJ
ENGLAND

