

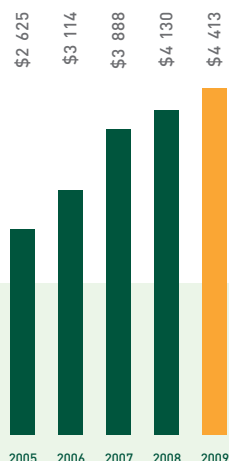
DICK'S

SPORTING GOODS

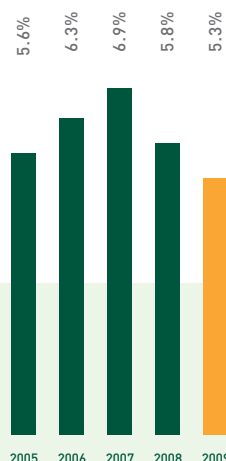
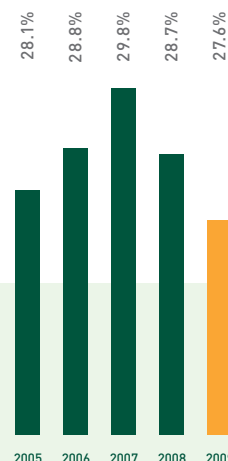


SALES

(dollars in millions)

**NET INCOME¹**

(dollars in millions)

**OPERATING MARGINS²****GROSS PROFIT MARGINS****FINANCIAL HIGHLIGHTS**

Fiscal Year

2009

2008

2007

(dollars in thousands, except per share data)

Net sales	\$ 4,412,835	\$ 4,130,128	\$ 3,888,422
Gross profit	1,216,936	1,184,049	1,158,063
Gross profit margin	27.6%	28.7%	29.8%
Selling, general and administrative expenses	972,025	928,170	870,415
Pre-opening expenses	9,227	16,272	18,831
Merger and integration costs	10,113	15,877	—
Impairment of goodwill and other intangible assets	—	164,255	—
Impairment of store assets	—	29,095	—
Income from operations	225,571	30,380	268,817
Net income (loss)	\$ 135,359	\$ (39,865)	\$ 150,566
Adjusted net income ²	\$ 141,427	\$ 134,138	\$ 150,566
Diluted earnings (loss) per common share	\$ 1.15	\$ (0.36)	\$ 1.29
Adjusted diluted earnings per common share ²	\$ 1.20	\$ 1.15	\$ 1.29
Diluted weighted average shares outstanding (in thousands)	117,955	111,662	116,504
Adjusted diluted weighted average shares outstanding (in thousands)	117,955	116,650	116,504
Total stockholders' equity	\$ 1,083,227	\$ 893,577	\$ 894,303
EBITDA	\$ 326,519	\$ 123,468	\$ 343,869
Adjusted EBITDA ³	\$ 334,154	\$ 327,947	\$ 343,869
Comparable store net sales (decrease) increase ⁴	(1.4%)	(4.8%)	2.4%
Store count (Dick's stores)	419	384	340

Due to a new accounting pronouncement related to convertible debt, certain amounts have been adjusted from previously reported amounts. The pronouncement pertains to our senior unsecured convertible notes due 2024 that were issued in 2004, repaid in 2009 and resulted in adjustments to all historical fiscal periods presented herein.

¹ Results exclude goodwill, other intangible and store asset impairment charges, merger and integration costs, and gain on sale of investment. 2005 results are adjusted for the effect of expensing stock options.

² Results exclude goodwill, other intangible and store asset impairment charges and merger and integration costs. 2005 results are adjusted for the effect of expensing stock options.

³ Results exclude goodwill, other intangible and store asset impairment charges, merger and integration costs, and gain on sale of asset.

⁴ In 2007 and 2008 comparable store net sales include Dick's Sporting Goods sales only. 2009 comparable store net sales includes Dick's Sporting Goods and Golf Galaxy sales.

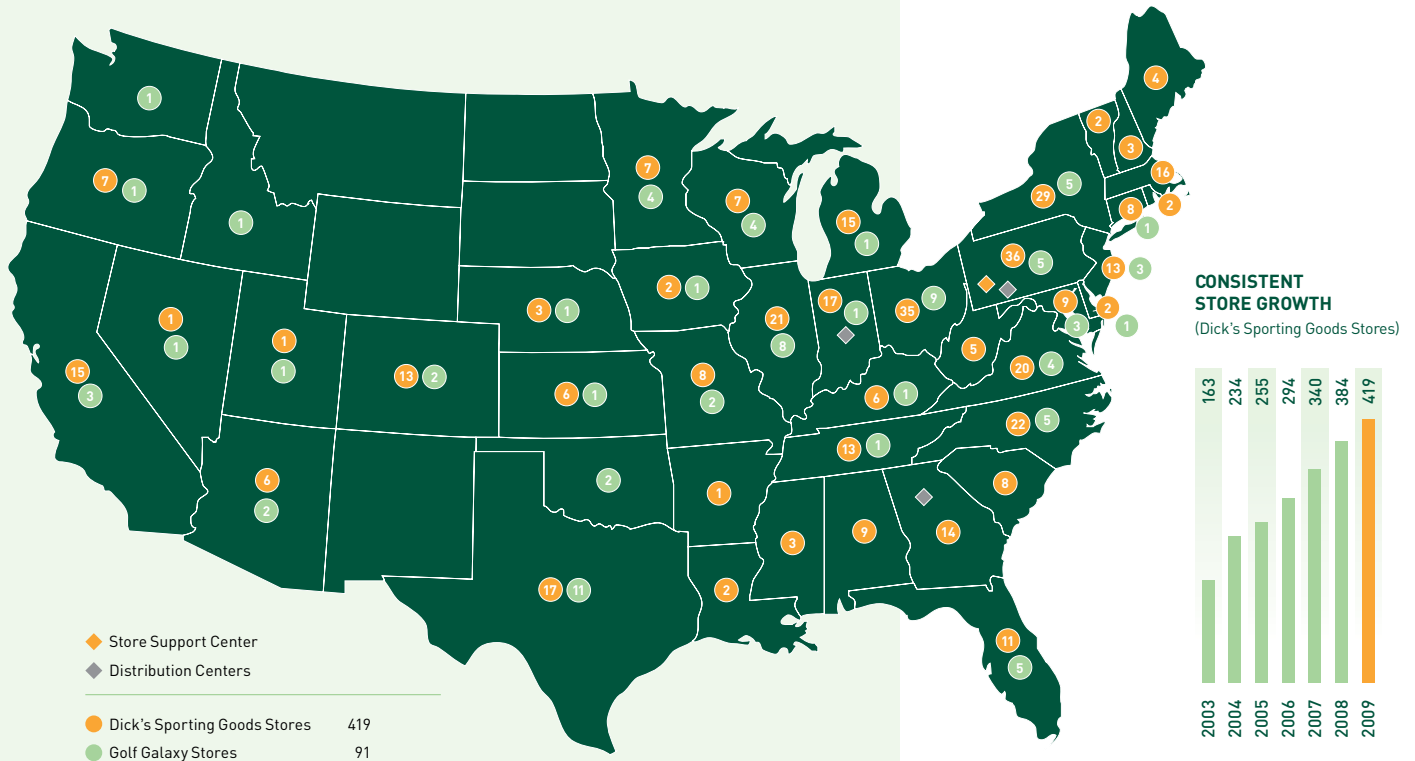
AUTHENTIC

GOING THE DISTANCE

Dick's Sporting Goods is the largest and most profitable publicly held full-line sporting goods retailer in the United States, with 419 Dick's Sporting Goods stores in 40 states, as well as 91 Golf Galaxy stores in 31 states. We have built our business through the disciplined execution of our business strategy: To deliver an extensive selection of authentic sporting goods in a specialty store environment. Year after year, our commitment to this strategy has been the backbone of our success, enabling us to drive growth and achieve strong financial and operational performance relative to our peers despite market fluctuations. In 2009, we continued to prove that we have what it takes to go the distance — strengthening our balance sheet, reducing our debt, delivering solid operational results and posting sound financial metrics, all within a highly challenging business environment. We move forward with a continued focus on building our strength and maintaining our industry leadership position over the long term.

STRATEGIES FOR GROWTH

- Increase our presence and strengthen our leadership positions in markets where our brand is already established
- Target regions with high growth potential, including California, Florida, Texas and the Pacific Northwest
- Capitalize on opportunities to nearly double the size of our chain to at least 800 locations nationwide over the long term
- Leverage our three distribution centers to further improve inventory management and facilitate ongoing expansion
- Invest in e-commerce initiatives to accelerate our multi-channel strategy and provide our customers with a seamless, high-quality shopping experience



DISCIPL

DEAR FELLOW SHAREHOLDERS

In last year's letter to our shareholders, I indicated we would be very focused on liquidity issues as we in the United States and those around the world worked through the most severe financial crises since the Great Depression. We executed our liquidity strategy and tactics to support this initiative with great success.

We continued to eliminate unproductive inventory from our system. In 2009, our quarterly inventories were below 2008 levels on a square foot basis by 9.7%, 5.5%, 8.6%, and 0.4% respectively. We postponed and reduced the scope of capital projects that we felt would have little impact on our 2009 operations. Our team also reduced variable expenses as sales continued similar deterioration from the fourth quarter of 2008 through the second quarter of 2009. During the year, we repurchased our \$172.5 million of convertible notes and ended the year once again with no outstanding borrowings under our \$440 million line of credit. As of year end, we increased our cash balance by \$151 million, ending the year with \$226 million versus \$75 million in 2008. Taking into account the repurchase of our convertible notes, we improved our net cash position by \$324 million.

In 2009, sales increased on a consolidated basis by 6.8% over 2008 to \$4.4 billion. While we ended the year with a negative 1.4% in consolidated comparable store sales, the consolidated comparable store sales in the third and fourth quarters increased 1.9% and 2.5%, respectively. The improvement of sales in the second half of 2009 led

LINE

to an increase in earnings. In that same timeframe, earnings per diluted share¹ exceeded the same period in 2008 by 18%. We ended 2009 with earnings per diluted share¹ of \$1.20 compared to \$1.15 in 2008.

Our Golf Galaxy business continued to improve as seen by a comparable store sales gain in the fourth quarter of 2009. Our focus for 2010 is to continue to offer the best and most highly recognized premium golf brands in the industry along with the newest technology.

In 2010, our organic store growth plan includes the opening of at least 24 new Dick's Sporting Goods stores, similar to the new stores we developed in 2009, as well as five new Golf Galaxy stores. We anticipate commercial real estate development will continue to be soft as little new product has come onto the market. In response, we have modified our development approach and have entered into leases for more recycled real estate in appropriate locations with rental rates significantly below historic levels. We expect new commercial real estate development to remain challenged for the next few years.

As we continue to grow our business, we will develop strategies to make our existing stores more productive. We will continue implementing tactics to improve the economics of our existing store base in 2010 through better local marketing efforts, improved inventory productivity and key merchandising efforts.

¹ excluding a non-cash impairment charge and merger and integration costs in 2008 and merger and integration costs in 2009

OUR GOAL

is to be the number one sports and fitness specialty retailer for all athletes and outdoor enthusiasts, through the relentless improvement of everything we do.

EXECUTION

In 2010, we expect to resume investing in our business. These investments will include both capital projects and infrastructure improvements to support our future growth. We have completed the consolidation of our new Store Support Center and are making information technology investments such as the significant upgrade of our data center and initiating the development of a redundant data center. We are also making meaningful investments in people to execute our local marketing and merchandising programs. We believe this will provide us a significant competitive advantage in the marketplace.

During 2010, we will focus on our private brands and private label products to differentiate ourselves further to the consumer. As we focus on our own product development and work with our valued suppliers to create products exclusive to our Company, our customers will continue to experience and recognize that Dick's Sporting Goods is the most complete and exciting full-line sporting goods retailer in the country.



Edward W. Stack
Chairman and Chief Executive Officer

2009 HIGHLIGHTS

PERFORMANCE

Posted sales of \$4.4 billion, a 7 percent increase compared with 2008, reinforcing Dick's as the largest and most profitable publicly held full-line sporting goods retailer in the U.S.

Lowered our operating expenses relative to sales by implementing a series of initiatives across the company, including reducing capital expenditures and leveraging payroll

Strengthened our balance sheet and cash position by managing expenses, paying down debt, improving working capital and tightening inventory management controls

Completed the repurchase of \$172.5 million for our senior convertible notes in the first quarter of fiscal 2009, while reducing the average borrowings outstanding on our credit agreement by 15% and increasing our cash position from \$75 million at year-end 2008 to \$226 million at year-end 2009

GROWTH

Added 24 Dick's Sporting Goods stores, which positioned us in several new regions and increased our presence in California, Florida and Texas

Seized an opportunity to occupy prime real estate vacated by a former competitor in the Pacific Northwest, accelerating our growth in this region through the addition of six new stores

Capitalized on our 2007 acquisition of Chick's Sporting Goods by successfully converting all of our Chick's locations into Dick's Sporting Goods stores

Leveraged our new distribution center in Atlanta to increase our network capacity and create efficiencies

CORPORATE RESPONSIBILITY

We underscore our commitment to responsible corporate citizenship by participating in a range of philanthropic activities. One of these is the Dick's Sporting Goods Community Youth Program, through which we donate sports equipment to youth organizations across the nation, equipping approximately one million children with new sporting goods each year. We also serve as a corporate partner for Thanks and Giving, a campaign established by St. Jude Children's Research Hospital to raise funds on behalf of children with cancer and other diseases. In 2009, we introduced new incentives to encourage our employees and customers to support this cause. We also proudly feature the LIVESTRONG collection of apparel, footwear and fitness equipment. LIVESTRONG was developed by Nike and the Lance Armstrong Foundation to raise funds for cancer research, and every sale of LIVESTRONG merchandise represents another contribution to this important effort.





GOODS DICK'S

DICK'S SPORTING



DICK'S SPORTING

DICK'S SPORTING

DICK'S SPORTING

DICK'S SPORTING

DICK'S SPORTING

BETTER TEAM.



SOCCER





UNIQUE SHOPPING EXPERIENCE

Dick's Sporting Goods has a genuine passion for sports and a tireless commitment to being the ultimate sporting goods destination store for core athletes and outdoor enthusiasts. At the heart of this commitment is our store-within-a-store concept, which unites several sports specialty stores — the Golf Pro Shop, the Lodge, the Fitness Center, Team Sports, Footwear and Athletic Apparel — under one roof. Each of our specialty stores meets the exacting needs of its customers by offering an unbeatable combination of authentic merchandise from top national name brands, value-added services and highly knowledgeable sales associates. We back these amenities with all the benefits of a national full-line retailer, including competitive pricing, one-stop convenience, access to exclusive products and promotions, and a broad and deep inventory of high-quality merchandise. The result is everything dedicated athletes and outdoor enthusiasts want—the shopping experience and on-site advantages of a genuine specialty store, coupled with the scale and service of a best-in-class retail chain.



Through Dick's **ScoreCard Rewards Program**, we thank our loyal customers with members-only product previews and discounts.

AUTHENTIC MERCHANDISE

Athletic excellence requires continuous effort, galvanizing serious athletes to play, train and compete year-round. At Dick's, we make it our business to provide the authentic, high-quality gear these athletes need to stay in the game in every climate. We stock an extensive selection of sporting goods for a wide array of activities, and we go the extra mile to provide the most comprehensive and up-to-date choices available. Our inventory runs the gamut from basic equipment to the latest new product releases from national name brands. We leverage our scale and strong vendor relationships to develop product exclusives with top manufacturers, as well as to offer unique, high-quality gear from our own private brands. We ensure that athletes at every skill level can easily find what they need by using carefully designed product displays that help make the shopping experience fast and convenient. Our unwavering commitment to offering the best, most complete merchandise line-up in the business brings athletes and outdoor enthusiasts back to our stores throughout the year — because Every Season Starts at Dick's.



GOLF PRO SHOP

Just as the mark of an exceptional golfer is consistent high-quality play, the mark of a great pro shop is a consistent selection of great products and services. As the largest specialty golf retailer in the nation, Dick's leads the industry in providing everything golfers need to play their best, from brand-name equipment and accessories, to value-added services, to expert guidance from on-site PGA and LPGA pros. Our product assortment encompasses the newest releases in clubs and balls, including cutting-edge products designed to improve accuracy, distance and consistency. We also stock apparel, outerwear and shoes, along with a growing selection of training devices and accessories. We fulfill our commitment as an authentic golf specialty store by providing a full range of value-added services, including custom fitting, club repair and re-gripping. And because we are as serious about golf as our customers are, we employ an extensive team of PGA and LPGA professionals. As a result, Dick's customers have on-site access to resident golf pros who can offer expert product guidance and proven playing tips.

HIGHLIGHTS

- We make selecting the right equipment easy and enjoyable with on-site swing analyzers and putting greens, special order capabilities, and live broadcasts of golf programming.
- Since cutting-edge technology is vital to our customers, we are among the first-to-market with new golf equipment from the industry's top manufacturers, including TaylorMade, Callaway Golf, Titleist, Cobra, FootJoy and Nike.
- Our exclusive Walter Hagen, Slazenger and MAXFLI private brands offer an innovative range of high-caliber equipment, apparel, balls and accessories available only at Dick's and Golf Galaxy.





THE LODGE

Outdoor enthusiasts face a range of unique challenges — from changing weather, to difficult terrain, to wildlife — that make the reliability of the equipment they use of paramount importance. To make the grade, sportsmen depend on authentic, high-quality gear from the Lodge at Dick’s. Drawing on our roots as a local bait-and-tackle shop, we offer our customers a solid selection of merchandise from the brands they know and trust, including Coleman, The North Face, Remington, Shimano, and Old Town Canoes & Kayaks. We also stock a growing selection of exclusive products from our own private brands, including our popular Field & Stream line. Our product assortment spans specialized sports equipment, clothing, footwear and outerwear for a wide variety of outdoor pursuits, from hunting, fishing and camping, to rock climbing, kayaking and paint ball. Moreover, since we recognize that our customers have a wide range of needs, we carry not only tried-and-true items like fishing poles and lanterns, but also the most advanced high-tech products on the market, such as performance apparel and global positioning systems.

HIGHLIGHTS

- The Lodge is staffed by a specialized team of sales associates, many of whom are seasoned outdoor enthusiasts with first-hand knowledge of the local terrain and direct experience in putting our products to the test.
- We display our merchandise in a “good-better-best” format that enables our customers to evaluate the benefits of each product so they can quickly make informed purchasing decisions.
- We deliver a true specialty store experience by providing value-added services like rifle scope mounting, bore sighting, fishing line spooling, arrow cutting and access to on-site archery lanes where customers can test our products before purchasing.

FITNESS CENTER

For most athletes, a commitment to fitness is nothing short of an addiction to continuous improvement — precisely like Dick's commitment to serving our customers. We exemplify this in our Fitness store, where we offer everything fitness enthusiasts need to reach and maintain peak physical condition. In addition to stocking an extensive selection of merchandise for today's most popular fitness activities, we deliver amenities found only in a true fitness destination store. For example, we employ a team of certified fitness trainers who help our customers meet their personal goals by providing expert product guidance. We streamline the shopping experience by using bold signage to explain the various features and price distinctions of different products within each category. And, we make buying large equipment easy and convenient by offering home delivery and assembly, extended warranties, and financing.

HIGHLIGHTS

- From aerobic, cardio and strength training to yoga and Pilates, Dick's Fitness store carries everything today's fitness enthusiasts need to attain their personal goals, including exclusive merchandise from our own Fitness Gear brand.
- We stock high-end cardio equipment from today's leading fitness manufacturers, like Sole, FreeMotion and Schwinn, and we often leverage our strong relationships with these vendors to develop exclusive merchandise, such as our new LIVESTRONG line.
- Our dedicated cycle shops feature bikes, accessories and riding apparel from top brands like Diamondback, Nishiki, Yakima, Pearl Izumi, Giro and Bell, along with access to convenient services, including assembly, safety inspections, custom fittings, repairs and tune-ups by certified bike technicians.





FOOTWEAR

Our Footwear store is a complete performance footwear destination with an extensive selection of specialized shoes for virtually every athletic activity: cleats for baseball, football, soccer and lacrosse; high-impact shoes for running, training, basketball and volleyball; rugged ski, snowboard and cold weather boots; scientifically designed toning shoes; and a full selection of footwear for hiking, hunting, golf, skateboarding, bowling and wrestling. We also carry utility boots, in-line skates, ice skates for both figure skating and hockey, and a broad selection of shoe care accessories, performance socks and insoles. Our tightly controlled inventory management system enables each of our stores to maintain a solid in-stock position so our customers have convenient access to the products they want in the sizes they need.

HIGHLIGHTS

- We represent the industry-leading footwear brands our customers want, including Nike, adidas, New Balance, Asics, Under Armour and Reebok.
- Working closely with the world's top performance athletic footwear manufacturers, we provide our customers with access to the latest innovations, as well as exclusive promotions and unique products.
- We employ specially trained Footwear sales associates who understand the features and benefits of each new product and can help our customers to quickly zero in on the right shoes for their particular sport, skill level and price point.

TEAM SPORTS

Team sports demand a combination of skill and focus that must carry through in every play, in every game. Making the cut requires non-stop training and year-round access to high-quality equipment. At Dick's Team Sports store, we help players to stay in the game by continuously stocking gear for a wide range of sports, including baseball, softball, soccer, basketball, football, lacrosse, volleyball, wrestling, hockey and more. We recognize that many of our Team Sports store customers are parents and coaches who make purchases on behalf of young players, so we make every effort to ensure that shopping at Dick's is convenient and practical. We carry items that are specifically designed for players at every skill and participation level, and we use well-planned merchandise displays to help our customers make quick and accurate product comparisons. We staff our stores with knowledgeable sales associates who can offer informed product guidance to a wide range of players from novice to expert. And we carefully manage our inventory to ensure that today's team players can replenish the equipment and apparel they need in every season of the year.

HIGHLIGHTS

- Being a Dick's customer means having quick access to the newest and most advanced merchandise from the industry's top manufacturers, including Nike, adidas, Under Armour, Mizuno, Wilson, Easton-Bell Sports, Rawlings, Warrior Sports and more.
- We leverage our role as the Official Sporting Goods Retailer of Little League Baseball and Softball to function as a true Little League destination by hosting in-store events like player registrations and instructional clinics, and offering discount coupons and equipment donations to Little League teams and coaches.
- Our sponsorship agreement with Major League Soccer is just another way we demonstrate our exceptional commitment to team sports.





ATHLETIC APPAREL

Dick's commitment to being the ultimate sporting goods destination store includes offering a complete selection of athletic apparel. In our Athletic Apparel store, where athletes, sports enthusiasts and fitness consumers of all ages can get the high-performance clothing they need to participate in a vast range of sports and athletic activities in every season of the year. We focus on offering authentic garments that not only look great, but also incorporate next-generation fabrics, components, technologies and designs, all of which translate into clear, high-performance benefits for our customers. In addition to stocking apparel from such premier manufacturers as Under Armour, Nike, Reebok and adidas, we often collaborate with these vendors to develop exciting new items that are available exclusively at Dick's. We also offer a wide assortment of specialized clothing for swimming and other water sports, cycling and yoga, and virtually every team sport under the sun.

HIGHLIGHTS

- Today's high-performance athletic apparel can make a meaningful difference to athletes by helping to regulate body temperature and provide reliable protection in a wide range of conditions and terrains.
- Our extensive Women's clothing section includes high-quality garments that combine great looks with advanced performance features and are specifically designed to meet the demands of a wide range of athletic pursuits.
- We complement our athletic apparel, with an extensive selection of outerwear from industry leaders like Spyder, Burton, The North Face and Columbia, including items that are specifically designed for such rugged pursuits as hunting, camping, skiing and snowboarding.

MOVING AHEAD

Dick's moves ahead with several competitive advantages — a trusted brand, a strong balance sheet, a proven strategy, excellent vendor relationships, an experienced management team and skilled employees. While we recognize that the retail market will continue to be challenging in the coming year, we believe that Dick's is positioned not only to meet the challenges, but also to continue to grow. In 2009, we demonstrated our ability to achieve this by driving sales, promoting our brand and expanding our network despite decreased retail traffic and a difficult economic landscape. At the same time, we continued to strengthen our balance sheet, reducing our operating expenses, tightening our inventory management controls and paying down debt. As a result, we enter 2010 with strength and cautious optimism.

In the year ahead, we will continue to take measures to build our Company for the future, focusing, as always, on activities that will produce meaningful, long-term results for our shareholders. We will maintain our strong balance sheet through diligent expense and debt management. We will drive operating margins by building our private brands and leveraging our relationships with leading vendors. And, we will continue to tap the attractive market share growth opportunities inherent in our highly fragmented industry through the prudent expansion of our store network. We are confident that these measures will enable Dick's Sporting Goods to meet the challenges of 2010 and continue to excel.



CREATING THE CAPACITY TO GROW

2009

Drew on our third distribution center in Atlanta, driving additional improvements in inventory management

Converted the Chick's Sporting Goods stores that we acquired in 2007 into Dick's Sporting Goods stores, firmly positioning our brand in Southern California

Laid plans to move into a new Store Support Center in 2010, which will unite our store support operations under one roof, generating efficiencies and positioning Dick's for continued growth

2008

Opened a third distribution center in Atlanta, increasing our total network service capacity to 670 stores

Enhanced our point-of-sale system to expedite transactions, create new efficiencies and gather customer data for future marketing use

Integrated Golf Galaxy's headquarters into our own, creating new synergies and setting the stage for future growth

2007

Acquired Golf Galaxy, a specialty golf retail leader, which today operates 91 stores in 31 states

Acquired Chick's Sporting Goods, a specialty sporting goods chain, expanding our network through the addition of several stores in Southern California

Announced plans for a third distribution center in Atlanta

UNITED STATES
SECURITIES AND EXCHANGE COMMISSION
Washington, D.C. 20549

FORM 10-K

ANNUAL REPORT PURSUANT TO SECTION 13 OR 15(d) OF THE SECURITIES
EXCHANGE ACT OF 1934

For the fiscal year ended January 30, 2010

Commission File No. 001-31463

DICK'S SPORTING GOODS, INC.

(Exact name of registrant as specified in its charter)

Delaware
(State or other jurisdiction of
incorporation or organization)

16-1241537
(I.R.S. Employer Identification No.)

345 Court Street, Coraopolis, Pennsylvania 15108
(724) 273-3400

(Address of principal executive offices, zip code, telephone number)

Securities registered pursuant to Section 12(b) of the Act:

Title of each class

Name of Each Exchange on which Registered

Common Stock, \$0.01 par value

The New York Stock Exchange

Securities registered pursuant to Section 12(g) of the Act:

None

Indicate by check mark if the registrant is a well-known seasoned issuer, as defined in Rule 405 of the Securities Act. Yes No

Indicate by check mark if the registrant is not required to file reports pursuant to Section 13 or Section 15(d) of the Act. Yes No

Indicate by check mark whether the registrant: (1) has filed all reports required to be filed by Section 13 or 15(d) of the Securities Exchange Act of 1934 during the preceding 12 months (or for such shorter period that the registrant was required to file such reports), and (2) has been subject to such filing requirements for the past 90 days. Yes No

Indicate by check mark whether the registrant has submitted electronically and posted on its corporate Web site, if any, every Interactive Data File required to be submitted and posted pursuant to Rule 405 of Regulation S-T (§232.405 of this chapter) during the preceding 12 months (or for such shorter period that the registrant was required to submit and post such files). Yes No

Indicate by check mark if disclosure of delinquent filers pursuant to Item 405 of Regulation S-K is not contained herein, and will not be contained, to the best of registrant's knowledge, in definitive proxy or information statements incorporated by reference in Part III of this Form 10-K or any amendment to this Form 10-K.

Indicate by check mark whether the registrant is a large accelerated filer, an accelerated filer, a non-accelerated filer, or a smaller reporting company. See the definitions of "large accelerated filer," "accelerated filer" and "smaller reporting company" in Rule 12b-2 of the Exchange Act. (Check one):

Large accelerated filer Accelerated filer Non-accelerated filer Smaller reporting company
(Do not check if a smaller reporting company)

Indicate by check mark whether the registrant is a shell company (as defined in Rule 12b-2 of the Exchange Act) Yes No

The aggregate market value of the voting common equity held by non-affiliates of the registrant was \$1,734,461,300 as of August 1, 2009 based upon the closing price of the registrant's common stock on the New York Stock Exchange reported for August 1, 2009.

The number of shares of common stock and Class B common stock of the registrant outstanding as of March 12, 2010 was 89,827,214 and 25,035,870, respectively.

Documents Incorporated by Reference: Part III of this Form 10-K incorporates certain information from the registrant's definitive proxy statement for its Annual Meeting of Stockholders to be held on June 2, 2010 (the "2010 Proxy Statement").

TABLE OF CONTENTS

	<u>Page Number</u>
PART I	20
Item 1. Business	20
Item 1A. Risk Factors	28
Item 1B. Unresolved Staff Comments	36
Item 2. Properties	36
Item 3. Legal Proceedings	39
Item 4. Removed and Reserved	39
PART II	39
Item 5. Market for Registrant’s Common Equity, Related Stockholder Matters and Issuer Purchases of Equity Securities	39
Item 6. Selected Financial Data	40
Item 7. Management’s Discussion and Analysis of Financial Condition and Results of Operations	42
Item 7A. Quantitative and Qualitative Disclosures About Market Risk	54
Item 8. Financial Statements and Supplementary Data	55
Item 9. Changes In and Disagreements with Accountants on Accounting and Financial Disclosure	55
Item 9A. Controls and Procedures	55
Item 9B. Other Information	57
PART III	57
Item 10. Directors, Executive Officers and Corporate Governance	57
Item 11. Executive Compensation	57
Item 12. Security Ownership of Certain Beneficial Owners and Management and Related Shareholder Matters ..	57
Item 13. Certain Relationships and Related Transactions, and Director Independence	58
Item 14. Principal Accountant Fees and Services	58
PART IV	58
Item 15. Exhibits and Financial Statement Schedules	58
SIGNATURES	86
CERTIFICATIONS	94

Forward-Looking Statements

We caution that any forward-looking statements (as such term is defined in the Private Securities Litigation Reform Act of 1995) contained in this Annual Report on Form 10-K or made by our management involve risks and uncertainties and are subject to change based on various important factors, many of which may be beyond our control. Accordingly, our future performance and financial results may differ materially from those expressed or implied in any such forward-looking statements. Investors should not place undue reliance on forward-looking statements as a prediction of actual results. You can identify these statements as those that may predict, forecast, indicate or imply future results, performance or advancements and by forward-looking words such as “believe,” “anticipate,” “expect,” “estimate,” “predict,” “intend,” “plan,” “project,” “will,” “will be,” “will continue,” “will result,” “could,” “may,” “might” or any variations of such words or other words with similar meanings. Forward-looking statements address, among other things, our expectations, our growth strategies, including our plans to open new stores, our efforts to increase profit margins and return on invested capital, plans to grow our private label business, projections of our future profitability, results of operations, capital expenditures or our financial condition or other “forward-looking” information and includes statements about revenues, earnings, spending, margins, costs, liquidity, store openings and operations, inventory, private label products, our actions, plans or strategies.

The following factors, among others, in some cases have affected and in the future could affect our financial performance and actual results, and could cause actual results for fiscal 2010 and beyond to differ materially from those expressed or implied in any forward-looking statements included in this report or otherwise made by our management: the current economic and financial downturn may cause a continued decline in consumer spending; changes in macroeconomic factors and market conditions, including the housing market and fuel costs, that impact the level of consumer spending for the types of merchandise sold by the Company; changes in general economic and business conditions and in the specialty retail or sporting goods industry in particular; our quarterly operating results and comparable store sales may fluctuate substantially; potential volatility in our stock price; our ability to access adequate capital and the tightening of availability and higher costs associated with current and new sources of credit resulting from uncertainty in financial markets; the intense competition in the sporting goods industry and actions by our competitors; the current financial and economic crisis may adversely affect our landlords and real estate developers of retail space, which may limit the availability of attractive store locations; the availability of retail store sites on terms acceptable to us, the cost of real estate and other items related to our stores, our inability to manage our growth, open new stores on a timely basis and expand successfully in new and existing markets; changes in consumer demand; unauthorized disclosure of sensitive or confidential information; risks and costs relating to product liability claims and the availability of sufficient insurance coverage relating to those claims and risks relating to the regulation of the products we sell, such as hunting rifles and ammunition; our relationships with our suppliers, vendors, distributors, manufacturers and the impact of the current economic and financial downturn on their ability to maintain their inventory and production levels and provide us with sufficient quantities of products at acceptable prices, all of which could adversely affect our supply chain, and risks associated with relying on foreign sources of production; the loss of our key executives, especially Edward W. Stack, our Chairman and Chief Executive Officer; currency exchange rate fluctuations; costs and risks associated with increased or changing laws and regulations affecting our business, including those relating to labor and the sale of consumer products; risks relating to e-commerce; risks relating to problems with or disruption of our current management information systems; risks regarding relocation to our new corporate headquarters, including additional costs or possible business disruption from relocating our information technology data center or relocating personnel and equipment; any serious disruption at our distribution or return facilities; the seasonality of our business; regional risks because our stores are generally concentrated in the eastern half of the United States; the outcome of litigation or legal actions against us; risks relating to operational and financial restrictions imposed by our senior secured revolving credit agreement; factors associated with our pursuit of strategic acquisitions and risks, costs and uncertainties associated with combining business and/or assimilating acquired companies; our ability to meet our labor needs; we are controlled by our Chief Executive Officer and his relatives, whose interests may differ from our stockholders; risks related to the economic impact or the effect on the U.S. retail environment relating to instability and conflict in the Middle East or elsewhere; various risks associated with our exclusive brand offerings; our current anti-takeover provisions could prevent or delay a change-in-control of the Company; impairment in the carrying value of goodwill or other acquired intangibles; changes in our business strategies and other factors discussed in other reports or filings filed by us with the Securities and Exchange Commission.

In addition, we operate in a highly competitive and rapidly changing environment; therefore, new risk factors can arise, and it is not possible for management to predict all such risk factors, nor to assess the impact of all such risk factors on our business or the extent to which any individual risk factor, or combination of factors, may cause results to differ materially from those contained in any forward-looking statement. We do not assume any obligation and do not intend to update any forward-looking statements except as may be required by the securities laws.

PART I

ITEM 1. BUSINESS

General

Dick's Sporting Goods, Inc. (referred to as the "Company" or "Dick's" or in the first person notations "we", "us", and "our" unless specified otherwise) is an authentic full-line sporting goods retailer offering a broad assortment of brand name sporting goods equipment, apparel, and footwear in a specialty store environment. Our core focus is to be an authentic sporting goods retailer by offering a broad selection of high-quality, competitively-priced brand name sporting goods equipment, apparel and footwear that enhances our customers' performance and enjoyment of their sports activities. Dick's was founded in 1948 when Richard "Dick" Stack, the father of Edward W. Stack, our Chairman and Chief Executive Officer, opened his original bait and tackle store in Binghamton, New York. Edward W. Stack joined his father's business full-time in 1977, and in 1984, became President and Chief Executive Officer of the then two store chain.

We were incorporated in 1948 in New York under the name Dick's Clothing and Sporting Goods, Inc. In November 1997, we reincorporated as a Delaware corporation, and in April 1999 we changed our name to Dick's Sporting Goods, Inc. Our executive office is located at 345 Court Street, Coraopolis, PA 15108 and our phone number is (724) 273-3400. Our website is located at www.dickssportinggoods.com. The information on our website does not constitute a part of this annual report. We include on our website, free of charge, copies of our prior annual and quarterly reports filed on Forms 10-K and 10-Q, current reports on Form 8-K, and amendments to those reports filed or furnished pursuant to the Securities Exchange Act of 1934, as amended.

Dick's, Dick's Sporting Goods, DicksSportingGoods.com, Galyan's Trading Company, Inc., Golf Galaxy, Chick's Sporting Goods, Northeast Outfitters, PowerBolt, Fitness Gear, Ativa, Maxfli, Walter Hagen, DBX, Acuity, Field & Stream (footwear only), Tailgate Gear and Quest are our primary trademarks. Each trademark, trade name or service mark of any other company appearing in this annual report belongs to its holder.

As of January 30, 2010, the Company operated 419 Dick's Sporting Goods stores in 40 states and 91 Golf Galaxy stores in 31 states.

Business Acquisitions

On February 13, 2007, the Company acquired Golf Galaxy by means of merger of our wholly-owned subsidiary with and into Golf Galaxy for \$227.0 million, with each Golf Galaxy shareholder receiving \$18.82 per share in cash, without interest, and Golf Galaxy became a wholly-owned subsidiary of the Company. The acquisition was financed using approximately \$79 million of cash and cash equivalents and the balance from borrowings under our revolving line of credit. On November 30, 2007, the Company acquired all of the outstanding stock of Chick's for \$69.2 million.

Business Strategy

The key elements of our business strategy are:

Authentic Sporting Goods Retailer. Our history and core foundation is as a retailer of high quality authentic athletic equipment, apparel and footwear, intended to enhance our customers' performance and enjoyment of athletic pursuits, rather than focusing our merchandise selection on the latest fashion trend or style. We believe our customers seek genuine, deep product offerings, and ultimately this merchandising approach positions us with advantages in the market, which we believe will continue to benefit from new product offerings with enhanced technological features.

Competitive Pricing. We position ourselves to be competitive in price, but we do not attempt to be a price leader. We maintain a policy of matching our competitors' advertised prices. If a customer finds a competitor with a lower price on an item, we will match the lower price. Additionally, under our "Right Price Promise," if within 30 days of purchasing an item from us, a customer finds a lower advertised price by us or a competitor, we will refund the difference. We seek to offer value to our customers and develop and maintain a reputation as a provider of value at each price point.

Broad Assortment of Brand Name Merchandise. We carry a wide variety of well-known brands, including Nike, The North Face, Columbia, adidas, TaylorMade, Callaway and Under Armour, as well as private label products sold under names such as Maxfli, Tailgate Gear and Walter Hagen and private brand products, such as our exclusive lines of Nike ACG, Slazenger, Umbro, Reebok, Field & Stream and adidas baseball merchandise, which are available only in our stores. The breadth of our product selections in each category of sporting goods offers our customers a wide range of price points and enables us to address the needs of sporting goods consumers, from the beginner to the sport enthusiast.

Expertise and Service. We enhance our customers' shopping experience by providing knowledgeable and trained customer service professionals and value added services. For example, we were the first full-line sporting goods retailer to have active members of the Professional Golfers' Association ("PGA") and Ladies Professional Golf Association ("LPGA") working in our stores, and as of January 30, 2010, we employed 494 PGA and LPGA professionals in our Dick's golf departments and our Golf Galaxy stores. We also have 514 bike mechanics to sell and service bicycles and 363 certified fitness trainers who provide advice on the best fitness equipment for our customers. All of our stores also provide support services such as golf club grip replacement, bicycle repair and maintenance and home delivery and assembly of fitness equipment.

Interactive "Store-Within-A-Store". Our Dick's Sporting Goods stores typically contain five stand-alone specialty stores. We seek to create a distinct look and feel for each specialty department to heighten the customer's interest in the products offered. A typical store has the following in-store specialty shops: (i) the Golf Pro Shop, a golf shop with a putting green and hitting area and video monitors featuring golf tournaments and instruction on the Golf Channel or other sources; (ii) the Footwear Center, featuring hardwood floors, a track for testing athletic shoes and a bank of video monitors playing sporting events; (iii) the Fitness Center, providing an extensive selection of equipment for today's most popular fitness activities, including a dedicated cycle shop, designed to sell and service bikes, complete with a mechanics' work area and equipment on the sales floor; (iv) the Lodge for the hunting and fishing customer, designed to have the look of an authentic bait and tackle shop; and (v) Team Sports, a seasonal sports area displaying sports equipment and athletic apparel associated with specific seasonal sports, such as football and baseball. Our stores provide interactive opportunities by allowing customers to test golf clubs in an indoor driving range, shoot bows in our archery range, or run on our footwear track.

Our Golf Galaxy stores are designed to deliver our "Everything for the Game" strategy and create an exciting and interactive shopping environment that highlights our extensive product assortments and value-added PGA and LPGA services. Interactive areas, such as an artificial bent grass putting green and golf simulators, add to the entertainment value of the shopping experience. Our store design and equipment displays encourage customers to test our products before making a purchase decision. Our highly visible service areas reinforce the expertise available from our staff.

Exclusive Brand Offerings. Our exclusive brands and styles offer exceptional value and quality to our customers at each price point and obtain higher gross margins than we obtain on sales of comparable products. Our team designs and develops these brands to offer our customers differentiated assortments from our competitors. We have invested in a development and procurement staff that continually sources performance-based products generally targeted to the sporting enthusiast. We offer brands such as Maxfli, Field and Stream, Nike ACG, Slazenger, Reebok, adidas baseball, Umbro, Walter Hagen, Fitness Gear, DBX, Tailgate Gear, and Quest.

Merchandising

We offer a full range of sporting goods and active apparel at each price point in order to appeal to the beginner, intermediate and enthusiast sports consumer. The merchandise we carry includes one or more of the leading manufacturers in each category. Our objective is not only to carry leading brands, but a full range of products within each brand, including the premium items for the sports enthusiast. As beginners and intermediates move to higher levels in their sports, we expect to be prepared to meet their needs.

We believe that the range of the merchandise we offer, particularly for the enthusiast sports consumer, distinguishes us from other large format sporting goods stores. We also believe that the range of merchandise we offer allows us to compete effectively against all of our competitors, from traditional independent sporting goods stores and specialty shops to other large format sporting goods stores and mass merchant discount retailers.

The following table sets forth the approximate percentage of sales attributable to apparel, footwear and hardlines for the periods presented:

<u>Merchandise Category</u>	<u>Fiscal Year</u>		
	<u>2009</u>	<u>2008</u>	<u>2007</u>
Apparel	28%	30%	28%
Footwear	16%	16%	17%
Hardlines (1)	<u>56%</u>	<u>54%</u>	<u>55%</u>
Total	<u>100%</u>	<u>100%</u>	<u>100%</u>

(1) Includes items such as hunting and fishing gear, sporting goods equipment and golf equipment.

Apparel: This category consists of athletic apparel, outerwear and sportswear designed for a broad range of activities and performance levels as well as apparel designed and fabricated for specific sports in men's, women's and children's assortments. Technical and performance specific apparel includes offerings for sports such as golf, tennis, running, fitness, soccer, baseball, football, hockey, swimming, cycling and licensed products. Basic sportswear includes T-shirts, shorts, sweats and warm-ups.

Footwear: The Footwear Center, featuring hardwood floors and a track for testing athletic shoes, offers a diverse selection of athletic shoes for running and walking, tennis, fitness and cross training, basketball and hiking. In addition, we also carry specialty footwear including casual footwear and a complete line of cleated shoes for baseball, football, soccer and lacrosse. Other important categories within the footwear department are boots, socks and accessories.

Hardlines:

Exercise and Team Sports. Our product lines include a diverse selection of fitness equipment including treadmills, elliptical trainers, stationary bicycles, home gyms, free weights and weight benches. A full range of equipment and accessories are available for team sports such as football, baseball, softball, basketball, hockey, soccer, bowling and lacrosse. Family recreation offerings include lawn games and table games such as ping-pong, foosball and air hockey.

Outdoor Recreation. The Lodge, designed to have the look of an authentic bait and tackle shop, caters to the outdoorsman and includes a diverse offering of equipment for hunting, fishing, camping and water sports. Hunting products include rifles, shotguns, ammunition, global positioning systems, hunting apparel, boots and optics including binoculars and scopes, knives and cutlery, archery equipment and accessories. Fishing gear such as rods, reels, tackle and accessories are offered along with camping equipment, including tents, sleeping bags and other accessories. Equipment offerings for marine and water sports include navigational electronics, water skis, rafts, kayaks, canoes and accessories.

Golf. The Golf Pro Shop, a golf shop with a putting green, golf simulators and launch monitors, includes a complete assortment of golf clubs and club sets, bags, balls, shoes, teaching aids and accessories. We provide a complete range of expert golf services, from custom club fitting, club repair, grip installation and shaft installation for drivers, irons and putters. We carry a full range of products featuring major golf suppliers such as TaylorMade, Callaway, Titleist, Cobra, FootJoy and Nike Golf as well as our exclusive brands, Walter Hagen, Maxfli and Slazenger.

Cycling. Our Cycle Shop, which is designed to sell and service bicycles, complete with a mechanics' work area, features a broad selection of BMX, all-terrain, freestyle and touring bicycles, scooters and skateboards. In addition, we also offer a full range of cycling accessories including helmets, bicycle carrier racks, gloves, water bottles and repair and maintenance parts.

Our Stores

Each of our Dick's stores typically contains five specialty stores. We believe our "store-within-a-store" concept creates a unique shopping environment by combining the convenience, broad assortment and competitive prices of large format stores with the brand names, deep product selection and customer service of a specialty store. Our Golf Galaxy stores are designed to deliver our "Everything for the Game" strategy and create an exciting and interactive shopping environment that highlights our extensive product assortments and value-added PGA and LPGA services.

Store Design. We design our Dick's stores to create an exciting shopping environment with distinct departments that can stand on their own as authentic sporting goods specialty shops. Our primary prototype store is approximately 50,000 square feet. Signs and banners are located throughout the store allowing customers to quickly locate the various departments. A wide aisle through the middle of the store displays seasonal or special-buy merchandise. Video monitors throughout the store provide a sense of entertainment with videos of championship games, instructional sessions or live sports events. We also have another prototype two-level store of approximately 75,000 square feet as a growth vehicle for those trade areas that have sufficient in-profile

customers to support it. Our Golf Galaxy store model is based on a prototype store, which generally ranges from 13,000 to 18,000 of selling square feet. The following table summarizes store openings and closings for 2009 and 2008:

	Fiscal 2009				Fiscal 2008			
	Dick's	Golf Galaxy	Chick's Sporting Goods	Total	Dick's	Golf Galaxy	Chick's Sporting Goods	Total
Beginning stores	384	89	14	487	340	79	15	434
New:								
50,000 Sq. Ft. prototype	21	—	—	21	34	—	—	34
Two-level stores	3	—	—	3	9	—	—	9
Golf Galaxy stores	—	1	—	1	—	10	—	10
Total new stores	24	1	—	25	43	10	—	53
Converted stores	12	1	(12)	1	1	—	(1)	—
Closed	(1)	—	(2)	(3)	—	—	—	—
Ending stores	<u>419</u>	<u>91</u>	<u>—</u>	<u>510</u>	<u>384</u>	<u>89</u>	<u>14</u>	<u>487</u>
Relocated stores	<u>1</u>	<u>—</u>	<u>—</u>	<u>1</u>	<u>1</u>	<u>—</u>	<u>—</u>	<u>1</u>

In most of our Dick's stores, approximately 82% of store space is used for selling and approximately 18% is used for backroom storage of merchandise, receiving area and office space.

We seek to encourage cross-selling and impulse buying through the layout of our departments. We provide a bright, open shopping environment through the use of glass, lights and lower shelving which enable customers to see the array of merchandise offered throughout our stores. We avoid the warehouse store look featured by some of our large format competitors.

Our Dick's stores are typically open seven days a week, generally from 9:30 a.m. to 9:30 p.m. Monday through Thursday, 9:00 a.m. to 9:30 p.m. Friday and Saturday and 10:00 a.m. to 7:00 p.m. on Sunday. Our Golf Galaxy stores are typically open seven days a week, generally from 10:00 a.m. to 9:00 p.m. Monday through Friday, 9:00 a.m. to 8:00 p.m. on Saturday, and 10:00 a.m. to 6:00 p.m. on Sunday.

New Store Openings. Future openings will depend upon several factors, including but not limited to general economic conditions, consumer confidence in the economy, unemployment trends, interest rates and inflation, the availability of retail store sites, real estate prices and the availability of adequate capital. Because our new store openings rely on many factors, they are subject to risks and uncertainties described below under Part I, Item 1A, "Risks and Uncertainties".

Store Associates. We strive to complement our merchandise selection and innovative store design with superior customer service. We actively recruit sports enthusiasts to serve as sales associates because we believe that they are more knowledgeable about the products they sell. For example, Dick's currently employs PGA and LPGA golf professionals to work in our golf departments and Golf Galaxy stores, bike mechanics to sell and service bicycles and certified fitness trainers to provide advice on the best fitness equipment for the individual. We believe that our associates' enthusiasm and ability to demonstrate and explain the advantages of the products lead to increased sales. We believe our prompt, knowledgeable and enthusiastic service fosters the confidence and loyalty of our customers and differentiates us from other large format sporting goods stores.

We emphasize product knowledge at both the hiring and training stages. We hire most of our sales associates for a specific department or category. As part of our interview process, we test each prospective sales associate for knowledge specific to the department or category in which he or she is to work. We train new sales associates through a self-study and testing program that we have developed for each of our categories. We also measure customer's satisfaction with their most recent purchase experience through an online satisfaction survey. Survey invitations are delivered at the point-of-sale via cash register receipts which directs customers to a data collection website. These results allow identification of improvement opportunities at various levels of the store hierarchy and reinforce the impact associates have on the customer experience.

We typically staff our Dick's stores with a store manager, two sales managers, a sales support manager, seven sales leaders and approximately 50 full-time and part-time sales associates for a single-level store and proportionately more supervisory roles and associates for a two-level store, depending on store volume and time of year. The operations of each store are supervised by one of 44 district managers, each of whom reports to one of six regional vice-presidents of store operations who are located in the field. The vice president of field operations reports directly to the senior vice president of operations.

Support Services. We believe that we further differentiate our stores from other large format sporting goods stores by offering support services for the products we sell. We offer a complete range of expert golf services, from custom club fitting, club repair, grip installation and shaft installation for drivers, irons and putters. We also have certified club technicians on hand. We offer private lessons with our PGA and LPGA professionals in our Golf Galaxy Stores.

Our prototype Dick's stores feature bicycle maintenance and repair stations on the sales floor, allowing our bicycle mechanics to service bicycles in addition to assisting customers. We believe that these maintenance and repair stations are one of our most effective selling tools by enhancing the credibility of our specialty store concept and giving assurance to our customers that we can repair and tune the bicycles they purchase.

At our Dick's stores, we also string tennis racquets and lacrosse sticks, sharpen ice skates, provide home delivery and assembly of fitness equipment, provide scope mounting and bore sighting services, cut arrows, sell hunting and fishing licenses and fill CO₂ tanks for paintball.

Site Selection and Store Locations. We select geographic markets and store sites on the basis of demographic information, quality and nature of neighboring tenants, store visibility and accessibility. Key demographics include population density, household income, age and average number of occupants per household. In addition to these demographics, golf participation rates are considered in selecting sites for our Golf Galaxy stores. We seek to locate our Dick's stores in primary retail centers with an emphasis on co-tenants including major discount retailers such as Wal-Mart or Target, or specialty retailers from other categories such as Barnes & Noble, Best Buy, Lowe's or Staples.

We seek to balance our expansion of Dick's stores between new and existing markets. In our existing markets, we add stores as necessary to cover appropriate market areas. By clustering stores, we seek to take advantage of economies of scale in advertising, promotion, distribution and supervisory costs. We seek to locate stores within separate trade areas within each metropolitan area, in order to establish long-term market penetration. We generally seek to expand in geographically contiguous areas to build on our experience in the same or nearby regions. We believe that local knowledge is an important part of success. In considering new regions, we locate our stores in areas we believe are underserved. In addition to larger metropolitan areas, we also target smaller population centers in which we locate single stores, generally in regional shopping centers with a wide regional draw.

Marketing and Advertising

Our marketing program for Dick's stores is designed to promote our selection of brand name products at competitive prices. The program is centered on newspaper advertising supplemented by direct mail and seasonal use of local and national television and radio. Our advertising strategy is focused on national television and other national media campaigns, weekly newspaper advertising utilizing multi-page, color inserts and standard run of press advertising, with emphasis on key shopping periods, such as the Christmas season, Father's Day, and back-to-school, and on specific sales and promotional events, including our annual Golf-a-thon sale.

We cluster stores in major markets to enable us to employ our advertising strategy on a cost-effective basis through the use of newspaper, local and national television and radio advertising. We advertise in major metropolitan newspapers as well as in regional newspapers circulated in areas surrounding our store locations. Our newspaper advertising typically consists of weekly promotional advertisements with full-color inserts. Our television advertising is generally concentrated during a promotional event or key shopping period. At other times, we advertise on television and radio nationally to highlight seasonal sports initiatives. Radio advertising is used primarily to publicize specific promotions in conjunction with newspaper advertising or to announce a public relations promotion or grand opening. Vendor payments under cooperative advertising arrangements with us, as well as vendor participation in sponsoring sporting events and programs, have contributed to our advertising leverage.

Our advertising is designed to create an "event" in the stores and to drive customer traffic with advertisements promoting a wide variety of merchandise values appropriate for the current holiday or event.

We also sponsor professional sports teams, tournaments and amateur competitive events in an effort to align ourselves with both the serious sports enthusiast and the community in general.

Our Dick's Sporting Goods "ScoreCard® Rewards" loyalty program is a free program that allows shoppers to earn rewards while making purchases at our stores. Once registered, a member earns points for shopping and will be awarded a \$10 reward certificate for every 300 points they earn. Program members also receive exclusive deals, new product alerts and insider access via our direct marketing programs. Customers receive direct marketing programs based upon their sports preferences and past purchase history. "Game On" is our special member-only magazine sent to our most loyal shoppers at the beginning of each season.

Our “Advantage Club” customer loyalty program at our Golf Galaxy stores is designed to create a direct relationship with our customers using advance notice of special in-store events, exclusive offers and information. Membership in our Advantage Club is free. We target our direct mail catalogs and e-mail offers to this group of customers who generate above average response rates, thus enhancing our marketing efficiency. Members earn points for shopping and will be awarded a \$10 reward certificate for every 300 points they earn.

Information Systems

Our core merchandising, allocation and replenishment systems are from JDA. The data generated by these systems is consolidated into a comprehensive data warehouse application which was purpose-built to provide near real-time performance information across a broad spectrum of critical metrics for our business. All functions of the business have access to highly accurate and consistent information related to the various components of sales, inventory, and margin from department to SKU level. Our stores are on-line to the corporate data center and utilize high-speed data communications to update sales data continuously throughout the business day while also enabling our associates and customers to access the internet for additional sales opportunities on the Company websites via POS registers and special services computers. We utilize a highly optimized and customized version of the Advanced Store POS application software from NCR in both Dick’s Sporting Goods and Golf Galaxy stores.

The enterprise data center located within our new Store Support Center (“SSC”) is equipped with mainframe and mid-range computers and storage systems from IBM, integrated with voice and data networking communication equipment from Cisco. This brand new facility has been built to support the future growth of the Company.

Our end-to-end supply chain management suite of software applications is from Manhattan Associates and operates our three distribution centers from the central computing complex in our SSC. The Company’s Financial and Human Resource Management systems are PeopleSoft applications provided by Oracle. All third party applications are integrated and enhanced using state-of-the-art software tools and techniques developed internally.

Purchasing and Distribution

In addition to merchandise procurement, our buying staff is also responsible for determining initial pricing and product marketing plans and working with our allocation and replenishment groups to establish stock levels and product mix. Our buying staff also has frequent communications with our store operations personnel to monitor shifts in consumer tastes and market trends.

Our planning, replenishment, allocation, and merchandise control groups are responsible for merchandise allocation, inventory control and automatic replenishment systems. These groups act as the central processing intermediary between our buying staff and our stores. These groups also coordinate the inventory levels necessary for each advertising promotion with our buying staff and our advertising department, tracking the effectiveness of each advertisement to allow our buying staff and our advertising department to determine the relative success of each promotional program. In addition, these groups’ other duties include implementation of price changes, creation of vendor purchase orders and determination of the adequate amount of inventory for each store.

We purchase merchandise from approximately 1,200 vendors, and we have no long-term purchase commitments. During fiscal 2009, Nike, our largest vendor, represented approximately 13% of our merchandise purchases. No other vendor represented 10% or more of our fiscal 2009 merchandise purchases. We do not have long-term purchase contracts with any of our vendors and all of our purchases from vendors are done on a short-term purchase order basis.

We operate three regional distribution centers: a 725,000 square foot distribution center in Plainfield, Indiana, a 657,000 square foot distribution center near Atlanta, Georgia, and a 601,000 square foot distribution center in Smithton, Pennsylvania. Vendors directly ship floor ready merchandise to these distribution centers, where it is processed as necessary. The merchandise arriving at our distribution centers is allocated directly to our stores, to temporary storage at our distribution centers, or to both locations. Our distribution centers are responsible for consolidating damaged or defective merchandise from our stores that is being returned to vendors.

We have contracted with a dedicated fleet for the delivery of merchandise from our Smithton distribution center to our stores within a 200-mile radius. We have contracted with common carriers to deliver merchandise from our Plainfield and Atlanta distribution centers to our stores as well as any store outside of the delivery radius for Smithton.

Competition

The market for sporting goods retailers is highly fragmented and intensely competitive. The retail sporting goods industry comprises five principal categories of retailers:

- Sporting goods stores (large format stores);
- Traditional sporting goods retailers;
- Specialty retailers;
- Mass merchants; and
- Catalog and Internet retailers.

Large Format Sporting Goods Stores. The large format stores generally range from 20,000 to 100,000 square feet and offer a broad selection of sporting goods merchandise. We believe that our strong performance with the large format store in recent years is due in part to our unique approach in blending the best attributes of a large format store with the best attributes of a specialty shop.

Traditional Sporting Goods Stores. These stores generally range in size from 5,000 square feet to 20,000 square feet and are frequently located in regional malls and multi-store shopping centers. They typically carry a varied assortment of merchandise. Compared to our stores, they offer a more limited product assortment. We believe these stores do not cater to the sports enthusiast.

Specialty Stores. These stores generally range in size from approximately 2,000 to 20,000 square feet. These retailers typically focus on a specific category, such as athletic footwear, or an activity, such as golf or skiing. While they may offer a deep selection of products within their specialty, they lack the wide range of products that we offer. We believe prices at these stores typically tend to be higher than prices at the large format sporting goods stores and traditional sporting goods stores.

Mass Merchants. These stores generally range in size from approximately 50,000 to over 200,000 square feet and are primarily located in shopping centers, freestanding sites or regional malls. Sporting goods merchandise and apparel represent a small portion of the total merchandise in these stores and the selection is often more limited than in other sporting goods retailers. We believe that this limited selection, particularly with well-known brand names, combined with the reduced service levels typical of a mass merchandiser, limit their ability to meet the needs of sporting goods customers. However, Wal-Mart is currently the largest retailer of sporting goods as measured by sales.

Catalog and Internet-Based Retailers. We believe that the relationships that we have developed with our suppliers and customers through our retail stores provide us with a significant advantage over catalog-based and Internet-only retailers. These retailers sell a full line of sporting goods through the use of catalogs and/or the Internet.

Employees

As of January 30, 2010, we had a total of approximately 10,200 full-time and approximately 15,000 part-time associates. Due to the seasonal nature of our business, total employment will fluctuate during the year and typically peaks in the fourth quarter. None of our associates are covered by a collective bargaining agreement. We believe that our relations with our associates are good.

Proprietary Rights

Each of "Dick's", "Dick's Sporting Goods", "DicksSportingGoods.com", "Golf Galaxy", "Chick's Sporting Goods", "Walter Hagen", "Maxfli", "Northeast Outfitters", "PowerBolt", "Fitness Gear", "Ativa", "Acuity", "Tailgate Gear", "DBX", "Field & Stream" (footwear only) and "Quest" has been registered as a service mark or trademark with the United States Patent and Trademark Office. In addition, we have numerous pending applications for trademarks. We have entered into licensing agreements for names that we do not own, which provide for exclusive rights to use names such as "adidas" (baseball only), "Field & Stream" (camping, hunting and fishing), "Slazenger" and "Umbro" for specified product categories. These licenses contemplate long-term business relationships, with substantial initial terms and the opportunity for multi-year extensions. These licenses contain customary termination provisions at the option of the licensor including, in some cases, termination upon our failure to sell a minimum volume of products covered by the license and may include early termination fees. Our licenses are also subject to risks and uncertainties common to licensing arrangements that are described below under the heading "Risks and Uncertainties."

Governmental Regulation

We must comply with federal, state and local regulations, including the federal Brady Handgun Violence Prevention Act, which require us, as a federal firearms licensee, to perform a pre-sale background check of purchasers of long guns. We perform this background check using either the FBI-managed National Instant Criminal Background Check System (“NICS”), or a state government-managed system that relies on NICS and any additional information collected by the state. These background check systems either confirm that a sale can be made, deny the sale, or require that the sale be delayed for further review, and provide us with a transaction number for the proposed sale. We are required to record the transaction number on Form 4473 of the Bureau of Alcohol, Tobacco and Firearms and retain a copy for our records for five years for auditing purposes for each denied sale. After all of these procedures are complete, we complete the sale.

In addition, many of our imported products are subject to existing or potential duties, tariffs or quotas that may limit the quantity of products that we may import into the U.S. and other countries or impact the cost of such products. To date, quotas in the operation of our business have not restricted us, and customs duties have not comprised a material portion of the total cost of our products.

Executive Officers of the Company

The current executive officers of the Company, and their prior business experience, are as follows:

Edward W. Stack, 55, has served as our Chairman and Chief Executive Officer since 1984 when the founder and Edward Stack’s father, Richard “Dick” Stack, retired from our then two store chain. Mr. Edward Stack has served us full-time since 1977 in a variety of positions, including President, Store Manager and Merchandise Manager. He was recently elected to the board of directors of KeyCorp (a leading bank-based financial services company).

Joseph H. Schmidt, 50, became our President and Chief Operating Officer in February 2009. In 2008, Mr. Schmidt served as Executive Vice President and Chief Operating Officer responsible for all aspects of Store Operations, Real Estate & Development, Distribution and Transportation. Previously, Mr. Schmidt was our Executive Vice President — Operations, and before that Senior Vice President — Store Operations, a position he held beginning in 2005. Mr. Schmidt was Vice President — Store Operations beginning in 2001. Mr. Schmidt joined us in 1990 and has held various positions in store operations. From 1981 to 1990, he held various positions in store operations for Ames Department Stores, Inc.

Timothy E. Kullman, 54, joined Dick’s Sporting Goods as Senior Vice President and Chief Financial Officer in April 2007 and was promoted to Executive Vice President — Finance, Administration and Chief Financial Officer in February 2008. Prior to joining Dick’s, Mr. Kullman served as Chief Financial Officer of PetSmart, a specialty pet retailer listed on NASDAQ, since July 2002. Before joining PetSmart, Mr. Kullman was Executive Vice President and CFO for Hagemeyer North America Holdings, Inc., a wholly-owned division of a global distribution company based in the Netherlands and spent three years at Genuardi’s Family Markets. Prior to that, he was Senior Vice President, CFO, Secretary and Treasurer for Delchamps, Inc., a major grocery chain in the southeastern United States. Mr. Kullman also held senior financial positions with Farm Fresh Inc., Blue Cross Blue Shield of Michigan and Deloitte, Haskins & Sells, LLP.

Jeffrey R. Hennion, 43, became our Executive Vice President and Chief Marketing Officer in 2008. Previously, Mr. Hennion was Senior Vice President — Chief Marketing Officer, a position he held since 2005. Beginning in 2004, he served as our Senior Vice President — Strategic Planning, and prior to that was our Vice President — Finance and Treasurer, a position he held since 2002. Mr. Hennion started with us in 2000 as Vice President — Treasurer. Prior to joining the Company, he served Alcoa Inc. from 1989 to 2000 in various treasury and finance related functions, most recently as Assistant Treasurer and as Director — Investor Relations.

Kathryn Sutter, 47, became our Senior Vice President — Human Resources in 2007 and was named an executive officer of the Company in 2008. Previously, Ms. Sutter was Vice President — Leadership and Organizational Development, a position she held since 2005. Prior to joining Dick’s, Ms. Sutter was employed by Office Depot as Vice President of Development and Global Learning from May 2002 through October 2004.

Joseph R. Oliver, 50, became our Senior Vice President, Chief Accounting Officer and Controller in November 2009. Prior to that time, Mr. Oliver served as Vice President and Controller of the Company since February 2006. Mr. Oliver served as Director of Accounting for the Company from May 2000 to February 2006. Prior to joining Dick’s, Mr. Oliver was employed by Dominion Resources from 1983 to 2000 in various finance functions, most recently as Director of Accounting.

ITEM 1A. RISK FACTORS

Risks and Uncertainties

The current economic and financial downturn may cause a decline in consumer spending and may adversely affect the Company's business, operations, liquidity, financial results and stock price.

Our operating results are affected by the relative condition of the U.S. economy. Our business and financial performance may be adversely affected by current and future economic conditions that cause a decline in business and consumer spending, including a reduction in the availability of credit, increased unemployment levels, higher energy and fuel costs, rising interest rates, financial market volatility and recession. Additionally, we may experience difficulties in operating and growing our operations to react to economic pressures in the U.S.

As a business that depends on consumer discretionary spending, the Company may face a difficult 2010 because our customers may reduce their purchases due to continued job losses, foreclosures, bankruptcies, higher consumer debt and interest rates, reduced access to credit, falling home prices and lower consumer confidence. Decreases in comparable store sales, customer traffic or average value per transaction negatively affect the Company's financial performance, and a prolonged period of depressed consumer spending could have a material adverse effect on our business. Promotional activities and decreased demand for consumer products, particularly higher-end products, could affect profitability and margins. The potential effects of the economic and financial crisis are difficult to forecast and mitigate. As a consequence, our sales, operating and financial results for a particular period are difficult to predict, and, therefore, it is difficult to forecast results to be expected in future periods. Any of the foregoing could have a material adverse effect on our business, results of operations, and financial condition and could adversely affect our stock price.

Additionally, many of the effects and consequences of the U.S. and global financial and economic crises are currently unknown or unpredictable and could potentially have a material adverse effect on the Company's liquidity and capital resources, including our ability to raise additional capital if needed, and the ability of banks to honor draws on our credit facility, or could otherwise negatively affect the Company's business and financial results. Although we generally generate funds from our operations and our existing credit facility to pay our operating expenses and fund our capital expenditures, our ability to continue to meet these cash requirements over the long-term may require access to additional sources of funds, including capital and credit markets, and continuing market volatility, the impact of government intervention in financial markets and general economic conditions may adversely affect the ability of the Company to access capital and credit markets.

The global crisis may also adversely affect our suppliers' access to capital and liquidity with which to maintain their inventory, production levels and product quality and to operate their businesses, all of which could adversely affect our supply chain. It may cause suppliers to reduce their offerings of customer incentives and vendor allowances, cooperative marketing expenditures and product promotions. The current crisis and market instability make it difficult for us and our suppliers to accurately forecast future product demand trends, which could cause us to carry too much or too little merchandise in various product categories. The financial and economic crisis may also adversely affect our landlords and real estate developers of retail space, which may limit the availability of attractive leased store locations.

Our business is dependent on the general economic conditions in our markets.

In general, our sales depend on discretionary spending by our customers. A deterioration of economic conditions or an economic downturn in any of our major markets or in general could result in declines in sales and impair our growth. General economic conditions and other factors that affect discretionary spending in the regions in which we operate are beyond our control and are affected by:

- the impact of an economic recession;
- unemployment trends;
- the housing market;
- consumer credit availability;
- consumer debt levels;
- consumer confidence in the economy;
- gasoline and fuel prices;
- interest rates and inflation;

- tax rates and tax policy;
- impact of natural disasters;
- national and international security concerns; and
- other matters that influence consumer confidence and spending.

Increasing volatility in financial markets may cause some of the above factors to change with an even greater degree of frequency and magnitude.

Our quarterly operating results may fluctuate substantially, which may adversely affect our business and the market price of our common stock.

Our net sales and results of operations have fluctuated in the past and may vary from quarter to quarter in the future. These fluctuations may adversely affect our business, financial condition and the market price of our common stock. A number of factors, many of which are outside our control, may cause variations in our quarterly net sales and operating results, including:

- general economic conditions;
- changes in demand for the products that we offer in our stores;
- lockouts or strikes involving professional sports teams;
- retirement of sports superstars used in marketing various products;
- sports scandals;
- costs related to the closures of existing stores;
- litigation;
- pricing and other actions taken by our competitors; and
- adverse weather conditions in our markets.

Our comparable store sales will fluctuate and may not be a meaningful indicator of future performance.

Changes in our comparable store sales results could affect the price of our common stock. A number of factors have historically affected, and will continue to affect, our comparable store sales results, including:

- general regional and national economic conditions;
- competition;
- our new store openings;
- actions taken by our competitors;
- consumer trends and preferences;
- changes in the other tenants in the shopping centers in which we are located;
- new product introductions and changes in our product mix;
- timing and effectiveness of promotional events;
- lack of new product introductions to spur growth in the sale of various kinds of sports equipment; and
- weather.

Our comparable store sales could decline further than they did in the last fiscal year, and they may vary from quarter to quarter. A decline in revenues or comparable store sales may cause the price of our common stock to decrease or to fluctuate significantly.

The market price of our common stock is likely to be highly volatile as the stock market in general can be highly volatile.

Factors that could cause fluctuation in the stock price may include, among other things:

- general economic and market conditions;
- actual or anticipated variations in quarterly operating results;
- changes in financial estimates by securities analysts;
- our inability to meet or exceed securities analysts' estimates or expectations;
- conditions or trends in our industry;
- changes in the market valuations of other retail companies;
- announcements by us or our competitors of significant acquisitions, strategic partnerships, divestitures, joint ventures or other strategic initiatives;
- capital commitments;
- additions or departures of key personnel; and
- sales of common stock.

Many of these factors are beyond our control. These factors may cause the market price of our common stock to decline, regardless of our operating performance.

Our ability to operate and expand our business will be dependent upon the availability of adequate capital. Additionally, we are subject to counterparty risk on our current senior revolving credit facility.

The operation of our business and the rate of our expansion depend on the availability of adequate capital, which in turn will depend in large part on cash flow generated by our business and the availability of equity and debt capital. We cannot assure you that we will be able to obtain equity or debt capital on acceptable terms or at all. Our current senior secured revolving credit facility contains provisions which restrict our ability to incur additional indebtedness, to raise capital through the issuance of equity or make substantial asset sales, which might otherwise be used to finance our operations. Our obligations under the senior secured revolving credit facility are secured by interests in substantially all of our personal property, excluding store and distribution center equipment and fixtures, which may further limit our access to certain capital markets or lending sources. Moreover, the actual availability under our credit facility is limited to the lesser of 70% of our eligible inventory or 85% of our inventory's liquidation value, in each case net of specified reserves and less any letters of credit outstanding, and opportunities for increased cash flows from reduced inventories would be partially offset by reduced availability through our senior secured revolving credit facility. Furthermore, the downturn in the equity and debt markets and tightening of credit markets could make it difficult to obtain additional financing or raise capital, and thus we cannot be certain that additional funds will be available if needed or available on acceptable terms.

In addition, recent distress in the worldwide financial markets has resulted in diminished liquidity and credit availability. There can be no assurance that our liquidity or access to capital will not be adversely affected by changes in the financial markets and global economy. Although our current senior secured revolving credit facility does not expire until 2012, continued market distress could jeopardize the counterparty obligations of one or more of the banks participating in our facility, which could have an adverse effect on our business if we are not able to replace such credit facility or find other sources of liquidity on acceptable terms.

Intense competition in the sporting goods industry could limit our growth and reduce our profitability.

The market for sporting goods retailers is highly fragmented and intensely competitive. Our current and prospective competitors include many large companies that have substantially greater market presence, name recognition, and financial, marketing and other resources than us. We compete directly or indirectly with the following categories of companies:

- large format sporting goods stores;
- traditional sporting goods stores and chains;
- specialty sporting goods shops and pro shops;
- mass merchandisers, warehouse clubs, discount stores and department stores; and
- catalog and Internet-based retailers.

Pressure from our competitors could require us to reduce our prices or increase our spending for advertising and promotion. Increased competition in markets in which we have stores or the adoption by competitors of innovative store formats, aggressive pricing strategies and retail sale methods, such as the Internet, could cause us to lose market share and could have a material adverse effect on our business, financial condition, results of operations and cash flows.

Lack of available retail store sites on terms acceptable to us, rising real estate prices and other costs and risks relating to new store openings could severely limit our growth opportunities.

Our strategy includes opening stores in new and existing markets. We must successfully choose store sites, execute favorable real estate transactions on terms that are acceptable to us, hire competent personnel and effectively open and operate these new stores. Our plans to increase the number of our retail stores will depend in part on the availability of existing retail stores or store sites. Unavailability of financing on terms acceptable to real estate developers or a tightening credit market may affect adversely the retail sites available to us. We cannot assure you that stores or sites will be available to us, or that they will be available on terms acceptable to us. If additional retail store sites are unavailable on acceptable terms, we may not be able to carry out a significant part of our growth strategy. Rising real estate costs and acquisition, construction and development costs could also inhibit our ability to grow. If we fail to locate desirable sites, obtain lease rights to these sites on terms acceptable to us, hire adequate personnel and open and effectively operate these new stores, our financial performance could be adversely affected.

In addition, our expansion in new and existing markets may present competitive, distribution and merchandising and regulatory challenges that differ from our current challenges, including competition among our stores, diminished novelty of our store design and concept, added strain on our distribution centers, additional information to be processed by our management information systems and diversion of management attention from operations, such as the control of inventory levels in our existing stores, to the opening of new stores and markets. New stores in new markets, where we are less familiar with the target customer and less well-known, may face different or additional risks and increased costs compared to stores operated in existing markets or new stores in existing markets. Expansion into new markets could also bring us into direct competition with retailers with whom we have no past experience as direct competitors. To the extent that we become increasingly reliant on entry into new markets in order to grow, we may face additional risks and our net income could suffer. To the extent that we are not able to meet these new challenges, our sales could decrease and our operating costs could increase.

There also can be no assurance that our new stores will generate sales levels necessary to achieve store-level profitability or profitability comparable to that of existing stores. New stores also may face greater competition and have lower anticipated sales volumes relative to previously opened stores during their comparable years of operation. We may not be able to advertise cost-effectively in new or smaller markets in which we have less store density, which could slow sales growth at such stores. We also cannot guarantee that we will be able to obtain and distribute adequate product supplies to our stores or maintain adequate warehousing and distribution capability at acceptable costs.

If we are unable to predict or effectively react to changes in consumer demand, we may lose customers and our sales may decline.

Our success depends in part on our ability to anticipate and respond in a timely manner to changing consumer demand and preferences regarding sporting goods. Our products must appeal to a broad range of consumers whose preferences cannot be predicted with certainty and are subject to change. We often make commitments to purchase products from our vendors several months in advance of the proposed delivery. If we misjudge the market for our merchandise our sales may decline significantly. We may overstock unpopular products and be forced to take significant inventory markdowns or miss opportunities for other products, both of which could have a negative impact on our profitability. Conversely, shortages of items that prove popular could reduce our net sales. In addition, a major shift in consumer demand away from sporting goods or sport apparel could also have a material adverse effect on our business, results of operations and financial condition.

Unauthorized disclosure of sensitive or confidential customer information could harm the Company's business and standing with our customers.

The protection of our customer, employee and Company data is critical to us. The Company relies on commercially available systems, software, tools and monitoring to provide security for processing, transmission and storage of confidential customer information, such as payment card and personal information. Despite the security measures the Company has in place, its facilities and systems, and those of its third-party service provider, may be vulnerable to security breaches, acts of vandalism, computer viruses, misplaced or lost data, programming or human errors, or other similar events. Any security breach involving the misappropriation, loss or other unauthorized disclosure of confidential information, whether by the Company or its vendors, could damage our reputation, expose us to risk of litigation and liability, disrupt our operations and harm our business.

We may be subject to claims and our insurance may not be sufficient to cover damages related to those claims.

We may be subject to lawsuits resulting from injuries associated with the use of sporting goods equipment that we sell. In addition, although we do not sell hand guns, assault weapons or automatic firearms, we do sell hunting rifles and ammunition, which are products that are associated with an increased risk of injury and related lawsuits. We may also be subject to lawsuits relating to the design, manufacture or distribution of our private label products. We may incur losses relating to these claims or the defense of these claims. We may also incur losses due to lawsuits relating to our performance of background checks on hunting rifle purchasers as mandated by state and federal law or the improper use of hunting rifles and ammunition sold by us, including lawsuits by municipalities or other organizations attempting to recover costs from hunting rifle manufacturers and retailers relating to the misuse of hunting rifles and ammunition. In addition, in the future there may be increased federal, state or local regulation, including taxation, on the sale of hunting rifles and ammunition in our current markets as well as future markets in which we may operate. Commencement of these lawsuits against us or the establishment of new regulations could reduce our sales and decrease our profitability. There is a risk that claims or liabilities will exceed our insurance coverage. In addition, we may be unable to retain adequate liability insurance in the future. Although we have entered into product liability indemnity agreements with many of our vendors, we cannot assure you that we will be able to collect payments sufficient to offset product liability losses or in the case of our private label products, collect anything at all. In addition, we are subject to regulation by the Consumer Product Safety Commission, including the Consumer Product Safety Improvement Act, and similar state regulatory agencies. If we fail to comply with government and industry safety standards, we may be subject to claims, lawsuits, fines and adverse publicity that could have a material adverse effect on our business, results of operations and financial condition. In addition, any improper or illegal use by our customers of ammunition or hunting rifles sold by us could have a negative impact on our reputation and business.

If our suppliers, distributors or manufacturers do not provide us with sufficient quantities of products, our sales and profitability will suffer.

We purchase merchandise from approximately 1,200 vendors. In fiscal 2009, purchases from Nike represented approximately 13% of our merchandise purchases. Although in fiscal 2009 purchases from no other vendor represented more than 10% of our total purchases, our dependence on our principal suppliers involves risk. If there is a disruption in supply from a principal supplier or distributor, we may be unable to obtain the merchandise that we desire to sell and that consumers desire to purchase. Moreover, many of our suppliers provide us with incentives, such as return privileges, volume purchasing allowances and cooperative advertising. A decline or discontinuation of these incentives could reduce our profits.

Our suppliers are affected by the global financial crisis and worldwide economic situation, which may adversely affect their access to capital and liquidity, their inventory and production levels, customer incentives and vendor allowances, product quality, or ability to continue operations, all of which could adversely affect our supply chain.

We believe that a significant portion of the products that we purchase, including those purchased from domestic suppliers, is manufactured abroad in countries such as China, Taiwan and South Korea. In addition, we believe most, if not all, of our private label merchandise is manufactured abroad. Foreign imports subject us to the risks of changes in import duties, quotas, loss of "most favored nation" or MFN status with the United States for a particular foreign country, delays in shipment, shipping port constraints, labor strikes, work stoppages or other disruptions, freight cost increases and economic uncertainties (including the United States imposing antidumping or countervailing duty orders, safeguards, remedies or compensation and retaliation due to illegal foreign trade practices). If any of these or other factors were to cause a disruption of trade from the countries in which the suppliers of our vendors are located, our inventory levels may be reduced or the cost of our products may increase. In addition, to the extent that any foreign manufacturers from whom we purchase products directly or indirectly utilize labor and other practices that vary from those commonly accepted in the United States, we could be hurt by any resulting negative publicity or, in some cases, face potential liability.

Historically, instability in the political and economic environments of the countries in which our vendors or we obtain our products has not had a material adverse effect on our operations. However, we cannot predict the effect that future changes in economic or political conditions in such foreign countries may have on our operations. In the event of disruptions or delays in supply due to economic or political conditions in foreign countries, such disruptions or delays could adversely affect our results of operations unless and until alternative supply arrangements could be made. In addition, merchandise purchased from alternative sources may be of lesser quality or more expensive than the merchandise we currently purchase abroad.

Countries from which our vendors obtain these new products may, from time to time, impose new or adjust prevailing quotas or other restrictions on exported products, and the United States may impose new duties, quotas and other restrictions on imported products. The United States Congress periodically considers other restrictions on the importation of products obtained by our

vendors and us. The cost of such products may increase for us if applicable duties are raised or if exchange rates fluctuate, or if import quotas with respect to such products are imposed or made more restrictive, we may not be able to obtain certain goods.

The loss of our key executives, especially Edward W. Stack, our Chairman of the Board and Chief Executive Officer could have a material adverse effect on our business due to the loss of their experience and industry relationships.

Our success depends on the continued services of our senior management, particularly Edward W. Stack, our Chairman of the Board and Chief Executive Officer. If we were to lose any key senior executive, our business could be materially adversely affected.

Our costs may change as a result of currency exchange rate fluctuations.

Many of the goods we purchase are manufactured abroad, and the prices charged by foreign manufacturers' may be affected by the fluctuation of their local currency against the U.S. dollar. We source goods from various countries, including China, and thus changes in the value of the U.S. dollar compared to other currencies may affect the costs of goods that we purchase.

We are subject to costs and risks associated with increased or changing laws and regulations affecting our business, including those relating to the sale of consumer products.

The complex regulatory and legal environment exposes us to compliance and litigation risks that could materially affect our operations and financial results. These laws may change, sometimes significantly, as a result of political, economic or social events. Some of the federal, state or local laws and regulations that affect us include:

- those relating to consumer products, product liability or consumer protection, including the Consumer Product Safety Act and the Consumer Product Safety Improvement Act regarding lead and phthalates, as well as similar state laws;
- those relating to the manner in which we advertise, market or sell our products;
- labor and employment laws, including wage and hour laws, as well as proposed legislation such as the Employee Free Choice Act;
- those that prohibit or limit the sale in certain areas of certain products we offer, such as firearms, ammunition or knives;
- tax laws or interpretations thereof;
- data protection and privacy laws and regulations;
- environmental laws and regulations, such as California's Safe Drinking Water and Toxic Enforcement Act (known as Prop 65);
- customs or import laws and regulations; and
- securities and exchange laws and regulations.

We face various risks as an e-commerce retailer.

We may require additional capital in the future to sustain or grow our e-commerce business. Business risks relating to e-commerce sales include the need to keep pace with rapid technological change, internet security risks, risks of systems failure or inadequacy, governmental regulation and taxation. We have contracted with a third party to maintain and operate our e-commerce website and are reliant on that party and its operational, privacy and security procedures and controls and its ability to maintain and operate our website.

Problems with our information system software could disrupt our operations and negatively impact our financial results and materially adversely affect our business operations.

Our Dick's and Golf Galaxy stores utilize a suite of applications from JDA for our core merchandising, allocation and replenishment systems. These systems, if not functioning properly, could disrupt our ability to track, record and analyze the merchandise that we sell and cause disruptions of operations, including, among others, an inability to process shipments of goods, process financial information or credit card transactions, deliver products or engage in similar normal business activities, particularly if there are any unforeseen interruptions after implementation. Any material disruption, malfunction or other similar problems in or with these systems could negatively impact our financial results and materially adversely affect our business operations.

We rely on three distribution centers, and if there is a natural disaster or other serious disruption at one of these facilities, we may lose merchandise and be unable to effectively deliver it to our stores.

We currently operate a 725,000 square foot distribution center in Plainfield, Indiana, a 657,000 square foot distribution center near Atlanta, Georgia, and a 601,000 square foot distribution center in Smithton, Pennsylvania. Any natural disaster or other serious disruption to one of these facilities due to fire, tornado or any other cause would damage a significant portion of our inventory, could impair our ability to adequately stock our stores and process returns of products to vendors and could negatively affect our sales and profitability. Our growth could cause us to seek alternative facilities. Such expansion of the current facilities or alternatives could affect us in ways we cannot predict.

Our business is seasonal and our annual results are highly dependent on the success of our fourth quarter sales.

Our business is highly seasonal in nature. Our highest sales and operating income historically occur during the fourth fiscal quarter, which is due, in part, to the holiday selling season and, in part, to our strong sales of cold weather sporting goods and apparel. The fourth quarter generated approximately 30% of our net sales for fiscal 2009. Any decrease in our fourth quarter sales, whether because of a slow holiday selling season, unseasonable weather conditions, economic conditions or otherwise, could have a material adverse effect on our business, financial condition and operating results for the entire fiscal year.

Because our Dick's stores are generally concentrated in the eastern half of the United States, we are subject to regional risks.

A majority of our Dick's stores are located in the eastern half of the United States. Because of this, we are subject to regional risks, such as the regional economy, weather conditions, increasing costs of electricity, oil and natural gas, natural disasters, as well as government regulations specific to the states in which we operate. If the region were to suffer an economic downturn or other adverse regional event, our net sales and profitability could suffer.

Our results of operations may be harmed by unseasonably warm winter weather conditions. Many of our stores are located in geographic areas that experience seasonably cold weather. We sell a significant amount of winter merchandise. Abnormally warm weather conditions could reduce our sales of these items and hurt our profitability. Additionally, abnormally wet or cold weather in the spring or summer months could reduce our sales of golf or other merchandise and hurt our profitability.

The Company may be subject to periodic litigation, including Fair Labor Standards Act and state wage and hour lawsuits and other types of claims that may adversely affect the Company's business and financial performance.

From time to time the Company or its subsidiaries may be involved in lawsuits, including class action lawsuits brought against the Company or its subsidiaries for alleged violations of the Fair Labor Standards Act and state wage and hour laws, product liability, consumer, employment, tort and other litigation. Due to the inherent uncertainties of litigation, we cannot accurately predict the ultimate outcome of any such proceedings. We may incur losses relating to these claims. In addition, these proceedings could cause us to incur costs and may require us to devote resources to defend against these claims. For a description of current legal proceedings, see Part I, Item 3, Legal Proceedings.

The terms of our senior secured revolving credit facility impose operating and financial restrictions on us, which may impair our ability to respond to changing business and economic conditions. This impairment could have a significant adverse impact on our business.

Our current senior secured revolving credit facility contains provisions which restrict our ability to, among other things, incur additional indebtedness, issue additional shares of capital stock in certain circumstances, make particular types of investments, incur certain types of liens, pay cash dividends, redeem capital stock, consummate mergers and consolidations of certain sizes, enter into transactions with affiliates or make substantial asset sales. In addition, our obligations under the senior secured revolving credit facility are secured by interests in substantially all of our personal property, excluding store and distribution center equipment and fixtures. In the event of our insolvency, liquidation, dissolution or reorganization, the lenders under our senior secured revolving credit facility would be entitled to payment in full from our assets before distributions, if any, were made to our stockholders.

If we are unable to generate sufficient cash flows from operations in the future, we may have to obtain additional financing. We cannot assure you that we could obtain refinancing or additional financing on favorable terms or at all, or that we would be able to operate at a profit. In addition, recent distress in the worldwide financial markets has resulted in diminished liquidity and credit availability. There can be no assurance that our liquidity or access to capital will not be adversely affected by changes in the financial markets and global economy. Although our current senior secured revolving credit facility does not expire until 2012, continued market distress could jeopardize the counterparty obligations of one or more of the banks participating in our facility,

which could have an adverse effect on our business if we are not able to replace such credit facility or find other sources of liquidity on acceptable terms.

We may pursue strategic acquisitions, which could have an adverse impact on our business, as could assimilation of companies following acquisition.

We may from time to time acquire complementary companies or businesses. Acquisitions may result in difficulties in assimilating acquired companies, and may result in the diversion of our capital and our management's attention from other business issues and opportunities. We may not be able to successfully integrate operations that we acquire, including their personnel, financial systems, distribution, operations and general store operating procedures. If we fail to successfully integrate acquisitions, our business could suffer. In addition, the integration of any acquired business and their financial results into ours may adversely affect our operating results.

Our business depends on our ability to meet our labor needs.

Our success depends on hiring and retaining quality managers and sales associates in our stores. We plan to expand our employee base to manage our anticipated growth. Competition for non-entry level personnel, particularly for employees with retail expertise, is intense. Additionally, our ability to maintain consistency in the quality of customer service in our stores is critical to our success. Also, many of our store-level employees are in entry-level or part-time positions that historically have high rates of turnover. We are also dependent on the employees who staff our distribution centers, many of whom are skilled. We may be unable to meet our labor needs and control our costs due to external factors such as unemployment levels, minimum wage legislation and wage inflation. Although none of our employees are currently covered under collective bargaining agreements, we cannot guarantee that our employees will not elect to be represented by labor unions in the future. In addition, proposed legislation called the Employee Free Choice Act could make it easier for unions to organize based on card check authorization rather than by secret ballot election and could give third-party arbitrators the ability to impose terms of a collective bargaining agreement upon us and a labor union if we and the union did not agree to the terms of a collective bargaining agreement. If some or all of our workforce were to become unionized and collective bargaining agreement terms were significantly different from our current compensation arrangements or work practices, it could have a material adverse effect on our business, financial condition and results of operations. If we are unable to hire and retain sales associates capable of providing a high level of customer service, our business could be materially adversely affected.

We are controlled by our Chief Executive Officer and his relatives, whose interests may differ from other stockholders.

We have two classes of common stock. The common stock has one vote per share and the Class B common stock has 10 votes per share. As of January 30, 2010, Mr. Edward W. Stack, our Chairman and Chief Executive Officer, and his relatives controlled a majority of the combined voting power of our common stock and Class B common stock and would control the outcome of any corporate transaction or other matter submitted to the stockholders for approval, including mergers, consolidations and the sale of all or substantially all of our assets. Mr. Stack may also acquire additional shares of common stock upon the exercise of stock options. The interests of Mr. Stack and his relatives may differ from the interests of the other stockholders and they may take actions with which you disagree.

Terrorist attacks, acts of war and foreign instability may seriously harm our business.

Among the chief uncertainties facing our nation and world, which may impact our business, is the instability and conflict in the Middle East. Obviously, no one can predict with certainty what the overall economic impact will be as a result of these circumstances. Clearly, events or series of events in the Middle East or elsewhere could have a very serious adverse impact on our business.

Terrorist attacks may cause damage or disruption to our Company, our employees, our facilities and our customers, which could significantly impact our net sales, costs and expenses, and financial condition. The potential for future terrorist attacks, the national and international responses to terrorist attacks, and other acts of war or hostility may cause greater uncertainty and cause our business to suffer in ways that we currently cannot predict. Our geographic focus in the eastern United States may make us more vulnerable to such uncertainties than other comparable retailers who may not have a similar geographic focus.

Risks associated with exclusive brand offerings.

We offer our customers high-quality products at competitive prices marketed under exclusive brands. We expect to continue to grow our exclusive private label offerings and have entered into several licensing agreements that grant us the right to sell and

market certain products under third-party brands. We have invested in our development and procurement resources and marketing efforts related to these exclusive brand offerings. Although we believe that our private label products offer value to our customers at each price point and provide us with higher gross margins than comparable products we sell, the expansion of our exclusive brand offerings subjects us to certain additional risks. These include, among others, risks related to: our failure to comply with government and industry safety standards (e.g., those enforced by the Consumer Product Safety Commission, including the Consumer Product Safety Improvement Act, and similar state regulatory agencies) related to our private label products; mandatory or voluntary product recalls related to our exclusive brand offerings; being subject to lawsuits resulting from injuries associated with the use of private label sporting goods equipment that we sell; our ability to successfully protect our proprietary rights (e.g., defending against counterfeit, knock offs, grey-market, infringing or otherwise unauthorized goods) of our exclusive branded offerings; our ability to successfully navigate the proprietary rights of other parties and avoid claims related to proprietary rights of others; our ability to successfully administer and comply with third-party licenses and contractual commitments that we have with the licensors of the brands, including in some instances certain sales minimums, which if not met in some instances can cause us to lose the licensing rights or pay damages; risks associated with overseas sourcing and manufacturing — foreign laws and regulation, political unrest, disruptions or delays in cross-border shipments, changes in economic conditions in countries, exchange rate fluctuations and conducting activities with third-party manufacturers and those risks generally encountered by entities that source, sell and market exclusive branded offerings for retail. Our failure to adequately address some or all of these risks could have a material adverse effect on our business, results of operations and financial condition.

Our anti-takeover provisions could prevent or delay a change in control of our Company, even if such change of control would be beneficial to our stockholders.

Provisions of our Amended and Restated Certificate of Incorporation and Amended and Restated Bylaws as well as provisions of Delaware law could discourage, delay or prevent a merger, acquisition or other change in control of our Company, even if such change in control would be beneficial to our stockholders. These provisions include: authorizing the issuance of Class B common stock; classifying the board of directors such that only one-third of directors are elected each year; authorizing the issuance of “blank check” preferred stock that could be issued by our board of directors to increase the number of outstanding shares and thwart a takeover attempt; prohibiting the use of cumulative voting for the election of directors; limiting the ability of stockholders to call special meetings; if our Class B common stock is no longer outstanding, prohibiting stockholder action by partial written consent and requiring all stockholder actions to be taken at a meeting of our stockholders or by unanimous written consent; and establishing advance notice requirements for nominations for election to the board of directors or for proposing matters that can be acted upon by stockholders at stockholder meetings.

In addition, the Delaware General Corporation Law, to which we are subject, prohibits us, except under specified circumstances, from engaging in any mergers, significant sales of stock or assets or business combinations with any stockholder or group of stockholders who own at least 15% of our common stock.

An impairment in the carrying value of goodwill or other acquired intangibles could negatively affect our consolidated operating results and net worth.

The carrying value of goodwill represents the fair value of acquired businesses in excess of identifiable assets and liabilities as of the acquisition date. The carrying value of other intangibles represents the fair value of trademarks, trade names and other acquired intangibles as of the acquisition date. Goodwill and other acquired intangibles expected to contribute indefinitely to our cash flows are not amortized, but must be evaluated by management at least annually for impairment. If carrying value exceeds current fair value, the intangible is considered impaired and is reduced to fair value via a charge to earnings. Events and conditions which could result in an impairment include changes in the industry in which we operate, including general economic conditions, competition or other factors leading to reduction in expected sales or profitability. Should the value of one or more of the acquired intangibles become impaired, our consolidated earnings and net worth may be materially adversely affected.

ITEM 1B. UNRESOLVED STAFF COMMENTS

None.

ITEM 2. PROPERTIES

Our corporate headquarters was relocated to the Store Support Center (“SSC”) in January 2010. The SSC is located at 345 Court Street, Coraopolis, PA, 15108, where we lease approximately 670,000 square feet of office space. The initial lease term covers 25 years from the rental commencement date, as defined in the lease agreement. The Company’s former corporate headquarters

is located at a nearby location in Allegheny County, PA, where we continue to lease approximately 200,000 square feet of office space. In December 2008, the Company agreed to terminate the former headquarters lease effective September 30, 2010 and pay rent through December 31, 2010.

We currently lease a 725,000 square foot distribution center in Plainfield, Indiana, a 657,000 square foot distribution center near Atlanta, Georgia and a 601,000 square foot distribution center in Smithton, Pennsylvania. The term of these leases expire in 2020, 2021 and 2019, respectively. We closed a 75,000 square foot return center in Conklin, New York in March 2009. Beginning in April 2009, all of our distribution centers became responsible for consolidating damaged or defective merchandise from our stores that is being returned to vendors.

In May 2009, we ceased our Chick's operations that were headquartered in Covina, California, where we lease approximately 11,500 square feet of office space, following conversion of all existing Chick's stores to Dick's stores. The term of this lease ends in June 2011.

We lease all of our stores. Initial lease terms are generally for 10 to 25 years, and most leases contain multiple five-year renewal options and rent escalation provisions. We believe that our leases, when entered into, are at market rate rents. We generally select a new store site six to 18 months before its opening. Our stores are primarily located in shopping centers in regional shopping areas, as well as in freestanding locations and in malls. We currently have 14 signed leases for the stores planned to open in fiscal 2010 and 4 signed leases for the stores planned to open in fiscal 2011.

As of January 30, 2010 we operated 510 stores in 43 states. The following table sets forth the number of stores by state:

<u>State</u>	<u>Dick's</u>	<u>Golf Galaxy</u>	<u>Total</u>
Alabama	9	—	9
Arizona	6	2	8
Arkansas	1	—	1
California	15	3	18
Colorado	13	2	15
Connecticut	8	1	9
Delaware	2	1	3
Florida	11	5	16
Georgia	14	—	14
Idaho	—	1	1
Illinois	21	8	29
Indiana	17	1	18
Iowa	2	1	3
Kansas	6	1	7
Kentucky	6	1	7
Louisiana	2	—	2
Maine	4	—	4
Maryland	9	3	12
Massachusetts	16	—	16
Michigan	15	1	16
Minnesota	7	4	11
Mississippi	3	—	3
Missouri	8	2	10
Nebraska	3	1	4
Nevada	1	1	2
New Hampshire	3	—	3
New Jersey	13	3	16
New York	29	5	34
North Carolina	22	5	27
Ohio	35	9	44
Oklahoma	—	2	2
Oregon	7	1	8
Pennsylvania	36	5	41
Rhode Island	2	—	2
South Carolina	8	—	8
Tennessee	13	1	14
Texas	17	11	28
Utah	1	1	2
Vermont	2	—	2
Virginia	20	4	24
Washington	—	1	1
West Virginia	5	—	5
Wisconsin	7	4	11
Total	<u>419</u>	<u>91</u>	<u>510</u>

ITEM 3. LEGAL PROCEEDINGS

The Company is a defendant in two cases which make claims concerning alleged failures to pay wages and overtime wages as required by the Fair Labor Standards Act ("FLSA") and applicable state labor law. The cases were filed in May and November of 2005 in the U.S. District Court for the Western District of New York (Tamara Barrus v. Dick's Sporting Goods, Inc. and Galyan's Trading Company, Inc. ("Barrus") and Daniel Parks v. Dick's Sporting Goods, Inc. ("Parks")). In September and October 2006, respectively, a magistrate judge for the U.S. District Court for the Western District of New York conditionally certified classes for notice purposes under the FLSA in the Barrus and Parks cases, which the U.S. District Judge upheld. In both cases, the parties and the court agreed to stay the litigation pending an attempt to resolve all claims through mediation. Mediation sessions were held in April and August 2007 and November 2008. In the Barrus case, attempts to resolve the case through settlement at mediation were unsuccessful, and litigation has resumed. We currently believe that this case does not properly represent a class action, and the Company plans to vigorously defend this case. In the Parks case, the parties reached an agreement to settle the case on a class-wide basis. Formal settlement documents were executed in July 2009 and the court granted final approval of the settlement on January 29, 2010 and entered a Final Judgment on February 4, 2010. The parties are working with a third-party administrator to administer the settlement.

In addition to the above matters, various claims and lawsuits arising in the normal course of business are pending against us. The subject matter of these proceedings primarily includes commercial matters, intellectual property, lease disputes and employment issues. Our management believes that the final resolution of any of these matters would not have a material effect on our consolidated financial position, liquidity or results of operations.

ITEM 4. REMOVED AND RESERVED

PART II

ITEM 5. MARKET FOR REGISTRANT'S COMMON EQUITY, RELATED STOCKHOLDER MATTERS AND ISSUER PURCHASES OF EQUITY SECURITIES

MARKET INFORMATION AND DIVIDEND POLICY

The shares of Dick's Sporting Goods, Inc. common stock are listed and traded on the New York Stock Exchange ("NYSE") under the symbol "DKS". The shares of the Company's Class B common stock are neither listed nor traded on any stock exchange or other market. These shares of Class B common stock can be converted to common stock at the holder's option and are automatically convertible upon other events. Our common stock began trading on October 16, 2002, following the Company's initial public offering. Set forth below, for the applicable periods indicated, are the high and low closing sales prices per share of the Company's common stock as reported by the NYSE.

<u>Fiscal Quarter Ended</u>	<u>High</u>	<u>Low</u>
May 2, 2009	\$19.62	\$10.77
August 1, 2009	\$20.04	\$16.14
October 31, 2009	\$25.74	\$19.45
January 30, 2010	\$26.05	\$20.76
<u>Fiscal Quarter Ended</u>	<u>High</u>	<u>Low</u>
May 3, 2008	\$33.40	\$24.64
August 2, 2008	\$29.52	\$15.65
November 1, 2008	\$23.97	\$13.11
January 31, 2009	\$16.36	\$ 9.56

The number of holders of record of shares of the Company's common stock and Class B common stock as of March 12, 2010 was 237 and 9, respectively.

We currently intend to retain our earnings for the development of our business. We have never paid any cash dividends since our inception, and we do not anticipate paying any cash dividends in the future. The Company is precluded from paying cash dividends under its Second Amended and Restated Credit Agreement ("Credit Agreement").

The information set forth under Item 12 "Security Ownership of Certain Beneficial Owners and Management and Related Shareholder Matters" is incorporated herein.

ITEM 6. SELECTED FINANCIAL DATA

The following selected consolidated financial data for fiscal years 2009, 2008, 2007, 2006 and 2005 presented below under the captions "Statement of Income Data", "Earnings per Common Share", "Other Data" and "Balance Sheet Data" have been derived from our consolidated financial statements for those periods. The following selected consolidated financial data for fiscal years 2009, 2008, 2007, 2006 and 2005 presented below under the caption "Store Data" have been derived from internal records of our operations.

Our fiscal year consists of 52 or 53 weeks, ends on the Saturday nearest to the last day in January and is named for the calendar year ending closest to that date. All fiscal years presented include 52 weeks of operations except fiscal 2006, which includes 53 weeks.

Due to a new accounting pronouncement related to convertible debt, certain amounts have been adjusted from previously reported amounts. The pronouncement pertains to our senior unsecured convertible notes due 2024 that were issued in 2004, repaid in 2009 and resulted in adjustments to all historical fiscal periods presented below. Refer to Note 1 to the Consolidated Financial Statements included in Item 8 herein for further discussion and the effect of the retrospective application of the new standard on certain previously reported line items.

You should read the information set forth below in conjunction with other sections of this report, including "Management's Discussion and Analysis of Financial Condition and Results of Operations" and our consolidated financial statements and related notes.

	Fiscal Year				
	2009	2008	2007	2006	2005 (1)
	(Dollars in thousands, except per share and sales per square foot data)				
Statement of Income Data:					
Net sales	\$ 4,412,835	\$ 4,130,128	\$ 3,888,422	\$ 3,114,162	\$ 2,624,987
Cost of goods sold (2)	<u>3,195,899</u>	<u>2,946,079</u>	<u>2,730,359</u>	<u>2,217,463</u>	<u>1,887,347</u>
Gross profit	1,216,936	1,184,049	1,158,063	896,699	737,640
Selling, general and administrative expenses	972,025	928,170	870,415	682,625	556,320
Impairment of goodwill and other intangible assets (3)	—	164,255	—	—	—
Impairment of store assets (3)	—	29,095	—	—	—
Merger and integration costs	10,113	15,877	—	—	37,790
Pre-opening expenses	<u>9,227</u>	<u>16,272</u>	<u>18,831</u>	<u>16,364</u>	<u>10,781</u>
Income from operations	225,571	30,380	268,817	197,710	132,749
Gain on sale of non-cash investment (4)	—	—	—	—	(1,844)
Gain on sale of asset (4)	—	(2,356)	—	—	—
Interest expense, net	<u>2,395</u>	<u>18,915</u>	<u>18,740</u>	<u>16,921</u>	<u>19,502</u>
Income before income taxes	223,176	13,821	250,077	180,789	115,091
Provision for income taxes	<u>87,817</u>	<u>53,686</u>	<u>99,511</u>	<u>72,316</u>	<u>46,037</u>
Net income (loss)	<u>\$ 135,359</u>	<u>\$ (39,865)</u>	<u>\$ 150,566</u>	<u>\$ 108,473</u>	<u>\$ 69,054</u>
Earnings per Common Share (5):					
Net income (loss) per common share — Basic	\$ 1.20	\$ (0.36)	\$ 1.38	\$ 1.06	\$ 0.69
Net income (loss) per common share — Diluted	\$ 1.15	\$ (0.36)	\$ 1.29	\$ 0.98	\$ 0.64
Weighted average number of common shares outstanding (in thousands):					
Basic	113,184	111,662	109,383	102,512	99,584
Diluted	117,955	111,662	116,504	110,790	107,958
Store Data:					
Comparable store net sales (decrease) increase (6)	(1.4)%	(4.8)%	2.4%	6.0%	2.6%
Number of stores at end of period (7)	510	487	434	294	255
Total square feet at end of period (7)	24,816,442	23,592,850	21,084,292	16,724,171	14,650,459
Net sales per square foot (8)	\$ 177	\$ 186	\$ 196	\$ 197	\$ 188
Other Data:					
Gross profit margin	27.6%	28.7%	29.8%	28.8%	28.1%
Selling, general and administrative percentage of net sales	22.0%	22.5%	22.4%	21.9%	21.2%
Operating margin	5.1%	0.7%	6.9%	6.3%	5.1%
Inventory turnover (9)	3.26x	3.06x	3.22x	3.34x	3.42x
Depreciation and amortization	\$ 100,948	\$ 90,732	\$ 75,052	\$ 54,929	\$ 49,861
Balance Sheet Data:					
Inventories	\$ 895,776	\$ 854,771	\$ 887,364	\$ 641,464	\$ 535,698
Working capital (10)	\$ 426,686	\$ 436,741	\$ 309,630	\$ 306,205	\$ 143,678
Total assets	\$ 2,245,333	\$ 1,961,846	\$ 2,031,662	\$ 1,521,435	\$ 1,185,219
Total debt including capital and financing lease obligations	\$ 142,243	\$ 181,543	\$ 173,558	\$ 166,086	\$ 159,684
Retained earnings	\$ 548,391	\$ 413,032	\$ 452,897	\$ 302,331	\$ 195,373
Total stockholders' equity	\$ 1,083,227	\$ 893,577	\$ 894,303	\$ 632,099	\$ 434,670

- (1) In the first quarter of fiscal 2006, we adopted the fair value recognition provisions pursuant to the Financial Accounting Standards Board's ("FASB") Accounting Standards Codification ("ASC") 718, *Compensation — Stock Compensation*, requiring us to recognize expense related to the fair value of our stock-based compensation awards. We elected the modified prospective transition method as permitted by ASC 718 and, accordingly, financial results for years prior to fiscal 2006 have not been restated. Pre-tax stock-based compensation expense in fiscal 2009, 2008, 2007 and 2006 was \$21.3 million, \$25.6 million, \$29.0 million and \$24.3 million, respectively.
- (2) Cost of goods sold includes the cost of merchandise, inventory shrinkage and obsolescence, freight, distribution and store occupancy costs.
- (3) In fiscal 2008, the Company recorded non-cash impairment charges of \$164.3 million attributable to the impairment of Golf Galaxy's goodwill and other intangible assets. The Company also recorded non-cash impairment charges of \$29.1 million in connection with certain underperforming Dick's Sporting Goods, Golf Galaxy and Chick's Sporting Goods stores.
- (4) Gain on sale of investment resulted from the sale of a portion of the Company's non-cash investment in its third-party Internet commerce service provider. We converted to an equity ownership in that provider in lieu of royalties until Internet sales reached a predefined amount that resulted in this non-cash investment. Gain on sale of asset resulted from the Company exercising a buy-out option on an aircraft lease and subsequently selling the aircraft.
- (5) Earnings per share data gives effect to a two-for-one stock split effected in October 2007.
- (6) Comparable store sales begin in a store's 14th full month of operations after its grand opening. Comparable store sales are for stores that opened at least 13 months prior to the beginning of the period noted. Stores that were closed or relocated during the applicable period have been excluded from comparable store sales. Each relocated store is returned to the comparable store base after its 14th full month of operations. The Golf Galaxy stores are included in the full year comparable store base beginning in fiscal 2009.
- (7) The store count and square footage amounts include Golf Galaxy stores and stores acquired as part of the Company's acquisition of Chick's for fiscal 2009, 2008 and 2007.
- (8) Calculated using net sales and gross square footage of all stores open at both the beginning and the end of the period. Gross square footage includes the storage, receiving and office space that generally occupies approximately 18% of total store space in our Dick's stores.
- (9) Calculated as cost of goods sold divided by the average monthly ending inventories of the last 13 months.
- (10) Defined as current assets less current liabilities.

ITEM 7. MANAGEMENT'S DISCUSSION AND ANALYSIS OF FINANCIAL CONDITION AND RESULTS OF OPERATIONS

The following discussion and analysis should be read in conjunction with "Selected Consolidated Financial and Other Data" and our consolidated financial statements and related notes appearing elsewhere in this report. This Annual Report on Form 10-K contains forward-looking statements within the meaning of the Private Securities Litigation Reform Act of 1995. See PART I- "Forward Looking Statements" and PART I-Item 1A, "Risk Factors".

Overview

Dick's is an authentic full-line sporting goods retailer offering a broad assortment of brand name sporting goods equipment, apparel and footwear in a specialty store environment. On February 13, 2007, the Company acquired Golf Galaxy by means of merger of our wholly-owned subsidiary with and into Golf Galaxy. On November 30, 2007, the Company completed its acquisition of Chick's Sporting Goods, Inc. The Consolidated Statements of Operations include the results of Golf Galaxy and Chick's for fiscal 2007 from their respective dates of acquisition. As of January 30, 2010 we operated 419 Dick's stores and 91 Golf Galaxy stores, with approximately 24.8 million square feet, in 43 states, the majority of which are located throughout the eastern half of the United States.

Effective February 1, 2009, the Company amended its e-commerce agreement and began recording e-commerce revenue on a gross basis as the principal party in the transactions compared to its prior recording of these revenues on a net basis pursuant to FASB ASC 605-45, "Overall Considerations of Reporting Revenue Gross as a Principal versus Net as an Agent."

The primary factors which historically influenced the Company's profitability and success have been its growth in the number of stores and selling square footage, positive comparable store sales and its strong gross profit margins. In the last five years, the Company has grown from 234 stores as of the end of fiscal 2004 to 510 stores as of the end of fiscal 2009, reflecting both organic growth and acquisitions. The Company continues to expand its presence through the opening of new stores, although its rate of growth has decreased from the rate of growth experienced in earlier years, reflecting recent economic conditions.

Fiscal 2009, like fiscal 2008, continued to be a difficult operating environment for our industry due to numerous external factors weighing on specialty retail sales. The pressures on the consumer have remained intact as unemployment has risen, equity markets have declined in recent years and concerns about the broader economy have grown. These factors, combined with continuing weak housing markets and tight credit markets, suggest continued pressure on specialty retail consumers in the near term. The Company continues to see the greatest sales weakness in bigger ticket, discretionary purchases such as golf and exercise equipment, while the lodge business has benefited from higher gun and ammunition sales. However, since the balance of macroeconomic factors that impact the Company's business remains unfavorable, the Company will continue to take a cautious approach to ensure that it is well-positioned to capitalize on opportunities as they develop.

As a result, the Company has implemented numerous strategies to help it manage through these uncertain times, including remaining focused on expense management, strategic deployment of capital and managing inventories in line with sales trends. The Company reduced its fiscal 2009 capital expenditures to \$92.6 million compared to \$115.2 million in fiscal 2008, net of proceeds from sale leaseback transactions and allowances received from landlords. The Company believes its strong balance sheet, which includes \$225.6 million in cash and cash equivalents, no outstanding borrowing under its \$440 million Credit Agreement and an inventory per square foot reduction of 0.4% and 13.9% for fiscal 2009 and fiscal 2008, respectively, increases its financial flexibility and further strengthens its ability to successfully manage through this economic crisis.

The Company expects to continue to generate positive cash flow to fund its operations and to take advantage of growth opportunities. The Company believes its existing Credit Agreement is sufficient to support its ongoing operations and future plans for fiscal 2010.

In order to monitor the Company's success, the Company's senior management monitors certain key performance indicators, including:

- **Comparable store sales growth** — Fiscal 2009 comparable store sales decreased 1.4% compared to a 4.8% decrease in fiscal 2008. The comparable store sales calculation for fiscal 2009 includes Dick's and Golf Galaxy stores. The comparable store sales calculation for fiscal 2008 includes Dick's stores only. The Company believes that its comparable stores sales performance was affected by numerous challenges, including a difficult macroeconomic environment and declining consumer confidence, resulting in lower average unit retail prices due to particularly cautious spending. Although the Company believes it has made noticeable progress in improving its merchandise offerings, the effect of those improvements have been hampered by the macroeconomic environment. The Company's current strategy is to target a general overall trend to return to positive comparable store sales growth; although we recognize that we continue to be affected by many of these macroeconomic factors. The Company believes that its ability to realize such a general overall positive trend in comparable store sales will prove to be a key factor in achieving its targeted levels of earnings per share and continuing its store expansion program to an ultimate goal of at least 800 locations across the United States.
- **Positive operating cash flow** — The Company generated \$401.3 million of cash flow from operations in fiscal 2009 compared with \$159.8 million in fiscal 2008. The Company believes that a key strength of its business has been the ability to consistently generate positive cash flow from operations. Strong cash flow generation is critical to the future success of the Company, not only to support the general operating needs of the Company, but also to fund capital expenditures related to new store openings, relocations, expansions and remodels, costs associated with its Store Support Center and its distribution centers, costs associated with continued improvement of information technology tools and costs associated with potential strategic acquisitions that may arise from time to time. See further discussion of the Company's cash flows in the Liquidity and Capital Resources section herein.
- **Quality of merchandise offerings** — To monitor and maintain acceptance of its merchandise offerings, the Company monitors sell-throughs, inventory turns, gross margins and markdown rates on a department and style level. This analysis helps the Company manage inventory receipts and markdowns to reduce cash flow requirements and deliver optimal gross margins by improving merchandise flow and establishing appropriate price points to minimize markdowns.
- **Cost reduction efforts** — The Company implemented numerous initiatives during fiscal 2008 aimed at maintaining tighter expense controls. These initiatives included optimizing the Company's overall advertising costs, costs associated with operating its stores and distribution centers as well as general and administrative costs. The Company redirected a portion of its advertising costs to enhance consumer penetration by focusing on events, frequency, distribution, media types and sponsorships. The Company has adjusted store staffing levels and operating hours to reflect current and anticipated traffic levels and has focused on energy conservation programs to further lower store operating costs. Staffing adjustments at the Company's distribution centers, including the closure of the Conklin return to vendor facility in March 2009, were made to reflect anticipated merchandise receipt volumes. The Company has also implemented various administrative cost reduction

initiatives, including efforts to manage corporate staffing levels, compensation related expenses and reducing travel and entertainment expenses.

- Capital reduction efforts — The Company reduced its capital spending in fiscal 2009 to \$92.6 million from \$115.2 million in fiscal 2008. The Company opened 24 new Dick's Sporting Goods stores and one new Golf Galaxy store during fiscal 2009. This level of store expansion was significantly lower than historical levels and was largely driven by the current economic conditions. The Company has created a capital appropriations committee to approve all capital expenditures in excess of certain amounts and to group and prioritize all capital projects between required, discretionary and strategic.

Executive Summary

The Company reported net income for the year ended January 30, 2010 of \$135.4 million, or \$1.15 per diluted share as compared to a net loss of \$39.9 million, or \$0.36 per diluted share in fiscal 2008. The net loss in fiscal 2008 included impairment charges of \$161.7 million, net of tax, or \$1.45 per share.

Net sales increased 7% to \$4,412.8 million in fiscal 2009 from \$4,130.1 million in fiscal 2008 due primarily to new store sales and the addition of e-commerce sales, partially offset by a comparable store sales decrease of 1.4%. Golf Galaxy is included in the Company's full year comparable store sales calculation in fiscal 2009.

Income from operations increased \$195.2 million to \$225.6 million in fiscal 2009 from \$30.4 million in fiscal 2008, which included impairment charges of \$193.4 million.

As a percentage of sales, gross profit decreased to 27.58% in fiscal 2009 from 28.67% in fiscal 2008 due primarily to a 71 basis point decrease in merchandise margins that resulted from promotional activities across most merchandise categories at Dick's and clearance activity at Golf Galaxy stores, de-leverage of occupancy expenses resulting from the comparable store sales decline in the current year and higher freight and distribution costs as a percentage of sales due to the inclusion of e-commerce sales in fiscal 2009.

Selling, general and administrative expenses decreased by 44 basis points. The Company recognized expenses totaling \$26.1 million during fiscal 2009 related to the Company's e-commerce operations. No such expenses were recorded in fiscal 2008. The Company's store payroll expenses as a percentage of sales leveraged by 91 basis points in fiscal 2009 as the Company adjusted store staffing levels and operating hours in light of declining comparable store sales. Advertising expenses as a percentage of sales leveraged by 11 basis points during fiscal 2009.

We ended the year with no borrowings on our line of credit and excess borrowing availability of \$424.4 million.

Results of Operations

The following table presents for the periods indicated selected items in the Consolidated Statements of Operations as a percentage of the Company's net sales, as well as the basis point change in percentage of net sales from the prior year's period:

	Fiscal Year			Basis Point Increase / (Decrease) in Percentage of Net Sales from Prior Year 2008-2009 ^A	Basis Point Increase / (Decrease) in Percentage of Net Sales from Prior Year 2007-2008 ^A
	2009	2008 ^A (As adjusted, see Note 1)	2007 ^A (As adjusted, see Note 1)		
Net sales (1)	100.00%	100.00%	100.00%	N/A	N/A
Cost of goods sold, including occupancy and distribution costs (2)	<u>72.42</u>	<u>71.33</u>	<u>70.22</u>	<u>109</u>	<u>111</u>
Gross profit	27.58	28.67	29.78	(109)	(111)
Selling, general and administrative expenses (3)	22.03	22.47	22.38	(44)	9
Impairment of goodwill and other intangible assets (4)	—	3.98	—	(398)	398
Impairment of store assets (5)	—	0.70	—	(70)	70
Merger and integration costs (6)	0.23	0.38	—	(15)	38
Pre-opening expenses (7)	<u>0.21</u>	<u>0.39</u>	<u>0.48</u>	<u>(18)</u>	<u>(9)</u>
Income from operations	5.11	0.74	6.91	437	(617)
Gain on sale of asset (8)	—	(0.06)	—	6	(6)
Interest expense, net (9)	<u>0.05</u>	<u>0.46</u>	<u>0.48</u>	<u>(41)</u>	<u>(2)</u>
Income before income taxes	5.06	0.33	6.43	473	(610)
Provision for income taxes	<u>1.99</u>	<u>1.30</u>	<u>2.56</u>	<u>69</u>	<u>(126)</u>
Net income (loss)	<u>3.07%</u>	<u>−0.97%</u>	<u>3.87%</u>	<u>404</u>	<u>(484)</u>

A: Column does not add due to rounding

- (1) Revenue from retail sales is recognized at the point of sale, net of sales tax. A provision for anticipated merchandise returns is provided through a reduction of sales and cost of sales in the period that the related sales are recorded. Revenue from gift cards and returned merchandise credits (collectively the "cards") are deferred and recognized upon the redemption of the cards. These cards have no expiration date. Income from unredeemed cards is recognized in the Consolidated Statements of Operations in selling, general and administrative expenses at the point at which redemption becomes remote. The Company performs an evaluation of the aging of the unredeemed cards, based on the elapsed time from the date of original issuance, to determine when redemption is remote.
- (2) Cost of goods sold includes the cost of merchandise, inventory shrinkage and obsolescence, freight, distribution and store occupancy costs. Store occupancy costs include rent, common area maintenance charges, real estate and other asset based taxes, store maintenance, utilities, depreciation, fixture lease expenses and certain insurance expenses.
- (3) Selling, general and administrative expenses include store and field support payroll and fringe benefits, advertising, bank card charges, information systems, marketing, legal, accounting, other store expenses and all expenses associated with operating the Company's corporate headquarters.
- (4) Attributable to the impairment of Golf Galaxy's goodwill and other intangible assets.
- (5) Impairment of store assets in connection with certain underperforming Dick's Sporting Goods, Golf Galaxy and Chick's Sporting Goods stores.
- (6) Merger and integration costs primarily include duplicative administrative costs, management and advertising expenses associated with the conversions from Chick's stores to Dick's stores and severance and system conversion costs related to the operational consolidation of Golf Galaxy and Chick's with the company's pre-existing business.
- (7) Pre-opening expenses consist primarily of rent, marketing, payroll and recruiting costs incurred prior to a new store opening.
- (8) Gain on sale of asset resulted from the Company exercising a buy-out option on an aircraft lease and subsequently selling the aircraft.
- (9) Interest expense, net, results primarily from interest on our senior convertible notes and Credit Agreement borrowings partially offset by interest income.

Fiscal 2009 Compared to Fiscal 2008

Net Income (Loss)

The Company reported net income of \$135.4 million in fiscal 2009, which included merger and integration costs of \$6.1 million, net of tax, or \$0.05 per share, compared to a net loss of \$39.9 million in fiscal 2008. The net loss in 2008 included impairment charges of \$161.7 million, net of tax, or \$1.45 per share, and merger and integration costs of \$12.3 million, net of tax, or \$0.11 per share.

Net Sales

Net sales increased 7% to \$4,412.8 million in fiscal 2009 from \$4,130.1 million in fiscal 2008, due primarily to new store sales and the addition of e-commerce sales, partially offset by a comparable store sales decrease of 1.4%. Golf Galaxy is included in the Company's comparable store sales calculation in fiscal 2009.

The decrease in comparable store sales is mostly attributable to sales decreases in exercise, other footwear and golf equipment and accessories. These sales decreases were partially offset by increases in athletic apparel, athletic footwear, hunting, guns and outerwear and outerwear accessories.

The comparable store sales decrease was driven primarily by a decrease in average unit retail price of approximately 1.2% and an increase in transactions of approximately 0.4% at Dick's stores. Every 1% change in comparable store sales would have impacted fiscal 2009 earnings before income taxes by approximately \$12 million.

Store Count

During 2009, we opened 24 Dick's stores and one Golf Galaxy store, relocated one Dick's store, closed one Dick's store, converted the Golf Shop to a Golf Galaxy store and converted 12 Chick's Sporting Goods stores to Dick's Sporting Goods stores, resulting in an ending store count of 510 stores, with approximately 24.8 million square feet, in 43 states.

Income from Operations

Income from operations increased \$195.2 million to \$225.6 million in fiscal 2009 from \$30.4 million in fiscal 2008, which included impairment charges of \$193.4 million.

Gross profit increased 3% to \$1,216.9 million in fiscal 2009 from \$1,184.0 million in fiscal 2008. As a percentage of sales, gross profit decreased 109 basis points in the current year. The 109 basis point decrease in gross profit is due primarily to lower merchandise margins and de-leverage of occupancy and freight and distribution costs. Merchandise margins decreased 71 basis points compared to fiscal 2008 due to promotional activities across most merchandise categories at Dick's and clearance activity at Golf Galaxy stores. The 15 basis point increase in occupancy expenses as a percentage of sales resulted from the comparable store sales decline in the current year. Freight and distribution costs as a percentage of sales were 29 basis points higher in fiscal 2009 due to the recording of costs related to the Company's e-commerce operations in the fiscal year. No such costs were recorded in fiscal 2008. Excluding e-commerce operations, freight and distribution costs as a percentage of sales were lower in fiscal 2009 due to improved freight efficiencies.

Merchandise margin declines were impacted by lower average unit retail prices and higher markdowns to liquidate inventory and bring levels closer to the current sales trends. The Company's inventory per square foot declined 0.4% to \$36.10 at January 30, 2010 compared to January 31, 2009. Every 10 basis point change in merchandise margin would have impacted fiscal 2009 earnings before income taxes by approximately \$4 million.

Selling, general and administrative expenses increased to \$972.0 million in fiscal 2009 from \$928.2 million in fiscal 2008, but as a percentage of sales, these expenses decreased 44 basis points compared to fiscal 2008. The Company recognized expenses totaling \$26.1 million during fiscal 2009 related to the Company's e-commerce operations. No such expenses were recorded in fiscal 2008. The Company's store payroll expenses as a percentage of sales leveraged by 91 basis points in fiscal 2009 as the Company adjusted store staffing levels and operating hours in light of declining comparable store sales. Advertising expenses as a percentage of sales leveraged by 11 basis points during fiscal 2009.

In fiscal 2008, the Company recorded an impairment charge of \$164.3 million related to goodwill and other intangible assets acquired in the Golf Galaxy acquisition, before an income tax benefit of \$20.4 million. Additionally, the Company recorded an impairment charge related to certain underperforming Dick's Sporting Goods, Golf Galaxy and Chick's stores totaling \$29.1 million, before an income tax benefit of \$11.3 million.

The Company recorded \$10.1 million of merger and integration costs during fiscal 2009. These costs relate to the integration of Chick's operations and include duplicative administrative costs, management, advertising and severance expenses associated with the conversions from Chick's stores to Dick's stores. The Company recorded \$15.9 million of merger and integration costs during fiscal 2008. These costs related to costs incurred to integrate the operations of Golf Galaxy and Chick's with Dick's pre-existing business and included duplicative administrative costs, severance and system conversion costs.

Pre-opening expenses decreased \$7.1 million to \$9.2 million in fiscal 2009 from \$16.3 million in fiscal 2008. Pre-opening expenses were for the opening of 24 new Dick's stores and one Golf Galaxy store, as well as the relocation of one Dick's store in fiscal 2009 compared to the opening of 43 new Dick's and ten Golf Galaxy stores and relocation of one Dick's store in fiscal 2008. Pre-opening expenses in any year fluctuate depending on the timing and number of store openings and relocations.

Gain on Sale of Asset

The Company exercised its early buy-out rights on an aircraft lease during the first quarter of fiscal 2008. The Company recognized a \$2.4 million pre-tax gain on the subsequent sale of the aircraft.

Interest Expense, Net

Interest expense, net, decreased by \$16.5 million to \$2.4 million in fiscal 2009 from \$18.9 million in fiscal 2008. The Company's repayment of its \$172.5 million senior convertible notes in the first quarter of fiscal 2009 resulted in a \$12.1 million decrease in interest expense. The Company recognizes interest income or interest expense to reflect changes in the investment value of assets held in its deferred compensation plans. The Company recognized interest income totaling \$2.1 million in fiscal 2009 compared to interest expense of \$2.0 million in fiscal 2008 due to an overall improvement in the equity markets, which impacted the deferred compensation plan investment values. The remaining decrease in interest expense for the current period is primarily due to lower average borrowing rates. The average interest rate on the Credit Agreement decreased by 215 basis points from last year, while average borrowings outstanding on our Credit Agreement decreased to \$63.7 million for fiscal 2009 from \$74.8 million for fiscal 2008.

Income Tax

The Company's effective tax rate was 39.3% for the year ended January 30, 2010 as compared to 388.4% for the year ended January 31, 2009. The 2008 effective tax rate was primarily impacted by the non-deductible \$111.3 goodwill impairment charge and by non-deductible executive separation costs that increased income tax expense by \$2.5 million.

Fiscal 2008 Compared to Fiscal 2007

Net (Loss) Income

The Company reported a net loss of \$39.9 million in fiscal 2008, which included impairment charges of \$161.7 million, net of tax, or \$1.45 per share, and merger and integration costs of \$12.3 million, net of tax, or \$0.11 per share, from net income of \$150.6 million in fiscal 2007.

Net Sales

Net sales increased 6% to \$4,130.1 million in fiscal 2008 from \$3,888.4 million in fiscal 2007, due primarily to new store sales, which include Chick's Sporting Goods in fiscal 2008, partially offset by a comparable store sales decrease of 4.8%. Golf Galaxy is included in the Company's comparable store sales calculation beginning in the second quarter of 2008 and is included in the full year comparable store sales calculation beginning in fiscal 2009.

The decrease in comparable store sales is mostly attributable to sales decreases in exercise, other footwear and golf equipment and accessories. These sales decreases were partially offset by increases in hunting, guns and outerwear and outerwear accessories.

The comparable store decrease was driven primarily by a decrease in transactions of approximately 4.4% and a decrease of approximately 0.4% in average unit retail price at Dick's Sporting Goods stores, reflecting declining consumer confidence that resulted in lower traffic and more cautious spending. Every 1% change in comparable store sales would have impacted fiscal 2008 earnings before income taxes by approximately \$11 million.

Store Count

During fiscal 2008, we opened 43 Dick's stores and ten Golf Galaxy stores, relocated one Dick's store and converted one Chick's Sporting Goods store to a Dick's Sporting Goods store, resulting in an ending store count of 487 stores, with approximately 23.6 million square feet, in 42 states.

Income from Operations

Income from operations decreased 89% to \$30.4 million in fiscal 2008, which included impairment charges of \$193.4 million and merger and integration costs of \$15.9 million, from \$268.8 million in fiscal 2007.

Gross profit increased 2% to \$1,184.0 million in fiscal 2008 from \$1,158.1 million in fiscal 2007. As a percentage of sales, gross profit decreased 111 basis points in fiscal 2008. The 111 basis point decrease in gross profit is due primarily to a 124 basis point increase in occupancy expenses caused by the de-leverage related to the 2008 comparable store sales decline. Freight and distribution costs were consistent between years as the costs associated with the opening of a new distribution center in Atlanta, Georgia in the second quarter of 2008 were fully offset by initiatives to improve freight efficiencies. The gross profit decrease was partially offset by merchandise margin improvements across several of the Company's product categories (16 basis points).

Merchandise margin improvements were impacted by lower initial markups and higher markdowns to liquidate inventory and bring levels closer to the current sales trends. The Company's inventory per square foot declined 13.9% to \$36.23 at January 31, 2009 compared to February 2, 2008. Every 10 basis point change in merchandise margin would have impacted fiscal 2008 earnings before income taxes by approximately \$4 million.

Selling, general and administrative expenses increased to \$928.2 million in 2008 from \$870.4 million in 2007 due primarily to an increase in store count and continued investment in corporate and store infrastructure.

The 9 basis point increase over fiscal 2007 was due primarily to an increase in store payroll and other store costs that de-leveraged as a result of the comparable store sales decrease, partially offset by decreases in advertising costs (18 basis points) and administrative costs, including payroll (45 basis points), as the Company took steps to reduce costs during a declining comparable store sales environment.

In 2008, the Company recorded an impairment charge of \$164.3 million related to goodwill and other intangible assets acquired in the Golf Galaxy acquisition, before an income tax benefit of \$20.4 million. The deterioration of the economy experienced during the fourth quarter of fiscal 2008, lower than expected full year 2008 operating results, projections that fiscal 2009 results would be in line with fourth quarter 2008 business trends and significant uncertainty about when the economy would recover, caused significant changes to the projected cash flows of Golf Galaxy used in our goodwill test compared to those used in our Golf Galaxy goodwill test in fiscal 2007 and carried forward through our earlier considerations. As a result of the goodwill and trade name impairment tests, the Company concluded that the carrying amounts of the Golf Galaxy reporting unit exceeded its fair value. The goodwill impairment charge of \$111.3 million was determined by comparing the carrying value of goodwill of Golf Galaxy with the implied fair value of goodwill of Golf Galaxy. The trade name impairment charge of \$49.9 million, before an income tax benefit of \$19.2 million, was determined by comparing the carrying value of the trade name with the estimated fair value of the trade name. The Company also recorded an impairment charge of \$3.1 million, before an income tax benefit of \$1.2 million, to reduce the carrying value of the customer list related to Golf Galaxy to its estimated fair value. No impairment charges were recorded during 2007.

In 2008, the Company recorded an impairment charge related to certain underperforming Dick's Sporting Goods, Golf Galaxy and Chick's stores totaling \$29.1 million, before an income tax benefit of \$11.3 million. The decline in sales performance during 2008 at these underperforming stores coupled with revised future projections, indicated that the carrying value of these stores exceeded their estimated fair values suggested by their estimated future cash flows.

The Company recorded \$15.9 million of merger and integration costs during 2008. These costs related to the integration of Golf Galaxy's and Chick's and included duplicative administrative costs, severance and system conversion costs related to the operational consolidation of Golf Galaxy and Chick's with Dick's pre-existing business.

Pre-opening expenses decreased by \$2.5 million to \$16.3 million in 2008 from \$18.8 million in 2007. Pre-opening expenses were for the opening of 43 new Dick's stores and ten Golf Galaxy stores, as well as the relocation of one Dick's store in 2008, compared to the opening of 46 new Dick's and 16 new Golf Galaxy stores and relocation of one Dick's store in 2007. Pre-opening expenses in any year fluctuate depending on the timing and number of store openings and relocations.

Gain on Sale of Asset

The Company exercised its early buy-out rights on an aircraft lease during the first quarter of fiscal 2008. The Company recognized a \$2.4 million pre-tax gain on the subsequent sale of the aircraft.

Interest Expense, Net

Interest expense, net, increased by \$0.2 million to \$18.9 million in fiscal 2008 from \$18.7 million in fiscal 2007 due primarily to costs related to the financing of both the Golf Galaxy and Chick's acquisitions during 2007. The Company ended fiscal 2008 with no outstanding borrowings under its Credit Agreement. The Company's average borrowings outstanding on our Credit Agreement decreased to \$74.8 million in 2008 compared to \$94.2 million in 2007. The average interest rate on the Credit Agreement decreased by 298 basis points in 2008 compared to 2007, primarily reflecting the decrease in LIBOR rates in 2008 compared to 2007 as well as the reduction in applicable Credit Agreement interest rates charged to the Company that were amended in July 2007. Lower interest expense related to Credit Agreement borrowings was offset by higher interest expense totaling \$2.0 million in fiscal 2008 compared to the fiscal 2007 due to overall stock market value declines which impacted the deferred compensation plan investment values.

Income Tax

The Company's effective tax rate was 388.4% for the year ended January 31, 2009 as compared to 39.8% for the year ended February 2, 2008. The 2008 effective tax rate was primarily impacted by the non-deductible \$111.3 goodwill impairment charge and by non-deductible executive separation costs that increased income tax expense by \$2.5 million.

Liquidity and Capital Resources

The following discussion has been updated to reflect the adoption of the new accounting standard pertaining to accounting for convertible debt instruments that may be settled in cash upon conversion as discussed in Note 1 to the Consolidated Financial Statements included in Item 8 herein.

Our primary capital requirements are for working capital, capital improvements and to support expansion plans, as well as for various investments in store remodeling, store fixtures and ongoing infrastructure improvements.

The change in cash and cash equivalents is as follows:

	Fiscal Year Ended		
	January 30, 2010	January 31, 2009	February 2, 2008
Net cash provided by operating activities	\$ 401,329	\$ 159,811	\$ 262,834
Net cash used in investing activities	(108,629)	(144,194)	(435,296)
Net cash (used in) provided by financing activities	(142,034)	9,048	86,693
Effect of exchange rate changes on cash	108	(135)	134
Net increase (decrease) in cash and cash equivalents	<u>\$ 150,774</u>	<u>\$ 24,530</u>	<u>\$ (85,635)</u>

Operating Activities

Cash flow from operations is seasonal in our business. Typically, we use cash flow from operations to increase inventory in advance of peak selling seasons, with the pre-Christmas inventory increase being the largest. In the fourth quarter, inventory levels are reduced in connection with Christmas sales and this inventory reduction, combined with proportionately higher net income, typically produces significant positive cash flow.

Cash provided by operating activities increased by \$241.5 million in fiscal 2009 to \$401.3 million, primarily due to an increase in the change in assets and liabilities of \$216.3 million. Cash flows resulting from changes in inventory and accounts payable increased by \$119.0 million due primarily to the Company improving inventory turns in the current period and extending standard payment terms with its vendors. Additionally, the Company's efforts to reduce merchandise procurement closer to sales trends in the fourth quarter of fiscal 2008 favorably affected fiscal 2009 cash flows. The Company believes that maintaining inventory levels in a manner consistent with sales trends will help preserve capital and stabilize gross margins in fiscal 2010.

Lower income tax payments in 2009 improved operating cash flows by \$104.3 million compared to 2008. The decrease was primarily due to the timing of estimated tax payments, including the larger federal extension tax payment made in fiscal 2008

relating to fiscal 2007. The timing and amount of estimated and extension tax payments is significantly impacted by previous stock option exercises.

Investing Activities

Cash used in investing activities decreased by \$35.6 million to \$108.6 million as the Company implemented its plan to lower capital expenditures, net of deferred construction allowances and proceeds from sale leaseback transactions in fiscal 2009 compared to fiscal 2008.

The Company's gross capital expenditures totaled \$140.3 million during 2009, which related primarily to the opening of new stores, the conversion of Chick's stores, information systems and administrative and distribution facilities. The Company generated proceeds from the sale and leaseback of property and equipment totaling \$31.6 million during 2009.

During 2009, we opened 24 Dick's stores and one Golf Galaxy store, relocated one Dick's store, closed one Dick's store, converted the Golf Shop to a Golf Galaxy store and converted 12 Chick's Sporting Goods stores to Dick's Sporting Goods stores. During 2008, we opened 43 Dick's stores, ten Golf Galaxy stores, relocated one Dick's store and converted one Chick's Sporting Goods store to a Dick's Sporting Goods store. Sale-leaseback transactions covering store fixtures, buildings and information technology assets also have the effect of returning to the Company cash previously invested in these assets.

Financing Activities

Cash used in financing activities for 2009 totaled \$142.0 million, primarily reflecting the Company's repurchase of \$172.5 million of its senior unsecured convertible notes due 2024 ("Notes") from the holders of the Notes. The Company used availability under its Credit Agreement to fund the repurchase. Financing activities also consisted of proceeds from construction allowances received prior to the completion of construction for stores where the Company is deemed the owner during the construction period, payments on the Company's other debt obligations and capital leases, bank overdraft activity and transactions in the Company's common stock and the excess tax benefit from stock-based compensation. As stock option grants are exercised, the Company will continue to receive proceeds and a tax deduction; however, the amounts and the timing cannot be predicted.

On July 27, 2007, the Company entered into a Fourth Amendment to its Credit Agreement that, among other things, extended the maturity of the Credit Agreement from July 2008 to July 2012, increased the potential Aggregate Revolving Credit Commitment, as defined in the Credit Agreement, from \$350 million to a potential commitment of \$450 million and reduced certain applicable interest rates and fees charged under the Credit Agreement.

On November 19, 2008, the Company entered into an Eighth Amendment to its Credit Agreement, the effect of which was to increase the aggregate revolving loan commitment by \$90 million to a total of \$440 million. To effectuate this increase, Wells Fargo Retail Finance and U.S. Bancorp were added as lenders under the Credit Agreement. The increase was sought to provide additional capacity in light of the economic environment.

The Company's liquidity and capital needs have generally been met by cash from operating activities, the proceeds from the convertible notes and borrowings under the Credit Agreement, including up to \$75 million in the form of letters of credit. Borrowing availability under the Credit Agreement is generally limited to the lesser of 70% of the Company's eligible inventory or 85% of the Company's inventory's liquidation value, in each case net of specified reserves and less any letters of credit outstanding. Interest on outstanding indebtedness under the Credit Agreement currently accrues, at the Company's option, at a rate based on either (i) the prime corporate lending rate minus the applicable margin of 0.25% or (ii) the LIBOR rate plus the applicable margin of 0.75% to 1.50%. The applicable margins are based on the level of total borrowings during the prior three months. The Credit Agreement's term expires July 27, 2012.

There were no outstanding borrowings under the Credit Agreement as of January 30, 2010 or January 31, 2009. Total remaining borrowing capacity, after subtracting letters of credit as of January 30, 2010 and January 31, 2009 was \$424.4 million and \$417.5 million, respectively.

The Credit Agreement contains restrictions regarding the Company's and related subsidiaries' ability, among other things, to merge, consolidate or acquire non-subsidiary entities, to incur certain specified types of indebtedness or liens in excess of certain specified amounts, to pay cash dividends or make distributions on the Company's stock, to make certain investments or loans to other parties, or to engage in certain lending, borrowing or other commercial transactions with subsidiaries, affiliates or employees. Under the Credit Agreement, the Company may be obligated to maintain a fixed charge coverage ratio of not less than 1.0 to 1.0 in certain circumstances. The obligations of the Company under the Credit Agreement are secured by interests in substantially all of the Company's personal property excluding store and distribution center equipment and fixtures. As of January 30, 2010, the Company was in compliance with the terms of the Credit Agreement.

Cash flows generated by operations and funds available under the Company's Credit Agreement in 2010 will be used to satisfy our capital requirements through fiscal 2010. Normal capital requirements are expected to consist primarily of capital expenditures related to the addition of new stores, remodeling of existing stores, enhanced information technology and improved distribution infrastructure. Currently, the Company plans to open at least 24 new Dick's stores and approximately five new Golf Galaxy stores during fiscal 2010. The Company plans to lease all of its 2010 new stores. This level of store expansion is significantly lower than historical levels, but relatively consistent with 2009 and is largely driven by the current economic conditions. Other new business opportunities or store expansion rates substantially in excess of those presently planned may require additional funding. The Company currently anticipates receiving landlord allowances at two of its planned 2010 new stores totaling approximately \$4.8 million. The amount and timing of receipt of these allowances depend, among other things, upon the timing of new store construction and the ability of landlords to satisfy their contractual obligations.

In January 2010, the Company moved into its new corporate headquarters building. The building is leased by the Company and has a purchase option exercisable by the Company at various times beginning in March 2012. The project has been financed by the developer except for any project scope changes requested by the Company. The Company does not anticipate any material changes to the project scope and therefore does not anticipate any material cash requirements in 2010 related to the new corporate headquarters building.

The Company has created a capital appropriations committee to approve all capital expenditures in excess of certain amounts and to group and prioritize all capital projects between required, discretionary and strategic. While there can be no assurance that current expectations will be realized, the Company expects capital expenditures, net of deferred construction allowances and proceeds from sale leaseback transactions, to be approximately \$147 million in 2010.

The Company believes that cash flows generated from operations and funds available under our Credit Agreement will be sufficient to satisfy our capital requirements through fiscal 2010. Other new business opportunities or store expansion rates substantially in excess of those presently planned may require additional funding.

In February 2004, the Company completed a private offering of \$172.5 million issue price of its Notes. The Notes accrued interest at an annual rate of 2.375% of the issue price until February 18, 2009, after which time the Notes stopped paying cash interest, and instead the initial principal amount of the Notes began to accrete daily at an original issue discount rate of 2.625% per year, until maturity on February 18, 2024.

On February 18, 2009, certain holders of the Notes used their right (the "Put Right") to cause the Company to purchase the Notes held by them in cash at a price equal to the sum of the issuance price plus accrued original issue discount of such notes on the redemption date (\$676.25 per note), resulting in a payment of \$172.4 million.

Concurrently with the sale of the Notes, the Company purchased a bond hedge designed to mitigate the potential dilution to stockholders from the conversion of the Notes and sold a warrant exercisable for shares of the Company's common stock to the counterparty with whom the Company entered into the bond hedge. As described above, the Company repaid substantially all of the Notes on February 18, 2009, and repurchased the remaining Notes in March 2009. By their terms, the warrant and bond hedge concurrently expired and no longer had the ability to be exercised.

The Company used availability under its Credit Agreement to fund the amounts due as a result of the Put Rights and the repurchase of the remaining Notes outstanding in March 2009.

Off-Balance Sheet Arrangements

The Company's off-balance sheet contractual obligations and commercial commitments as of January 30, 2010 relate to operating lease obligations, future minimum guaranteed contractual payments and letters of credit. The Company has excluded these items from the balance sheet in accordance with generally accepted accounting principles. The Company does not believe that any of these arrangements have, or are reasonably likely to have, a material effect on our financial condition, revenues or expenses, results of operations, liquidity, capital expenditures, or resources.

Contractual Obligations and Other Commercial Commitments

The following table summarizes the Company's material contractual obligations, including both on and off-balance sheet arrangements in effect at January 30, 2010, and the timing and effect that such commitments are expected to have on the Company's liquidity and capital requirements in future periods:

	Payments Due by Period				
	Total	Less than 1 year	1-3 years	3-5 years	More than 5 years
(Dollars in thousands)					
Contractual obligations:					
Financing lease obligation (see Note 7), (a)	\$ 130,963	\$ —	\$130,963	\$ —	\$ —
Capital lease obligations (see Note 7)	10,384	857	1,902	1,651	5,974
Other long-term debt (see Note 7)	896	77	171	195	453
Interest payments	31,034	11,401	15,010	1,389	3,234
Operating lease obligations (see Note 8), (b)	3,357,140	370,512	725,049	686,247	1,575,332
Unrecognized tax benefits (c)	2,986	2,986	—	—	—
Naming rights, marketing, and other commitments (see Note 15)	113,224	29,614	42,039	6,498	35,073
Future minimum guaranteed contractual payments (see Note 15)	<u>78,484</u>	<u>10,790</u>	<u>27,050</u>	<u>11,212</u>	<u>29,432</u>
Total contractual obligations	<u>\$3,725,111</u>	<u>\$426,237</u>	<u>\$942,184</u>	<u>\$707,192</u>	<u>\$1,649,498</u>

- (a) Scheduled lease payments assume the exercise of the Company's purchase option for the new corporate headquarters in March 2012.
- (b) Amounts include the direct lease obligations, excluding any taxes, insurance and other related expenses.
- (c) Excludes \$9,792 of accrued liability for unrecognized tax benefits as we can not reasonably estimate the timing of settlement. These payments include interest and penalties.

The note references above are to the Notes to Consolidated Financial Statements included in Item 8 herein.

The following table summarizes the Company's other commercial commitments, including both on and off-balance sheet arrangements, in effect at January 30, 2010:

	Total	Less than 1 year
(Dollars in thousands)		
Other commercial commitments:		
Documentary letters of credit	\$ 385	\$ 385
Standby letters of credit	<u>15,225</u>	<u>15,225</u>
Total other commercial commitments	<u>\$15,610</u>	<u>\$15,610</u>

The Company expects to fund these commitments primarily with operating cash flows generated in the normal course of business.

Critical Accounting Policies and Use of Estimates

The Company's significant accounting policies are described in Note 1 of the Consolidated Financial Statements, which were prepared in accordance with accounting principles generally accepted in the United States of America. Critical accounting policies are those that the Company believes are both most important to the portrayal of the Company's financial condition and results of operations, and require the Company's most difficult, subjective or complex judgments, often as a result of the need to make estimates about the effect of matters that are inherently uncertain. Judgments and uncertainties affecting the application of those policies may result in materially different amounts being reported under different conditions or using different assumptions.

The Company considers the following policies to be the most critical in understanding the judgments that are involved in preparing its consolidated financial statements.

Inventory Valuation

The Company values inventory using the lower of weighted average cost or market method. Market price is generally based on the current selling price of the merchandise. The Company regularly reviews inventories to determine if the carrying value of the inventory exceeds market value and the Company records a reserve to reduce the carrying value to its market price, as necessary. Historically, the Company has rarely experienced significant occurrences of obsolescence or slow moving inventory. However, future changes, such as customer merchandise preference, unseasonable weather patterns, economic conditions or business trends could cause the Company's inventory to be exposed to obsolescence or slow moving merchandise.

Shrink expense is accrued as a percentage of merchandise sales based on historical shrink trends. The Company performs physical inventories at the stores and distribution centers throughout the year. The reserve for shrink represents an estimate for shrink for each of the Company's locations since the last physical inventory date through the reporting date. Estimates by location and in the aggregate are impacted by internal and external factors and may vary significantly from actual results.

Vendor Allowances

Vendor allowances include allowances, rebates and cooperative advertising funds received from vendors. These funds are determined for each fiscal year and the majority are based on various quantitative contract terms. Amounts expected to be received from vendors relating to the purchase of merchandise inventories are treated as a reduction of inventory and reduce cost of goods sold as the merchandise is sold. Amounts that represent a reimbursement of costs incurred, such as advertising, are recorded as a reduction to the related expense in the period that the related expense is incurred. The Company records an estimate of earned allowances based on the latest projected purchase volumes and advertising forecasts. On an annual basis at the end of the year, the Company confirms earned allowances with vendors to ensure the amounts are recorded in accordance with the terms of the contract.

Business Combinations

In accounting for business combinations, we allocate the purchase price of an acquired business to its identifiable assets and liabilities based on estimated fair values and the excess of the purchase price over the amount allocated to the assets and liabilities, if any, is recorded as goodwill. The determination of fair value involves the use of estimates and assumptions which we believe provides a reasonable basis for determining fair value. Accordingly, we typically engage outside appraisal firms to assist in the fair value determination of inventory, identifiable intangible assets such as trade names, and any other significant assets or liabilities.

Goodwill and Intangible Assets

Goodwill, indefinite-lived and other finite-lived intangible assets are tested for impairment on an annual basis. Additional impairment assessments may be performed on an interim basis if the Company deems it necessary. Our evaluation for impairment requires accounting judgments and financial estimates in determining the fair value of the reporting unit. If these judgments or estimates change in the future, we may be required to record impairment charges for these assets.

The goodwill impairment test is a two-step impairment test. In the first step, the Company compares the fair value of each reporting unit to its carrying value. The Company determines the fair value of its reporting units using a combination of a discounted cash flow and a market value approach. The Company's estimates may differ from actual results due to, among other things, economic conditions, changes to its business models, or changes in operating performance. Significant differences between these estimates and actual results could result in future impairment charges and could materially affect the Company's future financial results. If the fair value of the reporting unit exceeds the carrying value of the net assets assigned to that reporting unit, goodwill is not impaired and the Company is not required to perform further testing. If the carrying value of the net assets assigned to the reporting unit exceeds the fair value of the reporting unit, then the Company must perform the second step in order to determine the implied fair value of the reporting unit's goodwill and compare it to the carrying value of the reporting unit's goodwill. The activities in the second step include valuing the tangible and intangible assets and liabilities of the impaired reporting unit based on their fair value and determining the fair value of the impaired reporting unit's goodwill based upon the residual of the summed identified tangible and intangible assets and liabilities.

Intangible assets that have been determined to have indefinite lives are also not subject to amortization and are reviewed at least annually for potential impairment, or more frequently as mentioned above. The fair value of the Company's intangible assets are estimated and compared to their carrying value. The Company estimates the fair value of these intangible assets based on an income approach using the relief-from-royalty method. This methodology assumes that, in lieu of ownership, a third party would be willing to pay a royalty in order to exploit the related benefits of these types of assets. This approach is dependent on a

number of factors, including estimates of future growth and trends, royalty rates in the category of intellectual property, discount rates and other variables. The Company recognizes an impairment charge when the estimated fair value of the intangible asset is less than the carrying value.

Impairment of Long-Lived Assets and Closed Store Reserves

The Company reviews long-lived assets whenever events and circumstances indicate that the carrying value of these assets may not be recoverable based on estimated undiscounted future cash flows. Assets are reviewed at the lowest level for which cash flows can be identified, which is the store level. In determining future cash flows, significant estimates are made by the Company with respect to future operating results of each store over its remaining lease term. If such assets are considered to be impaired, the impairment to be recognized is measured by the amount by which the carrying amount of the assets exceeds the fair value of the assets.

Based on an analysis of current and future store performance, management periodically evaluates the need to close underperforming stores. Reserves are established when the Company ceases to use the location for the present value of any remaining operating lease obligations, net of estimated sublease income. If the timing or amount of actual sublease income differs from estimated amounts, this could result in an increase or decrease in the related reserves.

Self-Insurance

The Company is self-insured for certain losses related to health, workers' compensation and general liability insurance, although we maintain stop-loss coverage with third-party insurers to limit our liability exposure. Liabilities associated with these losses are estimated in part by considering historical claims experience, industry factors, severity factors and other actuarial assumptions.

Stock-Based Compensation

The Company accounts for stock-based compensation in accordance with fair value recognition provisions, under which the Company uses the Black-Scholes option-pricing model, which requires the input of assumptions. These assumptions include estimating the length of time employees will retain their vested stock options before exercising them ("expected term"), the estimated volatility of the Company's common stock price over the expected term and the number of options that will ultimately not complete their vesting requirements ("forfeitures"). Changes in the assumptions can materially affect the estimate of fair value of stock-based compensation and consequently, the related amount recognized in the Consolidated Statements of Operations.

Uncertain Tax Positions

We account for uncertain tax positions in accordance with generally accepted accounting principles, whereby the Company only recognizes the tax benefit from an uncertain tax position if it is more likely than not that the tax position will be sustained on examination by the taxing authorities. The application of income tax law is inherently complex. Laws and regulations in this area are voluminous and are often ambiguous. As such, we are required to make many subjective assumptions and judgments regarding our income tax exposures. Interpretations of and guidance surrounding income tax laws and regulations change over time. As such, changes in our subjective assumptions and judgments can materially affect amounts recognized in the Consolidated Balance Sheets and Statements of Operations.

ITEM 7A. QUANTITATIVE AND QUALITATIVE DISCLOSURES ABOUT MARKET RISK

Interest Rate Risk

The Company's net exposure to interest rate risk consists primarily of borrowings under the Credit Agreement. The Company's Credit Agreement bears interest at rates that are benchmarked either to U.S. short-term floating rate interest rates or one-month LIBOR rates, at the Company's election. There were no borrowings outstanding under the Credit Agreement as of January 30, 2010 and January 31, 2009. The impact on the Company's annual net income of a hypothetical one percentage point interest rate change on the average outstanding balances under the Credit Agreement would be approximately \$0.6 million based upon fiscal 2009 average borrowings.

Impact of Inflation

The Company does not believe that operating results have been materially affected by inflation during the preceding three fiscal years. There can be no assurance, however, that operating results will not be adversely affected by inflation in the future.

Tax Matters

Presently, the Company does not believe that there are any tax matters that could materially affect the consolidated financial statements.

Seasonality and Quarterly Results

The Company's business is subject to seasonal fluctuations. Significant portions of the Company's net sales and profits are realized during the fourth quarter of the Company's fiscal year, which is due in part to the holiday selling season and in part to sales of cold weather sporting goods and apparel. Any decrease in fiscal fourth quarter sales, whether because of a slow holiday selling season, unseasonable weather conditions or otherwise, could have a material adverse effect on our business, financial condition and operating results for the entire fiscal year.

ITEM 8. FINANCIAL STATEMENTS AND SUPPLEMENTARY DATA

The financial statements required to be filed hereunder are set forth on pages 45 through 71 of this report.

ITEM 9. CHANGES IN AND DISAGREEMENTS WITH ACCOUNTANTS ON ACCOUNTING AND FINANCIAL DISCLOSURE

None.

ITEM 9A. CONTROLS AND PROCEDURES

Disclosure Controls and Procedures

The Company carried out an evaluation, under the supervision and with the participation of the Company's management, including the chief executive officer and the chief financial officer, of the effectiveness of the design and operation of the disclosure controls and procedures, as defined in Rules 13a-15(e) and 15d-15(e) under the Securities Exchange Act of 1934, as amended (the "Exchange Act"). Based upon that evaluation, the Company's chief executive officer and chief financial officer concluded that the Company's disclosure controls and procedures are effective, as of the end of the period covered by this Report (January 30, 2010), in ensuring that material information relating to the Company, including its consolidated subsidiaries, required to be disclosed by the Company in reports that it files or submits under the Exchange Act is recorded, processed, summarized, and reported within the time periods specified in the SEC's rules and forms, and that it is accumulated and communicated to management, including our principal executive and financial officer, or persons performing similar functions, as appropriate to allow timely decisions regarding required disclosure. There were no changes in the Company's internal control over financial reporting during the quarter ended January 30, 2010, that have materially affected, or are reasonably likely to materially affect, the Company's internal control over financial reporting.

Report of Management on Internal Control over Financial Reporting

Our management is responsible for establishing and maintaining adequate internal control over financial reporting. Internal control over financial reporting is a process to provide reasonable assurance regarding the reliability of our financial reporting for external purposes in accordance with accounting principles generally accepted in the United States of America. Internal control over financial reporting includes maintaining records that in reasonable detail accurately and fairly reflect our transactions; providing reasonable assurance that transactions are recorded as necessary for preparation of our financial statements; providing reasonable assurance that receipts and expenditures of company assets are made in accordance with management authorization; and providing reasonable assurance that unauthorized acquisition, use or disposition of Company assets that could have a material effect on our financial statements would be prevented or detected on a timely basis. Because of its inherent limitations, internal control over financial reporting is not intended to provide absolute assurance that a misstatement of our financial statements would be prevented or detected.

Our management conducted an evaluation of the effectiveness of our internal control over financial reporting based on the framework and criteria established in *Internal Control — Integrated Framework*, issued by the Committee of Sponsoring Organizations of the Treadway Commission. This evaluation included review of the documentation of controls, evaluation of the design effectiveness of controls, testing of the operating effectiveness of controls and a conclusion on this evaluation. Based on this evaluation, management concluded that the Company's internal control over financial reporting was effective as of January 30, 2010.

Deloitte & Touche LLP, an independent registered public accounting firm, has issued an attestation report on the Company's internal control over financial reporting included on the following page of this document.

REPORT OF INDEPENDENT REGISTERED PUBLIC ACCOUNTING FIRM

To the Board of Directors and Stockholders of
Dick's Sporting Goods, Inc.
Pittsburgh, Pennsylvania

We have audited the internal control over financial reporting of Dick's Sporting Goods, Inc. and subsidiaries (the "Company") as of January 30, 2010, based on criteria established in *Internal Control — Integrated Framework* issued by the Committee of Sponsoring Organizations of the Treadway Commission. The Company's management is responsible for maintaining effective internal control over financial reporting and for its assessment of the effectiveness of internal control over financial reporting, included in the accompanying Report of Management on Internal Control over Financial Reporting. Our responsibility is to express an opinion on the Company's internal control over financial reporting based on our audit.

We conducted our audit in accordance with the standards of the Public Company Accounting Oversight Board (United States). Those standards require that we plan and perform the audit to obtain reasonable assurance about whether effective internal control over financial reporting was maintained in all material respects. Our audit included obtaining an understanding of internal control over financial reporting, assessing the risk that a material weakness exists, testing and evaluating the design and operating effectiveness of internal control based on the assessed risk, and performing such other procedures as we considered necessary in the circumstances. We believe that our audit provides a reasonable basis for our opinion.

A company's internal control over financial reporting is a process designed by, or under the supervision of, the company's principal executive and principal financial officers, or persons performing similar functions, and effected by the company's board of directors, management, and other personnel to provide reasonable assurance regarding the reliability of financial reporting and the preparation of financial statements for external purposes in accordance with generally accepted accounting principles. A company's internal control over financial reporting includes those policies and procedures that (1) pertain to the maintenance of records that, in reasonable detail, accurately and fairly reflect the transactions and dispositions of the assets of the company; (2) provide reasonable assurance that transactions are recorded as necessary to permit preparation of financial statements in accordance with generally accepted accounting principles, and that receipts and expenditures of the company are being made only in accordance with authorizations of management and directors of the company; and (3) provide reasonable assurance regarding prevention or timely detection of unauthorized acquisition, use, or disposition of the company's assets that could have a material effect on the financial statements.

Because of the inherent limitations of internal control over financial reporting, including the possibility of collusion or improper management override of controls, material misstatements due to error or fraud may not be prevented or detected on a timely basis. Also, projections of any evaluation of the effectiveness of the internal control over financial reporting to future periods are subject to the risk that the controls may become inadequate because of changes in conditions, or that the degree of compliance with the policies or procedures may deteriorate.

In our opinion, the Company maintained, in all material respects, effective internal control over financial reporting as of January 30, 2010, based on the criteria established in *Internal Control — Integrated Framework* issued by the Committee of Sponsoring Organizations of the Treadway Commission.

We have also audited, in accordance with the standards of the Public Company Accounting Oversight Board (United States), the consolidated financial statements as of and for the fiscal year ended January 30, 2010 of the Company and our report dated March 18, 2010 expressed an unqualified opinion on those financial statements.

/s/ Deloitte & Touche LLP

Pittsburgh, Pennsylvania
March 18, 2010

ITEM 9B. OTHER INFORMATION

None.

PART III

ITEM 10. DIRECTORS, EXECUTIVE OFFICERS AND CORPORATE GOVERNANCE

The information required by this Item other than the following information concerning the Company's code of ethics is included under Item 1 "Business — Executive Officers of the Company" in this Form 10-K, and is incorporated by reference to the information under the captions "Election of Directors — Directors Standing for Election", "Election of Directors — Other Directors Not Standing for Election at this Meeting", "Election of Directors — What committees has the Board established", "Election of Directors — How does the Board select nominees for the Board", "Election of Directors — Does the Company Have a Code of Ethics" and "Section 16(a) Beneficial Ownership Reporting Compliance" in the Company's 2010 Proxy Statement.

The Company adopted a Code of Business Conduct and Ethics applicable to its associates, officers and directors, which is a "code of ethics" as defined by applicable rules of the SEC. The Company has also adopted charters for its audit committee, compensation committee and governance and nominating committee, as well as corporate governance guidelines. The code of ethics, committee charters and corporate governance guidelines are publicly available on the Company's website at <http://www.dickssportinggoods.com>. If the Company makes any amendments to this code other than technical, administrative, or other non-substantive amendments, or grants any waivers, including implicit waivers, from a provision of this code applicable to the Company's principal executive officer, principal financial officer, principal accounting officer or controller or persons performing similar functions, the Company will disclose the nature of the amendment or waiver, its effective date and to whom it applies on its website or in a report on Form 8-K filed with the SEC.

ITEM 11. EXECUTIVE COMPENSATION

The information required by this Item is incorporated by reference to the information under the captions "Executive Compensation — Compensation Committee Report", "Executive Compensation — Compensation Discussion and Analysis", "Summary Compensation Table", "Grants of Plan-Based Awards", "Understanding Our Summary Compensation and Grants of Plan-Based Awards Tables", "Outstanding Equity Awards at Fiscal Year End", "Option Exercises and Stock Vested", "Nonqualified Deferred Compensation", "Potential Payments Upon Termination or Change-in-Control" and "Compensation Committee Interlocks and Insider Participation" in the Company's 2010 Proxy Statement.

ITEM 12. SECURITY OWNERSHIP OF CERTAIN BENEFICIAL OWNERS AND MANAGEMENT AND RELATED SHAREHOLDER MATTERS

Part of the information required by this Item is incorporated by reference to the information under the caption "Stock Ownership" in the Company's 2010 Proxy Statement. The following table summarizes information, as of January 30, 2010, relating to equity compensation plans of the Company pursuant to which grants of options, restricted stock, restricted stock units or other rights to acquire shares may be granted from time to time.

Equity Compensation Plan Information

<u>Plan Category</u>	<u>Number of Securities to be Issued Upon Exercise of Outstanding Options, Warrants and Rights (a)</u>	<u>Weighted Average Exercise Price of Outstanding Options, Warrants and Rights (b)</u>	<u>Number of Securities Remaining Available for Future Issuance Under Equity Compensation Plans (Excluding Securities Reflected in Column (a)) (c)</u>
Equity compensation plans approved by security holders (1) . . .	17,343,775(2)	\$15.73	12,087,103(2)
Equity compensation plans not approved by security holders . . .	—		—
Total	<u>17,343,775</u>		<u>12,087,103</u>

(1) Includes the 1992 Stock Plan, 2002 Stock Plan, Employee Stock Purchase Plan, Golf Galaxy, Inc. 1996 Stock Option and Incentive Plan and Golf Galaxy, Inc. 2004 Stock Incentive Plan.

- (2) Represents shares of common stock. Under the 2002 Stock Plan and the Employee Stock Purchase Plan, no options have been granted that are exercisable for Class B common stock.

ITEM 13. CERTAIN RELATIONSHIPS AND RELATED TRANSACTIONS, AND DIRECTOR INDEPENDENCE

The information required by this Item is incorporated by reference to the information under the caption "Certain Relationships and Transactions with Related Persons" and "How does the Board determine which directors are considered independent?" in the Company's 2010 Proxy Statement.

ITEM 14. PRINCIPAL ACCOUNTANT FEES AND SERVICES

The information required by this Item is incorporated by reference to the information under the caption "Audit and Non-Audit Fees and Independent Public Accountants" in the Company's 2010 Proxy Statement.

PART IV

ITEM 15. EXHIBITS AND FINANCIAL STATEMENT SCHEDULES

(a) The following documents are filed as part of this Form 10-K:

(1) Financial Statements. The Financial Statements required to be filed hereunder are listed in the Index to Consolidated Financial Statements on page 45 of this Form 10-K.

(2) Financial Statement Schedule. The consolidated financial statement schedule to be filed hereunder is included on page 74 of this Form 10-K.

(3) Exhibits. The Exhibits listed in the Index to Exhibits, which appears on pages 75 to 79 and is incorporated herein by reference, are filed as part of this Form 10-K. Certain Exhibits are incorporated by reference from documents previously filed by the Company with the SEC pursuant to Rule 12b-32 under the Securities Exchange Act of 1934, as amended.

INDEX TO CONSOLIDATED FINANCIAL STATEMENTS

	<u>Page</u>
Report of Independent Registered Public Accounting Firm	60
Consolidated Statements of Operations for the Fiscal Years Ended January 30, 2010, January 31, 2009 and February 2, 2008	61
Consolidated Balance Sheets as of January 30, 2010 and January 31, 2009	62
Consolidated Statements of Comprehensive Income (Loss) for the Fiscal Years Ended January 30, 2010, January 31, 2009 and February 2, 2008	63
Consolidated Statements of Changes in Stockholders' Equity for the Fiscal Years Ended January 30, 2010, January 31, 2009 and February 2, 2008	64
Consolidated Statements of Cash Flows for the Fiscal Years Ended January 30, 2010, January 31, 2009 and February 2, 2008	65
Notes to Consolidated Financial Statements for the Fiscal Years Ended January 30, 2010, January 31, 2009 and February 2, 2008	66-85

REPORT OF INDEPENDENT REGISTERED PUBLIC ACCOUNTING FIRM

To the Board of Directors and Stockholders of
Dick's Sporting Goods, Inc.
Pittsburgh, Pennsylvania

We have audited the accompanying consolidated balance sheets of Dick's Sporting Goods, Inc. and subsidiaries (the "Company") as of January 30, 2010 and January 31, 2009, and the related consolidated statements of operations, stockholders' equity, comprehensive income (loss), and cash flows for each of the three fiscal years in the period ended January 30, 2010. These financial statements are the responsibility of the Company's management. Our responsibility is to express an opinion on these financial statements based on our audits.

We conducted our audits in accordance with the standards of the Public Company Accounting Oversight Board (United States). Those standards require that we plan and perform the audit to obtain reasonable assurance about whether the financial statements are free of material misstatement. An audit includes examining, on a test basis, evidence supporting the amounts and disclosures in the financial statements. An audit also includes assessing the accounting principles used and significant estimates made by management, as well as evaluating the overall financial statement presentation. We believe that our audits provide a reasonable basis for our opinion.

In our opinion, such consolidated financial statements present fairly, in all material respects, the financial position of Dick's Sporting Goods, Inc. and subsidiaries as of January 30, 2010 and January 31, 2009, and the results of their operations and their cash flows for each of the three fiscal years in the period ended January 30, 2010, in conformity with accounting principles generally accepted in the United States of America.

We have also audited, in accordance with the standards of the Public Company Accounting Oversight Board (United States), the Company's internal control over financial reporting as of January 30, 2010, based on the criteria established in *Internal Control — Integrated Framework* issued by the Committee of Sponsoring Organizations of the Treadway Commission and our report dated March 18, 2010 expressed as an unqualified opinion on the Company's internal control over financial reporting.

/s/ Deloitte & Touche LLP

Pittsburgh, Pennsylvania
March 18, 2010

DICK'S SPORTING GOODS, INC. AND SUBSIDIARIES
CONSOLIDATED STATEMENTS OF OPERATIONS
(Amounts in thousands, except per share data)

	Fiscal Year Ended		
	January 30, 2010	January 31, 2009	February 2, 2008
		(As adjusted, see Note 1)	(As adjusted, see Note 1)
Net sales	\$4,412,835	\$4,130,128	\$3,888,422
Cost of goods sold, including occupancy and distribution costs	3,195,899	2,946,079	2,730,359
GROSS PROFIT	1,216,936	1,184,049	1,158,063
Selling, general and administrative expenses	972,025	928,170	870,415
Impairment of goodwill and other intangible assets	—	164,255	—
Impairment of store assets	—	29,095	—
Merger and integration costs	10,113	15,877	—
Pre-opening expenses	9,227	16,272	18,831
INCOME FROM OPERATIONS	225,571	30,380	268,817
Gain on sale of asset	—	(2,356)	—
Interest expense, net	2,395	18,915	18,740
INCOME BEFORE INCOME TAXES	223,176	13,821	250,077
Provision for income taxes	87,817	53,686	99,511
NET INCOME (LOSS)	\$ 135,359	\$ (39,865)	\$ 150,566
EARNINGS (LOSS) PER COMMON SHARE:			
Basic	\$ 1.20	\$ (0.36)	\$ 1.38
Diluted	\$ 1.15	\$ (0.36)	\$ 1.29
WEIGHTED AVERAGE COMMON SHARES OUTSTANDING:			
Basic	113,184	111,662	109,383
Diluted	117,955	111,662	116,504

See notes to consolidated financial statements.

DICK'S SPORTING GOODS, INC. AND SUBSIDIARIES
CONSOLIDATED BALANCE SHEETS
(Dollars in thousands, except share and per share data)

	<u>January 30, 2010</u>	<u>January 31, 2009</u> <small>(As adjusted, see Note 1)</small>
ASSETS		
CURRENT ASSETS:		
Cash and cash equivalents	\$ 225,611	\$ 74,837
Accounts receivable, net	35,435	57,803
Income tax receivable	8,420	5,638
Inventories, net	895,776	854,771
Prepaid expenses and other current assets	57,119	46,194
Deferred income taxes	—	10,621
Total current assets	<u>1,222,361</u>	<u>1,049,864</u>
PROPERTY AND EQUIPMENT, NET	662,304	515,982
CONSTRUCTION IN PROGRESS — LEASED FACILITIES	—	52,054
INTANGIBLE ASSETS, NET	47,557	46,846
GOODWILL	200,594	200,594
OTHER ASSETS:		
Deferred income taxes	66,089	67,709
Investments	10,880	2,629
Other	35,548	26,168
Total other assets	<u>112,517</u>	<u>96,506</u>
TOTAL ASSETS	<u><u>\$2,245,333</u></u>	<u><u>\$1,961,846</u></u>
LIABILITIES AND STOCKHOLDERS' EQUITY		
CURRENT LIABILITIES:		
Accounts payable	\$ 431,366	\$ 299,113
Accrued expenses	246,414	208,286
Deferred revenue and other liabilities	108,230	102,866
Income taxes payable	8,687	2,252
Current portion of other long-term debt and leasing obligations	978	606
Total current liabilities	<u>795,675</u>	<u>613,123</u>
LONG-TERM LIABILITIES:		
Senior convertible notes	—	172,179
Revolving credit borrowings	—	—
Other long-term debt and leasing obligations	141,265	8,758
Non-cash obligations for construction in progress — leased facilities	—	52,054
Deferred revenue and other liabilities	225,166	222,155
Total long-term liabilities	<u>366,431</u>	<u>455,146</u>
COMMITMENTS AND CONTINGENCIES:		
STOCKHOLDERS' EQUITY:		
Preferred stock, par value \$0.01 per share, authorized shares 5,000,000; none issued and outstanding	—	—
Common stock, par value \$0.01 per share, authorized shares 200,000,000; issued and outstanding shares 89,772,740 and 87,087,161, at January 30, 2010 and January 31, 2009, respectively	898	871
Class B common stock, par value, \$0.01 per share, authorized shares 40,000,000; issued and outstanding shares 25,035,870 and 25,251,554, at January 30, 2010 and January 31, 2009, respectively	250	253
Additional paid-in capital	526,715	477,919
Retained earnings	548,391	413,032
Accumulated other comprehensive income	6,973	1,502
Total stockholders' equity	<u>1,083,227</u>	<u>893,577</u>
TOTAL LIABILITIES AND STOCKHOLDERS' EQUITY	<u><u>\$2,245,333</u></u>	<u><u>\$1,961,846</u></u>

See notes to consolidated financial statements.

DICK'S SPORTING GOODS, INC. AND SUBSIDIARIES
CONSOLIDATED STATEMENTS OF COMPREHENSIVE INCOME (LOSS)
(Dollars in thousands)

	Fiscal Year Ended		
	January 30, 2010	January 31, 2009	February 2, 2008
		(As adjusted, see Note 1)	(As adjusted, see Note 1)
NET INCOME (LOSS)	\$135,359	\$(39,865)	\$150,566
OTHER COMPREHENSIVE INCOME (LOSS)			
Unrealized gain (loss) on securities available-for-sale, net of tax	5,363	(375)	78
Foreign currency translation adjustment, net of tax	108	(135)	134
COMPREHENSIVE INCOME (LOSS)	<u>\$140,830</u>	<u>\$(40,375)</u>	<u>\$150,778</u>

See notes to consolidated financial statements.

DICK'S SPORTING GOODS, INC. AND SUBSIDIARIES
CONSOLIDATED STATEMENTS OF CHANGES IN STOCKHOLDERS' EQUITY
(Dollars in thousands)

	Common Stock		Class B Common Stock		Additional Paid-In Capital	Retained Earnings	Accumulated Other Comprehensive Income	Total
	Shares	Dollars	Shares	Dollars				
BALANCE, February 3, 2007 (as adjusted, see Note 1)	79,382,554	\$794	26,787,680	\$268	\$326,906	\$303,846	\$1,800	\$ 633,614
Cumulative effect of adoption of uncertain tax positions	—	—	—	—	—	(1,515)	—	(1,515)
ADJUSTED BALANCE, February 3, 2007	79,382,554	\$794	26,787,680	\$268	\$326,906	\$302,331	\$1,800	\$ 632,099
Exchange of Class B common stock for common stock	480,200	5	(480,200)	(5)	—	—	—	—
Stock options issued for acquisition	—	—	—	—	9,117	—	—	9,117
Sale of common stock under stock plan	204,955	2	—	—	4,505	—	—	4,507
Exercise of stock options	4,769,933	47	—	—	30,212	—	—	30,259
Net income	—	—	—	—	—	150,566	—	150,566
Stock-based compensation	—	—	—	—	29,039	—	—	29,039
Total tax benefit from exercise of stock options	—	—	—	—	38,504	—	—	38,504
Foreign currency translation adjustment, net of taxes of \$87	—	—	—	—	—	—	134	134
Unrealized gain on securities available-for-sale, net of taxes of \$46	—	—	—	—	—	—	78	78
BALANCE, February 2, 2008	84,837,642	\$848	26,307,480	\$263	\$438,283	\$452,897	\$2,012	\$ 894,303
Exchange of Class B common stock for common stock	1,055,926	10	(1,055,926)	(10)	—	—	—	—
Sale of common stock under stock plan	380,438	4	—	—	5,170	—	—	5,174
Exercise of stock options	686,905	7	—	—	7,313	—	—	7,320
Restricted stock vested	150,000	2	—	—	(2)	—	—	—
Repurchase of common stock	(23,750)	—	—	—	(386)	—	—	(386)
Net loss	—	—	—	—	—	(39,865)	—	(39,865)
Stock-based compensation	—	—	—	—	25,600	—	—	25,600
Total tax benefit from exercise of stock options	—	—	—	—	1,941	—	—	1,941
Foreign currency translation adjustment, net of taxes of \$83	—	—	—	—	—	—	(135)	(135)
Unrealized loss on securities available-for-sale, net of taxes of \$221	—	—	—	—	—	—	(375)	(375)
BALANCE, January 31, 2009	87,087,161	\$871	25,251,554	\$253	\$477,919	\$413,032	\$1,502	\$ 893,577
Exchange of Class B common stock for common stock	215,684	3	(215,684)	(3)	—	—	—	—
Sale of common stock under stock plan	99,999	1	—	—	1,198	—	—	1,199
Exercise of stock options	2,369,896	23	—	—	9,352	—	—	9,375
Net income	—	—	—	—	—	135,359	—	135,359
Stock-based compensation	—	—	—	—	21,314	—	—	21,314
Total tax benefit from exercise of stock options	—	—	—	—	16,932	—	—	16,932
Foreign currency translation adjustment, net of taxes of \$67	—	—	—	—	—	—	108	108
Unrealized gain on securities available-for-sale, net of taxes of \$2,888	—	—	—	—	—	—	5,363	5,363
BALANCE, January 30, 2010	89,772,740	\$898	25,035,870	\$250	\$526,715	\$548,391	\$6,973	\$1,083,227

See notes to consolidated financial statements.

DICK'S SPORTING GOODS, INC. AND SUBSIDIARIES
CONSOLIDATED STATEMENTS OF CASH FLOWS
(Dollars in thousands)

	Fiscal Year Ended		
	January 30, 2010	January 31, 2009	February 2, 2008
		(As adjusted, see Note 1)	(As adjusted, see Note 1)
CASH FLOWS FROM OPERATING ACTIVITIES:			
Net income (loss)	\$ 135,359	\$ (39,865)	\$ 150,566
Adjustments to reconcile net income (loss) to net cash provided by operating activities:			
Depreciation and amortization	100,948	90,732	75,052
Impairment of goodwill and other intangible assets	—	164,255	—
Impairment of store assets	—	29,095	—
Amortization of discount on convertible notes	321	7,557	7,054
Deferred income taxes	9,151	(45,906)	(32,696)
Stock based compensation	21,314	25,600	29,039
Excess tax benefit from stock-based compensation	(16,041)	(1,786)	(34,918)
Tax benefit from exercise of stock options	1,276	369	5,396
Other non-cash items	1,588	1,016	1,016
Gain on sale of asset	—	(2,356)	—
Changes in assets and liabilities, net of acquired assets and liabilities:			
Accounts receivable	6,823	3,090	(10,982)
Inventories	(41,005)	29,581	(127,027)
Prepaid expenses and other assets	(24,996)	(10,868)	(4,581)
Accounts payable	132,858	(56,709)	12,337
Accrued expenses	33,785	(7,881)	25,916
Income taxes payable / receivable	19,658	(63,254)	114,537
Deferred construction allowances	9,046	19,452	22,256
Deferred revenue and other liabilities	11,244	17,689	29,869
Net cash provided by operating activities	<u>401,329</u>	<u>159,811</u>	<u>262,834</u>
CASH FLOWS USED IN INVESTING ACTIVITIES:			
Capital expenditures	(140,269)	(191,423)	(172,366)
Purchase of corporate aircraft	—	(25,107)	—
Proceeds from sale of corporate aircraft	—	27,463	—
Proceeds from sale-leaseback transactions	31,640	44,873	28,440
Payment for the purchase of Golf Galaxy, net of \$4,859 cash acquired	—	—	(222,170)
Payment for the purchase of Chick's Sporting Goods	—	—	(69,200)
Net cash used in investing activities	<u>(108,629)</u>	<u>(144,194)</u>	<u>(435,296)</u>
CASH FLOWS FROM FINANCING ACTIVITIES:			
Revolving credit (payments) borrowings, net	—	—	—
Repayment of convertible notes	(172,500)	—	—
Construction allowance receipts	7,022	11,874	13,282
Payments on long-term debt and leasing obligations	(2,566)	(6,793)	(1,058)
Proceeds from sale of common stock under employee stock purchase plan	1,199	5,174	4,507
Proceeds from exercise of stock options	9,375	7,320	30,259
Excess tax benefit from stock-based compensation	16,041	1,786	34,918
Repurchase of common stock	—	(386)	—
(Decrease) increase in bank overdraft	(605)	(9,927)	4,785
Net cash (used in) provided by financing activities	<u>(142,034)</u>	<u>9,048</u>	<u>86,693</u>
EFFECT OF EXCHANGE RATE CHANGES ON CASH AND CASH EQUIVALENTS	108	(135)	134
NET INCREASE (DECREASE) IN CASH AND CASH EQUIVALENTS	150,774	24,530	(85,635)
CASH AND CASH EQUIVALENTS, BEGINNING OF PERIOD	74,837	50,307	135,942
CASH AND CASH EQUIVALENTS, END OF PERIOD	<u>\$ 225,611</u>	<u>\$ 74,837</u>	<u>\$ 50,307</u>
Supplemental disclosure of cash flow information:			
Construction in progress — leased facilities	\$ (52,054)	\$ 28,310	\$ 10,657
Accrued property and equipment	\$ (1,656)	\$ (18,986)	\$ (6,928)
Cash paid during the year for interest	\$ 4,501	\$ 8,021	\$ 12,314
Cash paid during the year for income taxes	\$ 63,378	\$ 167,721	\$ 17,832

See notes to consolidated financial statements.

DICK'S SPORTING GOODS, INC. AND SUBSIDIARIES

NOTES TO CONSOLIDATED FINANCIAL STATEMENTS

1. Basis of Presentation and Summary of Significant Accounting Policies

Operations — Dick's Sporting Goods, Inc. (together with its subsidiaries, the "Company") is a specialty retailer selling sporting goods, footwear and apparel through its 510 stores, the majority of which are located throughout the eastern half of the United States. On February 13, 2007, the Company acquired Golf Galaxy, Inc. ("Golf Galaxy") by means of merger of our wholly-owned subsidiary with and into Golf Galaxy. On November 30, 2007, the Company acquired all of the outstanding stock of Chick's Sporting Goods, Inc. ("Chick's"). The Consolidated Statements of Operations include the operations of Golf Galaxy and Chick's from their respective dates of acquisition forward.

Fiscal Year — The Company's fiscal year ends on the Saturday closest to the end of January. Fiscal years 2009, 2008 and 2007 ended on January 30, 2010, January 31, 2009 and February 2, 2008, respectively. All fiscal years presented include 52 weeks of operations.

Principles of Consolidation — The consolidated financial statements include Dick's Sporting Goods, Inc. and its wholly-owned subsidiaries. All intercompany accounts and transactions have been eliminated in consolidation.

Accounting Standards Codification — On July 1, 2009, the Financial Accounting Standards Board ("FASB") implemented the FASB accounting standards codification ("ASC") and hierarchy of generally accepted accounting principles as the sole source of authoritative accounting principles generally accepted in the United States of America ("GAAP"). The FASB will no longer issue new standards in the form of Statements, FASB Staff Positions, or Emerging Issues Task Force Abstracts; instead the FASB will issue Accounting Standards Updates ("ASU's"). ASU's will not be authoritative in their own right as they will only serve to update the Codification. These changes and the Codification itself do not change GAAP. Pursuant to these provisions, the Company has eliminated its references to the former GAAP authoritative pronouncements in its consolidated financial statements issued subsequent to September 30, 2009. As the FASB's codification was not intended to change existing authoritative guidance, this referencing methodology has not had and will not have any impact on the Company's consolidated financial statements.

Convertible Notes — Effective February 1, 2009, the Company adopted a new standard pertaining to accounting for convertible debt instruments that may be settled in cash upon conversion. Under this guidance, cash settled convertible securities are separated into their debt and equity components. The value assigned to the debt component is the estimated fair value, as of the issuance date, of a similar debt instrument without the conversion feature, and the difference between the proceeds for the convertible debt and the amount reflected as a debt liability is then recorded as additional paid-in capital. As a result, the debt is effectively recorded at a discount reflecting its below market coupon interest rate. The debt is subsequently accreted to its par value over its expected life, with the rate of interest that reflects the market rate at issuance being reflected in the Consolidated Statements of Operations. The retroactive application of this guidance to the Company's senior unsecured convertible notes resulted in the recognition of additional pre-tax non-cash interest expense for fiscal 2008 and 2007 of \$8.0 million and \$7.5 million, or \$0.04 per diluted share for each period, respectively. Prior period information presented in this Form 10-K has been restated for the adoption of this standard, where required.

The following table sets forth the effect of the retrospective application of the new standard on certain previously reported line items (dollars in thousands):

	Fiscal 2008			Fiscal 2007		
	As previously reported	Adjustment	As adjusted	As previously reported	Adjustment	As adjusted
Consolidated Statements of Operations						
Interest expense	\$ 10,963	\$ 7,952	\$ 18,915	\$ 11,290	\$ 7,450	\$ 18,740
Provision for income taxes	56,867	(3,181)	53,686	102,491	(2,980)	99,511
Net (loss) income	(35,094)	(4,771)	(39,865)	155,036	(4,470)	150,566

DICK'S SPORTING GOODS, INC. AND SUBSIDIARIES
NOTES TO CONSOLIDATED FINANCIAL STATEMENTS — (Continued)

	January 31, 2009		
	As previously reported	Adjustment	As adjusted
Consolidated Balance Sheets:			
Other assets	\$ 30,846	\$ (4,678)	\$ 26,168
Accrued expenses	209,866	(1,580)	208,286
Income taxes payable	3,024	(772)	2,252
Senior convertible notes	172,500	(321)	172,179
Additional paid-in capital	459,076	18,843	477,919
Retained earnings	433,880	(20,848)	413,032

The impact of adoption of this guidance on retained earnings as of February 3, 2007 was \$11.6 million.

The debt and equity components recognized for the Company's convertible notes as of January 31, 2009 were as follows:

Principal amount of convertible notes	\$172,500
Unamortized discount (1)	<u>321</u>
Net carrying amount	172,179
Additional paid-in capital	33,175

(1) Remaining recognition period of 0.5 months as of January 31, 2009

The amount of interest expense recognized and the effective interest rate for the Company's convertible notes were as follows:

	Fiscal Year Ended		
	2009	2008	2007
Contractual coupon interest	\$171	\$ 4,097	\$ 4,097
Amortization of discount on convertible notes	<u>321</u>	<u>7,557</u>	<u>7,054</u>
Interest expense	\$492	\$11,654	\$11,151
Effective interest rate	7%	7%	7%

Use of Estimates in the Preparation of Financial Statements — The preparation of financial statements in conformity with GAAP requires management to make estimates and assumptions that affect the reported amounts of assets and liabilities and disclosure of contingent assets and liabilities at the date of the financial statements and the reported amounts of revenues and expenses during the reporting period. Actual results could differ from those estimates.

Cash and Cash Equivalents — Cash and cash equivalents consist of cash on hand and all highly liquid instruments purchased with a maturity of three months or less at the date of purchase. Interest income was \$2.1 million, \$0.1 million and \$1.6 million for fiscal 2009, 2008 and 2007, respectively.

Cash Management — The Company's cash management system provides for the reimbursement of all major bank disbursement accounts on a daily basis. Accounts payable at January 30, 2010 and January 31, 2009 include \$74.2 million and \$74.8 million, respectively, of checks drawn in excess of cash balances not yet presented for payment.

Accounts Receivable — Accounts receivable consists principally of amounts receivable from vendors and landlords. The allowance for doubtful accounts totaled \$4.2 million and \$3.3 million, as of January 30, 2010 and January 31, 2009, respectively.

Inventories — Inventories are stated at the lower of weighted average cost or market. Inventory cost consists of the direct cost of merchandise including freight. Inventories are net of shrinkage, obsolescence, other valuations and vendor allowances totaling \$76.0 million and \$78.0 million at January 30, 2010 and January 31, 2009, respectively.

DICK'S SPORTING GOODS, INC. AND SUBSIDIARIES

NOTES TO CONSOLIDATED FINANCIAL STATEMENTS — (Continued)

Property and Equipment — Property and equipment are recorded at cost and include capitalized leases. For financial reporting purposes, depreciation and amortization are computed using the straight-line method over the following estimated useful lives:

Buildings	40 years
Leasehold improvements	10-25 years
Furniture, fixtures and equipment	3-7 years
Vehicles	5 years

For leasehold improvements and property and equipment under capital lease agreements, depreciation and amortization are calculated using the straight-line method over the shorter of the estimated useful lives of the assets or the lease term.

Depreciation expense was \$99.4 million, \$90.9 million and \$75.2 million for fiscal 2009, 2008 and 2007, respectively.

Renewals and betterments are capitalized and repairs and maintenance are expensed as incurred.

Impairment of Long-Lived Assets and Costs Associated with Exit Activities — The Company evaluates its long-lived assets to assess whether the carrying values have been impaired whenever events and circumstances indicate that the carrying value of these assets may not be recoverable based on estimated undiscounted future cash flows. An impairment loss is recognized when the estimated undiscounted cash flows expected to result from the use of the asset plus eventual net proceeds expected from disposition of the asset (if any) are less than the carrying value of the asset. When an impairment loss is recognized, the carrying amount of the asset is reduced to its estimated fair value as determined based on quoted market prices or through the use of other valuation techniques.

A liability is recognized for costs associated with location closings, primarily future lease costs (net of estimated sublease income), and is charged to income when the Company ceases to use the location.

Goodwill and Intangible Assets — Goodwill represents the excess of acquisition cost over the fair value of the net assets of acquired entities. The Company assesses the carrying value of goodwill and other intangible assets annually or whenever circumstances indicate that a decline in value may have occurred, utilizing a fair value approach at the reporting unit level. A reporting unit is the operating segment, or a business unit one level below that operating segment, for which discrete financial information is prepared and regularly reviewed by segment management. Finite-lived intangible assets are amortized over their estimated useful economic lives and are reviewed for impairment when factors indicate that an impairment may have occurred.

The goodwill impairment test is a two-step impairment test. In the first step, the Company compares the fair value of each reporting unit to its carrying value. The Company determines the fair value of its reporting units using a combination of a discounted cash flow and a market value approach. If the fair value of the reporting unit exceeds the carrying value of the net assets assigned to that reporting unit, goodwill is not impaired and the Company is not required to perform further testing. If the carrying value of the net assets assigned to the reporting unit exceeds the fair value of the reporting unit, then the Company must perform the second step in order to determine the implied fair value of the reporting unit's goodwill and compare it to the carrying value of the reporting unit's goodwill. The activities in the second step include valuing the tangible and intangible assets and liabilities of the impaired reporting unit based on their fair value and determining the fair value of the impaired reporting unit's goodwill based upon the residual of the summed identified tangible and intangible assets and liabilities.

Intangible assets that have been determined to have indefinite lives are also not subject to amortization and are reviewed at least annually for potential impairment, as mentioned above. The fair value of the Company's intangible assets are estimated and compared to their carrying value. The Company estimates the fair value of these intangible assets based on an income approach using the relief-from-royalty method. This methodology assumes that, in lieu of ownership, a third party would be willing to pay a royalty in order to exploit the related benefits of these types of assets. This approach is dependent on a number of factors, including estimates of future growth and trends, royalty rates in the category of intellectual property, discount rates and other variables. The Company recognizes an impairment charge when the estimated fair value of the intangible asset is less than the carrying value.

Investments — Investments consist of shares of unregistered common stock of GSI Commerce, Inc. ("GSI") and is carried at fair value within other assets, based upon the publicly quoted equity price of GSI's stock. Unrealized holding gains and losses on the stock are included in other comprehensive income and are shown as a component of stockholders' equity as of the end of each fiscal year (see Note 13). Gross unrealized holding gains at January 30, 2010 and January 31, 2009 were \$10.6 million and \$2.4 million, respectively.

DICK'S SPORTING GOODS, INC. AND SUBSIDIARIES
NOTES TO CONSOLIDATED FINANCIAL STATEMENTS — (Continued)

Deferred Revenue and Other Liabilities — Deferred revenue and other liabilities is primarily comprised of gift cards, deferred rent, which represents the difference between rent paid and the amounts expensed for operating leases, deferred liabilities related to construction allowances and liabilities for future rent payments for closed store locations. Deferred liabilities related to construction allowances, net of related amortization, was \$103.8 million at January 30, 2010 and \$105.6 million at January 31, 2009. Deferred revenue related to gift cards at January 30, 2010 and January 31, 2009 was \$95.0 million and \$91.6 million, respectively. Deferred rent, including deferred pre-opening rent, at January 30, 2010 and January 31, 2009 was \$49.1 million and \$42.9 million, respectively.

Self-Insurance — The Company is self-insured for certain losses related to health, workers' compensation and general liability insurance, although we maintain stop-loss coverage with third-party insurers to limit our liability exposure. Liabilities associated with these losses are estimated in part by considering historical claims experience, industry factors, severity factors and other actuarial assumptions.

Pre-opening Expenses — Pre-opening expenses, which consist primarily of rent, marketing, payroll and recruiting costs, are expensed as incurred.

Merger and Integration Costs — The Company recorded \$10.1 million of merger and integration costs during 2009. These costs relate to the integration of Chick's operations and include duplicative administrative costs, management, advertising and severance expenses associated with the conversions from Chick's stores to Dick's stores. The Company recorded \$15.9 million of merger and integration costs during 2008. These costs related to the integration of Golf Galaxy and Chick's and included duplicative administrative costs, severance and system conversion costs related to the operational consolidation of Golf Galaxy and Chick's with Dick's pre-existing business. In addition, the Company recorded \$2.5 million in the provision for income taxes reflecting the tax impact of non-deductible executive separation costs resulting from the departure of certain executive officers of Golf Galaxy during July 2008.

Earnings Per Share — The computation of basic earnings per share is based on the weighted average number of shares outstanding during the period. The computation of diluted earnings per share is based on the weighted average number of shares outstanding plus the incremental shares that would be outstanding assuming the exercise of dilutive stock options and warrants, calculated by applying the treasury stock method.

Stock-Based Compensation — The Company has the availability to grant stock options to purchase common stock under Dick's Sporting Goods, Inc. Amended and Restated 2002 Stock and Incentive Plan and the Golf Galaxy, Inc. 2004 Incentive Plan (the "Plans"). The Company also has an employee stock purchase plan ("ESPP") which provides for eligible employees to purchase shares of the Company's common stock (see Note 9).

Income Taxes — The Company utilizes the asset and liability method of accounting for income taxes in which deferred income taxes for temporary differences between the amounts reported for assets and liabilities for financial statement purposes and for income tax reporting purposes, using enacted tax rates in effect in the years in which the differences are expected to reverse.

On February 4, 2007, we adopted amendments to ASC 740, *Income Taxes*, regarding the Company's accounting for uncertain tax positions. As a result, the Company recognized no material adjustment in the liability for unrecognized income tax benefits. At the adoption date of February 4, 2007, the Company recorded a decrease to retained earnings of \$1.5 million.

Revenue Recognition — Revenue from retail sales is recognized at the point of sale, net of sales tax. A provision for anticipated merchandise returns is provided through a reduction of sales and cost of sales in the period that the related sales are recorded. Revenue from gift cards and returned merchandise credits (collectively the "cards") are deferred and recognized upon the redemption of the cards. These cards have no expiration date. Income from unredeemed cards is recognized in the Consolidated Statements of Operations in selling, general and administrative expenses at the point at which redemption becomes remote. The Company performs an evaluation of the aging of the unredeemed cards, based on the elapsed time from the date of original issuance, to determine when redemption is remote.

Cost of Goods Sold — Cost of goods sold includes the cost of merchandise, inventory shrinkage and obsolescence, freight, distribution and store occupancy costs. Occupancy costs include rent, common area maintenance charges, real estate and other asset based taxes, general maintenance, utilities, depreciation, fixture lease expenses and certain insurance expenses.

DICK'S SPORTING GOODS, INC. AND SUBSIDIARIES

NOTES TO CONSOLIDATED FINANCIAL STATEMENTS — (Continued)

Selling, General and Administrative Expense — Selling, general and administrative expenses include store and field support payroll and fringe benefits, advertising, bank card charges, information systems, marketing, legal, accounting, other store expenses and all expenses associated with operating the Company's corporate headquarters.

Advertising Costs — Production costs of advertising and the costs to run the advertisements are expensed the first time the advertisement takes place. Advertising expense, net of cooperative advertising was \$160.1 million, \$154.3 million and \$152.4 million for fiscal 2009, 2008 and 2007, respectively.

Vendor Allowances — Vendor allowances include allowances, rebates and cooperative advertising funds received from vendors. These funds are determined for each fiscal year and the majority are based on various quantitative contract terms. Amounts expected to be received from vendors relating to the purchase of merchandise inventories are recognized as a reduction of cost of goods sold as the merchandise is sold. Amounts that represent a reimbursement of costs incurred, such as advertising, are recorded as a reduction to the related expense in the period that the related expense is incurred. The Company records an estimate of earned allowances based on the latest projected purchase volumes and advertising forecasts. On an annual basis at the end of the fiscal year, the Company confirms earned allowances with vendors to determine that the amounts are recorded in accordance with the terms of the contract.

Segment Information — The Company is a specialty retailer that offers a broad range of products in its specialty retail stores primarily in the eastern United States. Given the economic characteristics of the store formats, the similar nature of the products sold, the type of customer, and method of distribution, the Company's operating segments are aggregated within one reportable segment. The following table sets forth the approximate amount of net sales attributable to hardlines, apparel and footwear for the periods presented (dollars in millions):

Merchandise Category	Fiscal Year		
	2009	2008	2007
Hardlines	\$2,453	\$2,217	\$2,163
Apparel	1,251	1,254	1,077
Footwear	709	659	648
Total net sales	<u>\$4,413</u>	<u>\$4,130</u>	<u>\$3,888</u>

2. Acquisitions

On February 13, 2007, the Company acquired Golf Galaxy, which became a wholly-owned subsidiary of Dick's by means of a merger of Dick's subsidiary with and into Golf Galaxy. The Company paid \$227.0 million, which was financed using approximately \$79 million of cash and cash equivalents and the balance from borrowings under our Second Amended and Restated Credit Agreement, as amended to date (the "Credit Agreement").

The acquisition was accounted for using the purchase method in accordance with the FASB's accounting guidance for business combinations, with Dick's as the accounting acquirer. Accordingly, the purchase price was allocated to tangible and identifiable intangible assets acquired and liabilities assumed based on their estimated fair values at the date of the acquisition. The excess of the purchase price over the fair value of net assets acquired was recorded as goodwill. Based upon the purchase price allocation, the Company recorded \$111.3 million of goodwill as a result of the acquisition. None of the goodwill is deductible for tax purposes. The Company received an independent appraisal for certain assets to determine their fair value. The purchase price allocation is final.

On November 30, 2007, the Company acquired all of the outstanding stock of Chick's Sporting Goods, Inc. for approximately \$69.2 million. Chick's shareholders did not subsequently meet specified performance criteria that would have enabled them to earn up to \$5 million in additional contingent consideration.

The acquisition was accounted for using the purchase method in accordance with the FASB's accounting guidance for business combinations. Accordingly, the purchase price was allocated to tangible and identifiable intangible assets acquired and liabilities assumed based on their estimated fair values at the date of acquisition. The excess of the purchase price over the fair value of net assets acquired was recorded as goodwill. Based upon the purchase price allocation, the Company recorded \$43.3 million of goodwill as a result of the acquisition. None of the goodwill is deductible for tax purposes. The Company received an independent appraisal for certain assets to determine their fair value. The purchase price allocation is final.

DICK'S SPORTING GOODS, INC. AND SUBSIDIARIES

NOTES TO CONSOLIDATED FINANCIAL STATEMENTS — (Continued)

3. Goodwill and Other Intangible Assets

At both January 30, 2010 and January 31, 2009, the Company had goodwill of \$200.6 million. There was no change in the carrying value of goodwill in fiscal 2009. The change in carrying value of goodwill during fiscal 2008 is as follows (in thousands):

Balance as of February 2, 2008, net of accumulated impairment of \$0	\$ 304,366
Purchase price adjustments	7,540
Impairment	<u>(111,312)</u>
Balance as of January 31, 2009, net of accumulated impairment of \$111,312	<u>\$ 200,594</u>

Based on macroeconomic factors impacting the specialty golf business and recent and forecasted specialty golf operating performance, the Company determined that indicators of potential impairment were present during the fiscal quarter ended January 31, 2009. As a result, the Company assessed the carrying value of goodwill and intangible assets with indefinite lives for impairment acquired in its purchase of Golf Galaxy. Upon completion of the impairment test, the Company determined that the goodwill of its Golf Galaxy reporting unit was fully impaired and recorded a non-cash impairment charge of \$111.3 million. The fair value of the Dick's Sporting Goods reporting unit exceeded the carrying value of the assigned net assets, therefore no further testing was required and an impairment charge was not required. No impairment charges were recorded for goodwill during the years ended January 30, 2010 and February 2, 2008.

The Company acquired intangible assets totaling approximately \$21.4 million during fiscal 2008, consisting primarily of the acquisition of a trademark covering certain golf equipment, golf balls, golf accessories and other sporting goods and equipment. The trademarks are indefinite-lived intangible assets, which are not being amortized.

As a result of the impairment analysis performed during the fiscal quarter ended January 31, 2009 in connection with the Company's intangible assets, the Company determined that the carrying value of the trade name and customer list related to its Golf Galaxy reporting unit exceeded its estimated fair value. Accordingly, the Company recorded a non-cash charge of \$53.0 million (\$32.6 million after-tax) to reduce the value of these intangible assets to their estimated fair value in the year ending January 31, 2009. No impairment charges were recorded during the years ended January 30, 2010 and February 2, 2008.

As of January 30, 2010 and January 31, 2009, the Company had indefinite-lived and finite-lived intangible assets of \$39.7 million and \$38.0 million, and \$7.9 million and \$8.8 million, respectively.

The components of intangible assets were as follows (in thousands):

	2009		2008	
	Gross Amount	Accumulated Amortization	Gross Amount	Accumulated Amortization
Trademarks	\$23,770	\$ —	\$22,070	\$ —
Trade name (indefinite-lived)	15,900	—	15,900	—
Trade name (finite-lived)	800	(800)	800	(658)
Customer list	1,200	(240)	1,200	—
Favorable leases and other	<u>8,802</u>	<u>(1,875)</u>	<u>8,802</u>	<u>(1,268)</u>
Total intangible assets	<u>\$50,472</u>	<u>\$(2,915)</u>	<u>\$48,772</u>	<u>\$(1,926)</u>

DICK'S SPORTING GOODS, INC. AND SUBSIDIARIES

NOTES TO CONSOLIDATED FINANCIAL STATEMENTS — (Continued)

Amortization expense for the Company's finite-lived intangible assets is included in selling, general and administrative expenses, and was \$1.0 million, \$1.7 million and \$0.7 million for fiscal 2009, 2008 and 2007, respectively. The annual amortization expense of the finite-lived intangible assets recorded as of January 30, 2010 is expected to be as follows (in thousands):

<u>Fiscal Years</u>	<u>Estimated Amortization Expense</u>
2010	\$1,026
2011	1,146
2012	1,202
2013	1,086
2014	654
Thereafter	<u>2,773</u>
Total	<u>\$7,887</u>

4. Store and Corporate Office Closings

At a store's closing or relocation date, estimated lease termination and other costs to close or relocate a store are recorded in cost of goods sold, including occupancy and distribution costs on the Consolidated Statements of Operations. The Company also records store closing reserves for acquired locations it plans to close, previously accounted for as liabilities in connection with the acquisition and charged to goodwill, or as merger and integration costs in connection with all other business integration activities. The calculation of accrued lease termination and other costs primarily includes future minimum lease payments, maintenance costs and taxes from the date of closure or relocation to the end of the remaining lease term, net of contractual or estimated sublease income. The liability is discounted using a credit-adjusted risk-free rate of interest. The assumptions used in the calculation of the accrued lease termination and other costs are evaluated each quarter.

The following table summarizes the activity of the Company's store closing reserves (in thousands):

	<u>2009</u>	<u>2008</u>
Accrued store closing and relocation reserves, beginning of period	\$ 44,621	\$29,840
Expense charged to earnings	2,916	—
Closing reserves related to Golf Galaxy	—	615
Closing reserves related to Chick's	—	15,143
Cash payments	(13,339)	(4,125)
Interest accretion and other changes in assumptions	<u>1,518</u>	<u>3,148</u>
Accrued store closing and relocation reserves, end of period	35,716	44,621
Less: current portion of accrued store closing and relocation reserves	<u>(8,484)</u>	<u>(9,001)</u>
Long-term portion of accrued store closing and relocation reserves	<u>\$ 27,232</u>	<u>\$35,620</u>

For the year ended January 31, 2009, \$15.1 million of closing reserves related to Chick's impacted previously recorded goodwill amounts. The \$0.6 million related to Golf Galaxy was recognized as merger and integration costs in the Consolidated Statements of Operations.

The current portion of accrued store closing and relocation reserves is recorded in accrued expenses and the long-term portion is recorded in long-term deferred revenue and other liabilities in the Consolidated Balance Sheets.

DICK'S SPORTING GOODS, INC. AND SUBSIDIARIES
NOTES TO CONSOLIDATED FINANCIAL STATEMENTS — (Continued)

5. Property and Equipment

Property and equipment are recorded at cost and consist of the following as of the end of the fiscal periods (in thousands):

	<u>2009</u>	<u>2008</u>
Buildings and land	\$ 173,966	\$ 34,003
Leasehold improvements	516,419	478,445
Furniture, fixtures and equipment	<u>542,766</u>	<u>479,827</u>
	1,233,151	992,275
Less: accumulated depreciation and amortization	<u>(570,847)</u>	<u>(476,293)</u>
Net property and equipment	<u>\$ 662,304</u>	<u>\$ 515,982</u>

Based upon the Company's review of the current and projected performance of certain underperforming Dick's Sporting Goods, Golf Galaxy and Chick's Sporting Goods stores, the Company determined that the carrying value of these stores exceeded their estimated fair values, resulting in a non-cash impairment charge of \$29.1 million in fiscal 2008. There were no store asset impairment charges recorded for the years ended January 31, 2010 and February 2, 2008.

The amounts above include construction in progress of \$71.5 million and \$30.1 million for fiscal 2009 and 2008, respectively.

6. Accrued Expenses

Accrued expenses consist of the following as of the end of the fiscal periods (in thousands):

	<u>2009</u>	<u>2008</u>
Accrued payroll, withholdings and benefits	\$ 98,072	\$ 71,848
Accrued property and equipment	12,660	14,371
Other accrued expenses	<u>135,682</u>	<u>122,067</u>
Total accrued expenses	<u>\$246,414</u>	<u>\$208,286</u>

7. Debt

The Company's outstanding debt at January 30, 2010 and January 31, 2009 was as follows (in thousands):

	<u>2009</u>	<u>2008</u>
Senior convertible notes	\$ —	\$172,179
Revolving line of credit	—	—
Capital leases	10,381	8,392
Financing leases	130,963	—
Other debt	<u>899</u>	<u>972</u>
Total debt	142,243	181,543
Less: current portion	<u>(978)</u>	<u>(606)</u>
Total long-term debt	<u>\$141,265</u>	<u>\$180,937</u>

Senior Convertible Notes — In February 2004, the Company completed a private offering of \$172.5 million issue price of senior unsecured convertible notes due 2024 ("Notes"). The Notes bore interest at an annual rate of 2.375% of the issue price payable semi-annually on August 18th and February 18th of each year until February 18, 2009. After February 18, 2009, the Notes no longer paid cash interest, but instead the initial principal amount of the Notes accreted daily at an original issue discount rate of 2.625% per year, until maturity on February 18, 2024.

On February 18, 2009, certain holders of the Notes used their right (the "Put Right") to cause the Company to purchase the Notes held by them in cash at a price equal to the sum of the issuance price plus accrued original issue discount of such Notes on the redemption date (\$676.25 per note), resulting in a payment of \$172.4 million.

DICK'S SPORTING GOODS, INC. AND SUBSIDIARIES

NOTES TO CONSOLIDATED FINANCIAL STATEMENTS — (Continued)

Concurrently with the sale of the Notes, the Company purchased a bond hedge designed to mitigate the potential dilution to stockholders from the conversion of the Notes and sold a warrant exercisable for shares of the Company's common stock to the counterparty with whom the Company entered into the bond hedge. As described above, the Company repaid substantially all of the Notes on February 18, 2009, and repurchased the remaining Notes in March 2009. By their terms, the warrant and bond hedge concurrently expired and no longer had the ability to be exercised.

Revolving Credit Agreement — On July 27, 2007, the Company entered into a Fourth Amendment to its Second Amended and Restated Credit Agreement (the "Credit Agreement") that, among other things, extended the maturity of the Credit Agreement from July 2008 to July 2012, increased the potential Aggregate Revolving Credit Commitment, as defined in the Credit Agreement, from \$350 million to a potential commitment of \$450 million and reduced certain applicable interest rates and fees charged under the Credit Agreement, including up to \$75 million in the form of letters of credit. The Credit Agreement's term was extended to July 27, 2012.

On November 19, 2008, the Company entered into an Eighth Amendment to its Credit Agreement, the effect of which was to increase the aggregate revolving loan commitment by \$90 million to a total of \$440 million.

As of January 30, 2010 and January 31, 2009, the Company's total remaining borrowing capacity, after subtracting letters of credit, under the Credit Agreement was \$424.4 million and \$417.5 million, respectively. Borrowing availability under the Company's Credit Agreement is generally limited to the lesser of 70% of the Company's eligible inventory or 85% of the Company's inventory's liquidation value, in each case net of specified reserves and less any letters of credit outstanding. Interest on outstanding indebtedness under the Credit Agreement is based upon a formula at either (a) the prime corporate lending rate minus the applicable margin of 0.25% or (b) the London Interbank Offering Rate ("LIBOR"), plus the applicable margin of 0.75% to 1.50%. The applicable margins are based on the level of total borrowings during the prior three months. Borrowings are collateralized by the assets of the Company, excluding store and distribution center equipment and fixtures that have a net carrying value of \$120.4 million as of January 30, 2010.

At January 30, 2010 and January 31, 2009, the prime rate was 3.25%, and LIBOR was 0.23% and 0.42%, respectively. There were no outstanding borrowings under the Credit Agreement at January 30, 2010 and January 31, 2009.

The Credit Agreement contains restrictive covenants including the maintenance of a certain fixed charge coverage ratio of not less than 1.0 to 1.0 in certain circumstances and prohibits payment of any cash dividends. As of January 30, 2010, the Company was in compliance with the terms of the Credit Agreement.

The Credit Agreement provides for letters of credit not to exceed the lesser of (a) \$75 million, (b) \$440 million less the outstanding loan balance and (c) the borrowing base minus the outstanding loan balance. As of January 30, 2010 and January 31, 2009, the Company had outstanding letters of credit totaling \$15.6 million and \$22.5 million, respectively.

The following table provides information about the Credit Agreement borrowings as of and for the periods (dollars in thousands):

	<u>2009</u>	<u>2008</u>
Balance, fiscal period end	\$ —	\$ —
Average interest rate	1.36%	3.51%
Maximum outstanding during the year	\$186,467	\$244,598
Average outstanding during the year	\$ 63,734	\$ 74,845

Other Debt — Other debt, exclusive of capital lease and financing lease obligations, consists of the following as of the end of the fiscal periods (dollars in thousands):

	<u>2009</u>	<u>2008</u>
Note payable, due in monthly installments of approximately \$6, including interest at 4%, through 2019	\$565	\$614
Note payable, due in monthly installments of approximately \$5, including interest at 11%, through 2018	<u>334</u>	<u>358</u>
Total other debt	899	972
Less current portion:	<u>(77)</u>	<u>(72)</u>
Total Other Long-Term Debt	<u><u>\$822</u></u>	<u><u>\$900</u></u>

DICK'S SPORTING GOODS, INC. AND SUBSIDIARIES
NOTES TO CONSOLIDATED FINANCIAL STATEMENTS — (Continued)

Certain of the agreements pertaining to long-term debt contain financial and other restrictive covenants, none of which are more restrictive than those of the Credit Agreement as discussed herein.

Scheduled principal payments on other long-term debt as of January 30, 2010 are as follows (in thousands):

Fiscal Year	
2010	\$ 77
2011	83
2012	88
2013	94
2014	101
Thereafter	<u>456</u>
	<u>\$899</u>

Capital Lease Obligations — The Company leases two buildings from the estate of a former stockholder, who is related to current stockholders of the Company, under a capital lease entered into May 1, 1986 which expires in April 2021. In addition, the Company has a capital lease for a store location with a fixed interest rate of 10.6% that matures in 2024. The gross and net carrying values of assets under capital leases are approximately \$10.5 million and \$5.9 million, respectively, as of January 30, 2010 and \$8.2 million and \$3.4 million, respectively, as of January 31, 2009.

Scheduled lease payments under capital lease obligations as of January 30, 2010 are as follows (in thousands):

Fiscal Year	
2010	\$ 1,804
2011	1,804
2012	1,804
2013	1,602
2014	1,437
Thereafter	<u>9,207</u>
	17,658
Less: amounts representing interest	<u>(7,277)</u>
Present value of net scheduled lease payments	10,381
Less: amounts due in one year	<u>(901)</u>
	<u>\$ 9,480</u>

Financing Lease Obligation — During fiscal 2008, the Company entered into a lease agreement for a new corporate headquarters building that it began occupying in January 2010. The Company advanced a portion of the funds needed to prepare the site and construct the building, which resulted in the Company being considered the owner of the building during the construction period. The remaining project costs have been financed by the developer except for any project scope changes requested by the Company.

The Company has a purchase option for the building, exercisable by the Company at various times beginning in March 2012. Due to this purchase option, the Company is deemed to have continuing involvement and the transaction qualifies as a financing lease under sale-leaseback accounting and therefore represents a debt obligation to the Company. The debt obligation recognized by the Company at the completion of the construction period represents the Company's obligation to the lessor upon exercise of the purchase option. Monthly rent payments for the premises will be recognized as interest expense on the Company's Consolidated Statements of Operations, reflecting an implicit interest rate of approximately 8.5%.

The building is included in property and equipment, net and will be depreciated over a 40 year life.

DICK'S SPORTING GOODS, INC. AND SUBSIDIARIES

NOTES TO CONSOLIDATED FINANCIAL STATEMENTS — (Continued)

Scheduled lease payments assume the exercise of the Company's purchase option in March 2012. Scheduled lease payments under financing lease obligations as of January 30, 2010 are as follows (in thousands):

<u>Fiscal Year</u>	
2010	\$ 10,454
2011	11,405
2012	132,864
2013	—
2014	—
Thereafter	<u>—</u>
	154,723
Less: amounts representing interest	<u>(23,760)</u>
Present value of net scheduled lease payments	130,963
Less: amounts due in one year	<u>—</u>
	<u>\$130,963</u>

8. Operating Leases

The Company leases substantially all of its stores, office facilities, distribution centers and equipment, under noncancelable operating leases that expire at various dates through 2039. Certain of the store lease agreements contain renewal options for additional periods of five to ten years and contain certain rent escalation clauses. The lease agreements provide primarily for the payment of minimum annual rentals, costs of utilities, property taxes, maintenance, common areas and insurance, and in some cases contingent rent stated as a percentage of gross sales over certain base amounts. Rent expense under these operating leases was approximately \$340.0 million, \$319.2 million and \$267.5 million for fiscal 2009, 2008 and 2007, respectively. The Company entered into sale-leaseback transactions related to store fixtures, buildings and equipment that resulted in cash receipts of \$31.6 million, \$44.9 million and \$28.4 million for fiscal 2009, 2008 and 2007, respectively.

Scheduled lease payments due (including lease commitments for 16 stores not yet opened at January 30, 2010) under noncancelable operating leases as of January 30, 2010 are as follows (in thousands):

<u>Fiscal Year</u>	
2010	\$ 370,512
2011	367,521
2012	357,528
2013	350,459
2014	335,788
Thereafter	<u>1,575,332</u>
	<u>\$3,357,140</u>

The Company has subleases related to certain of its operating lease agreements. The Company recognized sublease rental income of \$1.0 million, \$1.1 million and \$1.1 million for fiscal 2009, 2008 and 2007, respectively.

9. Stock-Based Compensation and Employee Stock Plans

The Company has the availability to grant stock options to purchase common stock under the Dick's Sporting Goods, Inc. Amended and Restated 2002 Stock and Incentive Plan and the Golf Galaxy, Inc. 2004 Incentive Plan (the "Plans"). The Company also has an employee stock purchase plan ("ESPP") which provides for eligible employees to purchase shares of the Company's common stock.

DICK'S SPORTING GOODS, INC. AND SUBSIDIARIES

NOTES TO CONSOLIDATED FINANCIAL STATEMENTS — (Continued)

The following represents total stock based compensation and ESPP expense recognized in the Consolidated Statements of Operations for the fiscal years presented (in thousands):

	<u>2009</u>	<u>2008</u>	<u>2007</u>
Stock option expense	\$16,829	\$20,345	\$26,387
Restricted stock expense	4,039	3,465	1,198
ESPP expense	446	1,790	1,454
Total stock-based compensation expense	<u>\$21,314</u>	<u>\$25,600</u>	<u>\$29,039</u>
Total related tax benefit.	\$ 8,239	\$ 6,514	\$10,982

Stock Option Plans — The Company grants stock options to purchase common stock under the Plans. Stock options generally vest over four years in 25% increments from the date of grant and expire 7 to 10 years from date of grant. As of January 30, 2010, there were 11,136,705 shares of common stock available for issuance pursuant to future stock option grants.

The fair value of each stock option granted is estimated on the grant date using the Black-Scholes ("Black Scholes") option valuation model. The assumptions used to calculate the fair value of options granted are evaluated and revised, as necessary, to reflect market conditions and the Company's experience. These options are expensed on a straight-line basis over the vesting period, which is considered to be the requisite service period. Compensation expense is recognized only for those options expected to vest, with forfeitures estimated at the date of grant based on the Company's historical experience and future expectations.

The fair value of stock-based awards to employees is estimated on the date of grant using the Black Scholes valuation with the following weighted average assumptions:

<u>Black - Scholes Valuation Assumptions (1)</u>	<u>Employee Stock Options</u>			<u>Employee Stock Purchase Plan</u>	
	<u>2009</u>	<u>2008</u>	<u>2007</u>	<u>2008</u>	<u>2007</u>
Expected life (years) (2)	5.69	5.51	5.29	0.5	0.5
Expected volatility (3)	35.89% - 47.54%	35.89% - 41.80%	36.08% - 37.39%	53.93% - 88.03%	25.66% - 39.19%
Weighted average volatility	45.93%	36.34%	36.96%	67.26%	34.29%
Risk-free interest rate (4)	1.54% - 2.73%	2.01% - 3.51%	3.39% - 4.94%	0.28% - 2.13%	3.32% - 5.02%
Expected dividend yield	—	—	—	—	—
Weighted average grant date fair values	\$ 6.21	\$ 10.26	\$ 11.45	\$ 3.75	\$ 6.87

(1) This table excludes valuation assumptions related to the assumption of outstanding Golf Galaxy options by Dick's in conjunction with the acquisition of Golf Galaxy on February 13, 2007.

(2) The expected term of the options represents the estimated period of time until exercise and is based on historical experience of similar awards, giving consideration to the contractual terms, vesting schedules and expectations of future employee behavior.

(3) Expected volatility is based on the historical volatility of the Company's common stock.

(4) The risk-free interest rate is based on the implied yield available on U.S. Treasury constant maturity interest rates whose term is consistent with the expected life of the stock options.

The assumptions used to calculate the fair value of options granted are evaluated and revised, as necessary, to reflect market conditions and experience.

DICK'S SPORTING GOODS, INC. AND SUBSIDIARIES
NOTES TO CONSOLIDATED FINANCIAL STATEMENTS — (Continued)

The stock option activity from February 3, 2007 through January 30, 2010 is presented in the following table:

	<u>Shares Subject to Options</u>	<u>Weighted Average Exercise Price per Share</u>	<u>Weighted Average Remaining Contractual Life (Years)</u>	<u>Aggregate Intrinsic Value (in thousands)</u>
Outstanding, February 3, 2007	19,632,828	\$ 9.88	6.64	\$324,610
Granted	5,324,866	25.86		
Exercised	(4,769,933)	6.34		
Forfeited / Expired	<u>(911,316)</u>	20.62		
Outstanding, February 2, 2008	19,276,445	\$14.66	6.35	\$352,494
Granted	795,455	26.96		
Exercised	(686,905)	10.56		
Forfeited / Expired	<u>(761,560)</u>	23.23		
Outstanding, January 31, 2009	18,623,435	\$14.99	5.43	\$ 37,135
Granted	2,250,876	14.01		
Exercised	(2,369,896)	4.03		
Forfeited / Expired	<u>(1,160,640)</u>	24.41		
Outstanding, January 30, 2010	<u>17,343,775</u>	\$15.73	4.76	\$138,858
Exercisable, January 30, 2010	<u>12,884,378</u>	\$14.09	4.16	\$119,120

The aggregate intrinsic value in the table above is based on the Company's closing stock prices for the last business day of the period indicated. The total intrinsic value for stock options exercised for 2009, 2008 and 2007 was \$44.6 million, \$8.5 million and \$107.0 million, respectively. The total fair value of options vested for 2009, 2008 and 2007 was \$17.5 million, \$23.9 million and \$38.1 million, respectively. The nonvested stock option activity for the year ended January 30, 2010 is presented in the following table:

	<u>Shares</u>	<u>Weighted Average Fair Value</u>
Nonvested, January 31, 2009	4,575,608	\$10.40
Granted	2,250,876	6.21
Vested	(1,781,276)	9.84
Forfeited	<u>(585,811)</u>	<u>10.31</u>
Nonvested, January 30, 2010	<u>4,459,397</u>	<u>\$ 8.52</u>

As of January 30, 2010, total unrecognized stock-based compensation expense related to nonvested stock options was approximately \$24.7 million, which is expected to be recognized over a weighted average period of approximately 2.21 years.

The Company issues new shares of common stock upon exercise of stock options.

DICK'S SPORTING GOODS, INC. AND SUBSIDIARIES
NOTES TO CONSOLIDATED FINANCIAL STATEMENTS — (Continued)

Additional information regarding options outstanding as of January 30, 2010, is as follows:

Range of Exercise Prices	Options Outstanding			Options Exercisable	
	Shares	Weighted Average Remaining Contractual Life (Years)	Weighted Average Exercise Price	Shares	Weighted Average Exercise Price
\$0.54 - \$1.08	301,428	1.95	\$ 0.73	301,428	\$ 0.73
\$3.00 - \$5.24	2,003,894	2.74	3.32	2,003,894	3.32
\$7.41 - \$11.44	4,484,470	3.52	11.04	4,479,970	11.04
\$12.44 - \$16.91	3,694,487	5.26	13.45	1,560,236	12.92
\$17.34 - \$25.91	2,941,901	5.75	18.92	2,413,940	18.72
\$26.77 - \$33.40	3,917,595	6.21	28.34	2,124,910	28.17
<u>\$0.54 - \$33.40</u>	<u>17,343,775</u>	<u>4.76</u>	<u>\$15.73</u>	<u>12,884,378</u>	<u>\$14.09</u>

Restricted Stock — Beginning in fiscal 2007, the Company issued shares of restricted stock to eligible employees, subject to forfeiture until the end of an applicable vesting period, which is determined based on the employee's continuing employment. The awards generally vest on the third anniversary of the date of grant.

The restricted stock activity from February 3, 2007, through January 30, 2010 is presented in the following table:

	Shares	Weighted Average Grant Date Fair Value
Nonvested, February 3, 2007	—	\$ —
Granted	300,000	26.01
Vested	—	—
Forfeited / Expired	—	—
Nonvested, February 2, 2008	300,000	\$26.01
Granted	413,843	27.39
Vested	(150,000)	26.01
Forfeited / Expired	<u>(190,381)</u>	<u>26.40</u>
Nonvested, January 31, 2009	373,462	\$27.33
Granted	481,673	14.23
Vested	—	—
Forfeited / Expired	<u>(70,217)</u>	<u>22.65</u>
Nonvested, January 30, 2010	<u>784,918</u>	<u>\$19.71</u>

As of January 30, 2010, total unrecognized stock-based compensation expense related to nonvested shares of restricted stock was approximately \$9.2 million, before income taxes, which is expected to be recognized over a weighted average period of approximately 1.74 years.

Effective July 18, 2008, two executives at the Company's Golf Galaxy subsidiary stepped down from their positions. Stock options granted to these executives exercisable for up to 630,000 shares of the Company's common stock at an exercise price of \$27.30 per share and all stock options previously granted to these executives that were exercisable for Golf Galaxy common stock (converted to options exercisable for Company's common stock as a result of the acquisition of Golf Galaxy by the Company) became fully vested upon their departure. The 150,000 shares of restricted common stock granted to these executives on February 13, 2007 that were to vest based only on the passage of time also became fully vested. The executives forfeited any rights to an additional 150,000 shares of restricted common stock granted to them on February 13, 2007 that were to vest based on the attainment of certain performance metrics. The accelerated vesting of these stock options and restricted stock net of the

DICK'S SPORTING GOODS, INC. AND SUBSIDIARIES

NOTES TO CONSOLIDATED FINANCIAL STATEMENTS — (Continued)

reversal of previously recognized compensation expense for these individuals resulted in a pre-tax charge of \$0.5 million, which is recorded in merger and integration costs on the Consolidated Statements of Operations.

Employee Stock Purchase Plan — The Company has an employee stock purchase plan, which provides that eligible employees may purchase shares of the Company's common stock. There are two offering periods in a fiscal year, one ending on June 30 and the other on December 31, or as otherwise determined by the Company's compensation committee. The employee's purchase price is 85% of the lesser of the fair market value of the stock on the first business day or the last business day of the semi-annual offering period. Employees may purchase shares having a fair market value of up to \$25,000 for all purchases ending within the same calendar year. The total number of shares issuable under the plan is 4,620,000. There were 99,999 and 380,438 shares issued under the plan during fiscal 2009 and 2008, respectively, leaving 950,398 shares available for future issuance. The Company suspended the ESPP in March 2009, such that its employees were not permitted to purchase shares under the plan subsequent to the period ending June 30, 2009. The fiscal 2009 shares were issued at an average price of \$11.99.

Common Stock, Class B Common Stock and Preferred Stock — During fiscal 2004, the Company filed an amendment to its Amended and Restated Certificate of Incorporation to increase the number of authorized shares of our common stock, par value \$0.01 per share from 100,000,000 to 200,000,000 and Class B common stock, par value \$0.01 per share from 20,000,000 to 40,000,000. In addition, the Company's corporate charter provides for the authorization of the issuance of up to 5,000,000 shares of preferred stock.

The holders of common stock generally have rights identical to holders of Class B common stock, except that holders of common stock are entitled to one vote per share and holders of Class B common stock are entitled to ten votes per share. A related party and relatives of the related party hold all of the Class B common stock. These shares can only be held by members of this group and are not publicly tradable. Each share of Class B common stock can be converted into one share of common stock at the holder's option.

10. Income Taxes

The components of the provision for income taxes are as follows (in thousands):

	<u>2009</u>	<u>2008</u>	<u>2007</u>
Current:			
Federal	\$65,424	\$ 86,091	\$115,697
State	13,242	13,501	16,510
	<u>78,666</u>	<u>99,592</u>	<u>132,207</u>
Deferred:			
Federal	8,202	(42,105)	(28,983)
State	949	(3,801)	(3,713)
	<u>9,151</u>	<u>(45,906)</u>	<u>(32,696)</u>
Total provision	<u>\$87,817</u>	<u>\$ 53,686</u>	<u>\$ 99,511</u>

The provision for income taxes differs from the amounts computed by applying the federal statutory rate as follows for the following periods:

	<u>2009</u>	<u>2008</u>	<u>2007</u>
Federal statutory rate	35.0%	35.0%	35.0%
State tax, net of federal benefit	4.7%	3.7%	3.6%
Non-deductible compensation	—	20.2%	—
Goodwill impairment	—	328.2%	—
Other permanent items	(0.4)%	1.3%	1.2%
Effective income tax rate	<u>39.3%</u>	<u>388.4%</u>	<u>39.8%</u>

DICK'S SPORTING GOODS, INC. AND SUBSIDIARIES

NOTES TO CONSOLIDATED FINANCIAL STATEMENTS — (Continued)

The 2008 effective income tax rate includes \$2.5 million of non-deductible executive separation costs resulting from the departure of certain executive officers of Golf Galaxy and the impairment of non-deductible goodwill related to the 2007 acquisition of Golf Galaxy.

Components of deferred tax assets (liabilities) consist of the following as of the fiscal periods ended (in thousands):

	<u>2009</u>	<u>2008</u>
Store closing expense	\$ 13,642	\$ 16,769
Stock-based compensation	29,515	22,161
Employee benefits	15,400	11,791
Other accrued expenses not currently deductible for tax purposes	5,701	4,543
Deferred rent	23,663	21,434
Insurance	1,844	1,891
Gift cards	9,343	7,176
Deferred revenue currently taxable	4,256	4,651
Non income based tax reserves	3,707	3,055
Uncertain income tax positions	3,105	2,723
Property and equipment	—	11,401
Net operating loss carryforwards	<u>586</u>	<u>742</u>
Total deferred tax assets	<u>110,762</u>	<u>108,337</u>
Property and equipment	(2,066)	—
Inventory	(29,784)	(20,932)
Unrealized gains on securities available for sale	(3,989)	(879)
Intangibles	<u>(8,976)</u>	<u>(8,196)</u>
Total deferred tax liabilities	<u>(44,815)</u>	<u>(30,007)</u>
Net deferred tax asset	<u>\$ 65,947</u>	<u>\$ 78,330</u>

The deferred tax asset from tax loss carryforwards of \$0.6 million represents approximately \$12.1 million of state net operating loss carryforwards which expire between 2023 and 2029. In 2009, of the \$65.9 million net deferred tax asset, \$66.1 million is recorded in other long-term assets and \$0.2 million was recorded in other short-term liabilities in the Consolidated Balance Sheets. In 2008, of the \$78.3 million net deferred tax asset, \$10.6 million was recorded in current assets and \$67.7 million was recorded in other long-term assets in the Consolidated Balance Sheets.

As of January 30, 2010, the total liability for uncertain tax positions, including related interest and penalties, was approximately \$14.7 million. The following table represents a reconciliation of the Company's total unrecognized tax benefits balances, excluding interest and penalties:

	Fiscal Year Ended		
	<u>2009</u>	<u>2008</u>	<u>2007</u>
Beginning of year	\$ 7,829	\$ 9,715	\$10,342
Increases as a result of tax positions taken in a prior period	3,667	1,303	1,721
Decreases as a result of tax positions taken in a prior period	—	(2,627)	(1,527)
Increases as a result of tax positions taken in the current period	2,185	1,188	1,473
Decreases as a result of settlements during the current period	—	(1,545)	(2,190)
Reductions as a result of a lapse of statute of limitations during the current period	<u>(903)</u>	<u>(205)</u>	<u>(104)</u>
End of year	<u>\$12,778</u>	<u>\$ 7,829</u>	<u>\$ 9,715</u>

Included in the balance at January 30, 2010 are \$8.7 million of unrecognized tax benefits that would impact our effective tax rate if recognized. The Company recognizes accrued interest and penalties related to unrecognized tax benefits in income tax expense.

DICK'S SPORTING GOODS, INC. AND SUBSIDIARIES

NOTES TO CONSOLIDATED FINANCIAL STATEMENTS — (Continued)

As of January 30, 2010, the liability for uncertain tax positions included \$1.9 million for the accrual of interest and penalties. During the years ended January 30, 2010, January 31, 2009 and February 2, 2008 the Company recorded \$0.4 million, \$0.7 million and \$0.9 million, respectively for the accrual of interest and penalties in its Consolidated Statements of Operations. The Company has state and local examinations currently ongoing. It is possible that these examinations may be resolved within 12 months. Due to the potential for resolution of these examinations, and the expiration of various statutes of limitation, it is reasonably possible that \$3.0 million of the Company's gross unrecognized tax benefits and interest at January 30, 2010 could be recognized within the next 12 months. The Company does not anticipate that changes in its unrecognized tax benefits will have a material impact on the Consolidated Statements of Operations during fiscal 2010.

The tax years 2006 — 2008 remain open to examination by the Internal Revenue Service ("IRS"). The Company and its subsidiaries file income tax returns on a combined, unitary or stand-alone basis in multiple state and local jurisdictions, which generally have statutes of limitations ranging from 3 to 5 years. Various state income tax returns are currently in the process of examination or administrative appeal. Management does not anticipate any potential settlement to result in a material change to the Company's financial position.

11. Interest Expense, net

Interest expense, net is comprised of the following (in thousands):

	<u>Fiscal Year Ended</u>		
	<u>2009</u>	<u>2008</u>	<u>2007</u>
Interest expense	\$ 4,543	\$19,056	\$20,306
Interest income	(2,148)	(141)	(1,566)
Interest expense, net	<u>\$ 2,395</u>	<u>\$18,915</u>	<u>\$18,740</u>

12. Earnings per Common Share

The computation of basic earnings per share is based on the number of weighted average common shares outstanding during the period. The computation of diluted earnings per share is based upon the weighted average number of shares outstanding plus the incremental shares that would be outstanding assuming exercise of dilutive stock options. The number of incremental shares from the assumed exercise of stock options is calculated by applying the treasury stock method. The computations for basic and diluted earnings per share are as follows (in thousands, except per share data):

	<u>Fiscal Year Ended</u>		
	<u>2009</u>	<u>2008</u>	<u>2007</u>
Earnings per common share — Basic:			
Net income (loss)	\$135,359	\$ (39,865)	\$150,566
Weighted average common shares outstanding	113,184	111,662	109,383
Earnings (loss) per common share	\$ 1.20	\$ (0.36)	\$ 1.38
Earnings per common share — Diluted:			
Net income (loss)	\$135,359	\$ (39,865)	\$150,566
Weighted average common shares outstanding — Basic	113,184	111,662	109,383
Stock options, restricted stock and warrants	<u>4,771</u>	<u>—</u>	<u>7,121</u>
Weighted average common shares outstanding — Diluted	117,955	111,662	116,504
Earnings (loss) per common share	\$ 1.15	\$ (0.36)	\$ 1.29

Potential dilutive shares are excluded from the computation of earnings per share if their effect is anti-dilutive. Anti-dilutive options and restricted stock awards excluded from the calculation of earnings per share for fiscal 2009 was 6.4 million and totaled 4.5 million for fiscal 2007. Due to the net loss for fiscal 2008, 19.0 million shares were excluded from the calculation of diluted loss per share, as these shares were anti-dilutive.

DICK'S SPORTING GOODS, INC. AND SUBSIDIARIES

NOTES TO CONSOLIDATED FINANCIAL STATEMENTS — (Continued)

13. Investments

In April 2001, the Company entered into an Internet commerce agreement with GSI. Under the terms of this 10-year agreement, GSI is responsible for all financial and operational aspects of the Company's Internet site, which operates under the domain name "DicksSportingGoods.com," which name has been licensed to GSI by the Company. The Company and GSI entered into a royalty arrangement that permitted the Company, at its election, to purchase an equity ownership in GSI at a price that was less than the GSI market value per share in lieu of royalties until Internet sales reached a predefined amount. The equity ownership consists of unregistered common stock of GSI (see Note 1). The Company recognized the difference between the fair value of the GSI stock and its cost as deferred revenue. In August 2008, the Company amended its agreement with GSI that among other things, extended the term of the agreement to February 1, 2024. The deferred revenue is being amortized through the term of the amended agreement. Deferred revenue at January 30, 2010 and January 31, 2009 was \$1.0 million and \$1.1 million, respectively. In total, the number of shares the Company holds represents less than 5% of GSI's outstanding common stock.

14. Retirement Savings Plans

The Company's retirement savings plan, established pursuant to Section 401(k) of the Internal Revenue Code, covers regular status full-time hourly and salaried employees as of their date of hire and part-time regular employees once they work 1,000 hours or more in a year and have attained 21 years of age. Under the terms of the retirement savings plan, the Company provides a discretionary matching contribution which has typically been equal to 50% of each participant's contribution up to 10% of the participant's compensation, and may make an additional discretionary matching contribution. Total expense recorded under the plan was \$3.6 million, \$4.1 million and \$5.0 million for fiscal 2009, 2008 and 2007, respectively.

We have non-qualified deferred compensation plans for highly compensated employees whose contributions are limited under qualified defined contribution plans. Amounts contributed and deferred under the deferred compensation plans are credited or charged with the performance of investment options offered under the plans and elected by the participants. In the event of bankruptcy, the assets of these plans are available to satisfy the claims of general creditors. The liability for compensation deferred under the Company's plans was \$12.1 million and \$8.1 million at January 30, 2010 and January 31, 2009, respectively, and is included in long-term liabilities. Total expense recorded under these plans was \$0.6 million, \$0.5 million and \$5.5 million for fiscal 2009, 2008 and 2007, respectively.

15. Commitments and Contingencies

The Company enters into licensing agreements for the exclusive or preferential rights to use certain trademarks extending through 2020. Under specific agreements, the Company is obligated to pay annual guaranteed minimum royalties. The aggregate amount of required payments at January 30, 2010 is as follows (in thousands):

<u>Fiscal Year</u>	
2010	\$10,790
2011	12,115
2012	14,935
2013	5,396
2014	5,816
Thereafter	<u>29,432</u>
	<u>\$78,484</u>

Also, the Company is required to pay additional royalties when the royalties that are based on the qualified purchases or retail sales (depending on the agreement) exceed the guaranteed minimum. The aggregate payments made under these agreements requiring minimum guaranteed contractual amounts were \$12.6 million, \$9.7 million and \$1.9 million during fiscal 2009, 2008 and 2007, respectively.

The Company also has certain naming rights, marketing, and other commitments extending through 2026 of \$113.2 million. Payments under these commitments were \$36.8 million for the 52 weeks ended January 30, 2010. Payments under these

DICK'S SPORTING GOODS, INC. AND SUBSIDIARIES

NOTES TO CONSOLIDATED FINANCIAL STATEMENTS — (Continued)

commitments are scheduled to be made as follows: 2010, \$29.6 million; 2011, \$24.1 million; 2012, \$17.9 million; 2013, \$3.2 million; 2014, \$3.3 million; thereafter, \$35.1 million.

In December 2009, the Company entered into an asset assignment agreement with a related party. The Company made deposits totaling \$8 million in fiscal 2009 under the assigned purchase agreement. All deposits are attributed to the total purchase price of \$59.5 million, which is payable in increments through 2012. If the agreement is terminated prior to the delivery date, up to \$3.5 million of the deposits are non-refundable.

The Company is involved in legal proceedings incidental to the normal conduct of its business. Although the outcome of any pending legal proceedings cannot be predicted with certainty, management believes that adequate insurance coverage is maintained and that the ultimate resolution of these matters will not have a material adverse effect on the Company's liquidity, financial position or results of operations.

16. Fair Value Measurements

The Company adopted fair value guidance as of February 3, 2008 for its financial assets and liabilities, and as of February 1, 2009 the Company adopted the provisions applicable to non-financial assets and liabilities. The guidance defines fair value as the price that would be received to sell an asset or paid to transfer a liability in an orderly transaction between market participants at the measurement date (an exit price). The guidance outlines a valuation framework and creates a fair value hierarchy in order to increase the consistency and comparability of fair value measurements and the related disclosures and prioritizes the inputs used in measuring fair value as follows:

Level 1: Observable inputs such as quoted prices in active markets;

Level 2: Inputs, other than quoted prices in active markets, that are observable either directly or indirectly; and

Level 3: Unobservable inputs in which there is little or no market data, which require the reporting entity to develop its own assumptions.

Assets measured at fair value on a recurring basis as of January 30, 2010 and January 31, 2009 are set forth in the table below:

<u>Description</u>	<u>Level 1</u>	<u>Level 2</u>	<u>Level 3</u>
As of January 30, 2010			
Assets:			
Unregistered common stock of GSI Commerce (see Note 14)	\$10,880	\$—	\$—
Deferred compensation plan assets held in trust (see Note 15)	<u>12,119</u>	<u>—</u>	<u>—</u>
Total assets	<u>\$22,999</u>	<u>\$—</u>	<u>\$—</u>
As of January 31, 2009			
Assets:			
Unregistered common stock of GSI Commerce (see Note 14)	\$ 2,629	\$—	\$—
Deferred compensation plan assets held in trust (see Note 15)	<u>8,065</u>	<u>—</u>	<u>—</u>
Total assets	<u>\$10,694</u>	<u>\$—</u>	<u>\$—</u>

The Company uses quoted prices in active markets to determine the fair value of these assets, thus they are considered to be Level 1 instruments.

DICK'S SPORTING GOODS, INC. AND SUBSIDIARIES
NOTES TO CONSOLIDATED FINANCIAL STATEMENTS — (Continued)

17. Quarterly Financial Information (Unaudited)

Summarized quarterly financial information in fiscal years 2009 and 2008 is as follows (in thousands, except earnings (loss) per share):

	Fiscal 2009			
	First Quarter	Second Quarter	Third Quarter	Fourth Quarter
Net sales	\$959,662	\$1,126,767	\$989,816	\$1,336,590
Gross profit	250,423	309,901	266,831	389,781
Income from operations (2)	16,917	63,827	31,756	113,069
Net income (2)	10,221	38,925	18,854	67,360
Net earnings per share:				
Basic	\$ 0.09	\$ 0.35	\$ 0.17	\$ 0.59
Diluted (2)	\$ 0.09	\$ 0.33	\$ 0.16	\$ 0.56
Weighted average number of shares of common stock outstanding:				
Basic	112,359	112,473	113,266	114,640
Diluted	116,220	117,230	118,704	119,666
	Fiscal 2008			
	First Quarter	Second Quarter	Third Quarter	Fourth Quarter
Net sales	\$912,112	\$1,086,294	\$924,191	\$1,207,531
Gross profit	259,106	319,658	253,100	352,183
Income (loss) from operations (2)	34,218	75,431	13,602	(92,872)
Net income (loss)	19,605	39,938	6,184	(105,593)(1)
Net earnings (loss) per share:				
Basic (2)	\$ 0.18	\$ 0.36	\$ 0.06	\$ (0.94)
Diluted (2)	\$ 0.17	\$ 0.34	\$ 0.05	\$ (0.94)
Weighted average number of shares of common stock outstanding:				
Basic	111,216	111,483	111,906	112,115
Diluted	117,295	116,806	116,774	112,115

(1) The net loss in the fourth quarter of 2008 includes non-cash impairment charges of \$193.4 million.

(2) Quarterly results for fiscal 2009 and 2008 do not add to full year results due to rounding.

SIGNATURES

Pursuant to the requirements of Section 13 or 15(d) of the Securities Exchange Act of 1934, the registrant has duly caused this report to be signed on its behalf by the undersigned, thereunto duly authorized.

DICK'S SPORTING GOODS, INC.
(Registrant)

By: /s/ TIMOTHY E. KULLMAN
Timothy E. Kullman
Executive Vice President — Finance,
Administration and Chief Financial Officer
Date: March 18, 2010

Pursuant to the requirements of the Securities Exchange Act of 1934, the report has been signed below by the following persons on behalf of the registrant and in the capacities and on the date indicated.

<u>SIGNATURE</u>	<u>CAPACITY</u>	<u>DATE</u>
<u>/s/ EDWARD W. STACK</u> Edward W. Stack	Chairman, Chief Executive Officer and Director	March 18, 2010
<u>/s/ TIMOTHY E. KULLMAN</u> Timothy E. Kullman	Executive Vice President — Finance, Administration and Chief Financial Officer (principal financial officer)	March 18, 2010
<u>/s/ JOSEPH R. OLIVER</u> Joseph R. Oliver	Senior Vice President — Chief Accounting Officer and Controller (principal accounting officer)	March 18, 2010
<u>/s/ WILLIAM J. COLOMBO</u> William J. Colombo	Vice Chairman and Director	March 18, 2010
<u>/s/ LAWRENCE J. SCHORR</u> Lawrence J. Schorr	Director	March 18, 2010
<u>/s/ LARRY D. STONE</u> Larry D. Stone	Director	March 18, 2010
<u>/s/ WALTER ROSSI</u> Walter Rossi	Director	March 18, 2010

REPORT OF INDEPENDENT REGISTERED PUBLIC ACCOUNTING FIRM

To the Board of Directors and Stockholders of
Dick's Sporting Goods, Inc.
Pittsburgh, Pennsylvania

We have audited the consolidated financial statements of Dick's Sporting Goods, Inc. and subsidiaries (the "Company") as of January 30, 2010 and January 31, 2009, and for each of the three fiscal years in the period ended January 30, 2010, and the Company's internal control over financial reporting as of January 30, 2010, and have issued our reports thereon dated March 18, 2010; such reports are included elsewhere in this Annual Report on Form 10-K. Our audits also included the consolidated financial statement schedule of the Company listed in Item 15. This consolidated financial statement schedule is the responsibility of the Company's management. Our responsibility is to express an opinion based on our audits. In our opinion, such consolidated financial statement schedule, when considered in relation to the basic consolidated financial statements taken as a whole, presents fairly, in all material respects, the information set forth therein.

/s/ Deloitte & Touche LLP

Pittsburgh, Pennsylvania
March 18, 2010

DICK'S SPORTING GOODS, INC. AND SUBSIDIARIES

SCHEDULE II

VALUATION AND QUALIFYING ACCOUNTS

(Dollars in thousands)

	<u>Balance at Beginning of Period</u>	<u>Charged to Costs and Expenses</u>	<u>Other — Acquisition Related</u>	<u>Deductions</u>	<u>Balance at End of Period</u>
Fiscal 2007					
Inventory reserve	\$15,896	\$ 6,973	\$1,327	\$ (4,981)	\$19,215
Allowance for doubtful accounts	2,031	3,459	212	(2,817)	2,885
Fiscal 2008					
Inventory reserve	\$19,215	\$10,814	\$3,012	\$ (7,674)	\$25,367
Allowance for doubtful accounts	2,885	5,507	—	(5,133)	3,259
Fiscal 2009					
Inventory reserve	\$25,367	\$13,923	\$ —	\$(18,881)	\$20,409
Allowance for doubtful accounts	3,259	6,519	—	(5,575)	4,203

Index to Exhibits

Exhibit Number	Description	Method of Filing
3.1	Amended and Restated Certificate of Incorporation	Incorporated by reference to Exhibit 3.1 to the Registrant's Registration Statement on Form S-8, File No. 333-100656, filed on October 21, 2002
3.2	Amendment to the Amended and Restated Certificate of Incorporation, dated as of June 10, 2004	Incorporated by reference to Exhibit 3.1 to the Registrant's Form 10-Q, File No. 001-31463, filed on September 9, 2004
3.3	Form of Amended and Restated Bylaws	Incorporated by reference to Exhibit 3.4 to the Registrant's Statement on Form S-1, File No. 333-96587, filed on July 17, 2002
4.1	Second Amended and Restated Credit Agreement dated as of July 28, 2004 among Dick's Sporting Goods, Inc., the Lenders Party thereto and General Electric Capital Corporation	Incorporated by reference to Exhibit 4.1 to the Registrant's Statement on Form 8-K, File No. 001-31463, filed on July 30, 2004
4.2	Form of Stock Certificate	Incorporated by reference to Exhibit 4.1 to the Registrant's Statement on Form S-1, File No. 333-96587, filed on July 17, 2002
4.3	Indenture dated as of February 18, 2004 between the Registrant and Wachovia Bank, National Association, as Trustee	Incorporated by reference to Exhibit 10.3 to the Registrant's Form 8-K, File No. 001-31463, filed on February 24, 2004
4.4	Registration Rights Agreement among the Registrant, Merrill Lynch, Pierce, Fenner & Smith Incorporated, Banc of America Securities LLC and UBS Securities LLC dated as of February 18, 2004	Incorporated by reference to Exhibit 10.2 to the Registrant's Form 8-K, File No. 001-31463, filed on February 24, 2004
4.5	Form of Confirmation of OTC Warrant Transaction, Amended and Restated as of February 13, 2004	Incorporated by reference to Exhibit 10.7 to the Registrant's Form 8-K, File No. 001-31463, filed on February 24, 2004
4.6	Senior Convertible Notes due 2024, Purchase Agreement among Dick's Sporting Goods, Inc., Merrill Lynch, Pierce, Fenner & Smith Incorporated, Banc of America LLC and UBS Securities LLC, dated as of February 11, 2004	Incorporated by reference to Exhibit 10.1 to the Registrant's Form 8-K, File No. 001-31463, filed on February 24, 2004
4.7	First Supplemental Indenture, dated as of December 22, 2004, between the Registrant and Wachovia Bank, National Association, as Trustee	Incorporated by reference to Exhibit 10.1 to the Registrant's Form 8-K, File No. 001-31463, filed on December 23, 2004
4.8	Consent to Second Amended and Restated Credit Agreement, dated as of December 23, 2004, between the Registrant, the Lenders party thereto and General Electric Capital Corporation	Incorporated by reference to Exhibit 10.2 to the Registrant's Form 8-K, File No. 001-31463, filed on December 23, 2004
10.1	Associate Savings and Retirement Plan	Incorporated by reference to Exhibit 10.1 to the Registrant's Statement on Form S-1, File No. 333-96587, filed on July 17, 2002
10.2	Registrant's 1992 Stock Option Plan	Incorporated by reference to Exhibit 10.4 to the Registrant's Statement on Form S-1, File No. 333-96587, filed on July 17, 2002
10.3	Form of Agreement entered into between Dick's Sporting Goods, Inc. and various executive officers, which sets forth form of severance	Incorporated by reference to Exhibit 10.10 to the Registrant's Statement on Form S-1, File No. 333-96587, filed on July 17, 2002
10.4	Form of Option Award entered into between Dick's Sporting Goods, Inc. and various executive officers, directors and employees	Incorporated by reference to Exhibit 10.9 to the Registrant's Form 10-K, File No. 001-31463, filed on April 8, 2004
10.5	Option Agreement between Dick's Sporting Goods, Inc. and Edward W. Stack	Incorporated by reference to Exhibit 10.12 to the Registrant's Statement on Form S-1, File No. 333-96587, filed on July 17, 2002

Exhibit Number	Description	Method of Filing
10.6	Option Agreement between Dick's Sporting Goods, Inc. and Edward W. Stack	Incorporated by reference to Exhibit 10.12 to the Registrant's Form 10-K, File No. 001-31463, filed on April 8, 2004
10.7	Form of Confirmation of OTC Convertible Note Hedge, Amended and Restated as of February 13, 2004	Incorporated by reference to Exhibit 10.6 to the Registrant's Form 8-K, File No. 001-31463, filed on February 24, 2004
10.8	Amended and Restated Lease Agreement, originally dated February 4, 1999, for distribution center located in Smithton, Pennsylvania, effective as of May 5, 2004	Incorporated by reference to Exhibit 10.5 to the Registrant's Form 10-Q, File No. 001-31463, filed on September 9, 2004
10.9	Description of Compensation Payable to Non-Management Directors	Incorporated by reference to Exhibit 10.1 to the Registrant's Form 8-K, File No. 001-31463, filed on March 8, 2005
10.10	Consent and Waiver to the Amended and Restated Credit Agreement, dated as of June 14, 2004, among Dick's Sporting Goods, Inc., the Lenders party thereto and General Electric Capital Corporation, as agent for the lenders	Incorporated by reference to Exhibit 10.2 to the Registrant's Form 8-K, File No. 001-31463, filed on June 22, 2004
10.11	Waiver of Confirmation of OTC Convertible Note Hedge Agreement entered into among the Registrant and Merrill Lynch International on February 13, 2004	Incorporated by reference to Exhibit 10.1 to the Registrant's Form 8-K, File No. 001-31463, filed on December 10, 2004
10.12	Amended and Restated Lease Agreement originally dated August 31, 1999, for distribution center located in Plainfield, Indiana, effective as of November 30, 2005, between CP Gal Plainfield, LLC and Dick's Sporting Goods, Inc.	Incorporated by reference to Exhibit 10.22 to Registrant's Form 10-K, File No. 001-31463, filed on March 23, 2006
10.13	Aircraft Sublease Agreement, dated February 13, 2006, for the business use of an aircraft, between Dick's Sporting Goods, Inc. and Corporate Air, LLC	Incorporated by reference to Exhibit 10.1 to the Registrant's Form 8-K, File No. 001-31463, filed on February 14, 2006
10.14	Dick's Sporting Goods Supplemental Smart Savings Plan	Incorporated by reference to Exhibit 10.1 to the Registrant's Form 8-K, File No. 001-31463, filed on July 6, 2006
10.15	First Amendment to the Second Amended and Restated Credit Agreement dated as of November 9, 2006	Incorporated by reference to Exhibit 10.2 to the Registrant's Form 8-K, File No. 001-31463, filed on November 14, 2006
10.16	Second Amendment to Second Amended and Restated Credit Agreement dated as of February 13, 2007	Incorporated by reference to Exhibit 10.1 to the Registrant's Form 8-K, File No. 001-31463, filed on February 13, 2007
10.17	Third Amendment and Waiver to Second Amended and Restated Credit Agreement dated as of February 28, 2007	Incorporated by reference to Exhibit 10.33 to the Registrant's Form 10-K, File No. 001-31463, filed on March 23, 2007
10.18	Golf Galaxy, Inc. Amended and Restated 1996 Stock Option and Incentive Plan	Incorporated by reference to Exhibit 4.1 to the Registrant's Statement on Form S-8, File No. 333-140713, filed on February 14, 2007
10.19	Golf Galaxy, Inc. 2004 Stock Incentive Plan	Incorporated by reference to Exhibit 4.2 to the Registrant's Statement on Form S-8, File No. 333-140713, filed on February 14, 2007
10.20	Amended and Restated Employee Stock Purchase Plan	Incorporated by reference to Appendix A to the Registrant's Definitive Proxy Statement, File No. 001-31463, filed on May 3, 2007
10.21	Offer Letter between Dick's Sporting Goods, Inc. and Timothy E. Kullman, dated February 5, 2007, as amended by letter dated February 9, 2007	Incorporated by reference to Exhibit 10.1 to the Registrant's Form 8-K, File No. 001-31463, filed on March 20, 2007

Exhibit Number	Description	Method of Filing
10.22	Amendment to Dick's Sporting Goods, Inc. Supplemental Smart Savings Plan	Incorporated by reference to Exhibit 10.7 to the Registrant's Form 10-Q, File No. 001-31463, filed on June 6, 2007
10.23	Fourth Amendment to the Second Amended and Restated Credit Agreement, dated July 27, 2007	Incorporated by reference to Exhibit 10.1 to the Registrant's Form 8-K, File No. 001-31463, filed on August 2, 2007
10.24	Amendment dated June 22, 2007 to Confirmation of OTC Convertible Note Hedge, Amended and Restated as of February 13, 2004	Incorporated by reference to Exhibit 10.2 to the Registrant's Form 10-Q, File No. 001-31463, filed on August 28, 2007
10.25	Fifth Amendment to the Second Amended and Restated Credit Agreement, dated as of November 20, 2007	Incorporated by reference to Exhibit 10.1 to the Registrant's Form 8-K, File No. 001-31463, filed on December 7, 2007
10.26	Amended and Restated Officers' Supplemental Savings Plan, dated December 12, 2007	Incorporated by reference to Exhibit 10.35 to the Registrant's Form 10-K, File No. 001-31463, filed on March 27, 2008
10.27	First Amendment to Amended and Restated Officers' Supplemental Savings Plan, dated March 27, 2008	Incorporated by reference to Exhibit 10.36 to the Registrant's Form 10-K, File No. 001-31463, filed on March 27, 2008
10.28	Sixth Amendment to the Second Amended and Restated Credit Agreement, dated as of January 24, 2008	Incorporated by reference to Exhibit 10.37 to the Registrant's Form 10-K, File No. 001-31463, filed on March 27, 2008
10.29	Written Description of Performance Incentive Awards	Incorporated by reference to Exhibit 10.38 to the Registrant's Form 10-K, File No. 001-31463, filed on March 27, 2008
10.30	Form of Restricted Stock Award	Incorporated by reference to Exhibit 10.39 to the Registrant's Form 10-K, File No. 001-31463, filed on March 27, 2008
10.31	Registrant's Amended and Restated 2002 Stock and Incentive Plan	Incorporated by reference to Appendix A to the Registrant's Schedule 14A, File No. 001-31463, filed on May 7, 2008
10.32	Golf Galaxy, Inc. Amended and Restated 2004 Stock Incentive Plan	Incorporated by reference to Exhibit 4.2 to the Registrant's Form 10-Q, File No. 001-31463, filed on May 22, 2008
10.33	Amendment to Registrant's 1992 Stock Option Plan	Incorporated by reference to Exhibit 4.3 to the Registrant's Form 10-Q, File No. 001-31463, filed on May 22, 2008
10.34	Amendment to Golf Galaxy, Inc.'s Amended and Restated 1996 Stock Option and Incentive Plan	Incorporated by reference to Exhibit 4.4 to the Registrant's Form 10-Q, File No. 001-31463, filed on May 22, 2008
10.35	Second Amendment to Registrant's Supplemental Smart Savings Plan	Incorporated by reference to Exhibit 10.1 to the Registrant's Form 10-Q, File No. 001-31463, filed on May 22, 2008
10.36	Third Amendment to Registrant's Supplemental Smart Savings Plan	Incorporated by reference to Exhibit 10.2 to the Registrant's Form 10-Q, File No. 001-31463, filed on May 22, 2008
10.37	Seventh Amendment to the Second Amended and Restated Credit Agreement, dated as of July 31, 2008	Incorporated by reference to Exhibit 10.1 to the Registrant's Form 10-Q, File No. 001-31463, filed on August 26, 2008
10.38	Eighth Amendment and Joinder to the Second Amended and Restated Credit Agreement, dated as of November 19, 2008	Incorporated by reference to Exhibit 10.1 to the Registrant's Form 8-K, File No. 001-31463, filed on November 19, 2008
10.39	Second Amendment to the Dick's Sporting Goods Officers' Supplemental Savings Plan, dated as of December 4, 2008	Incorporated by reference to Exhibit 10.46 to the Registrant's Form 10-K, File No. 001-31463, filed on March 20, 2009

Exhibit Number	Description	Method of Filing
10.40	Fourth Amendment to the Dick's Sporting Goods Supplemental Smart Savings Plan, dated as of December 4, 2008	Incorporated by reference to Exhibit 10.47 to the Registrant's Form 10-K, File No. 001-31463, filed on March 20, 2009
10.41	First Amendment to the Amended and Restated Employee Stock Purchase Plan, dated as of December 4, 2008	Incorporated by reference to Exhibit 10.48 to the Registrant's Form 10-K, File No. 001-31463, filed on March 20, 2009
10.42	Separation Agreement executed on April 27, 2009 by Gwendolyn K. Manto	Incorporated by reference to Exhibit 10.1 to the Registrant's Form 10-Q, File No. 001-31463, filed on May 22, 2009
10.43	Form of Long-Term Performance Based Restricted Stock Award	Filed herewith
21	Subsidiaries	Incorporated by reference to Exhibit 21 to the Registrant's Form 10-K, File No. 001-31463, filed on March 27, 2008
23.1	Consent of Deloitte & Touche LLP	Filed herewith
31.1	Certification of Edward W. Stack, Chairman and Chief Executive Officer, dated as of March 18, 2010 and made pursuant to Rule 13a-14(a) of the Securities Exchange Act of 1934, as amended	Filed herewith
31.2	Certification of Timothy E. Kullman, Executive Vice President — Finance, Administration and Chief Financial Officer, dated as of March 18, 2010 and made pursuant to Rule 13a-14(a) of the Securities Exchange Act of 1934, as amended	Filed herewith
32.1	Certification of Edward W. Stack, Chairman and Chief Executive Officer, dated as of March 18, 2010 and made pursuant to Section 1350, Chapter 63 of Title 18, United States Code, as adopted pursuant to Section 906 of the Sarbanes-Oxley Act of 2002	Filed herewith
32.2	Certification of Timothy E. Kullman, Executive Vice President — Finance, Administration and Chief Financial Officer, dated as of March 18, 2010 and made pursuant to Section 1350, Chapter 63 of Title 18, United States Code, as adopted pursuant to Section 906 of the Sarbanes-Oxley Act of 2002	Filed herewith

CONSENT OF INDEPENDENT REGISTERED PUBLIC ACCOUNTING FIRM

We consent to the incorporation by reference in Registration Statement Nos. 333-102385, 333-100656, and 333-140713 on Forms S-8 of our reports dated March 18, 2010, relating to the financial statements and financial statement schedule of Dick's Sporting Goods, Inc. and subsidiaries, and the effectiveness of Dick's Sporting Goods, Inc. and subsidiaries' internal control over financial reporting, appearing in this Annual Report on Form 10-K of Dick's Sporting Goods, Inc. and subsidiaries for the fiscal year ended January 30, 2010.

/s/ Deloitte & Touche LLP

Pittsburgh, Pennsylvania
March 18, 2010

CERTIFICATIONS

I, Edward W. Stack, certify that:

1. I have reviewed this annual report on Form 10-K of Dick's Sporting Goods, Inc.;
2. Based on my knowledge, this report does not contain any untrue statement of a material fact or omit to state a material fact necessary to make the statements made, in light of the circumstances under which such statements were made, not misleading with respect to the period covered by this report;
3. Based on my knowledge, the financial statements, and other financial information included in this report, fairly present in all material respects the financial condition, results of operations and cash flows of the registrant as of, and for, the periods presented in this report;
4. The registrant's other certifying officers and I are responsible for establishing and maintaining disclosure controls and procedures (as defined in Exchange Act Rules 13a-15(e) and 15d-15(e)) and internal control over financial reporting (as defined in Exchange Act Rules 13a-15(f) and 15d-15(f)) for the registrant and have:
 - a) Designed such disclosure controls and procedures, or caused such disclosure controls and procedures to be designed under our supervision, to ensure that material information relating to the registrant, including its consolidated subsidiaries, is made known to us by others within those entities, particularly during the period in which this report is being prepared;
 - b) Designed such internal control over financial reporting, or caused such internal control over financial reporting to be designed under our supervision, to provide reasonable assurance regarding the reliability of financial reporting and the preparation of financial statements for external purposes in accordance with generally accepted accounting principles;
 - c) Evaluated the effectiveness of the registrant's disclosure controls and procedures and presented in this report our conclusions about the effectiveness of the disclosure controls and procedures, as of the end of the period covered by this report based on such evaluation; and
 - d) Disclosed in this report any change in the registrant's internal control over financial reporting that occurred during the registrant's fourth fiscal quarter that has materially affected, or is reasonably likely to materially affect, the registrant's internal control over financial reporting; and
5. The registrant's other certifying officers and I have disclosed, based on our most recent evaluation of internal control over financial reporting, to the registrant's auditors and the audit committee of registrant's board of directors (or persons performing the equivalent function):
 - a) All significant deficiencies and material weaknesses in the design or operation of internal control over financial reporting which are reasonably likely to adversely affect the registrant's ability to record, process, summarize and report financial information; and
 - b) Any fraud, whether or not material, that involves management or other employees who have a significant role in the registrant's internal control over financial reporting.

/s/ EDWARD W. STACK _____

Edward W. Stack,
Chairman, Chief Executive Officer and Director
Dick's Sporting Goods, Inc.

Date: March 18, 2010

CERTIFICATIONS

I, Timothy E. Kullman, certify that:

1. I have reviewed this annual report on Form 10-K of Dick's Sporting Goods, Inc.;
2. Based on my knowledge, this report does not contain any untrue statement of a material fact or omit to state a material fact necessary to make the statements made, in light of the circumstances under which such statements were made, not misleading with respect to the period covered by this report;
3. Based on my knowledge, the financial statements, and other financial information included in this report, fairly present in all material respects the financial condition, results of operations and cash flows of the registrant as of, and for, the periods presented in this report;
4. The registrant's other certifying officers and I are responsible for establishing and maintaining disclosure controls and procedures (as defined in Exchange Act Rules 13a-15(e) and 15d-15(e)) and internal control over financial reporting (as defined in Exchange Act Rules 13a-15(f) and 15d-15(f)) for the registrant and have:
 - a) Designed such disclosure controls and procedures, or caused such disclosure controls and procedures to be designed under our supervision, to ensure that material information relating to the registrant, including its consolidated subsidiaries, is made known to us by others within those entities, particularly during the period in which this report is being prepared;
 - b) Designed such internal control over financial reporting, or caused such internal control over financial reporting to be designed under our supervision, to provide reasonable assurance regarding the reliability of financial reporting and the preparation of financial statements for external purposes in accordance with generally accepted accounting principles;
 - c) Evaluated the effectiveness of the registrant's disclosure controls and procedures and presented in this report our conclusions about the effectiveness of the disclosure controls and procedures, as of the end of the period covered by this report based on such evaluation; and
 - d) Disclosed in this report any change in the registrant's internal control over financial reporting that occurred during the registrant's fourth fiscal quarter that has materially affected, or is reasonably likely to materially affect, the registrant's internal control over financial reporting; and
5. The registrant's other certifying officers and I have disclosed, based on our most recent evaluation of internal control over financial reporting, to the registrant's auditors and the audit committee of registrant's board of directors (or persons performing the equivalent function):
 - a) All significant deficiencies and material weaknesses in the design or operation of internal control over financial reporting which are reasonably likely to adversely affect the registrant's ability to record, process, summarize and report financial information; and
 - b) Any fraud, whether or not material, that involves management or other employees who have a significant role in the registrant's internal control over financial reporting.

/s/ TIMOTHY E. KULLMAN

Timothy E. Kullman
Executive Vice President — Finance, Administration and Chief Financial Officer
Dick's Sporting Goods, Inc.

Date: March 18, 2010

**CERTIFICATION PURSUANT TO
18 U.S.C. SECTION 1350
AS ADOPTED PURSUANT TO
SECTION 906 OF THE SARBANES-OXLEY ACT OF 2002**

In connection with the Annual Report on Form 10-K of Dick's Sporting Goods, Inc. (the "Company") for the period ended January 30, 2010, as filed with the Securities and Exchange Commission on the date hereof (the "Report"), I, Edward W. Stack, Chief Executive Officer of the Company, certify, pursuant to 18 U.S.C. Section 1350, as adopted pursuant to Section 906 of the Sarbanes-Oxley Act of 2002, that:

- (1) The Report complies fully with the requirements of Section 13(a) or 15(d) of the Securities Exchange Act of 1934, as amended; and
- (2) The information contained in the Report fairly presents, in all material respects, the financial condition and results of operations of the Company.

/s/ EDWARD W. STACK

Date: March 18, 2010

Edward W. Stack
Chairman, Chief Executive Officer and Director
Dick's Sporting Goods, Inc.

**CERTIFICATION PURSUANT TO
18 U.S.C. SECTION 1350
AS ADOPTED PURSUANT TO
SECTION 906 OF THE SARBANES-OXLEY ACT OF 2002**

In connection with the Annual Report on Form 10-K of Dick's Sporting Goods, Inc. (the "Company") for the period ended January 30, 2010, as filed with the Securities and Exchange Commission on the date hereof (the "Report"), I, Timothy E. Kullman, Chief Financial Officer of the Company, certify, pursuant to 18 U.S.C. Section 1350, as adopted pursuant to Section 906 of the Sarbanes-Oxley Act of 2002, that:

- (1) The Report complies fully with the requirements of Section 13(a) or 15(d) of the Securities Exchange Act of 1934, as amended; and
- (2) The information contained in the Report fairly presents, in all material respects, the financial condition and results of operations of the Company.

/s/ TIMOTHY E. KULLMAN

Date: March 18, 2010

Timothy E. Kullman
Executive Vice President — Finance, Administration and
Chief Financial Officer Dick's Sporting Goods, Inc.

Reconciliation of Non-GAAP Financial Measures

This Annual Report to Stockholders contains certain non-GAAP financial information. The adjusted financial information is considered non-GAAP and is not preferable to GAAP financial information; however, the Company believes this information provides additional measures of performance that the Company's management and investors can use to compare core, operating results between reporting periods. The Company has provided reconciliations below for EBITDA, ROIC, net income and earnings per share adjusted for merger and integration costs, non-cash impairment charges and the gain on sale of asset.

EBITDA

EBITDA should not be considered as an alternative to net income or any other generally accepted accounting principles measure of performance or liquidity. EBITDA, as the Company has calculated it, may not be comparable to similarly titled measures reported by other companies. EBITDA is a key metric used by the Company that provides a measurement of profitability that eliminates the effect of changes resulting from financial decisions, tax regulations, and capital investments.

EBITDA	2009	2009 Adjusted	2008	2008 Adjusted	2007
<i>(Dollars in thousands)</i>					
Net income (loss)	\$ 135,359	\$ 141,427	\$ (39,865)	\$ 132,724	\$ 150,566
Provision for income taxes	87,817	91,862	53,686	87,968	99,511
Interest expense, net	2,395	2,395	18,915	18,915	18,740
Depreciation and amortization	100,948	98,470	90,732	88,340	75,052
EBITDA	\$ 326,519	\$ 334,154	\$ 123,468	\$ 327,947	\$ 343,869
GAAP EBITDA % increase (decrease) over Prior Year		164%	(64%)		
Adjusted EBITDA % increase (decrease) over Prior Year		2%	(5%)		

EBITDA Fiscal 2009 (Adjusted) ¹	Fiscal 2009	Add: Merger and integration costs	Results adjusted for merger and integration costs
Net income	\$ 135,359	\$ 6,068	\$ 141,427
Provision for income taxes	87,817	4,045	91,862
Interest expense, net	2,395	—	2,395
Depreciation and amortization	100,948	(2,478)	98,470
EBITDA	\$ 326,519	\$ 7,635	\$ 334,154

¹ Presents EBITDA adjusted for merger and integration costs.

EBITDA Fiscal 2008 (Adjusted) ²	Fiscal 2008	Add: Merger and integration costs	Add: Non-cash impairment charges	Less: Gain on sale of asset	Results adjusted for merger and integration costs, non-cash impairment charges and gain on sale of asset
Net (loss) income	\$ (39,865)	\$ 12,341	\$ 161,662	\$ 1,414	\$ 132,724
Provision for income taxes	53,686	3,536	31,688	942	87,968
Interest expense, net	18,915	—	—	—	18,915
Depreciation and amortization	90,732	(2,392)	—	—	88,340
EBITDA	\$ 123,468	\$ 13,485	\$ 193,350	\$ 2,356	\$ 327,947

² Presents EBITDA adjusted for merger and integration costs, non-cash impairment charges and gain on sale of asset.

Return On Invested Capital (ROIC)

	2009	2008	2007	2006	2005	2004
<i>(Dollars in thousands)</i>						
Net income (loss)	\$ 135,359	\$ (39,865)	\$ 150,566	\$ 108,473	\$ 69,054	\$ 65,366
Impairment of goodwill and other intangible assets, after tax	—	143,888	—	—	—	—
Impairment of store assets, after tax	—	17,774	—	—	—	—
Merger integration and store closing costs, after tax	6,068	12,341	—	—	22,674	12,202
Gain on sale of asset, after tax	—	(1,414)	—	—	—	—
Gain on sale of non cash investment, after tax	—	—	—	—	(1,106)	(6,589)
Stock option expense, after tax ¹	—	—	—	—	(13,484)	(11,761)
Adjusted net income	141,427	132,724	150,566	108,473	77,138	59,218
Net Income for ROIC Calculation	141,427	132,724	150,566	108,473	77,138	59,218
Interest expense, net, after tax	1,437	11,349	11,244	10,153	11,701	8,345
Rent expense, net, after tax	203,984	191,538	161,045	123,473	117,801	86,369
Net Income for ROIC after adjustments (numerator)	\$ 346,848	\$ 335,612	\$ 322,855	\$ 242,098	\$ 206,640	\$ 153,932
Total stockholders' equity	\$ 1,083,227	\$ 893,577	\$ 894,303	\$ 632,099	\$ 434,670	\$ 339,923
Total debt	142,243	181,543	173,558	166,086	159,684	230,340
Operating leases capitalized at 8x annual rent expense	2,719,789	2,553,843	2,140,138	1,646,311	1,570,680	1,151,587
Total debt and operating leases capitalized at 8x annual rent expense	2,862,032	2,735,386	2,313,696	1,812,397	1,730,364	1,381,927
Total capital (total stockholders' equity + total debt and operating leases capitalized at 8x annual rent expense)	3,945,259	3,628,963	3,207,999	2,444,496	2,165,034	1,721,850
Average total capital (denominator) ²	\$ 3,787,111	\$ 3,418,481	\$ 2,826,247	\$ 2,304,765	\$ 1,943,442	\$ 1,371,543
ROIC	9.2%	9.8%	11.4%	10.5%	10.6%	11.2%
ROIC using GAAP amounts ³	9.0%	4.8%	11.4%	10.5%	10.2%	11.7%

¹ Fiscal 2005 and 2004 results are adjusted for the effect of expensing stock options.

² Average total capital is calculated as the sum of the current and prior year ending total capital divided by two.

³ ROIC using GAAP amounts was derived as the quotient of GAAP Net Income for ROIC not adjusted (numerator) and average total capital.

Non-GAAP Net Income and Earnings Per Share Reconciliation

Year Ended January 30, 2010	As Reported	Merger and Integration Costs	Non-GAAP Total
<i>(In thousands, except per share data)</i>			
Net sales	\$ 4,412,835	\$ —	\$ 4,412,835
Cost of goods sold, including occupancy and distribution costs	3,195,899	—	3,195,899
Gross profit	1,216,936	—	1,216,936
Selling, general and administrative expenses	972,025	—	972,025
Merger and integration costs	10,113	(10,113)	—
Pre-opening expenses	9,227	—	9,227
Income from operations	225,571	10,113	235,684
Interest expense, net	2,395	—	2,395
Income before income taxes	223,176	10,113	233,289
Provision for income taxes	87,817	4,045	91,862
Net income	\$ 135,359	\$ 6,068	\$ 141,427
Earnings per common share:			
Basic	\$ 1.20		\$ 1.25
Diluted	\$ 1.15		\$ 1.20
Weighted average common shares outstanding:			
Basic	113,184		113,184
Diluted	117,955		117,955

Non-GAAP Net Income and Earnings Per Share Reconciliation

Year Ended January 31, 2009	As Reported	Merger and Integration Costs ¹	Impairment Charges ³	Non-GAAP Total
<i>(In thousands, except per share data)</i>				
Net sales	\$ 4,130,128	\$ —	\$ —	\$ 4,130,128
Cost of goods sold, including occupancy and distribution costs	2,946,079	—	—	2,946,079
Gross profit	1,184,049	—	—	1,184,049
Selling, general and administrative expenses	928,170	—	—	928,170
Impairment of goodwill and other intangible assets	164,255	—	(164,255)	—
Impairment of store assets	29,095	—	(29,095)	—
Merger and integration costs	15,877	(15,877)	—	—
Pre-opening expenses	16,272	—	—	16,272
Income from operations	30,380	15,877	193,350	239,607
Gain on sale of asset	(2,356)	—	—	(2,356)
Interest expense, net	18,915	—	—	18,915
Income before income taxes	13,821	15,877	193,350	223,048
Provision for income taxes, excluding tax impact of non-deductible executive separation costs	51,181	6,041	31,688	88,910
Tax impact of non-deductible executive separation costs	2,505	(2,505)	—	—
Provision for income taxes	53,686	3,536	31,688	88,910
Net (loss) income	\$ (39,865)	\$ 12,341	\$ 161,662	\$ \$134,138
Earnings (loss) per common share:				
Basic	\$ (0.36)			\$ 1.20
Diluted ²	\$ (0.36)			\$ 1.15
Weighted average common shares outstanding:				
Basic	111,662			111,662
Diluted	111,662			116,650

Notes:

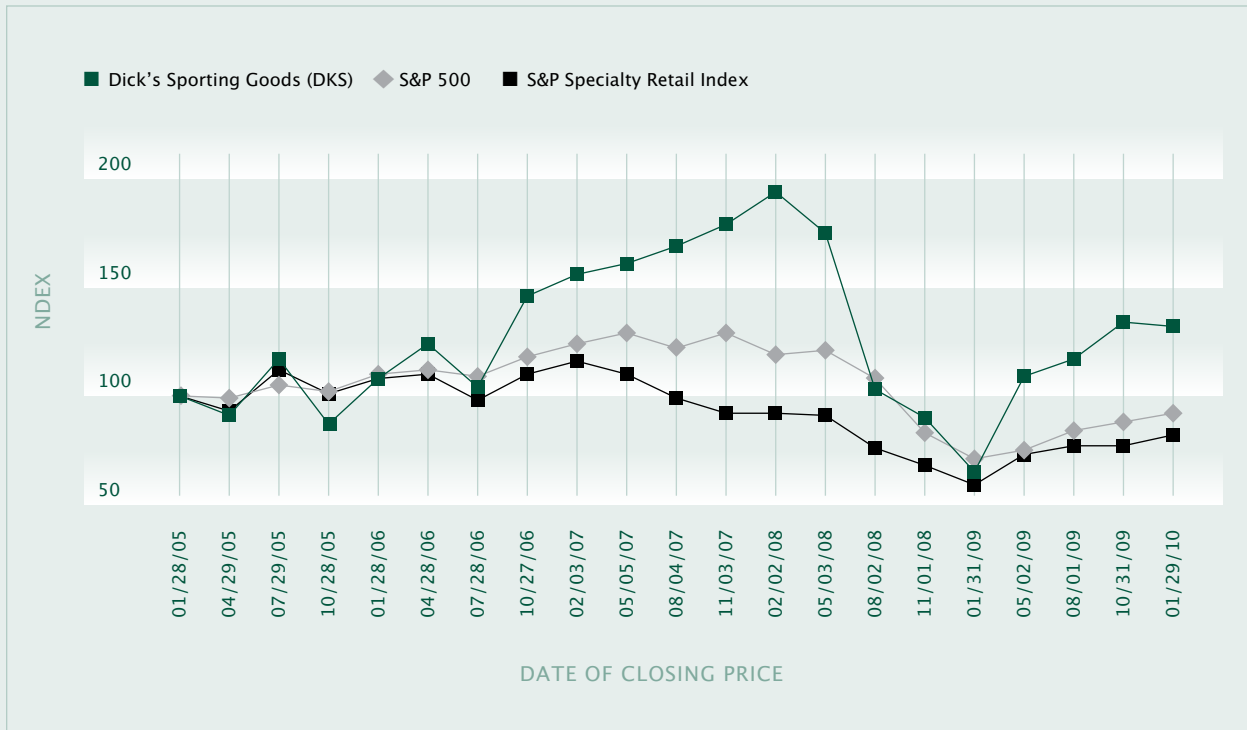
¹ Costs related to the Golf Galaxy and Chick's Sporting Goods integration total \$18.4 million, which includes \$15.9 million of pre tax "merger and integration costs" and \$2.5 million included in the Company's provision for income taxes reflecting the "tax impact of non-deductible executive separation costs". The net income impact of merger and integration costs equals \$12.3 million, which includes \$9.8 million for the after tax amount of "merger and integration costs" and the \$2.5 million included in the Company's provision for income taxes reflecting the "tax impact of non-deductible executive separation costs."

² Due to the net loss, as reported diluted earnings per share is calculated using basic weighted average common shares outstanding.

³ The goodwill impairment charge of \$111,312 is not deductible for tax purposes.

Comparison of Cumulative Total Returns

The following graph compares the performance of the Company's common stock with the performance of the Standard & Poor's 500 Composite Stock Price Index (the "S&P 500"), the S&P Specialty Retail Index, and Hibbett Sports (NASDAQ: HIBB) for the periods indicated below. The graph assumes that \$100 was invested on January 28, 2005 in the Company's common stock, the S&P 500, the S&P Specialty Retail Index and Hibbett Sports and that all dividends were reinvested.



The stock performance graph is not necessarily indicative of future performance.

CORPORATE AND STOCKHOLDER INFORMATION

Corporate Office

345 Court Street
Coraopolis, PA 15108
724-273-3400

The Dick's Sporting Goods Website

www.dickssportinggoods.com

Transfer Agent and Registrar

American Stock Transfer & Trust Company
59 Maiden Lane
New York, NY 10038

Independent Registered Public Accounting Firm

Deloitte & Touche LLP
2500 One PPG Place
Pittsburgh, PA 15222

Common Stock

The shares of Dick's Sporting Goods, Inc. common stock are listed and traded on the New York Stock Exchange (NYSE), under the symbol "DKS." The shares of the Company's Class B common stock are neither listed nor traded on any stock exchange or other market.

The number of holders of record of shares of the Company's common stock and Class B common stock as of April 5, 2010 was 237 and 9 respectively.

Quarterly Stock Price Range

Set forth below, for the applicable periods indicated, are the high and low closing sales prices per share of the Company's common stock as reported by the NYSE.

2009 Fiscal Quarter Ended	High	Low
May 2, 2009	\$ 19.62	\$ 10.77
August 1, 2009	\$ 20.04	\$ 16.14
October 31, 2009	\$ 25.74	\$ 19.45
January 30, 2010	\$ 26.05	\$ 20.76

2008 Fiscal Quarter Ended	High	Low
May 3, 2008	\$ 33.40	\$ 24.64
August 2, 2008	\$ 29.52	\$ 15.65
November 1, 2008	\$ 23.97	\$ 13.11
January 31, 2009	\$ 16.36	\$ 9.56

Dividend Policy

We have never declared or paid any cash dividends on our common stock and do not anticipate paying any cash dividends in the foreseeable future. In addition, our credit agreement restricts our ability to pay cash dividends.

Non-GAAP Financial Measures

For any non-GAAP financial measures used in this report, see pages 97–100 for a presentation of the most directly comparable GAAP financial measure and a quantitative reconciliation to that GAAP financial measure.

Annual Meeting

June 2nd at 1:30 p.m.
Hyatt Regency
1111 Airport Boulevard
Pittsburgh, PA

Form 10-K

A Form 10-K is available without charge online at www.dickssportinggoods.com/investors, e-mail at investors@dcsq.com or through www.sec.gov.

It is also available upon request to:

Investor Relations
345 Court Street
Coraopolis, PA 15108
724-273-3400



2009 CORPORATE OFFICERS

Edward W. Stack
Chairman & Chief Executive Officer

Timothy E. Kullman
Executive Vice President,
Finance, Administration &
Chief Financial Officer

Joseph H. Schmidt
President &
Chief Operating Officer

Jeffrey R. Hennion
Executive Vice President &
Chief Marketing Officer

Kathryn L. Sutter
Senior Vice President –
Human Resources

Lee J. Belitsky
Senior Vice President –
Operations

Diane E. Lazzaris*
Senior Vice President –
Legal, General Counsel &
Corporate Secretary

Matthew J. Lynch
Senior Vice President &
Chief Information Officer

Joseph R. Oliver
Senior Vice President,
Chief Accounting Officer
and Controller

* Ms. Lazzaris and Ms. Smith left their respective positions in February 2010

BOARD OF DIRECTORS

Edward W. Stack
Director since 1984
Chairman & CEO
Dick's Sporting Goods, Inc.

William J. Colombo
Director since 2002
Vice Chairman
Dick's Sporting Goods, Inc.

Emanuel Chirico
Director since 2003
Chairman & Chief Executive Officer
Phillips-Van Heusen Corporation

Brian J. Dunn
Director since 2007
Chief Executive Officer
Best Buy Co., Inc.

David I. Fuente
Director since 1993
Previous Chairman of the Board &
Chief Executive Officer
Office Depot, Inc.

Walter Rossi
Director since 1993
Previous Chairman of the Retail Group at
Phillips-Van Heusen Corporation &
Chairman & Chief Executive Officer
of Mervyn's

Lawrence J. Schorr
Director since 1985
Chief Executive Officer, Boltaron Performance
Products, LLC & Previous Co-Managing Partner of
Levene, Gouldin & Thompson, LLP

Catherine R. Smith*
Director since 2009
Executive Vice President &
Chief Financial Officer
GameStop Corp.

Larry D. Stone
Director since 2007
President & Chief Operating Officer
Lowe's Companies, Inc.

717

EVERY SEASON STARTS AT



DICK'S SPORTING GOODS, INC.

345 Court Street Coraopolis, PA 15108 724-273-3400 www.dickssportinggoods.com