

# **ATSG**

*Air Transport Services Group, Inc. <sup>SM</sup>*

**2015 Annual Report**



## To Our Shareholders

2015 included a number of major achievements for your company, including financial results that were among the best we have ever recorded, and some of the best new-business developments in our history.

Our financial results show that we are back in a growth mode, at a time when much of the air cargo industry has been flat. That's a testament to our strong commitment to midsize cargo aircraft, especially the medium wide-body Boeing 767 freighter now regarded the world over as the premier freighter for regional express and e-commerce networks. Our differentiated business model, focused on the 767, adds significant advantages. It includes leasing, ACMI operating capability, maintenance, and ancillary services we can leverage to deliver solutions that are difficult to match in today's marketplace.

We had forty-seven 767 freighters in service at the end of 2015, more than any other provider offering them on a dedicated basis. We are adding more of them this year and next to meet growing demand from customers who recognize the model's efficiency and flexibility.

We added \$30 million in revenues last year versus 2014, for a total of \$619 million. We delivered strong net earnings from continuing operations of \$39 million, or \$0.60 per share, and set a record with operating cash flow of \$174 million. The key to those financial results was more freighter aircraft in service, including thirty of our 767 freighters under multi-year dry-lease arrangements by year-end. We also kept the aircraft we operate—forty-one at peak last year—in the air and serving our customers.

Cargo Aircraft Management, our leasing business, was again the principal driver of our strong earnings progress in 2015, and is poised for improved results in 2016. CAM deployed six more 767 freighters in 2015 to external lease customers. We expect double-digit growth in its dry lease portfolio over the next two years, based on demand from customers in the U.S., Europe and Asia.

Our ACMI Services segment sharply improved its performance in 2015. Our airlines, ABX Air and Air Transport International, delivered exceptional service to both new and continuing customers during the peak holiday season. We expect both to add to their operating fleets as the year progresses.

We invested \$159 million in our business last year, including the purchase and modification of four 767-300 aircraft. All four were acquired with dry-lease customers ready to take them when ready, and three have eight-year lease commitments.

The year also included several strategic accomplishments that will generate strong cash flow streams across all of our businesses for years to come.

2015 began with a four-year extension of our relationship with DHL, our largest customer, for whom we remain the principal provider of U.S. air network support. The extensions to our agreements to lease and operate aircraft on DHL's behalf took effect in April 2015 and had the effect of doubling the number of contracted months for our dry-leased 767s in DHL's network, and



included continued operating support from ABX Air for fifteen aircraft. Our DHL-leased fleet has grown significantly since April 2015, and now includes five 767-300 freighters.

We also signed a new multi-year heavy maintenance agreement with Delta Air Lines for its fleet of more than eighty Boeing 717 passenger aircraft. That agreement, which began last October, validates both the 2014 expansion of our hangar capacity in Wilmington and our decades of experience servicing similar DC-9 airframes.

We have expanded our customer relationships abroad. We deployed one 767 with Raya Airways in Asia and another with a carrier in Europe. We also added dry leases with Sweden's West Atlantic, where we are a significant investor. Three of our 767s now operate in West Atlantic's European regional fleet.

Our expanded global footprint included a pathway into the China market through a joint venture. We have partnered there with a regional airline, Okay Airways, the e-commerce retailer Vipshop, and other investors in China to establish a regional air cargo airline that will be based in Tianjin, a major port and industrial center in the northeast. We expect the venture to launch intra-China cargo service in the second half of this year, initially with Boeing 737 cargo aircraft. We anticipate that as it grows, it will add 767 freighters, leveraging our expertise and resources.

Perhaps our most exciting development in 2015 was the initiation of dedicated U.S. cargo service for Amazon. The trial air operation we launched last September—less than a month after concept approval—quickly expanded to five of


our 767-200 freighters with significant logistics support during the holiday season, and continues currently.

After proving the concept, we executed agreements in March 2016 with Amazon for the lease and airline operation of twenty 767s, to operate within a North American network. The aircraft will include twelve of our current 767-200s, plus eight more 767-300s that we will acquire, convert to freighter configuration, and deploy through mid-year 2017. The five-year operating agreement covers our flight crews, maintenance and insurance on the aircraft, plus logistical services in multiple sites.

We know that our available 767s, and our access to more, are compelling reasons to work with us in developing a major air network. But we also regard our supplemental services, including maintenance, freight handling, and network management as equally important elements of our solution set. The decades of experience our employees have operating efficiently within an air express network doesn't show up on our balance sheet, but it is an attribute that is not lost on any of our customers who want to utilize our aircraft and operating capabilities in that environment.

The Amazon agreements include an equity component that demonstrates Amazon's confidence in our business, and their commitment to the air network they intend to develop with our support.

We have started to issue warrants to Amazon towards the purchase of up to 19.9 percent of ATSG's common shares, with vesting periods over the next five years. This component of our long-term relationship with Amazon



will require your vote in favor of a proposal on our 2016 proxy ballot to increase the number of shares we can issue. This increase is essential to accommodate the warrants, and for other corporate purposes. We have provided more information about it in the proxy materials we are providing for our 2016 annual meeting of shareholders.

In 2016, we expect to place six more 767s in service while investing about \$290 million overall, with most of that spending allocated to the 767-300s we will deliver to Amazon this year and next. These investments are well within the scope of our current cash flow outlook and credit availability, thanks to our conservative debt leverage.


We expect our fleet investments, and new lease agreements for current 767s, to increase our externally leased 767 aircraft portfolio by fourteen this year to forty-four, representing more than 80 percent of our fifty-three operating 767s at the end of 2016. Our airlines could separately be contracted to operate as many as thirty-one of those externally leased 767s.

Even as fleet investments continue, we will continue to create value through an array of capital allocation options, including the share repurchase program we launched last year. We spent \$10.3 million to acquire 1.1 million of our shares in 2015, and we are setting an increased pace of repurchases thus far in 2016. We expect that our conservative balance sheet, and the predictable cash flow associated with long-term customer contracts, will


support a volume of share repurchases that significantly mitigates the dilutive effect of increasing the share count to accommodate Amazon's future exercise of warrants.

The Amazon relationship is important to us, and represents major progress toward diversifying our revenue base. We also expect some synergies to develop through our coverage of two major U.S. air networks. As we ramp up support for Amazon, however, we will make sure to maintain excellent service to DHL, the U.S. Military, and all of our other customers.

2015 was a very good year, and 2016 is shaping up to be an even better one. Our converted 767 freighters are in high demand, and we intend to acquire and deploy more of them. Our more than 2,200 dedicated team members in Ohio and around the world are already applying their experience and skill sets to help customers achieve their business goals. As we execute the plans we have prepared, we appreciate your continued support, and hope to share more good news about our progress as the year unfolds.



Joseph C. Hete  
President & Chief Executive Officer  
Air Transport Services Group, Inc.



**UNITED STATES  
SECURITIES AND EXCHANGE COMMISSION  
Washington, D.C. 20549**

**FORM 10-K**

**ANNUAL REPORT PURSUANT TO SECTION 13 OR 15(D)  
OF THE SECURITIES EXCHANGE ACT OF 1934**

For the fiscal year ended December 31, 2015

Commission file number 000-50368



(Exact name of registrant as specified in its charter)

**Delaware**  
(State of Incorporation)

**26-1631624**  
(I.R.S. Employer Identification No.)

**145 Hunter Drive, Wilmington, OH 45177**

(Address of principal executive offices)

**937-382-5591**

(Registrant's telephone number, including area code)

**Securities registered pursuant to Section 12(b) of the Act:**  
**Common Stock, Par Value \$.01 per share**  
(Title of class)

**Name of each exchange on which registered: NASDAQ Stock Market LLC**  
**Securities registered pursuant to Section 12(g) of the Act: None**

Indicate by check mark if the registrant is a well-known seasoned issuer, as defined in Rule 405 of the Securities Act. YES  NO

Indicate by check mark if the registrant is not required to file reports pursuant to Section 13 or Section 15(d) of the Act. YES  NO

Indicate by check mark whether the registrant (1) has filed all reports required to be filed by Section 13 or 15(d) of the Securities Exchange Act of 1934 during the preceding 12 months (or for such shorter period that the registrant was required to file such reports), and (2) has been subject to such filing requirements for the past 90 days. YES  NO

Indicate by check mark whether the registrant has submitted electronically and posted on its corporate Web site, if any, every Interactive Data File required to be submitted and posted pursuant to Rule 405 of Regulations S-T (§232.405 of this chapter) during the preceding 12 months (or for such shorter period that the registrant was required to submit and post such files). YES  NO

Indicate by check mark if disclosure of delinquent filers pursuant to Item 405 of Regulation S-K is not contained herein, and will not be contained, to the best of registrant's knowledge, in definitive proxy or information statements incorporated by reference in Part III of this Form 10-K or any amendment to this Form 10-K.

Indicate by check mark whether the registrant is a large accelerated filer, an accelerated filer, a non accelerated filer, or a smaller reporting company. See the definitions of "large accelerated filer," "accelerated filer" and "smaller reporting company" in Rule 12b-2 of the Exchange Act. (Check one):

Large accelerated filer

Accelerated filer

Non-accelerated filer  (Do not check if a smaller reporting company)

Smaller reporting company

Indicate by check mark whether the registrant is a shell company (as defined in Rule 12b-2 of the Act). YES  NO

The aggregate market value of the voting and non-voting common equity held by non-affiliates computed by reference to the price at which the common equity was last sold, as of the last business day of the registrant's most recently completed second fiscal quarter: \$551,045,344. As of March 14, 2016, 63,888,980 shares of the registrant's common stock, par value \$0.01, were outstanding.

**DOCUMENTS INCORPORATED BY REFERENCE**

Portions of the Proxy Statement for the Annual Meeting of Stockholders scheduled to be held May 12, 2016 are incorporated by reference into Part III.

## **FORWARD LOOKING STATEMENTS**

Statements contained in this annual report on Form 10-K, including “Management’s Discussion and Analysis of Financial Condition and Results of Operations,” in Item 7, that are not historical facts are considered forward-looking statements (as that term is defined in the Private Securities Litigation Reform Act of 1995). Words such as “projects,” “believes,” “anticipates,” “will,” “estimates,” “plans,” “expects,” “intends” and similar words and expressions are intended to identify forward-looking statements. These forward-looking statements are based on expectations, estimates and projections as of the date of this filing, and involve risks and uncertainties that are inherently difficult to predict. Actual results may differ materially from those expressed in the forward-looking statements for any number of reasons, including those described in “Risk Factors” starting on page 11 and in “Results of Operations” starting on page 24.

**AIR TRANSPORT SERVICES GROUP, INC. AND SUBSIDIARIES**  
**2015 FORM 10-K ANNUAL REPORT**

**TABLE OF CONTENTS**

	<u>Page</u>
<b>PART I</b>	
Item 1. Business	1
Item 1A. Risk Factors	11
Item 1B. Unresolved Staff Comments	18
Item 2. Properties	18
Item 3. Legal Proceedings	19
Item 4. Mine Safety Disclosures	19
<b>PART II</b>	
Item 5. Market for Registrant’s Common Equity, Related Stockholder Matters and Issuer Purchases of Equity Securities	20
Item 6. Selected Consolidated Financial Data	22
Item 7. Management’s Discussion and Analysis of Financial Condition and Results of Operations	23
Item 7A. Quantitative and Qualitative Disclosures About Market Risk	39
Item 8. Financial Statements and Supplementary Data	40
Item 9. Changes in and Disagreements With Accountants on Accounting and Financial Disclosure	72
Item 9A. Controls and Procedures	72
Item 9B. Other Information	74
<b>PART III</b>	
Item 10. Directors, Executive Officers and Corporate Governance	74
Item 11. Executive Compensation	75
Item 12. Security Ownership of Certain Beneficial Owners and Management and Related Stockholder Matters	75
Item 13. Certain Relationships and Related Transactions, and Director Independence	75
Item 14. Principal Accounting Fees and Services	75
<b>PART IV</b>	
Item 15. Exhibits and Financial Statement Schedules	75
SIGNATURES	81

[THIS PAGE INTENTIONALLY LEFT BLANK]



## PART I

### ITEM 1. BUSINESS

#### General Development of Business

Air Transport Services Group, Inc. provides aircraft leasing, airline operations, aircraft maintenance and other support services to the air cargo transportation and package delivery industries. We offer a range of complementary services to delivery companies, freight forwarders, airlines and government customers. We provide standalone services as well as customized, bundled solutions. (When the context requires, we may use the terms “Company” and “ATSG” in this report to refer to the business of ATSG and its subsidiaries on a consolidated basis.) Our services are summarized below.

Aircraft leasing: We lease cargo aircraft through ATSG's leasing subsidiary, Cargo Aircraft Management, Inc. (“CAM”). CAM services global demand for medium range and medium capacity airlift by offering Boeing 767, 757 and 737 aircraft leases. CAM is able to provide competitive lease rates by converting passenger aircraft into cargo freighters. CAM monitors the medium passenger aircraft sale markets and acquires passenger aircraft based on projected into-service costs and rate of return targets, then manages the modification of passenger aircraft into freighters. As a result, the converted freighters can be deployed into regional markets more economically than larger capacity aircraft, newly built freighters or other competing alternatives. CAM's aircraft leases are typically under multi-year agreements.

ACMI services: ATSG wholly owns two airlines, ABX Air, Inc. (“ABX”) and Air Transport International, Inc. (“ATI”), each independently certificated by the U.S. Department of Transportation. The Company's airlines contract directly with customers to supply a combination of aircraft, crews, maintenance and insurance services, commonly referred to as ACMI services. ABX operates Boeing 767 freighter aircraft, while ATI operates Boeing 767 and Boeing 757 freighter and 757 "combi" aircraft. Combi aircraft are capable of carrying passengers and cargo containers on the main flight deck. The airlines can conduct cargo operations worldwide.

Support services: Customers who lease our aircraft typically need related services, such as scheduled aircraft maintenance, aircraft line maintenance, crew training and other transportation related solutions which our subsidiaries can provide. The support services we provide to delivery companies, freight forwarders and other airlines provide us with a competitive advantage for diversification and incremental revenues. Our businesses and subsidiaries providing support services are summarized below.

- ABX provides flight crew training, flight simulator rental and aircraft line maintenance services;
- Airborne Maintenance and Engineering Services, Inc. (“AMES”) is an aircraft maintenance, repair and overhaul business. AMES also provides aircraft line maintenance;
- AMES Material Services, Inc. (“AMS”) resells and brokers aircraft parts;
- LGSTX Services, Inc. (“LGSTX”) provides material handling and ground equipment maintenance and ground equipment rentals for aircraft support;
- LGSTX Distribution Services, Inc. (“LDS”) operates mail and package sorting centers.

Our business development and marketing activities are led by the Company's Airborne Global Solutions, Inc. (“AGS”) subsidiary. AGS assists our businesses in achieving their sales and marketing plans by identifying customers' business and operational requirements and by providing sales leads to our subsidiaries. AGS develops bundled, turn-key cargo airline solutions that leverage the entire portfolio of the Company's subsidiaries' capabilities to provide flexible, customized services based on our experience in global cargo operations.

The Company is incorporated in Delaware and its headquarters is in Wilmington, Ohio. ATSG's common shares are publicly traded on the NASDAQ Stock Market under the symbol ATSG. ATSG was formed on December 31, 2007, for the purpose of creating a holding company structure from the reorganization of ABX which was incorporated in 1980. Between 1980 and August 2003, ABX was an affiliate of Airborne, Inc. (“Airborne”), a former publicly traded, integrated delivery service provider. On August 15, 2003, ABX was separated from Airborne and became an independent publicly traded company, in conjunction with the acquisition of Airborne by an indirect wholly-owned subsidiary of DHL Worldwide Express, B.V. In 2004, we established LDS to provide mail sorting services to the United States Postal Service, (“USPS”). The Company acquired CAM, ATI and Capital Cargo International Airlines, Inc. (“CCIA”) on December 31, 2007. ATI began operations in 1979 and was an affiliate of BAX Global, Inc. (“BAX/Schenker”) prior to 2006. In 2009, the aircraft maintenance operations of ABX, including a hangar facility in Wilmington, were spun-

out into AMES, a wholly-owned subsidiary of the Company. Similarly, in 2010, the material handling and aviation ground support operations of ABX were spun-out into a wholly-owned subsidiary of the Company, now known as LGSTX. During 2013, we merged CCIA into ATI, with ATI as the surviving entity.

In January 2014, the Company acquired a 25 percent equity interest in West Atlantic AB of Gothenburg, Sweden. West Atlantic AB, through its two airlines, Atlantic Airlines Ltd. and West Air Sweden AB, operates a fleet of approximately 45 aircraft. West Atlantic AB operates its aircraft on behalf of European regional mail carriers and express logistics providers. The airlines operate a combined fleet of British Aerospace ATPs, Bombardier CRJ-200-PFs, and Boeing 767 and 737 aircraft.

In September 2015, the Company entered into a joint venture agreement to establish an express cargo airline serving multiple destinations within the Peoples Republic of China (including Hong Kong, Macau and Taiwan) and surrounding countries. The airline will be based in in Tianjin, China with registered capital of 400 million RMB (US\$63 million). It will be established pending the receipt of required governmental approvals and plans to commence flight operations in the second half of 2016. We expect to contribute approximately \$16 million to the joint venture over the next six months. We plan to offer the new airline aircraft leases to build its fleet.

In September, 2015, we began to operate a trial air network for Amazon Fulfillment Services, Inc. ("AFS"), a subsidiary of Amazon.com, Inc. ("Amazon"). The network grew to five dedicated Boeing 767 freighter aircraft during 2015 and includes services for cargo handling and logistical support. On March 8, 2016, the Company entered into an Air Transportation Services Agreement (the "ATSA") with AFS pursuant to which CAM will lease 20 Boeing 767 freighter aircraft to AFS, including 12 Boeing 767-200 freighter aircraft for a term of five years and eight Boeing 767-300 freighter aircraft for a term of seven years. The ATSA, which has a term of five years, also provides for the operation of those aircraft by the Company's airline subsidiaries, and the performance of hub and gateway services by LGSTX. CAM owns all of the Boeing 767-200 freighter aircraft and either owns or has entered into commitments to purchase all of the Boeing 767-300 freighter aircraft that will be leased and operated under the ATSA. The ATSA becomes effective April 1, 2016.

In conjunction with the execution of the ATSA, the Company and Amazon entered into an Investment Agreement and a Stockholders Agreement. The Investment Agreement calls for the Company to issue warrants in three tranches, which will grant Amazon the right to acquire up to 19.9% of the Company's outstanding common shares measured as further described below. The exercise price of the warrants will be \$9.73 per share, which represents the closing price of ATSG's common shares on February 9, 2016. The first tranche of warrants, issued upon execution of the Investment Agreement, grants Amazon a right to purchase approximately 12.81 million ATSG common shares, with the right to purchase 7.69 million common shares vesting upon issuance and the right to purchase the remaining 5.12 million common shares vesting as ATSG delivers additional aircraft leased under the ATSA or as the Company achieves specified revenue targets in connection with the ATSA. The first tranche of warrants cannot be exercised prior to the earlier of the date of the 2016 Annual Meeting of Stockholders of ATSG and July 8, 2016. The second tranche of warrants, which will grant Amazon a right to purchase approximately 1.59 million ATSG common shares, will be issued on the second anniversary of the date of the Investment Agreement and will vest immediately upon issuance. The third tranche of warrants will be issued upon the date that is four years and six months after the date of the Investment Agreement, and will also vest immediately upon issuance. The third tranche of warrants will grant Amazon the right to purchase such additional number of ATSG common shares as is necessary to bring Amazon's ownership to 19.9% of the Company's pre-transaction outstanding common shares measured on a GAAP-diluted basis, adjusted for share issuances and repurchases by the Company following the date of the Investment Agreement, after giving effect to the issuance of the warrants. Each of the three tranches of warrants will be exercisable in accordance with its terms through the fifth anniversary of the date of the Investment Agreement. We anticipate making the common shares underlying the warrants available through a combination of share repurchases and the issuance of additional shares. The Company's stockholders will be asked to approve an amendment to the Certificate of Incorporation of the Company at the next annual meeting of stockholders to increase the number of authorized common shares and to approve the exercise in full of the warrants as required under the rules of the Nasdaq Global Select Market.

## **Financial Information**

The Company has two reportable segments, "ACMI Services" and "CAM." Due to the similarities among the Company's airline operations, they are aggregated into the ACMI Services segment. Our other business operations, including aircraft maintenance, engineering and modification services; aircraft part sales; equipment leasing and

maintenance; and mail and package handling do not constitute reportable segments due to their size. Customer revenues for 2015 are summarized below. Additional financial information about our segments and geographical revenues is presented in Note N to the accompanying consolidated financial statements.

	<u>CAM</u>	<u>ACMI Services</u>	<u>Support services</u>
External revenues (in thousands)	\$93,395	\$431,989	\$93,880
Subsidiaries and businesses	CAM	ABX, ATI	ABX, AMES, AMS, GFS, LDS, LGSTX

DHL Network Operations (USA), Inc. and its affiliates (individually and collectively, "DHL"), is the Company's largest customer. The Company has had long-term contracts with DHL since August 2003. Business with DHL totaled 46% of the Company's consolidated revenues in 2015. As of December 31, 2015, the Company, through CAM leased 17 Boeing 767 aircraft to DHL; 15 of those were being operated by the Company's airlines for DHL. Additionally, the airlines operated seven CAM-owned Boeing aircraft and one DHL leased aircraft under other operating arrangements with DHL. The U.S. Military comprised 16% of the Company's consolidated revenues in 2015, stemming primarily from revenue generated by operating four Boeing 757 combi aircraft.

## **Description of Business**

### *CAM*

CAM leases aircraft to ATSG's airlines and to external customers, including DHL, usually under multi-year contracts with a schedule of fixed monthly payments. Under a typical lease arrangement, the customer maintains the aircraft in serviceable condition at its own cost. At the end of the lease term, the customer is typically required to return the aircraft in approximately the same maintenance condition that existed at the inception of the lease, as measured by airframe and engine time since the last scheduled maintenance event. CAM examines the credit worthiness of potential customers, their short and long term growth prospects, their financial condition and backing, the experience of their management, and the impact of governmental regulation when determining the lease rate that is offered to the customer. In addition, CAM monitors the customer's business and financial status throughout the term of the lease.

As of December 31, 2015, CAM's fleet consisted of 55 serviceable Boeing 767 and 757 cargo aircraft. A complete list of the Company's aircraft is included in Item 2, Properties. Through CAM, we have expanded in recent years the Company's combined fleet of Boeing 767 and 757 aircraft and retired less efficient Boeing 727 and McDonnell Douglas DC-8 freighter aircraft. CAM has managed the modification of passenger aircraft into cargo aircraft as well as purchased previously modified cargo aircraft. Since the beginning of 2013, CAM has deployed six Boeing 767-300 and five Boeing 757 aircraft into its fleet.

### *ACMI Services*

Through the Company's two airline subsidiaries, we provide airline operations to DHL, delivery companies, other airlines, freight forwarders and the U.S. Military. A typical operating agreement requires our airline to supply, at a specific rate per block hour and/or per month, a combination of aircraft, crew, maintenance and insurance ("ACMI") for specified cargo operations. The customer is responsible for substantially all other aircraft operating expenses, including fuel, landing fees, parking fees and ground and cargo handling expenses. The airlines also operate charter agreements, including with the U.S. Military, which require the airline to provide full service, including fuel and other operating expenses, in addition to aircraft, crew, maintenance and insurance, for a fixed, all-inclusive price.

Our airlines operate medium payload and medium wide-body aircraft freighters usually on intra-continental flights and medium range inter-continental flights. The airlines typically operate our aircraft in the customers' regional networks that connect to and from global cargo networks. We do not operate larger capacity, long haul inter-continental freighters such as the Boeing 747 or Airbus A380 aircraft. The freighter types we operate have lower investment and ongoing maintenance costs and can operate cost efficiently with smaller loads on shorter routes than the larger capacity freighters.

Commencing March 31, 2010, the Company and DHL executed commercial agreements under which DHL leased thirteen Boeing 767-200 freighter aircraft from CAM while ABX operates those aircraft under a separate crew, maintenance and insurance ("CMI") agreement. The initial term of the CMI agreement was five years while the terms of the aircraft leases were seven years. In 2015, the Company and DHL amended and restated the CMI agreement ("restated CMI agreement"). As a result, effective April 1, 2015, the existing monthly aircraft lease rates for the Boeing 767-200 freighter aircraft declined approximately 5%, DHL agreed to lease an additional two Boeing 767 aircraft which were previously supporting DHL under short-term operating arrangements, and all Boeing 767 aircraft lease terms with DHL were extended through March 2019. Under the restated CMI agreement, ABX continues to operate and maintain the aircraft through March 2019.

Similar to the previous agreement, pricing for services provided under the restated CMI agreement is based on pre-defined fees scaled for the number of aircraft hours flown, aircraft scheduled and flight crews provided to DHL for its network. Under the new pricing structure of the restated CMI agreement, ABX assumes responsibility for the cost of complying with the Federal Aviation Administration, ("FAA"), airworthiness directives, the cost of Boeing 767 airframe maintenance and certain engine maintenance events for the DHL-leased aircraft that it operates. Although provisions of the restated CMI agreement negatively impact the Company's operating results, we project that the reduced earnings from the CMI operations for DHL will be offset through additional aircraft lease revenues, international ACMI opportunities, cost controls and aircraft maintenance growth.

Our airlines provide airlift to the Air Mobility Command ("AMC") through contracts awarded by the U.S. Transportation Command ("USTC"), both of which are organized under the U.S. Military. ATI contracts with the AMC for the operation of its unique fleet of four Boeing 757 "combi" aircraft, which are capable of simultaneously carrying passengers and cargo containers on the main flight deck. ATI has been operating combi aircraft for the U.S. Military since 1993. During 2013, ATI retired its four DC-8 combi aircraft and replaced the aircraft with the more modern Boeing 757 combi aircraft. The USTC awards flights to U.S. certificated airlines through annual contracts and awarded ATI three international routes for combi aircraft through September of 2016. These routes are not based on or related to conflicts in the Middle East.

Our airlines participate in the Department of Defense ("DOD") Civil Reserve Air Fleet ("CRAF") program which entitles our airlines to bid for military cargo charter operations. Our airlines may operate temporary "expansion" routes for the U.S. Military using the Boeing 757 combi and Boeing 767 freighter aircraft. Our participation in the CRAF program allows the DOD to requisition specified aircraft for military use during a national defense emergency.

Approximately 17% of the Company's consolidated revenues for 2015 were derived from providing airline operations for customers other than DHL and the U.S. Military. These ACMI and charter operations are typically provided to delivery companies, freight forwarders or other airlines.

Demand for air cargo services correlates closely with general economic conditions and the level of commercial activity in a geographic area. Stronger general economic conditions and growth in a region typically increase the need for product transportation. Historically, the cargo industry has experienced higher volumes during the fourth calendar quarter of each year due to increased shipments during the holiday season. Generally, time-critical delivery needs, such as just-in-time inventory management, increase the demand for air cargo delivery, while higher costs of aviation fuel generally reduces the demand for air delivery services. When aviation fuel prices increase, shippers will consider using ground transportation if the delivery time allows.

We have limited exposure to fluctuations in the price of aviation fuel under contracts with our customers. DHL, like most of our ACMI customers, procures the aircraft fuel and fueling services necessary for their flights. Our charter agreements with the U.S. Military are based on a preset pegged fuel price and include a subsequent true-up to the actual fuel prices.

#### *Aircraft Maintenance and Modification Services*

We provide aircraft maintenance and modification services to other air carriers through our ABX and AMES subsidiaries. ABX and AMES have technical expertise related to aircraft modifications as a result of ABX's long history in aviation. They own many Supplemental Type Certificates ("STCs"). An STC is granted by the FAA and represents an ownership right, similar to an intellectual property right, which authorizes the alteration of an airframe, engine or component.

AMES operates a Federal Aviation Administration (“FAA”) certificated 145 repair station in Wilmington, Ohio, including hangars, a component shop and engineering capabilities. AMES is AS9100 quality certified for the aerospace industry. AMES markets its capabilities by identifying aviation-related maintenance and modification opportunities and matching them to its capabilities. AMES’ marketable capabilities include the installation of avionics systems and flat panel displays for Boeing 757 and 767 aircraft. The flat panel display modernizes aircraft avionics equipment and reduces maintenance costs by combining multiple display units into a single instrumentation panel. In 2014, the Company completed the construction of a new hangar facility bringing the total hangar square footage to 310,000. The hangar provides the capability of servicing airframes as large as the Boeing 747-400 and the Boeing 777 aircraft. AMES has the capability to perform line maintenance and airframe maintenance on McDonnell Douglas DC-9, MD-80, Boeing 767, 757, 737, 777, 727 and Airbus A320 aircraft. AMES also has the capability to refurbish airframe components, including approximately 60% of the components utilized by Boeing 767 aircraft.

#### *Aircraft Parts Sales and Brokerage*

AMS is an Aviation Suppliers Association 100 certified reseller and broker of aircraft parts. AMS carries an inventory of Boeing 767, DC-9 and DC-8 spare parts and also maintains inventory on consignment from original equipment manufacturers, resellers, lessors and other airlines. AMS customers include the commercial air cargo industry, passenger airlines, aircraft manufacturers and contract maintenance companies serving the commercial aviation industry, as well as other resellers.

#### *Equipment and Facility Maintenance*

LGSTX provides contract maintenance services for material handling equipment and aviation ground support equipment throughout the U.S. LGSTX has a large inventory of ground support equipment, such as power units, airtstarts, deicers and pushback vehicles that it rents to airports, airlines and other customers. LGSTX is also licensed to resell aircraft fuel.

#### *Mail and Package Sorting*

Since September 2004, we have provided mail sorting services under contracts with the USPS. Our subsidiary, LDS, manages USPS mail sort centers in Indianapolis, Dallas and Memphis. Under each of these three contracts, we are compensated at a firm price for fixed costs and an additional amount based on the volume of mail handled at each sort center. LDS also provides labor for load transfer services to the USPS at two facilities. The contracts for the five facilities we service have been extended from their original expiration dates in 2014, through March 2017 with renewal options, at the discretion of the USPS, for periods into 2018. LDS also provides international mail forwarding services through the Miami International Airport, John F. Kennedy International Airport and the Los Angeles International Airport.

#### *Flight Support*

ABX is FAA-certificated to offer flight crew training to customers and rent usage of its flight simulators for outside training programs. ABX has three flight simulators in operation. ABX’s Boeing 767 and DC-9 flight simulators are level C certified. The level C flight simulators allow ABX to qualify flight crewmembers under FAA requirements without performing check flights in an aircraft. The DC-8 simulator is level B certified, which allows ABX to qualify flight crewmembers by performing a minimum number of flights in an aircraft.

The Company's subsidiary, Global Flight Source, Inc., ("GFS") provides aircraft dispatch and flight monitoring to ABX and ATI. GFS can provide these services to U.S certificated supplemental air carriers and foreign air carriers.

### **Competitive Conditions**

Our airline subsidiaries compete with other cargo airlines to place aircraft under ACMI arrangements and charter contracts. Other cargo airlines include Amerijet International, Inc., Atlas Air Worldwide Holdings, Inc., Kalitta Air LLC, National Air Cargo Group, Inc. and Southern Air, Inc. The primary competitive factors in the air cargo industry are operating costs, fuel efficiency, geographic coverage, aircraft range, aircraft reliability and capacity. The cost of airline operations is significantly impacted by the cost of flight crewmembers, which can vary among airlines depending on their collective bargaining agreements. Cargo airlines also compete for cargo volumes with passenger airlines that

have substantial belly cargo capacity. The air cargo industry is capital intensive and highly competitive, especially during periods of excess capacity of aircraft compared to cargo volumes.

The scheduled delivery industry is dominated by integrated door-to-door carriers including DHL, TNT Holdings B.V., the USPS, FedEx Corporation and United Parcel Service, Inc. Although the volume of our business is impacted by competition among these integrated carriers, we do not usually compete directly with them.

Competition for aircraft lease placements is generally affected by aircraft type, aircraft availability and lease rates. We target our leases to cargo airlines and delivery companies seeking medium widebody airlift. The Airbus A300-600 and A330 aircraft can provide capabilities similar to the Boeing 767 for medium widebody airlift. Competitors in the aircraft leasing markets include GE Capital Aviation Services and Guggenheim Aviation Partners among others.

The aircraft maintenance industry is labor intensive and typically competes based on cost, capabilities and reputation for quality. U.S. airlines may contract for aircraft maintenance with maintenance and repair organizations ("MROs") in other countries or geographies with a lower labor wage base, making the industry highly cost competitive. Other aircraft MROs include AAR Corp and Hong Kong Aircraft Engineering Co.

## **Airline Operations**

### *Flight Operations and Control*

Each of the Company's airline operations are conducted pursuant to authority granted to them by the FAA and the Department of Transportation ("DOT"). Airline flight operations, including aircraft dispatching, flight tracking, crew training and crew scheduling are planned and controlled by personnel within each airline. The Company staffs aircraft dispatching and flight tracking 24 hours per day, 7 days per week.

### *Aircraft Maintenance*

Our airlines' operations are regulated by the FAA for aircraft safety and maintenance. Each airline performs routine inspections and airframe maintenance, including Airworthiness Directive and Service Bulletin compliance on all of their aircraft. The airlines' maintenance and engineering personnel coordinate routine and non-routine maintenance requirements. Each airline's maintenance program includes tracking the maintenance status of each aircraft, consulting with manufacturers and suppliers about procedures to correct irregularities and training maintenance personnel on the requirements of its FAA-approved maintenance program. The airlines contract with MROs, including AMES, to perform heavy maintenance on airframes and engines. Each airline owns and maintains an inventory of spare aircraft engines, auxiliary power units, aircraft parts and consumable items. The quantity of spare items maintained is based on the fleet size, engine type operated and the reliability history of the item types.

### *Safety and Security*

Management is committed to the safe operation of its aircraft. The Company's airlines have instituted various security procedures and protocols to comply with FAA and Transportation Security Administration ("TSA") regulations. Extensive safety checks are conducted on a regular basis. In addition, the Company and its subsidiaries conduct background checks on our respective employees, restrict access to aircraft, inspect aircraft for suspicious persons or cargo, and inspect all dangerous goods. Comprehensive internal audit and evaluation programs are actively maintained.

Customers are required to inform the airlines in writing of the nature and composition of any freight which is classified as "Dangerous Goods" by the DOT. Notwithstanding these procedures, our airline subsidiaries could unknowingly transport contraband or undeclared hazardous materials for customers, which could result in fines and penalties and possible damage to the aircraft.

### *Insurance*

Our airline subsidiaries are required by the DOT to carry a minimum amount of aircraft liability insurance. Their aircraft leases, loan agreements and ACMI agreements also require them to carry such insurance. The Company currently maintains public liability and property damage insurance, and our airline subsidiaries currently maintain aircraft hull and liability insurance and war risk insurance for their respective aircraft fleets in amounts consistent with industry standards. CAM's customers are also required to maintain similar insurance coverage.

## Employees

As of December 31, 2015, the Company had approximately 2,170 full-time and part-time employees. The Company employed approximately 330 flight crewmembers, 990 aircraft maintenance technicians and flight support personnel, 445 warehousing, sorting and logistics personnel, 210 employees for airport maintenance and logistics, 20 employees for sales and marketing and 175 employees for administrative functions. In addition to full time and part time employees, the Company typically has approximately 450 temporary employees mainly serving the USPS operations and aircraft line maintenance operations. On December 31, 2014, the Company had approximately 1,810 full-time and part-time employees.

### *Labor Agreements*

The Company's flight crewmembers are unionized employees. The table below summarizes the representation of the Company's flight crewmembers at December 31, 2015.

<u>Airline</u>	<u>Labor Agreement Unit</u>	<u>Contract Amendable Date</u>	<u>Percentage of the Company's Employees</u>
ABX	International Brotherhood of Teamsters	12/31/2014	9.6%
ATI	Air Line Pilots Association	5/28/2014	5.6%

Under the Railway Labor Act ("RLA"), as amended, the crewmember labor agreements do not expire, so the existing contract remains in effect throughout any negotiation process. If required, mediation under the RLA is conducted by the National Mediation Board, which has the sole discretion as to how long mediation can last and when it will end. In addition to direct negotiations and mediation, the RLA includes a provision for potential arbitration of unresolved issues and a 30-day "cooling-off" period before either party can resort to self-help, including, but not limited to, a work stoppage.

### *Training*

The flight crewmembers are required to be licensed in accordance with Federal Aviation Regulations ("FARs"), with specific ratings for the aircraft type to be flown, and to be medically certified as physically fit to operate aircraft. Licenses and medical certifications are subject to recurrent requirements as set forth in the FARs, to include recurrent training and minimum amounts of recent flying experience.

The FAA mandates initial and recurrent training for most flight, maintenance and engineering personnel. Mechanics and quality control inspectors must also be licensed and qualified to perform maintenance on Company operated and maintained aircraft. Our airline subsidiaries pay for all of the recurrent training required for their flight crewmembers and provide training for their ground service and maintenance personnel. Their training programs have received all required FAA approvals. Similarly, our flight dispatchers and flight followers receive FAA approved training on the airlines' requirements and specific aircraft.

## Intellectual Property

The Company owns a small number of U.S. patents that have a nominal commercial value. The Company also owns many STCs issued by the FAA. The Company uses these STCs mainly in support of its own fleets; however, AMES has marketed certain STCs to other airlines.

## Information Systems

We are increasingly dependent on technology to maintain regulatory compliance, improve information communications and reduce costs in order to compete effectively. The Company has invested significant management and financial resources in the development of information systems to facilitate flight and maintenance operations. We utilize systems to maintain records about the maintenance status and history of each major aircraft component, as required by FAA regulations. Using the systems, we track and control inventories and costs associated with each maintenance task, including the personnel performing those tasks. In addition, the Company's flight operations systems

coordinate flight schedules and crew schedules. We have developed and procured systems to track crewmember flight and duty times, and crewmember training status.

## **Regulation**

Our subsidiaries' airline operations are generally regulated by the DOT, the FAA and the TSA. Those operations must comply with numerous economic, safety, security and environmental laws, ordinances and regulations. In addition, they must also comply with various other federal, state, local and foreign laws and regulations.

### *Environment*

Under current federal, state and local environmental laws, ordinances and regulations, a current or previous owner or operator of real property may be liable for the costs of removal or clean-up of hazardous or toxic substances on, under, or in such property. These laws often impose liability whether or not the owner or operator knew of, or was responsible for, the presence of hazardous or toxic substances. In addition, the presence of contamination from hazardous or toxic substances, or the failure to properly clean up contaminated property, may adversely affect the ability of the owner of the property to use the property as collateral for a loan or to sell such property. Environmental laws also may impose restrictions on the manner in which a property may be used or transferred or in which a business located thereon may be operated and may impose remediation or compliance costs. Under its former air park sublease with DHL, ABX and DHL are required to defend, indemnify and hold each other harmless from and against certain environmental claims associated with the Air Park in Wilmington, Ohio.

The U.S. Environmental Protection Agency ("EPA") is authorized to regulate aircraft emissions and has historically implemented emissions control standards adopted by the International Civil Aviation Organization ("ICAO"). In 2015, however, the EPA issued a proposed finding on GHG emissions from aircraft and its relationship to air pollution. The final finding is a regulatory prerequisite to the EPA's adoption of a new certification standard for aircraft emissions. Our subsidiaries' aircraft currently meet all known requirements for engine emission levels as applicable by engine design date. Under the Clean Air Act, individual states or the EPA may adopt regulations requiring reductions in emissions for one or more localities based on the measured air quality at such localities. These regulations may seek to limit or restrict emissions by restricting the use of emission-producing ground service equipment or aircraft auxiliary power units. Further, the U.S. Congress has, in the past, considered legislation that would regulate greenhouse gas emissions, and some form of federal climate change legislation is possible in the future.

In addition, the European Commission has approved the extension of the European Union Emissions Trading Scheme ("ETS") for greenhouse gas emissions to the airline industry. Currently, under the European Union's ETS, all ABX and ATI flights that are wholly within the European Union are covered by the ETS requirements, and each year our airlines are required to submit emission allowances in an amount equal to the carbon dioxide emissions from such flights. If the airline's flight activity during the year produced carbon emissions exceeding the number of carbon emissions allowances that it had been awarded, the airline must acquire allowances from other airlines in the open market. ABX and ATI currently operate intra-EU flights and management believes that such flights are operated in compliance with ETS requirements.

To allow time for negotiations on a global market-based measure applying to aviation emissions, the EU's ETS requirements were suspended for flights in 2012 to and from non-European countries. For the period 2013-2016, the legislation has also been amended so that only emissions from flights within the European Economic Area fall under the EU ETS. Exemptions for operators with low emissions have also been introduced. The EU made this change following agreement by the ICAO Assembly in October 2013 to develop a global market-based mechanism addressing international aviation emissions by 2016 and to apply it by 2020. The amended law provides for the European Commission to report to the European Parliament and Council on the outcome of the 2016 ICAO Assembly and propose measures as appropriate to take international developments into account with effect from 2017.

Recently, ICAO proposed for adoption greenhouse gas emissions rules applicable to aviation. If the rules are adopted by the ICAO governing body, they would set emissions standards beginning in 2020. The mechanism to reduce emissions is based on a reduction in the amount of fuel burned during the cruise portion of flight. The engines used to power the aircraft currently operated by the Company's airlines comply with the newly proposed standard and would not require modification to be able to continue to operate after the rule, if adopted as proposed, takes effect. Although these rules, if adopted, will not apply to any of our airline subsidiaries' existing aircraft, additional rules could be



adopted in the future that would either apply these more stringent noise and emissions standards to aircraft already in operation or require that some portion of the fleet be converted over time to comply with these new standards.

The federal government generally regulates aircraft engine noise at its source. However, local airport operators may, under certain circumstances, regulate airport operations based on aircraft noise considerations. The Airport Noise and Capacity Act of 1990 provides that, in the case of Stage 3 aircraft (all of our operating aircraft satisfy Stage 3 noise compliance requirements), an airport operator must obtain the carriers' consent to, or the government's approval of, the rule prior to its adoption. We believe the operation of our airline subsidiaries' aircraft either complies with or is exempt from compliance with currently applicable local airport rules. However, some airport authorities have adopted local noise regulations, and, to the extent more stringent aircraft operating regulations are adopted on a widespread basis, our airline subsidiaries may be required to spend substantial funds, make schedule changes or take other actions to comply with such local rules.

#### *Department of Transportation*

The DOT maintains authority over certain aspects of domestic air transportation, such as requiring a minimum level of insurance and the requirement that a person be "fit" to hold a certificate to engage in air transportation. In addition, the DOT continues to regulate many aspects of international aviation, including the award of international routes. The DOT has issued ABX a Domestic All-Cargo Air Service Certificate for air cargo transportation between all points within the U.S., the District of Columbia, Puerto Rico, and the U.S. Virgin Islands. The DOT has issued ATI certificate authority to engage in scheduled interstate air transportation, which is currently limited to all-cargo operations. ATI's DOT certificate authority also authorizes it to engage in interstate and foreign charter air transportation of persons, property and mail. Additionally, the DOT has issued ABX and ATI Certificates of Public Convenience and Necessity authorizing each of them to engage in scheduled foreign air transportation of cargo and mail between the U.S. and all current and future U.S. open-skies partner countries, which currently consists of over 100 foreign countries. ABX also holds exemption authorities issued by the DOT to conduct scheduled all-cargo operations between the U.S. and certain foreign countries with which the U.S. does not have an open-skies air transportation agreement.

By maintaining these certificates, the Company, through its airline subsidiaries, can conduct all-cargo charter operations worldwide subject to the receipt of any necessary foreign government approvals. Prior to issuing such certificates, and periodically thereafter, the DOT examines a company's managerial competence, financial resources and plans, compliance, disposition and citizenship in order to determine whether the carrier is fit, willing and able to engage in the transportation services it has proposed to undertake.

The DOT has the authority to impose civil penalties, or to modify, suspend or revoke our certificates and exemption authorities for cause, including failure to comply with federal laws or DOT regulations. A corporation holding the above-referenced certificates and exemption authorities must qualify as a citizen of the United States, which, pursuant to federal law, requires that (1) it be organized under the laws of the U.S. or a state, territory or possession thereof, (2) that its president and at least two-thirds of its Board of Directors and other managing officers be U.S. citizens, (3) that less than 25% of its voting interest be owned or controlled by non-U.S. citizens, and (4) that it not otherwise be subject to foreign control. We believe our airline subsidiaries possess all necessary DOT-issued certificates and authorities to conduct our current operations and continue to qualify as a citizen of the United States.

#### *Federal Aviation Administration*

The FAA regulates aircraft safety and flight operations generally, including equipment, ground facilities, maintenance, flight dispatch, training, communications, the carriage of hazardous materials and other matters affecting air safety. The FAA issues operating certificates and operations specifications to carriers that possess the technical competence to conduct air carrier operations. In addition, the FAA issues certificates of airworthiness to each aircraft that meets the requirements for aircraft design and maintenance. ABX and ATI believe they hold all airworthiness and other FAA certificates and authorities required for the conduct of their business and the operation of their aircraft, although the FAA has the power to suspend, modify or revoke such certificates for cause, or to impose civil penalties for any failure to comply with federal laws and FAA regulations.

The FAA has the authority to issue regulations, airworthiness directives and other mandatory orders relating to, among other things, the inspection, maintenance and modification of aircraft and the replacement of aircraft structures, components and parts, based on industry safety findings, the age of the aircraft and other factors. For example, the FAA

has required ABX to perform inspections of its Boeing 767 aircraft to determine if certain of the aircraft structures and components meet all aircraft certification requirements. If the FAA were to determine that the aircraft structures or components are not adequate, it could order operators to take certain actions, including but not limited to, grounding aircraft, reducing cargo loads, strengthening any structure or component shown to be inadequate, or making other modifications to the aircraft. New mandatory directives could also be issued requiring the Company's airline subsidiaries to inspect and replace aircraft components based on their age or condition. As a routine matter, the FAA issues airworthiness directives applicable to the aircraft operated by our airline subsidiaries, and our airlines comply, sometimes at considerable cost, as part of their aircraft maintenance program.

In addition to the FAA practice of issuing regulations and airworthiness directives as conditions warrant, the FAA has adopted new regulations to address issues involving aging, but still economically viable, aircraft on a more systematic basis. FAA regulations mandate that aircraft manufacturers establish aircraft limits of validity and service action requirements based on aircraft flight cycles and flight hours before which widespread fatigue damage might occur. Service action requirements include inspections and modifications to preclude development of widespread fatigue damage in specific aircraft structural areas. The Boeing Company has provided its recommendations of the limits of validity to the FAA, and the FAA has now approved the limits for the Boeing 757 and 767 model aircraft. Consequently, after the limit of validity is reached for a particular model aircraft, air carriers will be unable to continue to operate the aircraft without the FAA first granting an extension of time to the operator. There can be no assurance that the FAA would extend the deadline, if one were to be requested. For the oldest aircraft in our fleets, we estimate the limit of validity would not be reached for at least 20 years.

The FAA requires each of the airline subsidiaries to implement a drug and alcohol testing program with respect to all employees and, unless already subject to testing, contractor employees that engage in safety sensitive functions. Each of the airlines comply with these regulations.

#### *Transportation Security Administration*

The TSA, an administration within the Department of Homeland Security, is responsible for the screening of passengers, baggage and cargo and the security of aircraft and airports. Our airline subsidiaries comply with all applicable aircraft and cargo security requirements. The TSA has adopted cargo security-related rules that have imposed additional burdens on our airlines and our customers. Among other things, the TSA requires each airline to perform criminal history background checks on all employees. In addition, we may be required to reimburse the TSA for the cost of security services it may provide to the Company's airline subsidiaries in the future.

#### *International Regulations*

When operating in other countries, our airlines are subject to aviation agreements between the U.S. and the respective countries or, in the absence of such an agreement, by principles of reciprocity. International aviation agreements are periodically subject to renegotiation, and changes in U.S. or foreign governments could result in the alteration or termination of the agreements affecting our international operations. Commercial arrangements such as ACMI agreements between our airlines and our customers in other countries, may require the approval of foreign governmental authorities. Foreign authorities may limit or restrict the use of our aircraft in certain countries. Also, foreign government authorities often require licensing and business registration before beginning operations.

#### *Other Regulations*

Various regulatory authorities have jurisdiction over significant aspects of our business, and it is possible that new laws or regulations or changes in existing laws or regulations or the interpretations thereof could have a material adverse effect on our operations. In addition to the above, other laws and regulations to which we are subject, and the agencies responsible for compliance with such laws and regulations, include the following:

- The labor relations of our airline subsidiaries are generally regulated under the Railway Labor Act, which vests in the National Mediation Board certain regulatory powers with respect to disputes between airlines and labor unions arising under collective bargaining agreements;
- The Federal Communications Commission regulates our airline subsidiaries' use of radio facilities pursuant to the Federal Communications Act of 1934, as amended;

- U.S. Customs and Border Protection inspects cargo imported from our subsidiaries' international operations;
- Our airlines must comply with U.S. Citizenship and Immigration Services regulations regarding the citizenship of our employees;
- The Company and its subsidiaries must comply with wage, work conditions and other regulations of the Department of Labor regarding our employees.

### **Executive Officers of the Registrant**

Information about executive officers of the Company is provided in Item 10. Directors, Executive Officers and Corporate Governance, of this report, and is incorporated in this item by reference.

### **Available Information**

Our filings with the Securities and Exchange Commission ("SEC"), including annual reports on Form 10-K, quarterly reports on Form 10-Q, current reports on Form 8-K and amendments to these reports, are available free of charge from our website at [www.atsginc.com](http://www.atsginc.com) as soon as reasonably practicable after filing with the SEC. The SEC maintains an Internet site that contains reports, proxy and information statements and other information regarding Air Transport Services Group, Inc. at [www.sec.gov](http://www.sec.gov).

### **ITEM 1A. RISK FACTORS**

The risks described below could adversely affect our financial condition or results of operations. The risks below are not the only risks that the Company faces. Additional risks that are currently unknown to us or that we currently consider immaterial or unlikely could also adversely affect the Company.

*The economic conditions in the U.S. and throughout the globe may negatively impact the demand for the Company's aircraft and services.*

Air cargo transportation volumes are strongly correlated to general economic conditions, including the price of aviation fuel. An economic downturn could reduce the demand for delivery services offered by DHL and other delivery businesses, in particular expedited shipping services utilizing aircraft. Further, during an economic slowdown, customers generally prefer to use ground-based or marine delivery services instead of more expensive air delivery services. Accordingly, an economic downturn could reduce the demand for airlift and cargo aircraft leases. Additionally, if the price of aviation fuel rises significantly, the demand for cargo aircraft and air delivery services may decline. During periods of downward economic trends and rising fuel costs, freight forwarders and integrated delivery businesses are more likely to defer market expansion plans. As a result, we may experience delays in the deployment of available aircraft with customers under lease, ACMI or charter arrangements.

*The restated CMI agreement with DHL may impact the Company's operating results and financial condition differently than historical results.*

The restated CMI agreement, which was effective April 1, 2015, contains provisions that effect our operating results differently than the previous CMI agreement. Under the restated CMI agreement, the cost of Boeing 767 airframe maintenance is included in the pre-defined price for services that ABX charges to DHL. Previously, DHL was directly responsible for the costs of airframe maintenance of leased aircraft. Similarly, ABX may be required, under the restated CMI agreement, to pay certain costs associated with engine maintenance events, previously paid or reimbursed by DHL.

*Our costs incurred in providing airline services could be more than the contractual revenues generated.*

Each airline develops business proposals for ACMI, charter, DHL and other operating contracts by projecting operating costs, crew productivity and maintenance expenses. Projections contain key assumptions, including maintenance costs, flight hours, aircraft reliability, crewmember productivity and crewmember compensation and benefits. We may overestimate revenues, the level of crewmember productivity, and/or underestimate the actual costs of providing services when preparing business proposals. If actual costs are higher than projected or aircraft reliability is less than expected, future operating results may be negatively impacted.

The Company's airlines rely on flight crews that are unionized. If collective bargaining agreements increase our costs and we cannot recover such increases, it may be necessary for us to terminate customer contracts or curtail planned growth. If disagreements arise, airline operations could be interrupted and business could be adversely affected until agreements are reached with the crewmembers.

*The rate of aircraft deployments may impact the Company's operating results and financial condition.*

The Company's future operating results and financial condition will depend in part on our subsidiaries' ability to successfully deploy aircraft in operations that provide a positive return on investment. Our success will depend, in part, on their ability to secure additional cargo volumes from customers, in both U.S. and international markets. Deploying aircraft in international markets can pose additional risks, regulatory requirements and costs.

The actual demand for Boeing 767 and 757 aircraft may be less than we anticipate. The actual lease rates for aircraft available for lease may be less than we projected, or new leases may start later than we expect. Further, other airlines and lessors may be willing to offer aircraft to the market under terms more favorable to lessees.

*We may fail to meet the scheduled delivery date for aircraft required by the ATSA.*

If CAM cannot meet the agreed delivery schedule for an aircraft lease, AFS may, at its discretion, cancel the aircraft lease and all related lease payments.

*Our airline operating agreements include on-time reliability requirements which can impact the Company's operating results and financial condition.*

Certain of our airline operating agreements contain monthly incentive payments for reaching specific on-time reliability thresholds. Additionally, such airline operating agreements contain monetary penalties for aircraft reliability below certain thresholds. As a result, our operating revenues may vary from period to period depending on the achievement of monthly incentives or the imposition of penalties. Further, an airline could be found in default of an agreement if it does not maintain minimum thresholds over an extended period of time. If our airlines are placed in default due to failure to maintain reliability thresholds, the customer may elect to terminate all or part of the services we provide under certain customer agreements after a cure period.

If ABX fails to maintain aircraft reliability above a minimum threshold under the restated CMI agreement for two consecutive calendar months or three months in a rolling twelve month period, ABX would be in default of the restated CMI agreement with DHL. In that event, DHL may elect to terminate the restated CMI agreement, unless ABX maintains the minimum reliability threshold during a 60-day cure period. If DHL terminates the CMI agreement due to an ABX event of default, ABX would be subject to a monetary penalty payable to DHL. The monetary penalty starts at \$12 million through the first contract year, and amortizes to \$3 million during the next two contract years of the restated CMI agreement.

*The Investment Agreement may be terminated by Amazon in the event that clearance under applicable antitrust laws or DOT approval required for Amazon's exercise of the warrants is not obtained, or if stockholders do not approve an increase in the number of authorized shares of ATSG common stock required for the warrants issuable to Amazon and the exercise by Amazon to be exercisable in full.*

Under the recently executed agreements with Amazon, we have issued warrants which, upon their exercise in full, would exceed the number of ATSG common shares currently authorized by stockholders. The Company's stockholders will be asked to approve an amendment to the Certificate of Incorporation of the Company at the next annual meeting of stockholders to increase the number of authorized common shares and to approve the exercise in full of the related warrants. In the event that antitrust clearance or DOT approval is not obtained for Amazon's exercise of the warrants within six months of the applicable regulatory filing, or if stockholders do not approve at the next annual meeting the increase in the number of authorized common shares required for Amazon's exercise in full of the warrants, Amazon may elect to terminate the Investment Agreement. In the event of the termination of the Investment Agreement, the unvested portion of the warrants would be canceled and terminated. In addition, if Amazon terminated the Investment Agreement because the Company's stockholders did not approve the increase in the number of common shares required for Amazon's exercise in full of the warrants, under the terms of the ATSA, Amazon would have no obligation to (i) pay certain increased monthly charges associated with the operation of each the first five aircraft prior to the third anniversary of the ATSA and make a one-time payment in an amount constituting the difference between such increased monthly charges and the monthly charge then in effect between the execution of the ATSA and the third anniversary

date; (ii) enter into any aircraft lease with respect to any additional aircraft for which the scheduled delivery date comes after May 31, 2016; (iii) take delivery of any additional aircraft that are subject to a signed aircraft lease for which the scheduled delivery date comes after May 31, 2016 (Amazon will be entitled to terminate any such aircraft lease without penalty); or (iv) enter into any further work orders as provided under the ATSA.

*The anticipated strategic and financial benefits of our relationship with Amazon may not be realized.*

We entered into the agreements with Amazon with the expectation that the transactions would result in various benefits including, among others, growth in revenues, improved cash flows and operating efficiencies. Achieving the anticipated benefits from the agreements is subject to a number of challenges and uncertainties, such as the timing of aircraft deliveries and unforeseen costs. If we are unable to achieve our objectives or if we experience delays in our fleet expansion, the expected benefits may be only partially realized or not at all, or may take longer to realize than expected, which could adversely impact our financial condition and results of operations.

*The Company's future earnings and earnings per share, as reported under generally accepted accounting principles, will be impacted by the stock warrants issuable to Amazon.*

We expect that the warrants issuable to Amazon will increase the number of diluted shares reported. Further, we expect that the warrants will be subject to fair value measurements during the periods that they are outstanding. Accordingly, future fluctuations in the fair value of the warrants may adversely impact the Company's reported earnings measures.

*Under the provisions of airline operating and aircraft lease agreements with customers, customers may be able to terminate the operating agreements or aircraft lease agreements, subject to early termination provisions.*

Customers can typically terminate one or more of the aircraft from their related airline operating agreement for convenience at any time during the term, subject to a 60 day notice period and paying the Company a fee. Additionally, the lease agreements may contain provisions for terminating an aircraft lease for convenience, including a notice period and paying a lump sum amount to the Company.

Amazon may terminate the ATSA in its entirety after providing 180 days of advance notice after the first six months of the term and paying to the Company a significant termination fee which reduces after the second anniversary of the ATSA.

DHL may terminate the restated CMI agreement in its entirety after providing 180 days of advance notice after the first six months of the term and paying a significant termination fee which amortizes down during the term.

*The U.S. Military may not renew our contracts or may reduce the number of routes that we operate.*

Our contracts with the U.S. Military are typically for one year and are not required to be renewed. The U.S. Military may terminate the contracts for convenience or in the event we were to fail to satisfy reliability requirements or for other reasons. The number and frequency of routes is sensitive to changes in military priorities and U.S. defense budgets.

*Our business could be negatively impacted by adverse audit findings by the U.S. Government.*

Our U.S. Military contracts are subject to audit by government agencies, including with respect to performance, costs, internal controls and compliance with applicable laws and regulations. If an audit uncovers improprieties, we may be subject to civil or criminal penalties, including termination of such contracts, forfeiture of profits, fines and suspension from doing business with the U.S. Military.

*Our participation in the CRAF Program could adversely restrict our commercial business in times of national emergency.*

Both of our airlines participate in the U.S. Civil Reserve Air Fleet ("CRAF") Program, which permits the U.S. Department of Defense to utilize participants' aircraft during national emergencies when the need for military airlift exceeds the capability of military aircraft.

*Proposed rules from the DOT, FAA and TSA could increase the Company's operating costs and reduce customer utilization of airfreight.*

New FAA rules for Flightcrew Member Duty and Rest Requirements (FMDRR) for passenger airline operations became effective in January 2014. The new rules apply to our operation of combi aircraft for the U.S military and impact the required amount and timing of rest periods for pilots between work assignments and modified duty and rest requirements based on the time of day, number of scheduled segments, flight types, time zones and other factors. Failure to remain in compliance with these rules may subject us to fines or other enforcement action.

If applied to cargo carriers, the new rules would require a pilot to have the opportunity to rest for nine hours before reporting to flight duty and place other restrictions on the number of duty hours in particular time periods. In May 2012, the FAA indicated that it would reconsider its initial decision to exclude cargo pilots from these new requirements. On reconsideration, the FAA's original finding was confirmed by the agency. However, the FAA's determination has been appealed to the U.S. Court of Appeals, the outcome of which is currently pending. Also, efforts have been made to mandate the FMDRR be applied to cargo carriers by amendment to the federal transportation statute. While not currently required for the Company's cargo operations, if such rest requirements and restrictions were imposed on our cargo operations, these rules could have a significant impact on the costs incurred by our airlines. The airlines would attempt to pass such additional costs through to their customers in the form of price increases. Customers, as a result, may seek to reduce their utilization of aircraft in favor of less expensive transportation alternatives.

*The concentration of aircraft types and engines in the Company's airlines could adversely affect our operating and financial results.*

The combined aircraft fleet is concentrated in two aircraft types. If any of these aircraft types encounter technical difficulties that resulted in significant FAA airworthiness directives or grounding, our ability to lease the aircraft would be adversely impacted, as would our airlines' operations. The market growth in demand for the Boeing 767 and 757 aircraft types and configurations may be less than we anticipate. Customers may develop preferences for the Airbus A300-600 and A330 aircraft or other mid-size aircraft types, instead of the Boeing 767 and 757 aircraft.

*The cost of aircraft repairs and unexpected delays in the time required to complete aircraft maintenance could negatively affect our operating results.*

Our aircraft provide ACMI services throughout the world, sometimes operating in remote regions. Our aircraft may experience maintenance events in locations that do not have the necessary repair capabilities or are difficult to reach. As a result, we may incur additional expenses and lose billable revenues that we would have otherwise earned. Under the restated CMI agreement with DHL, we are required to provide a spare aircraft while scheduled maintenance is completed. If delays occur in the completion of aircraft maintenance, we may incur additional expense to provide airlift capacity and forgo revenues.

*Lessees of our aircraft may fail to make contractual payments or fail to maintain the aircraft as required.*

Our financial results depend on our lease customers' ability to make rent payments and maintain the related aircraft. Our customers' ability to make payments could be adversely impacted by changes to their financial liquidity, competitiveness, economic conditions and other factors. A default of an aircraft lease by a customer could negatively impact our operating results and cash flows and result in the repossession of aircraft.

While we often require leasing customers to pay monthly maintenance deposits, customers are normally responsible for maintaining our aircraft during the lease term. Failure of a customer to perform required maintenance and maintain the appropriate records during the lease term could result in higher maintenance costs, a decrease in the value of the aircraft, a lengthy delay in or even our inability to place the aircraft in a subsequent lease, any of which could have an adverse effect on our results of operations and financial condition.

*We rely on third parties to modify aircraft and provide aircraft and engine maintenance.*

We rely on certain third party aircraft modification service providers and aircraft and engine maintenance service providers that have expertise or resources that we do not have. Third party service providers may seek to impose price increases that could negatively affect our competitiveness in the airline markets. An unexpected termination or delay involving service providers could have a material adverse effect on our operations and financial results. A delay in an aircraft modification could adversely impact our revenues and our ability to place the aircraft in the market. We must

manage third party service providers to meet schedules and turn-times and to control costs in order to remain competitive to our customers.

Delta TechOps, a division of Delta Airlines, Inc., is the primary engine maintenance provider for the Company's General Electric CF6 engines that power our fleet of Boeing 767-200 aircraft. If Delta TechOps does not complete the refurbishment of our engines within the contractual turn-times or if we must replace Delta TechOps as the maintenance provider for some or all of the Company's CF6 engines, our operations and financial results may be adversely impacted.

*The Company's operating results could be negatively impacted by disruptions of its information technology and communication systems.*

Our businesses depend heavily on information technology and computerized systems to communicate and operate effectively. The Company's systems and technologies, or those of third parties on which we rely, could fail or become unreliable due to equipment failures, software viruses, cyberattacks, natural disasters, power failures, telecommunication outages, or other causes. Certain disruptions could prevent our airlines from flying as scheduled, possibly for an extended period of time, which could have a negative impact on our operating results and reliability. We continually monitor the risks of disruption, take preventative measures, develop backup plans and maintain redundancy capabilities. The measures we use may not prevent the causes of disruptions we could experience or help us recover failed systems quickly.

The costs of maintaining preventive maintenance measures may continue to rise. Further, the costs of recovering or replacing a failed system could be very expensive.

*The costs of our aircraft maintenance facilities could negatively impact our financial results.*

We lease and operate a 310,000 square foot aircraft maintenance facility and a 100,000 square foot component repair shop in Wilmington, Ohio. Accordingly, a large portion of our MRO's operating costs are fixed. As a result, we need to retain existing aircraft maintenance business levels to maintain a profitable operation. The actual level of revenues may not be sufficient to cover our operating costs. Additionally, revenues from aircraft maintenance can vary among periods due to the timing of scheduled maintenance events and the completion level of work during a period.

*The Company could violate debt covenants.*

The Senior Credit Agreement contains covenants including, among other requirements, limitations on certain additional indebtedness and guarantees of indebtedness. The Senior Credit Agreement is collateralized by certain of the Company's Boeing 767 and 757 aircraft that are not collateralized under aircraft loans. Under the terms of the Senior Credit Agreement, the Company is required to maintain aircraft collateral coverage equal to 150% of the outstanding balance of the term loan and the maximum capacity of the revolving credit facility or 175% of the outstanding balance of the term loan and the total funded revolving credit facility, whichever is less. The Senior Credit Agreement stipulates events of default, including unspecified events that may have material adverse effects on the Company. The Senior Credit Agreement and aircraft loans cross default. If an event of default occurs, the Company may be forced to repay, renegotiate or replace the Senior Credit Agreement and loans. In such an event, the Company's cost of borrowings could increase, and our ability to modify and deploy aircraft could be limited as a result.

*The Company's share buy-back plan may reduce liquidity.*

During 2014, the Company's Board of Directors approved a share repurchase plan to buy up to \$50 million of ATSG's common stock. Future purchases, if any, would be funded from the Company's cash balances and could reduce the Company's financial liquidity and indirectly add to the Company's indebtedness.

*The Company's existing sources of liquidity may not be sufficient if opportunities to expand the aircraft fleet or make strategic investment in other companies arise.*

Opportunities to grow revenues could arise that require more aircraft, an aircraft type that we do not currently have, or other strategic investments. As of December 31, 2015, the Company's liquidity included \$17.7 million of cash balances and \$136.6 million available under the revolving credit facility through the Senior Credit Agreement and, subject to the creditors consent, \$50 million through an accordion feature of the Senior Credit Agreement. The existing sources of liquidity may not be sufficient to support initiatives for fleet expansion or other strategic investments. Raising additional sources of credit could result in an increase in our borrowing costs and additional covenant requirements.

*Operating results may be affected by fluctuations in interest rates.*

The Company enters into interest rate derivative instruments from time to time in conjunction with its debt levels. The Company's Senior Credit Agreement requires the Company to maintain derivative instruments for fluctuating interest rates for at least 50% of the outstanding balance of the new unsubordinated term loan. We typically do not designate the derivative instruments as hedges for accounting purposes. Future fluctuations in LIBOR interest rates will result in the recording of gains and losses on interest rate derivatives that the Company holds.

Under the Senior Credit Agreement, interest rates are adjusted quarterly based on the prevailing LIBOR or prime rates and a ratio of the Company's outstanding debt level to earnings before interest, taxes, depreciation and amortization expenses ("EBITDA"). At the Company's current debt-to-EBITDA ratio, the unsubordinated term loan and the revolving credit facility both bear a variable interest rate of 2.18%. Additional debt or lower EBITDA may result in higher interest rates on the variable rate portion of the Company's debt.

The Company sponsors defined benefit pension plans and post-retirement healthcare plans for certain eligible employees. The Company's related pension expense, plans' funded status and funding requirements are sensitive to changes in interest rates. The plans' funded status and annual pension expense are recalculated at the beginning of each calendar year using the fair value of plan assets and market-based interest rates at that point in time, as well as assumptions for asset returns and other actuarial assumptions. Future fluctuations in interest rates including the impact on asset returns, could result in the recording of additional expense for pension and other post-retirement healthcare plans.

*The costs of insurance coverage or changes to our reserves for self-insured claims could affect our operating results and cash flows.*

The Company is self-insured for certain claims related to workers' compensation, aircraft, automobile, general liability and employee healthcare. We record a liability for reported claims and an estimate for incurred claims that have not yet been reported. Accruals for these claims are estimated utilizing historical paid claims data and recent claims trends. Changes in claim severity and frequency could impact our results of operations and cash flows.

*The ability to use net operating loss carryforwards to offset future taxable income for U.S. federal income tax purposes may be further limited.*

Limitations imposed on the ability to use net operating losses ("NOLs") to offset future taxable income could cause U.S. federal income taxes to be paid earlier than otherwise would be paid if such limitations were not in effect and could cause such NOLs to expire unused, in each case reducing or eliminating the benefit of such NOLs. Similar rules and limitations may apply for state income tax purposes.

Changes in the ownership of the Company on the part of significant shareholders could limit our ability to use NOLs to offset future taxable income. In general, under Section 382 of the Internal Revenue Code of 1986, as amended (the "Code"), a corporation that undergoes an "ownership change" is subject to limitations on its ability to utilize its pre-change NOLs to offset future taxable income. In general, an ownership change occurs if the aggregate stock ownership of significant stockholders increases by more than 50 percentage points over such stockholders' lowest percentage ownership during the testing period (generally three years).

*We may need to reduce the carrying value of the Company's assets.*

The Company owns a significant amount of aircraft, aircraft parts and related equipment. Additionally, the balance sheet reflects assets for income tax carryforwards and other deferred tax assets. The removal of aircraft from service or continual losses from aircraft operations could require us to evaluate the recoverability of the carrying value of those aircraft, related parts and equipment and record an impairment charge through earnings to reduce the carrying value.

We have recorded goodwill and other intangible assets related to acquisitions. If we are unable to achieve the projected levels of operating results, it may be necessary to record an impairment charge to reduce the carrying value of goodwill and related intangible assets. Similarly, if we were to lose a key customer or one of our airlines were to lose its authority to operate, it could be necessary to record an impairment charge.

If the Company incurs operating losses or our estimates of expected future earnings indicate a decline, it may be necessary to reassess the need for a valuation allowance for some or all of the Company's net deferred tax assets.



*Penalties, fines and sanctions levied by governmental agencies or the costs of complying with government regulations could negatively affect our results of operations.*

The operations of the Company's subsidiaries are subject to complex aviation, transportation, security, environmental, labor, employment and other laws and regulations. These laws and regulations generally require our subsidiaries to maintain and comply with a wide variety of certificates, permits, licenses and other approvals. Their inability to maintain required certificates, permits or licenses, or to comply with applicable laws, ordinances or regulations could result in substantial fines or, in the case of DOT and FAA requirements, possible suspension or revocation of their authority to conduct operations.

*The costs of maintaining our aircraft in compliance with government regulations could negatively affect our results of operations and require further investment in our aircraft fleet.*

All aircraft in the Company's fleet were manufactured prior to 1995. Manufacturer Service Bulletins and FAA regulations and FAA airworthiness directives issued under its "Aging Aircraft" program cause operators of such aged aircraft to be subject to additional inspections and modifications to address problems of corrosion and structural fatigue at specified times. The FAA may issue airworthiness directives that could require significant inspections and major modifications to such aircraft. The FAA may issue airworthiness directives that could limit the usability of certain aircraft types. In 2012, the FAA issued an airworthiness directive that requires the replacement of the aft pressure bulkhead on Boeing 767-200 aircraft based on a certain number of landing cycles. As a result, we expect that 24 of the Company's Boeing 767-200 aircraft will be affected. The cost of compliance is estimated to be \$1.0 million per aircraft over the next ten years.

In addition, FAA regulations require that aircraft manufacturers establish limits on aircraft flight cycles to address issues involving aging, but still economically viable, aircraft, as described in Item 1 of this report, under "Federal Aviation Administration." These regulations may increase our maintenance costs and eventually limit the use of our aircraft.

The FAA and ICAO are in the process of developing programs to modernize air traffic control and management systems. The FAA's program, Next Generation Air Transportation Systems, is an integrated system that requires updating aircraft navigation and communication equipment. The FAA has mandated the replacement of current ground based radar systems with more accurate satellite based systems on our aircraft by 2020. The ICAO is phasing in similar requirements for aircraft operating in Europe, beginning in 2015. These programs may increase our costs and limit the use of our aircraft. Aircraft not equipped with advanced communication systems may be restricted to certain airspace.

*Failure to maintain the operating certificates and authorities of our airlines would adversely affect our business.*

The airline subsidiaries have the necessary authority to conduct flight operations pursuant to the economic authority issued by the DOT and the safety based authority issued by the FAA. The continued effectiveness of such authority is subject to their compliance with applicable statutes and DOT, FAA and TSA rules and regulations, including any new rules and regulations that may be adopted in the future. The loss of such authority by an airline subsidiary could cause a default of covenants within the Senior Credit Agreement and would materially and adversely affect its airline operations, effectively eliminating the airline's ability to operate air services.

*The Company may be affected by global climate change or by legal, regulatory or market responses to such potential climate change.*

The Company is subject to the regulations of the U.S. Environmental Protection Agency and state and local governments regarding air quality and other matters. In part, because of the highly industrialized nature of many of the locations where the Company operates, there can be no assurance that we have discovered all environmental contamination or other matters for which the Company may be responsible.

Concern over climate change, including the impact of global warming, has led to significant federal, state and international legislative and regulatory efforts to limit greenhouse gas emissions. The European Commission has mandated the extension of the European Union Emissions Trading Scheme ("ETS") for greenhouse gas emissions to the airline industry. Under the European Union ETS, all ABX and ATI flights that are wholly within the European Union are now covered by the ETS requirements, and each year we are required to submit emission allowances in an amount equal to the carbon dioxide emissions from such flights. Exceedance of the airlines' emission allowances would require the airlines to purchase additional emission allowances on the open market.

Recently, ICAO proposed for adoption greenhouse gas emissions rules applicable to aviation. If the rules are adopted by the ICAO governing body, they would set emissions standards beginning in 2020. The mechanism to reduce emissions is based on a reduction in the amount of fuel burned during the cruise portion of flight. The engines used to power the aircraft currently operated by the Company's airlines comply with the newly proposed standard and would not require modification to be able to continue to operate after the rule, if adopted as proposed, takes effect.

The U.S. Congress and certain states have also considered legislation regulating greenhouse gas emissions. In addition, even in the absence of such legislation, the U.S. Environmental Protection Agency could regulate greenhouse gas emissions, especially aircraft engine emissions. The cost to comply with potential new laws and regulations could be substantial for the Company. These costs could include an increase in the cost of fuel and capital costs associated with updating aircraft. Until the timing, scope and extent of any future regulation becomes known, we cannot predict its effect on the Company's cost structure or operating results. Further, even without such legislation or regulation, increased awareness and adverse publicity in the global marketplace about greenhouse gas emitted by companies in the airline and transportation industries could harm our reputation and reduce demand for our services.

**ITEM 1B. UNRESOLVED STAFF COMMENTS**

None.

**ITEM 2. PROPERTIES**

The Company leases portions of the air park in Wilmington, Ohio, under lease agreements with a regional port authority, the terms of which expire in May of 2019 and June 2036 with options to extend. The leases include corporate offices, 310,000 square feet of maintenance hangars and a 100,000 square foot component repair shop at the air park. ABX also has the non-exclusive right to use the airport, which includes one active runway, taxiways and ramp space.

As of December 31, 2015, the Company and its subsidiaries' in-service aircraft fleet consisted of 55 owned aircraft. The aircraft were all formerly passenger aircraft that have been modified for cargo operations. The aircraft are generally described as being mid-size or having medium wide-body cargo capabilities. The cargo aircraft carry gross payloads ranging from approximately 58,000 to 129,000 pounds. These aircraft are well suited for intra-continental flights and medium range inter-continental flights. Because an airline's flight operations can be hindered by inclement weather, sophisticated landing systems and other equipment are utilized to minimize the effect that weather may have on flight operations. For example, ABX's Boeing 767-200 and 767-300 aircraft are operated for Category III landings. This allows their crews to land under weather conditions with forward runway visibility of only 600 feet at airports with Category III Instrument Landing Systems.

The table below shows the combined fleet of aircraft in service condition.

Aircraft Type	In-service Aircraft as of December 31, 2015			Year of Manufacture	Gross Payload (Lbs.)	Still Air Range (Nautical Miles)
	Total	Owned	Operating Lease			
767-200 SF (1)	36	36	—	1982 - 1987	85,000 - 100,000	1,700 - 5,300
767-300 SF (1)	11	11	—	1988 - 1994	121,000 - 129,000	3,200 - 7,100
757-200 PCF (1)	5	4	1	1984 - 1991	68,000	2,100 - 4,800
757-200 Combi (2)	4	4	—	1989 - 1992	58,000	2,600 - 4,300
Total in-service	56	55	1			

- (1) These aircraft are configured for standard cargo containers loaded through large standard main deck cargo doors.
- (2) These aircraft are configured as "combi" aircraft capable of carrying passenger and cargo containers on the main flight deck.

In addition, as of December 31, 2015, CAM had one Boeing 767-200 and two Boeing 767-300 passenger aircraft that are not reflected in the table above. The Boeing 767-200 aircraft discontinued passenger service in 2015 when a customer's operation ended. The two Boeing 767-300 aircraft were undergoing modification to a standard freighter configuration and are expected to be completed in 2016.

We believe that our existing facilities and aircraft fleet are appropriate for our current operations. As described in Note G to the accompany financial statements, we plan to invest in additional aircraft to meet our growth plans. We may make additional investments in aircraft and facilities if we identify favorable opportunities in the markets that we serve.

### ***ITEM 3. LEGAL PROCEEDINGS***

#### **Brussels Noise Ordinance**

The Brussels Instituut voor Milieubeheer ("BIM"), a governmental authority in the Brussels-Capital Region of Belgium that oversees the enforcement of environmental matters, imposed four separate administrative penalties on ABX in the approximate aggregate amount of €0.4 million (\$0.4 million) for numerous alleged violations of an ordinance limiting the noise caused by aircraft overflying the Brussels-Capital Region (which is located near the Brussels Airport) during the period from May 2009 through December 2010. ABX exhausted its appeals with respect to all four of the administrative penalties. In October 2015, ABX made a monetary payment in satisfaction of the fines.

#### **Other**

In addition to the foregoing matters, we are also currently a party to legal proceedings, including FAA enforcement actions, in various federal and state jurisdictions arising out of the operation of the Company's business. The amount of alleged liability, if any, from these proceedings cannot be determined with certainty; however, we believe that the Company's ultimate liability, if any, arising from the pending legal proceedings, as well as from asserted legal claims and known potential legal claims which are probable of assertion, taking into account established accruals for estimated liabilities, should not be material to our financial condition or results of operations.

### ***ITEM 4. MINE SAFETY DISCLOSURES***

Not applicable

## PART II

### **ITEM 5. MARKET FOR REGISTRANT'S COMMON EQUITY, RELATED STOCKHOLDER MATTERS, AND ISSUER PURCHASES OF EQUITY SECURITIES**

#### **Common Stock**

ATSG's common stock is publicly traded on the NASDAQ Global Select Market under the symbol ATSG. The following table shows the range of high and low prices per share of ATSG common stock for the periods indicated:

<u>2015 Quarter Ended:</u>	<u>Low</u>	<u>High</u>
December 31, 2015	\$ 8.42	\$ 10.39
September 30, 2015	\$ 7.60	\$ 10.96
June 30, 2015	\$ 9.04	\$ 10.96
March 31, 2015	\$ 7.80	\$ 9.72

<u>2014 Quarter Ended:</u>	<u>Low</u>	<u>High</u>
December 31, 2014	\$ 6.93	\$ 8.90
September 30, 2014	\$ 7.27	\$ 9.21
June 30, 2014	\$ 7.38	\$ 9.57
March 31, 2014	\$ 5.81	\$ 8.12

On March 14, 2016, there were 1,545 stockholders of record of the ATSG's common stock. The closing price of the ATSG's common stock was \$14.20 on March 14, 2016.

#### **Dividends**

We are restricted from paying dividends on ATSG's common stock in excess of \$50.0 million during any calendar year under the provisions of the Senior Credit Agreement. No cash dividends have been paid or declared.

#### **Stock Repurchases**

On August 5, 2014, the Board of Directors authorized the Company to repurchase up to \$50.0 million of outstanding common stock. The Board's authorization does not require the Company to repurchase a specific number of shares and the Board may terminate the repurchase program at any time. Repurchases may be made from time to time on the open market or in privately negotiated transactions. All of the repurchases done by the Company during the fourth quarter of 2015 were in the open market. There is no expiration date for the repurchase program. The following table summarizes the Company's repurchases of its common stock during the fourth quarter ended December 31, 2015:


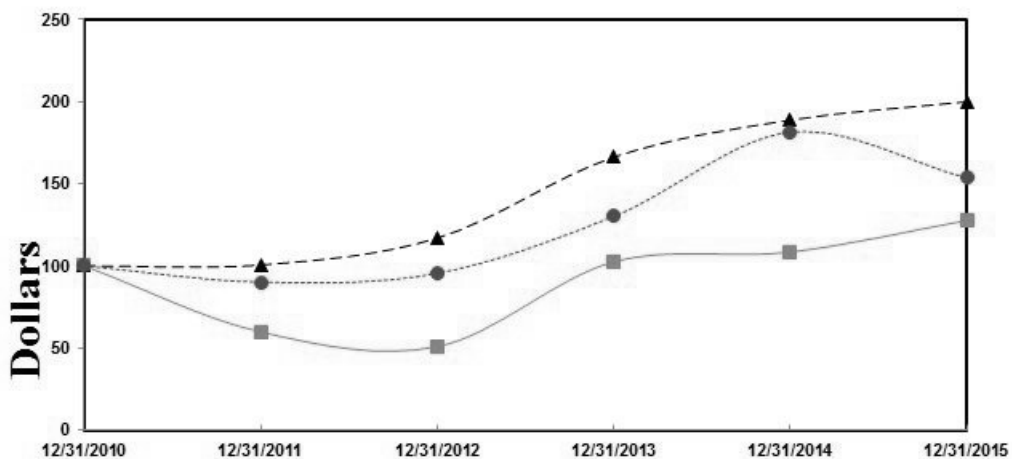
<u>Period</u>	<u>Total Number of Shares Purchased</u>	<u>Average Price paid Per Share</u>	<u>Total Number of Shares Purchased as Part of Publicly Announced Program</u>	<u>Maximum Dollar Value of Shares That May Yet Be Purchased Under the Program</u>
October 1, 2015 through October 31, 2015	149,655	\$ 9.21	149,655	\$ 41,702,865
November 1, 2015 through November 30, 2015	109,065	\$ 9.10	109,065	\$ 40,710,088
December 1, 2015 through December 31, 2015	114,490	\$ 9.22	114,490	\$ 39,655,063
Total for the quarter	<u>373,210</u>	<u>\$ 9.18</u>	<u>373,210</u>	<u>\$ 39,655,063</u>

#### **Securities authorized for issuance under equity compensation plans**

For the response to this Item, see Item 12.

## Performance Graph

The graph below compares the cumulative total stockholder return on a \$100 investment in the ATSG's common stock with the cumulative total return of a \$100 investment in the NASDAQ Composite Index and the cumulative total return of a \$100 investment in the NASDAQ Transportation Index for the period beginning on December 31, 2010 and ending on December 31, 2015.



	12/31/2010	12/31/2011	12/31/2012	12/31/2013	12/31/2014	12/31/2015
Air Transport Services Group, Inc.	100.00	59.75	50.76	102.41	108.35	127.59
NASDAQ Composite Index	100.00	100.53	116.92	166.19	188.78	199.95
NASDAQ Transportation Index	100.00	90.09	95.46	130.08	181.38	153.54

## ITEM 6. SELECTED CONSOLIDATED FINANCIAL DATA

The following selected consolidated financial data should be read in conjunction with the consolidated financial statements and the notes thereto and the information contained in Item 7 of Part II, "Management's Discussion and Analysis of Financial Condition and Results of Operations." The selected consolidated financial data and the consolidated operations data below are derived from the Company's audited consolidated financial statements.

	As of and for the Years Ended December 31				
	2015	2014	2013	2012	2011
	(In thousands, except per share data)				
<b>OPERATING RESULTS:</b>					
Continuing revenues	\$ 619,264	\$ 589,592	\$ 580,023	\$ 607,438	\$ 730,133
Operating expenses (1) (3)	546,474	525,067	566,838	528,750	667,504
Net interest expense and other non operating charges (2)	10,227	12,749	13,544	12,368	21,769
Earnings (loss) from continuing operations before income taxes	62,563	51,776	(359)	66,320	40,860
Income tax expense	(23,408)	(19,702)	(19,266)	(24,672)	(16,995)
Earnings (loss) from continuing operations	39,155	32,074	(19,625)	41,648	23,865
Earnings (loss) from discontinued operations, net of taxes (3)	2,067	(2,214)	(3)	(774)	(673)
Net earnings (loss)	<u>\$ 41,222</u>	<u>\$ 29,860</u>	<u>\$ (19,628)</u>	<u>\$ 40,874</u>	<u>\$ 23,192</u>
<b>EARNINGS (LOSS) PER SHARE FROM CONTINUING OPERATIONS:</b>					
Basic	\$ 0.61	\$ 0.50	\$ (0.31)	\$ 0.66	\$ 0.38
Diluted	\$ 0.60	\$ 0.49	\$ (0.31)	\$ 0.65	\$ 0.37
<b>WEIGHTED AVERAGE SHARES:</b>					
Basic	64,242	64,253	63,992	63,461	63,284
Diluted	65,127	65,211	63,992	64,420	64,085
<b>SELECTED CONSOLIDATED FINANCIAL DATA:</b>					
Cash and cash equivalents	\$ 17,697	\$ 30,560	\$ 31,699	\$ 15,442	\$ 30,503
Property and equipment, net (1)	875,401	847,268	838,172	818,924	748,913
Goodwill and intangible assets (1)	38,729	39,010	39,291	92,126	93,376
Total assets (4)	1,042,263	1,011,859	1,019,182	1,016,457	962,171
Post-retirement liabilities (3)	110,166	94,368	32,865	187,533	188,110
Long term debt and current maturities, other than leases	318,200	344,094	384,515	364,481	346,904
Deferred income tax liability (4)	96,858	83,223	95,912	27,268	10,982
Stockholders' equity	364,157	347,489	368,968	299,256	270,147

- (1) In 2011, the Company recorded an impairment charge of \$22.1 million on aircraft, \$2.8 million on goodwill and \$2.3 million on acquired intangibles. In 2013, the Company recorded an impairment charge of \$52.6 million on goodwill.
- (2) During 2011, in conjunction with the execution of the Senior Credit Agreement (see Note F to the accompanying consolidated financial statements) the Company terminated its previous credit agreement, which resulted in the write-off of \$2.9 million of unamortized debt issuance costs associated with that credit agreement and recognized \$3.9 million of losses for certain interest rate swaps previously designated as cash flow hedges of interest payments stemming from the former term loan.
- (3) During 2014, ABX offered vested, former employee participants of the qualified pension plan and vested employee participants of the crewmembers qualified pension plan a one-time option to settle their pension benefit with the Company through a single payment or a nonparticipating annuity contract. As a result, ABX settled \$98.7 million of pension obligation in December of 2014 from the pension plans assets. The settlement resulted in pre-tax charges of \$6.7 million to continued operations and \$5.0 million to discontinued operations for 2014. As a result of fluctuating interest rates and investment returns, the funded status of the Company's defined benefit pension and retiree medical plans vary from year to year. (See notes H and K to the accompanying consolidated financial statements.)
- (4) In 2015, the Company adopted the Financial Accounting Standards Board issued Accounting Standards Update 2015-17, Balance Sheet Classification of Deferred Taxes (see Note A to the accompanying consolidated financial statements), and reclassified the Company's deferred tax assets from a current asset to a noncurrent liability for all years presented.

## **ITEM 7. MANAGEMENT'S DISCUSSION AND ANALYSIS OF FINANCIAL CONDITION AND RESULTS OF OPERATIONS**

The following Management's Discussion and Analysis has been prepared with reference to the historical financial condition and results of operations of Air Transport Services Group, Inc., and its subsidiaries and should be read in conjunction with the "Risk Factors" in Item 1A of this report, our historical financial statements, and the related notes contained in this report.

### **INTRODUCTION**

The Company leases aircraft, provides air cargo lift and performs aircraft maintenance and other support services primarily to the air cargo transportation and package delivery industries. Through the Company's subsidiaries, we offer a range of complementary services to delivery companies, freight forwarders, airlines and government customers. The Company's principal subsidiaries include two independently certificated airlines, ABX Air, Inc. ("ABX") and Air Transport International, Inc. ("ATI"), and an aircraft leasing company, Cargo Aircraft Management, Inc. ("CAM").

The Company has two reportable segments: ACMI Services, which primarily includes the cargo transportation operations of its airlines, and the CAM segment, which owns and leases cargo aircraft. The Company's other business operations, which primarily provide support services to the transportation industry, include aircraft maintenance, aircraft parts sales, ground equipment leasing and mail handling services. These operations do not constitute reportable segments due to their size.

At December 31, 2015, the Company owned 55 cargo aircraft that were in revenue service. The combined fleets consisted of 36 Boeing 767-200 aircraft, 11 Boeing 767-300 aircraft, four Boeing 757-200 aircraft and four Boeing 757 "combi" aircraft.

The Company has had long term contracts with DHL Network Operations (USA), Inc. and its affiliates ("DHL"), since August 2003. DHL is the Company's largest customer and accounted for 46%, 55% and 54% of the Company's consolidated revenues during the years ended December 31, 2015, 2014 and 2013, respectively. In 2010 the Company and DHL executed commercial agreements under which DHL leased thirteen Boeing 767 freighter aircraft from CAM and ABX operates those aircraft under a separate crew, maintenance and insurance ("CMI") agreement. The initial term of the CMI agreement was five years while the terms of the aircraft leases were seven years. In 2015, the Company and DHL amended and restated the CMI agreement ("restated CMI agreement"). As a result, effective April 1, 2015, the existing monthly aircraft lease rates for the thirteen Boeing 767-200 freighter aircraft declined approximately 5%, DHL agreed to lease an additional two Boeing 767 aircraft which were previously supporting DHL under short-term operating arrangements, and the Boeing 767 aircraft lease terms with DHL were extended through March 2019.

Under the restated CMI agreement, ABX continues to operate and maintain the aircraft through March 2019. Similar to the previous agreement, pricing for services provided under the restated CMI agreement is based on pre-defined fees scaled for the number of aircraft hours flown, aircraft scheduled and flight crews provided to DHL for its network. Under the pricing structure of the restated CMI agreement, ABX assumed responsibility for the cost of complying with FAA airworthiness directives, the cost of Boeing 767 airframe maintenance and certain engine maintenance events for the DHL-leased aircraft that it operates. Although provisions of the restated CMI agreement negatively impact the Company's operating results, we project that the reduced earnings from the CMI operations for DHL will be offset through additional aircraft lease revenues, international ACMI opportunities, cost controls and aircraft maintenance growth.

During June and November of 2015, DHL began a long-term lease for two more Boeing 767 aircraft from CAM which ABX operates under the restated CMI agreement. As of December 31, 2015, the Company, through CAM, leased 17 Boeing 767 aircraft to DHL; 15 of those were being operated by the Company's airlines for DHL. Additionally, the airlines operated seven CAM owned Boeing aircraft and one DHL leased aircraft under other operating arrangements with DHL.

The U.S. Military comprised 16%, 16% and 17% of the Company's consolidated revenues during the years ended December 31, 2015, 2014 and 2013, respectively. The Company's airlines contract their services to the Air Mobility Command ("AMC"), through the U.S. Transportation Command ("USTC"), both of which are organized under the U.S. Military. During 2013, ATI retired its four DC-8 combi aircraft and replaced them with three Boeing 757 combi aircraft operating for the U.S. Military. Our fourth and final Boeing 757 combi aircraft entered service in the first quarter of 2014, after completing the necessary regulatory certification, and serves as a maintenance spare.

## **RESULTS OF OPERATIONS**

### *Summary*

External customer revenues from continuing operations increased by \$29.7 million to \$619.3 million during 2015 compared to 2014. Excluding directly reimbursed revenues, customer revenues increased 6%, or by \$32.6 million during 2015 compared with 2014. Increased external customer revenues from CAM's leasing operations, aircraft maintenance services and parcel handling operations were offset by lower revenues from ACMI Services during 2015, which reflect six fewer Boeing 767 aircraft under ACMI operations compared to 2014.

The consolidated net earnings from continuing operations were \$39.2 million for 2015 compared to \$32.1 million for 2014. The pre-tax earnings from continuing operations were \$62.6 million for 2015 compared to \$51.8 million, which included a one-time charge of \$6.7 million for pension obligation settlements, for 2014. Adjusted pre-tax earnings from continuing operations, a non-GAAP measure (a definition and reconciliation of adjusted pre-tax earnings follows), after removing the pension settlement charge, were \$61.6 million for 2015 compared to \$57.4 million for 2014. Adjusted pre-tax earnings from continuing operations for 2015 improved compared to 2014 due to additional aircraft lease revenues and better ACMI Services aircraft utilization, offset by higher aircraft depreciation and more employee expenses, particularly in our support services businesses.

During 2014, we offered vested, former employee participants of the qualified pension plan and vested employee participants of the crewmembers qualified pension plan a one-time option to settle their pension benefit with the Company through a single payment or a nonparticipating annuity contract. As a result, ABX settled \$98.7 million of pension obligations in December of 2014 funded by pension plan assets. The settlement resulted in a pre-tax charge of \$6.7 million to continuing operations.



## Fleet Summary

The Company's cargo aircraft fleet is summarized below as of December 31, 2015, 2014 and 2013:

	2015			2014			2013		
	ACMI Services	CAM	Total	ACMI Services	CAM	Total	ACMI Services	CAM	Total
<b>In-service aircraft</b>									
Aircraft owned									
Boeing 767-200	13	23	36	14	22	36	16	20	36
Boeing 767-300	4	7	11	6	2	8	6	—	6
Boeing 757-200	4	—	4	4	—	4	4	—	4
Boeing 757-200 Combi	4	—	4	4	—	4	3	—	3
Total	25	30	55	28	24	52	29	20	49
Operating lease									
Boeing 767-200	—	—	—	2	—	2	4	—	4
Boeing 767-300	—	—	—	1	—	1	2	—	2
Boeing 757-200	1	—	1	—	—	—	—	—	—
Total	1	—	1	3	—	3	6	—	6
<b>Other aircraft</b>									
Owned Boeing 767-300 under modification	—	2	2	—	—	—	—	1	1
Owned Boeing 757-200 Combi under modification	—	—	—	—	—	—	—	2	2
Owned Boeing 767 available or staging for lease	—	—	—	—	1	1	—	—	—

As of December 31, 2015, ACMI Services leased 25 of its in-service aircraft internally from CAM. As of December 31, 2015, 11 of CAM's 23 Boeing 767-200 aircraft shown above and four of the seven Boeing 767-300 aircraft, were leased to DHL and operated by ABX. CAM leased the other twelve Boeing 767-200 aircraft and three Boeing 767-300 aircraft to external customers, including two Boeing 767-200 aircraft to DHL for another airline. The carrying values of the total in-service fleet as of December 31, 2015, 2014 and 2013 were \$742.6 million, \$734.5 million and \$714.8 million, respectively. The table above does not reflect CAM's only Boeing 767-200 passenger aircraft.

Aircraft fleet activity during 2015 is summarized below:

- During the first quarter, two DHL-owned Boeing 767-200 aircraft, previously leased by ABX for operations in DHL's network, were returned to DHL.
- CAM placed one recently modified Boeing 767-300 freighter aircraft with an external customer in February 2015 under a multi-year lease.
- In February 2015, CAM purchased a Boeing 767-300 freighter aircraft that ABX was leasing from an external lessor and began to lease it to ABX.
- ABX returned three Boeing 767-200 freighters to CAM, two of which were leased to external lessees in April and the third was leased to another external lessee in October.
- During the second quarter, DHL began to lease directly from CAM, three Boeing 767-300 aircraft that ABX had been providing under shorter term arrangements. ABX continued to operate the aircraft.
- During the second quarter, ATI began to operate a Boeing 757 freighter that DHL leases from a third party.
- During the fourth quarter, DHL transitioned two CAM Boeing 767-200 aircraft leases to another airline in the Middle East.

- External lessees returned two other Boeing 767-200 freighter aircraft to CAM, which leased one to another external customer and the other aircraft to ABX during the fourth quarter of 2015.
- CAM purchased one Boeing 767-300 passenger aircraft in June and completed its modification to standard freighter configuration in November. CAM began to lease that aircraft, which is operated by ABX, to DHL under a multi-year lease.
- CAM purchased one Boeing 767-300 passenger aircraft in July and another one in November, which were both being modified to standard freighter configuration as of December 31, 2015.

A summary of our revenues and pre-tax earnings from continuing operations is shown below (in thousands):

	<b>Years Ending December 31</b>		
	<b>2015</b>	<b>2014</b>	<b>2013</b>
<b>Revenues from Continuing Operations:</b>			
CAM	\$ 177,789	\$ 166,303	\$ 160,342
ACMI Services			
Airline services	395,486	399,376	418,125
Reimbursable	37,623	40,543	26,379
Total ACMI Services	433,109	439,919	444,504
Other Activities	161,995	142,294	117,292
<b>Total Revenues</b>	<b>772,893</b>	<b>748,516</b>	<b>722,138</b>
Eliminate internal revenues	(153,629)	(158,924)	(142,115)
<b>Customer Revenues</b>	<b>\$ 619,264</b>	<b>\$ 589,592</b>	<b>\$ 580,023</b>
<b>Pre-Tax Earnings from Continuing Operations:</b>			
CAM, inclusive of interest expense	\$ 57,457	\$ 53,159	\$ 66,208
ACMI Services			
Airline services	(2,654)	(5,381)	(25,601)
Pension settlement charge	—	(6,700)	—
Asset impairment charges	—	—	(52,585)
Total ACMI Services	(2,654)	(12,081)	(78,186)
Other Activities	8,561	11,363	12,200
Net unallocated interest expense	(1,721)	(1,761)	(1,212)
Net gain on derivative instruments	920	1,096	631
<b>Pre-Tax Earnings (Loss) from Continuing Operations</b>	<b>62,563</b>	<b>51,776</b>	<b>(359)</b>
Add Pension settlement charge	—	6,700	—
Add Asset impairment charges	—	—	52,585
Less Net gain on derivative instruments	(920)	(1,096)	(631)
<b>Adjusted Pre-Tax Earnings</b>	<b>\$ 61,643</b>	<b>\$ 57,380</b>	<b>\$ 51,595</b>

Reimbursable revenues shown above include revenues related to fuel, landing fees, navigation fees, aircraft rent and certain other operating costs that are directly reimbursed to the airlines by their customers. Effective April 1, 2015, the cost of engine and airframe maintenance for all CAM-owned aircraft operated for DHL are the responsibility of the airlines, including Boeing 767-200 maintenance costs previously reimbursed directly by DHL. For all periods presented above, airline services revenues include compensation for maintenance provided by the airlines on aircraft operated for DHL. Reimbursable revenues declined during 2015 due to lower fuel prices and the return of four DHL-owned Boeing 767-200 aircraft.

Adjusted pre-tax earnings, a non-GAAP measure, is pre-tax earnings excluding asset impairment charges, interest rate derivative gains and losses and the pension settlement costs. Management uses adjusted pre-tax earnings to compare the performance of core operating results between periods. Adjusted pre-tax earnings should not be considered in isolation or as a substitute for analysis of the Company's results as reported under GAAP.

## 2015 and 2014

### *CAM*

CAM offers aircraft leasing and related services to external customers and also leases aircraft internally to the Company's airlines. Aircraft leases normally cover a term of five to eight years. In a typical leasing agreement, customers pay rent and maintenance deposits on a monthly basis.

CAM's revenues grew \$11.5 million during 2015 compared to 2014, primarily as a result of additional aircraft leases. As of December 31, 2015 and 2014, CAM had 30 and 24 aircraft under lease to external customers, respectively. Revenues from external customers totaled \$93.4 million and \$77.7 million for 2015 and 2014, respectively. CAM's revenues from the Company's airlines totaled \$84.4 million during 2015, compared to \$88.6 million for 2014. Since mid-2014, we have added four Boeing 767 freighter aircraft to CAM's lease portfolio through December 31, 2015.

CAM's pre-tax earnings, inclusive of an interest expense allocation, were \$57.5 million and \$53.2 million during 2015 and 2014, respectively. Increased earnings reflect additional external lease revenues and lower interest expense, offset by higher depreciation expense for additional Boeing 767-300 and Boeing 757 aircraft and increased expenses to place and support the larger fleet of Boeing aircraft.

During 2015, CAM purchased four 767-300 aircraft, one in each quarter. Two of the aircraft were in service by the end of 2015, and two were being modified from passenger to freighter configuration. One of the aircraft was completed and leased in February 2016, and we expect the second aircraft to complete conversion during the second quarter of 2016. As described on page 2, under Item 1 of this report, CAM has entered an agreement to lease 20 Boeing 767 freighter aircraft to Amazon Fulfillment Services, Inc. ("AFS") a subsidiary of Amazon.com, Inc. ("Amazon"), including 12 Boeing 767-200 freighter aircraft for a term of five years and eight Boeing 767-300 freighter aircraft for a term of seven years. Leases for six of these aircraft will commence April 1, 2016 and nine more aircraft leases are expected to be executed by the end of 2016. To meet the 20 aircraft requirement for AFS, CAM plans to add eight more Boeing 767-300 freighter aircraft to its fleet by mid-2017. The remaining aircraft commitment for AFS will be filled by five aircraft currently operated for AFS by the Company's airlines, expiring aircraft leases presently with external CAM lessees, as well as aircraft currently being utilized by the Company's airlines for charter operations and other customer services.

### *ACMI Services*

The ACMI Services segment provides airline operations to its customers, typically under contracts providing for a combination of aircraft, crews, maintenance and insurance ("ACMI"). Our customers are usually responsible for supplying the necessary aviation fuel and cargo handling services and reimbursing our airline for other operating expenses such as landing fees, ramp expenses, certain aircraft maintenance expenses and fuel procured directly by the airline. Aircraft charter agreements, including those for the U.S. Military, usually require the airline to provide full service, including fuel and other operating expenses for a fixed, all-inclusive price. As of December 31, 2015, ACMI Services included 41 in-service aircraft, including 25 leased internally from CAM, one DHL-supplied aircraft operated by ATI and 15 CAM-owned freighter aircraft which are under lease to DHL and operated by ABX under the restated CMI agreement.

Revenues from ACMI Services declined \$6.8 million during 2015 compared with 2014 to \$433.1 million. Airline services revenues from external customers, which do not include revenues for the reimbursement of fuel and certain operating expenses, declined \$3.9 million. Lower revenues reflect fewer aircraft being operated for our customers and contract rate changes under the restated CMI agreement with DHL compared to 2014. Billable block hours declined 2% for 2015 compared to 2014. Excluding billable block hours for DHL, block hours grew 22% for 2015 compared to 2014. Block hours flown for the U.S. Military were up 3% compared to 2014.

ACMI Services incurred pre-tax losses of \$2.7 million during 2015, compared to pre-tax losses of \$12.1 million for 2014. Excluding pension settlement charges of \$6.7 million recorded during 2014, ACMI Services incurred pre-tax losses of \$2.7 million and \$5.4 million in 2015 and 2014, respectively. Smaller pre-tax losses in 2015 compared to 2014 were primarily a result of improved fleet utilization and more routes for our customers, other than DHL. Since mid-2014, ACMI Services returned under-utilized aircraft to CAM, which subsequently leased those aircraft to external customers.

The ACMI Services segment contributed positively to the Company's pre-tax earnings for the fourth quarter of 2015, reflecting a fully deployed fleet and a trial air network in the U.S. for AFS. The network, which began in mid-September 2015 and grew to utilize five aircraft, will expand during 2016 and 2017 to 20 CAM aircraft under an Air Transportation Services Agreement executed with AFS (the "ATSA") in March 2016. During 2016, we expect higher expenses for start-up costs related to the AFS network, pension as actuarially determined, and aircraft maintenance expenses due to the schedule of heavy maintenance checks. Achieving profitability in ACMI Services will depend on a number of factors, including revenue levels for airline services, crewmember training costs, crewmember productivity, employee benefits, aircraft maintenance schedules and the number of aircraft we operate.

#### *Other Activities*

The Company sells aircraft parts and provides aircraft maintenance and modification services primarily through its aircraft maintenance and repair business, Airborne Maintenance and Engineering Services, Inc. ("AMES"). The Company also provides services to the U.S. Postal Service ("USPS"), which mainly consists of mail and package sorting services at five USPS facilities. The Company also leases and maintains ground support equipment and provides facility maintenance services. Other activities also include the management of workers' compensation claims under an agreement with DHL and gains from the reduction in employee post-retirement obligations.

External customer revenues from all other activities were \$93.9 million and \$72.0 million for 2015 and 2014, respectively. Revenues from our mail and package handling services increased \$13.3 million during 2015 compared to 2014, reflecting higher contractual costs and increased mail volumes at the USPS facilities we operate, as well as parcel handling services, during the fourth quarter of 2015, for the AFS trial U.S. network. Additionally, aircraft maintenance revenues from external customers increased by \$7.3 million. Revenues from aircraft maintenance can vary among periods due to the timing of scheduled maintenance events and the completion level of work during a period.

The pre-tax earnings from other activities decreased by \$2.8 million to \$8.6 million in 2015. Improved earnings from increased revenues during 2015, were offset by lower gains from the reduction of employee benefit obligations compared to 2014, and additional unallocated corporate expenses to support growth initiatives.

#### *Expenses from Continuing Operations*

Salaries, wages and benefits expense increased \$15.3 million during 2015 compared to 2014 driven by higher headcount for maintenance and other support services. Pension expense for continuing operations, excluding the 2014 pension settlement expense of \$6.7 million, increased \$4.3 million due to a lower interest rate on pension plan obligations at the beginning of 2015 and other retiree benefit expenses increased \$2.8 million during 2015 compared to 2014. While the number of airline employees increased 4% during 2015 compared to 2014, total headcount increased 20% during 2015 compared to 2014 as we added employees for facility maintenance, package sorting and aircraft maintenance operations, driven by additional revenue opportunities and expanded hangar capabilities. For 2016, we expect pension expense for continuing operations to increase \$9.5 million compared to 2015.

Fuel expense decreased by \$0.9 million during 2015 compared to 2014. The average price per gallon of aviation fuel decreased about 19% for 2015 compared to 2014. Fuel expense includes the cost of fuel to operate U.S. Military charters, reimbursable fuel billed to DHL and other ACMI customers, as well as fuel used to position aircraft for service and for maintenance purposes. The decrease in the average price per gallon of fuel was offset by a higher level of customer reimbursed fuel which increased \$3.7 million in 2015 compared to 2014.

Maintenance, materials and repairs expense increased by \$4.5 million during 2015 compared to 2014. The increase stemmed primarily from additional airframe checks and related component repairs, partially offset by lower engine maintenance expense driven by fewer block hours flown. Aircraft maintenance expenses can vary among periods due to the number of scheduled airframe maintenance checks and the scope of the checks that are performed.

Depreciation and amortization expense increased \$17.2 million during 2015 compared to 2014. The increase in depreciation expense reflects incremental depreciation expense for four Boeing 767-300 aircraft added to the in-service fleet since mid-2014 and additional aircraft engines, capitalized heavy maintenance and navigation technology upgrades. We expect depreciation expense to increase during future periods in conjunction with our fleet expansion and capital spending plans.

Travel expense increased by \$0.3 million during 2015 compared to 2014. The increase reflects the higher level of employee headcount in airline operations during 2015 compared to 2014.

Contracted ground and aviation services expense includes navigational services, aircraft and cargo handling services and other airport services. Contracted ground and aviation services increased \$5.7 million due to additional volumes of mail and packages processed for customers compared to 2014.

Rent expense decreased by \$15.0 million during 2015 compared to 2014. Rent expense decreased primarily due to the purchase of two Boeing 767-300 aircraft in September 2014 and the return of four Boeing 767-200 aircraft which were previously leased from an external provider during 2014.

Landing and ramp expense, which includes the cost of deicing chemicals, decreased by \$0.6 million during 2015 compared to 2014. Landing and ramp fees can vary based on the flight schedules and the airports that are used in a period.

Insurance expense decreased by \$1.7 million during 2015 compared to 2014. Aircraft fleet insurance has decreased due to fewer aircraft in ACMI operations during 2015 compared to 2014.

Other operating expenses increased by \$3.2 million during 2015 compared to 2014. Other operating expenses include professional fees, employee training, utilities, the cost of parts sold to customers and gains on the disposition of equipment. Other operating expenses increased due to higher professional expenses to support growth initiatives, higher taxes at certain locations, offset by larger gains from the disposition of equipment during 2015 compared to 2014. During 2016, we expect additional professional fees and other expenses in support of the ATSA.

Interest expense decreased by \$2.7 million during 2015 compared to 2014. Interest expense decreased due to a lower average debt level and interest rates on the Company's outstanding loans during 2015 compared to 2014.

The Company recorded pre-tax net gains on derivatives of \$0.9 million during the year ended December 31, 2015 compared to \$1.1 million during 2014, reflecting the impact of fluctuating market interest rates.

Income tax expense from continuing operations increased \$3.7 million for 2015 compared to 2014, due to higher pre-tax earnings. The Company's effective income tax rate from continuing operations was 37.4% for the year ended December 31, 2015 as compared to 38.1% for the year ended December 31, 2014. The decrease in the effective tax rate primarily reflects a lower ratio of non-deductible expenses to pre-tax income in 2015 compared to 2014.

We estimate that the Company's effective tax rate for 2016 will be approximately 38.6% before giving effect to the provisions of the recent agreements reached with Amazon in March 2016. We project this increase in the effective tax rate due to the apportionment of more pre-tax earnings to states with higher income tax rates in 2016. As of December 31, 2015, the Company had operating loss carryforwards for U.S. federal income tax purposes of approximately \$78.9 million, which will begin to expire in 2025 if not utilized before then. We expect to utilize the loss carryforwards to offset federal income tax liabilities in the future. As a result, we do not expect to pay federal income taxes until 2019 or later. The Company may, however, be required to pay alternative minimum taxes and certain state and local income taxes before then. The Company's taxable income earned from international flights are primarily sourced to the United States under international aviation agreements and treaties. If we begin to operate in countries without such agreements, the Company could incur additional foreign income taxes.

#### *Discontinued Operations*

Discontinued operations relate to hub operations and aircraft fuel services that ABX provided to DHL under previous agreements through 2009. The financial results of discontinued operations primarily reflect pension, workers' compensation cost adjustments and other benefits for former employees previously associated with ABX's former hub operations, package sorting and aircraft fueling services provided to DHL. Pre-tax earnings related to the former sorting operations were \$3.2 million for 2015 compared to pre-tax losses of \$3.5 million for 2014. During 2014, pension expense for discontinued operations included approximately \$5.0 million due primarily to the effects of the pension settlement charge for former sorting operation employees. Pre-tax earnings during 2015 were primarily a result of pension credits due to the strong funded status of the pension plans at the beginning of 2015.

## 2014 compared to 2013

### *Summary*

External customer revenues from continuing operations increased by \$9.6 million to \$589.6 million during 2014 compared to 2013. Excluding directly reimbursed revenues, customer revenues decreased 1%, or by \$4.6 million during 2014 compared with 2013. Increased external customer revenues from CAM, aircraft maintenance and support services were offset by lower revenues from airline services. Airline service revenues declined primarily due to the discontinuation of ACMI service for DHL's Middle East operations in the first quarter of 2014.

The consolidated net earnings from continuing operations were \$32.1 million for 2014 compared with a net loss of \$19.6 million for 2013. The pre-tax earnings from continuing operations were \$51.8 million for 2014, including a one-time charge of \$6.7 million for pension obligation settlements. The pre-tax loss from continuing operations for 2013 was \$0.4 million which included a goodwill impairment charge of \$52.6 million that is not deductible for U.S. federal income tax purposes. Adjusted pre-tax earnings from continuing operations, a non-GAAP measure (a definition and reconciliation of adjusted pre-tax earnings follows), after removing the pension settlement charge and the impairment charge, were \$57.4 million for 2014 compared to \$51.6 million for 2013. Adjusted pre-tax earnings from continuing operations for 2014 increased compared to 2013 due to operating improvements primarily in the ACMI Services segment. Improved earnings were driven by improved fleet utilization, including deployment of the more fuel efficient Boeing 757 combi aircraft for the U.S. Military, reduced employee expenses and lower aircraft maintenance expenses compared to 2013.

The notification from DHL that it would cease using three ATI Boeing 767 aircraft for services in the Middle East by the end of February 2014 and stagnant growth conditions, including projections published by the U.S. Military that reflected continued reductions in their demand for cargo (non combi) airlift caused us to allocate fewer Boeing 767 aircraft to ATI. As a result, we recorded an impairment charge of \$52.6 million at the end of 2013 to write-off ATI's goodwill. Subsequently, beginning in 2014, we have deployed more Boeing 767 aircraft with external airlines.

### *Fleet Summary 2014 & 2013*

As of December 31, 2014, ACMI Services leased 28 aircraft internally from CAM. As of December 31, 2014, 13 of CAM's 22 Boeing 767-200 aircraft were leased to DHL and operated by ABX. CAM leased the other nine Boeing 767-200 and two Boeing 767-300 aircraft to external airlines. Aircraft fleet activity during 2014 is summarized below:

- CAM completed the modification of one Boeing 767-300 freighter aircraft and it was available for lease until it was placed with an external customer in February, 2015 under a multi-year lease.
- CAM completed the modification of one Boeing 757 combi aircraft and leased the aircraft internally to ATI, which deployed the aircraft for the U.S. Military.
- ABX returned two Boeing 767-200 freighter aircraft and ATI returned one Boeing 767-200 freighter aircraft and two Boeing 767-300 freighter aircraft to CAM. CAM leased two Boeing 767-200 aircraft and two Boeing 767-300 aircraft to external customers and leased a Boeing 767-200 to ABX for peak season flying.
- Near the end of September 2014, CAM purchased the two Boeing 767-300 freighter aircraft that ABX was leasing from an external lessor and began to lease them to ABX.
- During the fourth quarter of 2014, ABX began leasing one Boeing 767-300 freighter aircraft from an external lessor. (CAM purchased this aircraft in February 2015 and subsequently leased it to ABX.)
- Two DHL-owned Boeing 767-200 aircraft, previously leased by ABX for operation in DHL's network, were returned to DHL.
- CAM's only Boeing 767-200 passenger aircraft was under lease to an external airline at December 31, 2014.

As of December 31, 2013, ACMI Services leased 29 aircraft internally from CAM. As of December 31, 2013, 13 of CAM's 20 Boeing 767-200 aircraft were leased to DHL and operated by ABX. CAM leased the other seven Boeing 767-200 aircraft to external airlines. Aircraft fleet activity during 2013 is summarized below:

- CAM completed the modification of one Boeing 767-300 freighter aircraft and leased the aircraft internally to ABX.

- CAM completed the modification of one Boeing 757 freighter aircraft and leased the aircraft internally to ATI.
- CAM purchased two Boeing 757 combi aircraft that had not been certified for airworthiness. CAM completed the airworthiness requirements for three Boeing 757 combi aircraft and leased them internally to ATI, which deployed the aircraft for the U.S. Military.
- We removed four DC-8 combi aircraft from the in-service fleet.

#### *CAM*

As of December 31, 2014, CAM had 53 freighter aircraft either under or available for lease, 28 of them were leased internally to the Company's airlines. CAM's revenues grew \$6.0 million during 2014 compared to 2013, primarily as a result of additional aircraft leases to external customers. As of December 31, 2014 and 2013, CAM had 24 and 20 aircraft under lease to external customers, respectively. Revenues from external customers totaled \$77.7 million and \$71.6 million for 2014 and 2013, respectively. CAM's revenues from the Company's airlines totaled \$88.6 million during 2014, compared to \$88.7 million for 2013. CAM's 2014 revenues were temporarily reduced during the time necessary to prepare and transfer four aircraft to external customers.

CAM's pre-tax earnings, inclusive of an interest expense allocation, were \$53.2 million and \$66.2 million during 2014 and 2013, respectively. Reduced earnings reflect additional external lease revenues offset by higher depreciation expense for Boeing 767 and Boeing 757 aircraft and increased expenses to place and support the larger fleet of Boeing 767 and 757 aircraft.

During 2014, CAM's fourth and final Boeing 757 combi aircraft completed its airworthiness certification and began operations for ATI. CAM purchased two Boeing 767-300 freighter aircraft in September of 2014 and leased the aircraft to ABX. CAM completed the modification of a Boeing 767-300 in the first quarter of 2014. As of December 31, 2014, CAM had one Boeing 767-300 aircraft available for lease. The aircraft was subsequently placed with an external customer in February 2015 under a multi-year lease.

#### *ACMI Services*

Revenues from ACMI Services declined \$4.6 million during 2014 compared with 2013 to \$439.9 million. Airline services revenues from external customers, which do not include revenues for the reimbursement of fuel and certain operating expenses, declined \$18.7 million. Lower revenues resulted primarily from operating fewer international cargo lanes for our customers, including the DHL routes in the Middle East and for the U.S. Military. Billable block hours declined 7% for 2014 compared to 2013. Excluding billable block hours for DHL's Middle East operations which ATI stopped servicing in February 2014, block hours grew 2% for 2014 compared to 2013. Block hours flown for the U.S. Military were down 1% compared to 2013, due to fewer ad hoc and expansion flying opportunities.

ACMI Services incurred pre-tax losses of \$12.1 million during 2014, compared to pre-tax losses of \$78.2 million for 2013. Excluding pension settlement charges of \$6.7 million and asset impairment charges of \$52.6 million recorded during 2014 and 2013, respectively, ACMI Services incurred pre-tax losses of \$5.4 million and \$25.6 million in 2014 and 2013, respectively. Smaller pre-tax losses in 2014 compared to 2013 were primarily a result of improved fleet utilization, lower aircraft maintenance expense and reduced airline personnel expenses. During 2014, ACMI Services returned under-utilized aircraft to CAM, which subsequently leased those aircraft to external customers. Additionally, the number of scheduled airframe heavy checks that were expensed declined by three during 2014 compared to 2013.

Beginning in May of 2014, DHL terminated the services of three of the Company's Boeing 767 aircraft which ABX operated under short term contracts in lower volume U.S. markets and replaced them with smaller Boeing 737 aircraft operated by another airline. ABX submitted bids to DHL to retain the operation of four Boeing 767-200 aircraft owned by DHL and which were operated by ABX under the CMI agreement. However, in August 2014, ABX received termination notices for these four aircraft and at the end of 2014, two of the DHL-owned Boeing 767-200 aircraft were returned to DHL. The last two DHL-owned Boeing 767-200 aircraft were returned to DHL by the end of the first quarter of 2015.

### *Other Activities*

External customer revenues from all other activities were \$72.0 million and \$63.9 million for 2014 and 2013, respectively. Revenues from services provided to the USPS increased \$3.9 million during 2014 primarily due to increased volumes handled by the facilities that we operate for the USPS. In addition to the increased revenues from the USPS, aircraft maintenance revenues from external customers increased by \$3.2 million.

The pre-tax earnings from other activities were \$11.4 million and \$12.2 million for 2014 and 2013, respectively. The decrease of \$0.8 million of pre-tax earnings for 2014 compared to 2013 primarily reflected additional personnel costs to support increased business volumes processed for the USPS and the start up of expanded aircraft maintenance operations which began in mid-2014.

In 2014, AMES expanded into a new 100,000 square foot aircraft hangar facility adjacent to the existing aircraft maintenance facility in Wilmington, Ohio. We began to make lease payments for the new hangar during 2014. Additionally, we incurred other incremental costs associated with the new hangar, including the costs of aircraft maintenance personnel, as we sought to grow aircraft maintenance revenues utilizing the expanded hangar capabilities.

### *Expenses from Continuing Operations*

Salaries, wages and benefits expense decreased \$8.9 million during 2014 compared to 2013 due to lower pension expense and a reduced number of airline employees. Pension expense for continuing operations decreased \$7.5 million during 2014 due to strong investment returns on pension plan assets and the impact of a higher interest rate on pension plan obligations at the beginning of 2014. The number of airline employees declined 18% during 2014 compared to 2013. Total headcount increased slightly during 2014 compared to 2013 as we added employees for facility and aircraft maintenance operations, driven by additional revenue and expanded hangar capabilities.

Fuel expense increased by \$4.1 million during 2014 compared to 2013. Fuel expense reflects the cost of fuel to operate U.S. Military charters, reimbursable fuel billed to DHL and fuel used to position aircraft for service and for maintenance purposes. The increase reflects a higher level of customer reimbursed fuel which increased \$16.2 million in 2014 compared to 2013. The cost of fuel that is not reimbursed declined due to lower prices for aviation fuel and the operation of more fuel efficient Boeing 757 combi aircraft, which replaced the DC-8 aircraft previously operated for the U.S Military. The average price per gallon of fuel decreased about 3.4% for 2014 compared to 2013.

Maintenance, materials and repairs expense decreased by \$5.5 million during 2014 compared to 2013. Maintenance expense decreased due to fewer block hours flown and fewer airframe heavy checks performed during 2014 compared to 2013.

Depreciation and amortization expense increased \$16.5 million during 2014 compared to 2013. The increase in depreciation expense reflects incremental depreciation expense for four Boeing 767 aircraft, one Boeing 757 freighter aircraft and four Boeing 757 combi aircraft added to the in-service fleet since mid-2013, offset by the removal of the DC-8 combi aircraft from service.

Travel expense decreased by \$1.0 million during 2014 compared to 2013. The decrease reflects the lower level of employee headcount in airline operations and less international travel needed to support fewer international flight operations during 2014 compared to 2013.

Rent expense decreased by \$0.8 million during 2014 compared to 2013. Rent expense decreased primarily due to the purchase of two Boeing 767-300 aircraft in 2014 which were previously leased from an external provider.

Landing and ramp expense decreased by \$0.9 million during 2014 compared to 2013. The decrease was due to the reduction in block hours and flights operated in 2014 compared to 2013.

Insurance expense decreased by \$0.9 million during 2014 compared to 2013. While aircraft fleet insurance has declined as the DC-8 aircraft were retired, the cost of employee insurance rose during 2014 compared to 2013.

Other operating expenses increased by \$1.5 million during 2014 compared to 2013. Other operating expenses increased due to additional parts sold to aircraft maintenance customers and lower gains from the sale of spare equipment during 2014.

Interest expense decreased by \$0.3 million during 2014 compared to 2013. Interest expense decreased due to a lower average debt level and interest rates on the Company's outstanding loans during 2014 compared to 2013. Lower



interest expenses were partially offset by less capitalized interest during 2014. Capitalized interest was \$0.9 million higher in 2013 while aircraft were undergoing the freighter modification process.

The Company recorded pre-tax net gains on derivatives of \$1.1 million during the year ended December 31, 2014 compared to \$0.6 million during 2013, reflecting the impact of fluctuating market interest rates.

Income tax expense from continuing operations increased \$0.4 million for 2014 compared to 2013, due to higher pre-tax earnings. The Company's effective income tax rate from continuing operations was 38.1% for the year ended December 31, 2014. The effective tax rate from continuing operations was approximately 36.9% for the year ended December 31, 2013 after adjusting for \$52.6 million of non-deductible impairment charges. The increase in the effective tax rate primarily reflects increased state income taxes as proportionally more earnings occurred in the U.S. during 2014 compared to 2013.

#### *Discontinued Operations*

Pre-tax losses related to the former hub and sorting operations were \$3.5 million for 2014 compared to pre-tax losses of less than \$0.1 million for 2013. During 2014, pension expense for discontinued operations increased approximately \$3.6 million due primarily to the effects of the pension settlement charge for former sorting operation employees.

## **FINANCIAL CONDITION, LIQUIDITY AND CAPITAL RESOURCES**

### ***Cash Flows***

Net cash generated from operating activities totaled \$173.7 million, \$148.8 million and \$94.4 million in 2015, 2014 and 2013, respectively. Improved cash flows generated from operating activities during 2015 compared to 2014, reflecting additional aircraft leases which are typically paid faster than revenues related to ACMI services, additional collections from DHL and the timing of vendor payments at the end of the year. Cash flows generated from operating activities increased in 2014 compared to 2013 primarily due to additional payments received from DHL, decreased pension contributions and better operating profitability. Cash outlays for pension contributions were \$6.2 million, \$6.1 million and \$27.5 million in 2015, 2014 and 2013, respectively.

Capital spending levels were primarily the result of aircraft modification costs and the acquisition of aircraft for freighter modification. Cash payments for capital expenditures were \$158.7 million, \$112.2 million and \$112.7 million in 2015, 2014 and 2013, respectively. Capital expenditures in 2015 included \$78.3 million for the acquisition of four Boeing 767-300 aircraft, freighter modification costs and next generation navigation modifications; \$45.3 million for required heavy maintenance; and \$35.1 million for other equipment, including purchases of aircraft engines and rotables. Our capital expenditures in 2014 included \$61.9 million for the acquisition of two Boeing 767-300 aircraft and next generation navigation modifications; \$26.0 million for required heavy maintenance; \$7.3 million for construction of the new aircraft hangar; and \$17.0 million for other equipment, including purchases of aircraft engines and rotables. Our capital expenditures in 2013 included \$79.0 million for the acquisition of two Boeing 757 combi aircraft and the costs of Boeing 757 and Boeing 767 aircraft modifications; \$23.9 million for required heavy maintenance; \$6.7 million for construction of the new aircraft hangar; and \$3.1 million for other equipment costs. During 2014, we made an investment in West Atlantic AB for \$15 million.

Cash proceeds of \$6.8 million, \$3.6 million and \$1.5 million were received in 2015, 2014 and 2013, respectively, for the sale of aircraft engines, airframes and parts.

Net cash used for financing activities was \$34.7 million and \$26.3 million in 2015 and 2014, respectively. Net cash provided by financing activities was \$26.2 million in 2013. Our borrowing activities were necessary to acquire and modify aircraft for deployment into air cargo markets and modernize the combi fleet we operate for the U.S. Military. During 2015, we drew \$45.0 million from the revolving credit facility under the Senior Credit Agreement to fund capital spending and we made debt principal payments of \$69.3 million. Since May 2015, we have spent \$10.3 million to buy 1,079,167 shares of the Company's common stock in the open market through December 31, 2015, pursuant to a share repurchase plan authorized in 2014 by the Board of Directors to repurchase up to \$50 million of the Company's common stock.

### ***Commitments***

The table below summarizes the Company's contractual obligations and commercial commitments (in thousands) as of December 31, 2015.

<b><u>Contractual Obligations</u></b>	<b>Payments Due By Period</b>				
	<b>Total</b>	<b>Less Than 1 Year</b>	<b>2-3 Years</b>	<b>4-5 Years</b>	<b>After 5 Years</b>
Long term debt, including interest payments	\$ 345,189	\$ 42,468	\$ 59,676	\$ 243,045	\$ —
Facility leases	35,611	7,612	11,465	3,586	12,948
Aircraft and modification obligations	174,562	131,662	42,900	—	—
Other leases	675	394	247	34	—
<b>Total contractual cash obligations</b>	<b>\$ 556,037</b>	<b>\$ 182,136</b>	<b>\$ 114,288</b>	<b>\$ 246,665</b>	<b>\$ 12,948</b>

The long term debt bears interest at 2.55% to 7.36% per annum. For additional information about the Company's debt obligations, see Note F of the accompanying financial statements.

The Company provides defined benefit pension plans to certain employee groups. The table above does not include cash contributions for pension funding, due to the absence of scheduled maturities. The timing of pension and post-retirement healthcare payments cannot be reasonably determined, except for \$7.0 million expected to be funded in 2016. For additional information about the Company's pension obligations, see Note H of the accompanying financial statements.

We estimate that capital expenditures for 2016 will total \$290 million of which \$75 million will be for aircraft maintenance and other equipment and \$215 million will be related to aircraft purchases and freighter modifications. Actual capital spending for any future period will be impacted by aircraft acquisitions, maintenance and modification processes. We expect to finance the capital expenditures from current cash balances, future operating cash flow and the Senior Credit Agreement. The Company outsources a significant portion of the aircraft freighter modification process to a non-affiliated third party. The modification primarily consists of the installation of a standard cargo door and loading system. For additional information about the Company's aircraft modification obligations, see Note G of the accompanying financial statements.

In September 2015, we entered into a joint venture agreement to establish an express cargo airline serving multiple destinations within the Peoples Republic of China (including Hong Kong, Macau and Taiwan) and surrounding countries. The airline will be based in Tianjin, China with registered capital of 400 million RMB (US\$63 million). It will be established pending the receipt of required governmental approvals and plans to commence flight operations in mid-2016. We expect to contribute \$16 million to the joint venture over the next six months. We plan to offer the new airline aircraft leases to build its fleet.

### ***Liquidity***

The Company has a Senior Credit Agreement with a consortium of banks that includes an unsubordinated term loan of \$101.3 million and a revolving credit facility from which the Company has drawn \$180.0 million, net of repayments, as of December 31, 2015. On May 8, 2015, the Company executed the fifth amendment to the Senior Credit Agreement (the "Fifth Credit Amendment"). The Fifth Credit Amendment increased the capacity of the revolving credit facility by \$50.0 million to \$325.0 million, increased the permitted additional indebtedness by \$50.0 million to \$150.0 million, and retained the accordion feature whereby the Company can draw up to an additional \$50.0 million subject to the lenders' consent. The Senior Credit Agreement is collateralized by the Company's fleet of Boeing 767 and 757 aircraft that are not collateralized under aircraft loans. Under the amended terms of the Senior Credit Agreement, the Company is required to maintain collateral coverage equal to 150% of the outstanding balances of the term loan and the maximum capacity of the revolving credit facility or 175% of the outstanding balance of the term loan and the total funded revolving credit facility, whichever is less. The minimum collateral coverage which must be maintained is 50% of the outstanding balance of the term loan plus the revolving credit facility commitment of \$325 million. From May 5, 2016, and each year thereafter through May 6, 2019, the Company may request a one year extension of the final maturity date, subject to the lenders' consent.

Under the Senior Credit Agreement, the Company is subject to covenants and warranties that are usual and customary including, among other things, limitations on certain additional indebtedness, guarantees of indebtedness, as well as a total debt to EBITDA ratio and a fixed charge coverage ratio. The Senior Credit Agreement stipulates events of default including unspecified events that may have a material adverse effect on the Company. If an event of default occurs, the Company may be forced to repay, renegotiate or replace the Senior Credit Agreement.

Additional debt or lower EBITDA may result in higher interest rates. Under the Senior Credit Agreement, interest rates are adjusted quarterly based on the prevailing LIBOR or prime rates and a ratio of the Company's outstanding debt level to EBITDA (earnings before interest, taxes, depreciation and amortization expenses). At the Company's current debt-to-EBITDA ratio, the unsubordinated term loan and the revolving credit facility both bear a variable interest rate of 2.18%.

At December 31, 2015, the Company had \$17.7 million of cash balances. The Company had \$136.6 million available under the revolving credit facility, net of outstanding letters of credit, which totaled \$8.4 million. As specified under the terms of ABX's CMI agreement with DHL, the unsecured note payable to DHL extinguished without payment at March 31, 2015. We believe that the Company's current cash balances and forecasted cash flows provided from its operating agreements, combined with its Senior Credit Agreement, will be sufficient to fund operations, scheduled debt payments, required pension funding and planned capital expenditures for at least the next 12 months.

### ***Off-Balance Sheet Arrangements***

As part of our ongoing business, we do not participate in transactions that generate relationships with unconsolidated entities or financial partnerships, such as entities often referred to as structured finance or special purpose entities ("SPEs"), which would have been established for the purpose of facilitating off-balance sheet arrangements or other contractually narrow or limited purposes. As of December 31, 2015 and 2014, we were not involved in any material unconsolidated SPE transactions.

Certain of our operating leases and agreements contain indemnification obligations to the lessor or one or more other parties that are considered usual and customary (e.g. use, tax and environmental indemnifications), the terms of which range in duration and are often limited. Such indemnification obligations may continue after the expiration of the respective lease or agreement. No amounts have been recognized in our financial statements for the underlying fair value of guarantees and indemnifications.

## **CRITICAL ACCOUNTING POLICIES AND ESTIMATES**

"Management's Discussion and Analysis of Financial Condition and Results of Operations," as well as certain disclosures included elsewhere in this report, are based upon our consolidated financial statements, which have been prepared in accordance with accounting principles generally accepted in the United States of America. The preparation of these financial statements requires us to select appropriate accounting policies and make estimates and judgments that affect the reported amounts of assets, liabilities, revenues and expenses, and related disclosures of contingencies. In certain cases, there are alternative policies or estimation techniques which could be selected. On an ongoing basis, we evaluate our selection of policies and the estimation techniques we use, including those related to revenue recognition, post-retirement liabilities, bad debts, self-insurance reserves, valuation of spare parts inventory, useful lives, salvage values and impairment of property and equipment, income taxes, contingencies and litigation. We base our estimates on historical experience, current conditions and on various other assumptions that are believed to be reasonable under the circumstances. Those factors form the basis for making judgments about the carrying values of assets and liabilities that are not readily apparent from other sources, as well as for identifying and assessing our accounting treatment with respect to commitments and contingencies. Actual results may differ from these estimates under different assumptions or conditions. We believe the following significant and critical accounting policies involve the more significant judgments and estimates used in preparing the consolidated financial statements.

### ***Revenue Recognition***

Revenues generated from airline service agreements are typically recognized based on hours flown or the amount of aircraft and crew resources provided during a reporting period. Certain agreements include provisions for incentive payments based upon on-time reliability. These incentives are typically measured on a monthly basis and recorded to revenue in the corresponding month earned. Revenues for operating expenses that are reimbursed through customer

agreements, including consumption of aircraft fuel, are generally recognized as the costs are incurred. Revenues from charter service agreements are recognized on scheduled and non-scheduled flights when the specific flight has been completed. Aircraft lease revenues are recognized as operating lease revenues on a straight-line basis over the term of the applicable lease agreements. Revenues from the sale of aircraft parts and engines are recognized when the parts are delivered. Revenues earned and expenses incurred in providing aircraft-related maintenance, repair or technical services are recognized in the period in which the services are completed and delivered to the customer. Revenues derived from sorting parcels are recognized in the reporting period in which the services are performed. Revenue is not recognized until collectibility is reasonably assured.

### ***Goodwill and Intangible Assets***

We assess in the fourth quarter of each year whether the Company's goodwill acquired in acquisitions is impaired in accordance with the Financial Accounting Standards Board Accounting Standards Codification ("FASB ASC") Topic 350-20 *Intangibles—Goodwill and Other*. Additional assessments may be performed on an interim basis whenever events or changes in circumstances indicate an impairment may have occurred. Indefinite-lived intangible assets are not amortized but are assessed for impairment annually, or more frequently if impairment indicators occur. Finite-lived intangible assets are amortized over their estimated useful economic lives and are periodically reviewed for impairment.

The application of the goodwill impairment test requires significant judgment, including the determination of the fair value of each reporting unit that has goodwill. We estimate the fair value using a market approach and an income approach utilizing discounted cash flows applied to a market-derived rate of return. The market approach utilizes market multiples from comparable publicly traded companies. The market multiples include revenues and EBITDA (earnings before interest, taxes, depreciation and amortization). We derive cash flow assumptions from many factors including recent market trends, expected revenues, cost structure, aircraft maintenance schedules and long term strategic plans for the deployment of aircraft. Key assumptions under the discounted cash flow models include projections for the number of aircraft in service, capital expenditures, long term growth rates, operating cash flows and market-derived discount rates.

The first step of the goodwill impairment test requires a comparison of the fair value of the reporting unit to its respective carrying value. If the carrying value of a reporting unit is less than its fair value, no indication of impairment exists and a second step is not performed. If the carrying amount of a reporting unit is higher than its fair value, there is an indication that an impairment may exist and a second step is performed. In the second step, fair values are assigned to all of the assets and liabilities of a reporting unit, including any unrecognized intangible assets, and the implied fair value of goodwill is calculated. If the implied fair value of goodwill is less than the recorded goodwill, an impairment loss is recorded for the difference and charged to operations.

We have used the assistance of an independent business valuation firm in estimating an expected market rate of return, and in the development of a market approach for CAM using multiples of EBITDA and revenues from comparable publicly traded companies. Based on our analysis, as of December 31, 2015, CAM's fair value exceeded its carrying value by more than 25%. The Company's key assumptions used for goodwill testing include uncertainties, including the level of demand for cargo aircraft by shippers, the U.S. Military and freight forwarders and CAM's ability to lease aircraft and the lease rates that will be realized. The demand for customer airlift is projected based on input from customers, management's interface with customer planning personnel and aircraft utilization trends. Certain events or changes in circumstances could negatively impact our key assumptions. Customer preferences for cargo aircraft may be impacted by changes in aviation fuel prices. Key customers, including DHL and the U.S. Military, may decide that they do not need as many aircraft as projected, or they may find alternatives.

### ***Long-lived assets***

Aircraft and other long-lived assets are tested for impairment whenever events or changes in circumstances indicate the carrying value of the assets may not be recoverable. Factors which may cause an impairment include termination of aircraft from a customer's network, extended operating cash flow losses from the assets and management's decisions regarding the future use of assets. To conduct impairment testing, we group assets and liabilities at the lowest level for which identifiable cash is largely independent of cash flows of other assets and liabilities. For assets that are to be held and used, impairment is recognized when the estimated undiscounted cash flows associated with an asset group is less than the carrying value. If impairment exists, an adjustment is made to write the assets down to fair value, and a loss is recorded as the difference between the carrying value and fair value. Fair values are determined considering quoted market values, discounted cash flows or internal and external appraisals, as applicable.

### ***Depreciation***

Depreciation of property and equipment is provided on a straight-line basis over the lesser of an asset's useful life or lease term. We periodically evaluate the estimated service lives and residual values used to depreciate our property and equipment. The acceleration of depreciation expense or the recording of significant impairment losses could result from changes in the estimated useful lives of our assets. We may change the estimated useful lives due to a number of reasons, such as the existence of excess capacity in our air networks, or changes in regulations grounding or limiting the use of aircraft.

### ***Self-Insurance***

We self-insure certain claims related to workers' compensation, aircraft, automobile, general liability and employee healthcare. We record a liability for reported claims and an estimate for incurred claims that have not yet been reported. Accruals for these claims are estimated utilizing historical paid claims data and recent claims trends. Changes in claim severity and frequency could result in actual claims being materially different than the costs provided for in our results of operations. We maintain excess claim coverage with common insurance carriers to mitigate our exposure to large claim losses.

### ***Contingencies***

We are involved in legal matters that have a degree of uncertainty associated with them. We continually assess the likely outcomes of these matters and the adequacy of amounts, if any, provided for these matters. There can be no assurance that the ultimate outcome of these matters will not differ materially from our assessment of them. There also can be no assurance that we know all matters that may be brought against us at any point in time.

### ***Income Taxes***

We account for income taxes under the provisions of FASB ASC Topic 740-10 *Income Taxes*. The objectives of accounting for income taxes are to recognize the amount of taxes payable or refundable for the current year and deferred tax liabilities and assets for the future tax consequences of events that have been recognized in the Company's financial statements or tax returns. Judgment is required in assessing the future tax consequences of events that have been recognized in the Company's financial statements or tax returns. Fluctuations in the actual outcome of expected future tax consequences could materially impact the Company's financial position or its results of operations.

The Company has significant deferred tax assets including net operating loss carryforwards ("NOL CFs") for federal income tax purposes which begin to expire in 2025. Based upon projections of taxable income, we determined that it was more likely than not that the NOL CF's will be realized prior to their expiration. Accordingly, we do not have an allowance against these deferred tax assets at this time.

We recognize the impact of a tax position, if that position is more likely than not of being sustained on audit, based on the technical merits of the position.

### ***Post-retirement Obligations***

The Company sponsors qualified defined benefit pension plans for ABX's flight crewmembers and other eligible employees. The Company also sponsors non-qualified, unfunded excess plans that provide benefits to executive management and crewmembers that are in addition to amounts permitted to be paid through our qualified plans under provisions of the tax laws. Employees are no longer accruing benefits under any of the defined benefit pension plans. The Company also sponsors unfunded post-retirement healthcare plans for ABX's flight crewmembers and non-flight crewmember employees.

The accounting and valuation for these post-retirement obligations are determined by prescribed accounting and actuarial methods that consider a number of assumptions and estimates. The selection of appropriate assumptions and estimates is significant due to the long time period over which benefits will be accrued and paid. The long term nature of these benefit payouts increases the sensitivity of certain estimates on our post-retirement costs. In actuarially valuing our pension obligations and determining related expense amounts, key assumptions include discount rates, expected long term investment returns, retirement ages and mortality. Actual results and future changes in these assumptions could result in future costs that are materially different than those recorded in our annual results of operations.

Our actuarial valuation includes an assumed long term rate of return on pension plan assets of 6.25%. Our assumed rate of return is based on a targeted long term investment allocation of 30% equity securities, 65% fixed income securities

and 5% real estate. The actual asset allocation at December 31, 2015 was 28% equities, 67% fixed income, 4% real estate and 1% cash. The pension trust includes \$58.4 million of investments (9% of the plans' assets) whose fair values have been estimated in the absence of readily determinable fair values. Such investments include private equity, hedge fund investments and real estate funds. Management's estimates are based on information provided by the fund managers or general partners of those funds.

In evaluating our assumptions regarding expected long term investment returns on plan assets, we consider a number of factors, including our historical plan returns in connection with our asset allocation policies, assistance from investment consultants hired to provide oversight over our actively managed investment portfolio, and long term inflation assumptions. The selection of the expected return rate materially affects our pension costs. Our expected long term rate of return was 6.25% after analyzing expected returns on investment vehicles and considering our long term asset allocation expectations. Fluctuations in long-term interest rates can have an impact on the actual rate of return. If we were to lower our long term rate of return assumption by a hypothetical 100 basis points, expense in 2015 would be increased by approximately \$6.6 million. We use a market value of assets as of the measurement date for determining pension expense.

In selecting the interest rate to discount estimated future benefit payments that have been earned to date to their net present value (defined as the projected benefit obligation), we match the plan's benefit payment streams to high-quality bonds of similar maturities. The selection of the discount rate not only affects the reported funded status information as of December 31 (as shown in Note H to the accompanying consolidated financial statements), but also affects the succeeding year's pension and post-retirement healthcare expense. The discount rates selected for December 31, 2015, based on the method described above, were 4.70% for crewmembers and 4.75% for non-crewmembers. If we were to lower our discount rates by a hypothetical 50 basis points, pension expense in 2015 would be increased by approximately \$6.1 million.

Our mortality assumptions at December 31, 2015, reflect the most recent projections released by the Actuaries Retirement Plans Experience Committee, a committee within the Society of Actuaries, a professional association in North America. The assumed future increase in salaries and wages is not a significant estimate in determining pension costs because each defined benefit pension plan was frozen during 2009 with respect to additional benefit accruals.

The following table illustrates the sensitivity of the aforementioned assumptions on our pension expense, pension obligation and accumulated other comprehensive income (in thousands):

<u>Change in assumption</u>	<u>Effect of change</u>		
	<u>2015 Pension expense</u>	<u>December 31, 2015</u>	
		<u>Pension obligation</u>	<u>Accumulated other comprehensive income (pre-tax)</u>
100 basis point decrease in rate of return	\$ 6,569	\$ —	\$ —
50 basis point decrease in discount rate	6,137	(50,212)	50,212
Aggregate effect of all the above changes	12,706	(50,212)	50,212

### ***Discontinued Operations***

In accordance with the guidance of FASB ASC Topic 205-20 *Presentation of Financial Statements*, a business component whose operations are discontinued is reported as discontinued operations if the cash flows of the component have been eliminated from the ongoing operations of the Company and represents a strategic shift that had a major impact on the Company. The results of discontinued operations are aggregated and presented separately in the consolidated statement of operations. FASB ASC Topic 205-20 requires the reclassification of amounts presented for prior years to reflect their classification as discontinued operations.

### ***New Accounting Pronouncements***

For information regarding recently issued accounting pronouncements and the expected impact on our annual statements, see Note A "SUMMARY OF FINANCIAL STATEMENT PREPARATION AND SIGNIFICANT ACCOUNTING POLICIES" in the accompanying notes to Consolidated Financial Statements included in Part II, Item 8 of this Form 10-K.

### ***ITEM 7A. QUANTITATIVE AND QUALITATIVE DISCLOSURES ABOUT MARKET RISK***

The Company is exposed to market risk for changes in interest rates and changes in the price of jet fuel. The risk associated with jet fuel, however, is largely mitigated by reimbursement through the agreements with our customers.

The Company's Senior Credit Agreement requires the Company to maintain derivative instruments for fluctuating interest rates, for at least fifty percent of the outstanding balance of the unsubordinated term loan. Accordingly, in July 2011, the Company entered into an interest rate swap instrument. Additionally, the Company entered into another interest rate swap in June 2013. As a result, future fluctuations in LIBOR interest rates will result in the recording of unrealized gains and losses on interest rate derivatives held by the Company. The notional values were \$50.6 million as of December 31, 2015. See Note J in the accompanying consolidated financial statements for a discussion of our accounting treatment for these hedging transactions.

As of December 31, 2015, the Company has \$36.9 million of fixed interest rate debt and \$281.3 million of variable interest rate debt outstanding. Variable interest rate debt exposes us to differences in future cash flows resulting from changes in market interest rates. Variable interest rate risk can be quantified by estimating the change in annual cash flows resulting from a hypothetical 20% increase in interest rates. A hypothetical 20% increase or decrease in interest rates would have resulted in a change in interest expense of approximately \$1.3 million for the year ended December 31, 2015.

The debt issued at fixed interest rates is exposed to fluctuations in fair value resulting from changes in market interest rates. Fixed interest rate risk can be quantified by estimating the increase in fair value of our long term debt through a hypothetical 20% increase in interest rates. As of December 31, 2015, a 20% increase in interest rates would have decreased the fair value of our fixed interest rate debt by approximately \$0.2 million.

The Company is exposed to concentration of credit risk primarily through cash deposits, cash equivalents, marketable securities and derivatives. As part of our risk management process, we monitor and evaluate the credit standing of the financial institutions with which we do business. The financial institutions with which we do business are generally highly rated. The Company is exposed to counterparty risk, which is the loss we could incur if a counterparty to a derivative contract defaulted.

The Company sponsors defined benefit pension plans and post-retirement healthcare plans for certain eligible employees. The Company's related pension expense, plans' funded status, and funding requirements are sensitive to changes in interest rates. The funded status of the plans and the annual pension expense is recalculated at the beginning of each calendar year using the fair value of plan assets, market-based interest rates at that point in time, as well as assumptions for asset returns and other actuarial assumptions. Higher interest rates could result in a lower fair value of plan assets and increased pension expense in the following years. At December 31, 2015, ABX's defined benefit pension plans had total investment assets of \$672.2 million under investment management. See Note H in the accompanying consolidated financial statements for further discussion of these assets.

**ITEM 8. FINANCIAL STATEMENTS AND SUPPLEMENTARY DATA**

**Index to Consolidated Financial Statements**

	<b>Page</b>
Report of Independent Registered Public Accounting Firm	41
Consolidated Balance Sheets	42
Consolidated Statements of Operations	43
Consolidated Statements of Comprehensive Income	44
Consolidated Statements of Cash Flows	45
Consolidated Statements of Stockholders' Equity	46
Notes to Consolidated Financial Statements	47



## REPORT OF INDEPENDENT REGISTERED PUBLIC ACCOUNTING FIRM

To the Board of Directors and Stockholders of Air Transport Services Group, Inc.  
Wilmington, Ohio

We have audited the accompanying consolidated balance sheets of Air Transport Services Group, Inc. and subsidiaries (the "Company") as of December 31, 2015 and 2014, and the related consolidated statements of operations, comprehensive income, stockholders' equity, and cash flows for each of the three years in the period ended December 31, 2015. Our audits also included the financial statement schedules listed in the Table of Contents at Item 15a (2). These financial statements and financial statement schedule are the responsibility of the Company's management. Our responsibility is to express an opinion on the financial statements and financial statement schedule based on our audits.

We conducted our audits in accordance with the standards of the Public Company Accounting Oversight Board (United States). Those standards require that we plan and perform the audit to obtain reasonable assurance about whether the financial statements are free of material misstatement. An audit includes examining, on a test basis, evidence supporting the amounts and disclosures in the financial statements. An audit also includes assessing the accounting principles used and significant estimates made by management, as well as evaluating the overall financial statement presentation. We believe that our audits provide reasonable basis for our opinion.

In our opinion, such consolidated financial statements present fairly, in all material respects, the financial position of the Company as of December 31, 2015 and 2014, and results of their operations and their cash flows for each of the three years in the period ended December 31, 2015, in conformity with accounting principles generally accepted in the United State of America. Also, in our opinion, such financial statement schedule, when considered in relation to the basic consolidated financial statements taken as a whole, present fairly, in all material respects, the information set forth therein.

As discussed in Note B to the consolidated financial statements, the Company's two principal customers account for a substantial portion of the Company's revenue. The Company's financial security is dependent on its ongoing relationship with its principal customers existing as of December 31, 2015.

We have also audited in accordance with the standards of the Public Company Accounting Oversight Board (United States), the Company's internal control over financial reporting as of December 31, 2015 based on the criteria established in *Internal Controls - Integrated Framework (2013)* issued by the Committee of Sponsoring Organizations of the Treadway Commission and our report dated March 14, 2016 expressed an unqualified opinion on the Company's internal control over financial reporting.

/s/ DELOITTE & TOUCHE LLP

Cincinnati, Ohio  
March 14, 2016

**AIR TRANSPORT SERVICES GROUP, INC. AND SUBSIDIARIES**  
**CONSOLIDATED BALANCE SHEETS**  
(In thousands, except share data)

	December 31, 2015	December 31, 2014
<b>ASSETS</b>		
CURRENT ASSETS:		
Cash and cash equivalents	\$ 17,697	\$ 30,560
Accounts receivable, net of allowance of \$415 in 2015 and \$812 in 2014	57,986	43,513
Inventory	12,963	10,665
Prepaid supplies and other	12,660	12,613
<b>TOTAL CURRENT ASSETS</b>	<b>101,306</b>	<b>97,351</b>
Property and equipment, net	875,401	847,268
Other assets	26,827	28,230
Goodwill and acquired intangibles	38,729	39,010
<b>TOTAL ASSETS</b>	<b>\$ 1,042,263</b>	<b>\$ 1,011,859</b>
<b>LIABILITIES AND STOCKHOLDERS' EQUITY</b>		
CURRENT LIABILITIES:		
Accounts payable	\$ 44,417	\$ 40,608
Accrued salaries, wages and benefits	27,454	25,633
Accrued expenses	8,107	8,201
Current portion of debt obligations	33,865	24,344
Unearned revenue	12,963	12,914
<b>TOTAL CURRENT LIABILITIES</b>	<b>126,806</b>	<b>111,700</b>
Long term debt	284,335	319,750
Post-retirement obligations	108,194	92,050
Other liabilities	61,913	57,647
Deferred income taxes	96,858	83,223
<b>TOTAL LIABILITIES</b>	<b>678,106</b>	<b>664,370</b>
Commitments and contingencies (Note G)		
STOCKHOLDERS' EQUITY:		
Preferred stock, 20,000,000 shares authorized, including 75,000 Series A Junior Participating Preferred Stock	—	—
Common stock, par value \$0.01 per share; 75,000,000 shares authorized; 64,077,140 and 64,854,950 shares issued and outstanding in 2015 and 2014, respectively	641	649
Additional paid-in capital	518,259	526,669
Accumulated deficit	(55,731)	(96,953)
Accumulated other comprehensive loss	(99,012)	(82,876)
<b>TOTAL STOCKHOLDERS' EQUITY</b>	<b>364,157</b>	<b>347,489</b>
<b>TOTAL LIABILITIES AND STOCKHOLDERS' EQUITY</b>	<b>\$ 1,042,263</b>	<b>\$ 1,011,859</b>

See notes to consolidated financial statements.

**AIR TRANSPORT SERVICES GROUP, INC. AND SUBSIDIARIES**  
**CONSOLIDATED STATEMENTS OF OPERATIONS**  
(In thousands, except per share data)

	Year Ended December 31		
	2015	2014	2013
REVENUES	\$ 619,264	\$ 589,592	\$ 580,023
OPERATING EXPENSES			
Salaries, wages and benefits	181,785	166,526	175,383
Depreciation and amortization	125,443	108,254	91,749
Maintenance, materials and repairs	96,044	91,528	97,053
Fuel	52,615	53,521	49,376
Travel	18,007	17,662	18,693
Contracted ground and aviation services	18,983	13,245	12,953
Rent	11,677	26,650	27,468
Landing and ramp	9,727	10,305	11,204
Insurance	3,645	5,304	6,216
Pension settlement	—	6,700	—
Impairment of goodwill	—	—	52,585
Other operating expenses	28,548	25,372	24,158
	<u>546,474</u>	<u>525,067</u>	<u>566,838</u>
OPERATING INCOME	72,790	64,525	13,185
OTHER INCOME (EXPENSE)			
Interest income	85	92	74
Net gain on derivative instruments	920	1,096	631
Interest expense	(11,232)	(13,937)	(14,249)
	<u>(10,227)</u>	<u>(12,749)</u>	<u>(13,544)</u>
EARNINGS (LOSS) FROM CONTINUING OPERATIONS BEFORE INCOME TAXES	62,563	51,776	(359)
INCOME TAX EXPENSE	(23,408)	(19,702)	(19,266)
EARNINGS (LOSS) FROM CONTINUING OPERATIONS	39,155	32,074	(19,625)
EARNINGS (LOSS) FROM DISCONTINUED OPERATIONS, NET OF TAXES	2,067	(2,214)	(3)
NET EARNINGS (LOSS)	<u>\$ 41,222</u>	<u>\$ 29,860</u>	<u>\$ (19,628)</u>
BASIC EARNINGS (LOSS) PER SHARE			
Continuing operations	\$ 0.61	\$ 0.50	\$ (0.31)
Discontinued operations	0.03	(0.04)	—
TOTAL BASIC EARNINGS (LOSS) PER SHARE	<u>\$ 0.64</u>	<u>\$ 0.46</u>	<u>\$ (0.31)</u>
DILUTED EARNINGS (LOSS) PER SHARE			
Continuing operations	\$ 0.60	\$ 0.49	\$ (0.31)
Discontinued operations	0.03	(0.03)	—
TOTAL DILUTED EARNINGS (LOSS) PER SHARE	<u>\$ 0.63</u>	<u>\$ 0.46</u>	<u>\$ (0.31)</u>
WEIGHTED AVERAGE SHARES			
Basic	64,242	64,253	63,992
Diluted	<u>65,127</u>	<u>65,211</u>	<u>63,992</u>

See notes to consolidated financial statements.

**AIR TRANSPORT SERVICES GROUP, INC. AND SUBSIDIARIES**  
**CONSOLIDATED STATEMENTS OF COMPREHENSIVE INCOME**  
(In thousands)

	Years Ended December 31		
	2015	2014	2013
NET EARNINGS (LOSS)	\$ 41,222	\$ 29,860	\$ (19,628)
OTHER COMPREHENSIVE INCOME (LOSS):			
Defined Benefit Pension	(16,111)	(50,119)	90,530
Defined Benefit Post-Retirement	315	(1,875)	(3,032)
Gains and Losses on Derivatives	(4)	(5)	(29)
Foreign Currency Translation	(336)	(1,059)	—
TOTAL COMPREHENSIVE INCOME (LOSS), net of tax	<u>\$ 25,086</u>	<u>\$ (23,198)</u>	<u>\$ 67,841</u>

See notes to consolidated financial statements.

**AIR TRANSPORT SERVICES GROUP, INC. AND SUBSIDIARIES**  
**CONSOLIDATED STATEMENTS OF CASH FLOWS**  
(In thousands)

	Years Ended December 31		
	2015	2014	2013
<b>OPERATING ACTIVITIES:</b>			
Net earnings (loss) from continuing operations	\$ 39,155	\$ 32,074	\$ (19,625)
Net earnings (loss) from discontinued operations	2,067	(2,214)	(3)
Adjustments to reconcile net earnings to net cash provided by operating activities:			
Impairment of goodwill and acquired intangibles	—	—	52,585
Depreciation and amortization	125,443	108,254	91,749
Pension and post-retirement	6,920	8,492	7,061
Deferred income taxes	23,691	17,757	18,772
Amortization of stock-based compensation	2,454	2,924	2,732
Amortization of DHL promissory note	(1,550)	(6,200)	(6,200)
Net gain on derivative instruments	(920)	(1,096)	(631)
Changes in assets and liabilities:			
Accounts receivable	(14,410)	9,582	(4,994)
Inventory and prepaid supplies	(3,896)	(4,164)	(900)
Accounts payable	4,424	(803)	2,012
Unearned revenue	(1,116)	1,148	(6,205)
Accrued expenses, salaries, wages, benefits and other liabilities	8,375	344	(112)
Pension and post-retirement assets	(16,098)	(14,662)	(38,352)
Other	(840)	(2,651)	(3,478)
<b>NET CASH PROVIDED BY OPERATING ACTIVITIES</b>	<b>173,699</b>	<b>148,785</b>	<b>94,411</b>
<b>INVESTING ACTIVITIES:</b>			
Capital expenditures	(158,714)	(112,184)	(112,712)
Proceeds from property and equipment	6,841	3,602	1,521
Investment in nonconsolidated affiliate	—	(15,000)	—
Other proceeds	—	—	6,803
<b>NET CASH (USED IN) INVESTING ACTIVITIES</b>	<b>(151,873)</b>	<b>(123,582)</b>	<b>(104,388)</b>
<b>FINANCING ACTIVITIES:</b>			
Principal payments on long term obligations	(69,344)	(79,221)	(53,766)
Proceeds from borrowings	45,000	45,000	80,000
Purchase of common stock	(10,345)	—	—
Funding for hangar construction	—	7,879	—
<b>NET CASH PROVIDED BY (USED IN) FINANCING ACTIVITIES</b>	<b>(34,689)</b>	<b>(26,342)</b>	<b>26,234</b>
<b>NET INCREASE (DECREASE) IN CASH AND CASH EQUIVALENTS</b>	<b>(12,863)</b>	<b>(1,139)</b>	<b>16,257</b>
<b>CASH AND CASH EQUIVALENTS AT BEGINNING OF YEAR</b>	<b>30,560</b>	<b>31,699</b>	<b>15,442</b>
<b>CASH AND CASH EQUIVALENTS AT END OF PERIOD</b>	<b>\$ 17,697</b>	<b>\$ 30,560</b>	<b>\$ 31,699</b>
<b>SUPPLEMENTAL CASH FLOW INFORMATION:</b>			
Interest paid, net of amount capitalized	\$ 10,748	\$ 13,576	\$ 13,752
Federal alternative minimum and state income taxes paid	\$ 870	\$ 604	\$ 1,313
<b>SUPPLEMENTAL NON-CASH INFORMATION:</b>			
Debt extinguished	\$ 1,550	\$ 6,200	\$ 6,200
Accrued capital expenditures	\$ 7,033	\$ 7,648	\$ 1,055

See notes to consolidated financial statements.

**AIR TRANSPORT SERVICES GROUP, INC.**  
**CONSOLIDATED STATEMENTS OF STOCKHOLDERS' EQUITY**  
(In thousands, except share data)

	Common Stock		Additional Paid-in Capital	Accumulated Deficit	Accumulated Other Comprehensive Income (Loss)	Total
	Number	Amount				
<b>BALANCE AT JANUARY 1, 2013</b>	64,130,056	\$ 641	\$ 523,087	\$ (107,185)	\$ (117,287)	\$ 299,256
<b>Stock-based compensation plans</b>						
Grant of restricted stock	258,800	3	(3)			—
Issuance of common shares, net of withholdings	238,049	2	(1,050)			(1,048)
Forfeited restricted stock	(8,600)	—	—			—
Tax benefit from common stock compensation			187			187
Amortization of stock awards and restricted stock			2,732			2,732
<b>Total comprehensive income (loss)</b>				(19,628)	87,469	67,841
<b>BALANCE AT DECEMBER 31, 2013</b>	<u>64,618,305</u>	<u>\$ 646</u>	<u>\$ 524,953</u>	<u>\$ (126,813)</u>	<u>\$ (29,818)</u>	<u>\$ 368,968</u>
<b>Stock-based compensation plans</b>						
Grant of restricted stock	196,000	2	(2)			—
Issuance of common shares, net of withholdings	49,545	1	(939)			(938)
Forfeited restricted stock	(8,900)	—	—			—
Tax benefit from common stock compensation			(267)			(267)
Amortization of stock awards and restricted stock			2,924			2,924
<b>Total comprehensive income (loss)</b>				29,860	(53,058)	(23,198)
<b>BALANCE AT DECEMBER 31, 2014</b>	<u>64,854,950</u>	<u>\$ 649</u>	<u>\$ 526,669</u>	<u>\$ (96,953)</u>	<u>\$ (82,876)</u>	<u>\$ 347,489</u>
<b>Stock-based compensation plans</b>						
Grant of restricted stock	170,800	2	(2)			—
Issuance of common shares, net of withholdings	137,457	1	(1,311)			(1,310)
Forfeited restricted stock	(6,900)	—	—			—
Purchase of common stock	(1,079,167)	(11)	(10,334)			(10,345)
Tax benefit from common stock compensation			783			783
Amortization of stock awards and restricted stock			2,454			2,454
<b>Total comprehensive income (loss)</b>				41,222	(16,136)	25,086
<b>BALANCE AT DECEMBER 31, 2015</b>	<u><u>64,077,140</u></u>	<u><u>\$ 641</u></u>	<u><u>\$ 518,259</u></u>	<u><u>\$ (55,731)</u></u>	<u><u>\$ (99,012)</u></u>	<u><u>\$ 364,157</u></u>

See notes to consolidated financial statements.

**AIR TRANSPORT SERVICES GROUP, INC. AND SUBSIDIARIES**  
**NOTES TO CONSOLIDATED FINANCIAL STATEMENTS**

**NOTE A—SUMMARY OF FINANCIAL STATEMENT PREPARATION AND SIGNIFICANT ACCOUNTING POLICIES**

**Nature of Operations**

Air Transport Services Group, Inc. is a holding company whose principal subsidiaries include an aircraft leasing company and two independently certificated airlines. The Company provides airline operations, aircraft leases, aircraft maintenance and other support services primarily to the cargo transportation and package delivery industries. Through the Company's subsidiaries, it offers a range of complementary services to delivery companies, freight forwarders, airlines and government customers.

The Company's leasing subsidiary, Cargo Aircraft Management, Inc. ("CAM"), leases aircraft to each of the Company's airlines as well as to non-affiliated airlines and other lessees. The airlines, ABX Air, Inc. ("ABX") and Air Transport International, Inc. ("ATI"), each have the authority, through their separate U.S. Department of Transportation ("DOT") and Federal Aviation Administration ("FAA") certificates, to transport cargo worldwide. ATI provides passenger transportation, primarily to the U.S. Military, using "combi" aircraft, which are certified to carry passengers as well as cargo on the main deck.

The Company serves a base of concentrated customers who typically have a diverse line of international cargo traffic. The Company provides aircraft and airline operations to its customers, typically under contracts providing for a combination of aircraft, crews, maintenance and insurance ("ACMI") services. In addition to its airline operations and aircraft leasing services, the Company sells aircraft parts, provides aircraft and equipment maintenance services, and operates mail and package sorting facilities for the U.S. Postal Service ("USPS").

**Basis of Presentation**

The accompanying consolidated financial statements include the accounts of Air Transport Services Group, Inc. and its wholly-owned subsidiaries. Investments in an affiliate in which the Company has significant influence but does not exercise control are accounted for using the equity method of accounting. Using the equity method, the Company's share of a nonconsolidated affiliate's income or loss is recognized in the consolidated statement of earnings and cumulative post-acquisition changes in the investment are adjusted against the carrying amount of the investment. Inter-company balances and transactions are eliminated. The financial statements of the Company are prepared in accordance with accounting principles generally accepted in the United States of America ("GAAP").

**Use of Estimates**

The preparation of financial statements in conformity with GAAP requires management to make estimates and assumptions that affect amounts reported in the consolidated financial statements. Estimates and assumptions are used to record allowances for uncollectible amounts, self-insurance reserves, spare parts inventory, depreciation and impairments of property, equipment, goodwill and intangibles, post-retirement obligations, income taxes, contingencies and litigation. Changes in estimates and assumptions may have a material impact on the consolidated financial statements.

**Cash and Cash Equivalents**

The Company classifies short-term, highly liquid investments with maturities of three months or less at the time of purchase as cash and cash equivalents. These investments, consisting of money market funds, are recorded at cost, which approximates fair value. Substantially all deposits of the Company's cash are held in accounts that exceed federally insured limits. The Company deposits cash in common financial institutions which management believes are financially sound.

**Accounts Receivable and Allowance for Uncollectible Accounts**

The Company's accounts receivable is primarily due from its significant customers (see Note B), other airlines, the USPS, delivery companies and freight forwarders. The Company performs a quarterly evaluation of the accounts

receivable and the allowance for uncollectible accounts by reviewing specific customers' recent payment history, growth prospects, financial condition and other factors that may impact a customer's ability to pay. The Company establishes an allowance for uncollectible accounts for probable losses due to a customer's potential inability or unwillingness to make contractual payments. Account balances are written off against the allowance when the Company ceases collection efforts.

## **Inventory**

The Company's inventory is comprised primarily of expendable aircraft parts and supplies used for aircraft maintenance. Inventory is generally charged to expense when issued for use on a Company aircraft. The Company values its inventory of aircraft parts and supplies at weighted-average cost and maintains a related obsolescence reserve. The Company records an obsolescence reserve on a base stock of inventory for each fleet type. The amortization of base stock for the obsolescence reserve corresponds to the expected life of each fleet type. Additionally, the Company monitors the usage rates of inventory parts and segregates parts that are technologically outdated or no longer used in its fleet types. Slow moving and segregated items are actively marketed and written down to their estimated net realizable values based on market conditions.

Management analyzes the inventory reserve for reasonableness at the end of each quarter. That analysis includes consideration of the expected fleet life, amounts expected to be on hand at the end of a fleet life, and recent events and conditions that may impact the usability or value of inventory. Events or conditions that may impact the expected life, usability or net realizable value of inventory include additional aircraft maintenance directives from the FAA, changes in DOT regulations, new environmental laws and technological advances.

## **Goodwill and Intangible Assets**

The Company assesses, during the fourth quarter of each year, the carrying value of goodwill. The first step of the assessment is the estimation of fair value of each reporting unit, which is compared to the carrying value. If step one indicates that impairment potentially exists, a second step is performed to measure the amount of impairment, if any. Goodwill impairment exists when the implied fair value of goodwill is less than its carrying value. The Company also conducts impairment assessments of goodwill, indefinite-lived intangible assets and finite-lived intangible assets whenever events or changes in circumstance indicate an impairment may have occurred. Finite-lived intangible assets are amortized over their estimated useful economic lives.

## **Property and Equipment**

Property and equipment held for use is stated at cost, net of any impairment recorded. The cost and accumulated depreciation of disposed property and equipment are removed from the accounts with any related gain or loss reflected in earnings from operations.

Depreciation of property and equipment is provided on a straight-line basis over the lesser of the asset's useful life or lease term. Depreciable lives are summarized as follows:

Boeing 767 and 757 aircraft and flight equipment	10 to 18 years
Ground equipment	3 to 10 years
Leasehold improvements, facilities and office equipment	3 to 25 years

The Company periodically evaluates the useful lives, salvage values and fair values of property and equipment. Acceleration of depreciation expense or the recording of significant impairment losses could result from changes in the estimated useful lives of assets due to a number of reasons, such as excess aircraft capacity or changes in regulations governing the use of aircraft.

Aircraft and other long-lived assets are tested for impairment when circumstances indicate the carrying value of the assets may not be recoverable. To conduct impairment testing, the Company groups assets and liabilities at the lowest level for which identifiable cash flows are largely independent of cash flows of other assets and liabilities. For assets that are to be held and used, impairment is recognized when the estimated undiscounted cash flows associated with the asset group is less than the carrying value. If impairment exists, an adjustment is made to write the assets down to fair value, and a loss is recorded as the difference between the carrying value and fair value. Fair values are



determined considering quoted market values, discounted cash flows or internal and external appraisals, as applicable. For assets held for sale, impairment is recognized when the fair value less the cost to sell the asset is less than the carrying value.

The Company's accounting policy for major airframe and engine maintenance varies by subsidiary and aircraft type. The costs for ABX's Boeing 767-200 airframe maintenance, which is the majority of the Company's aircraft fleet, are expensed as they are incurred. The costs of major airframe maintenance for the Company's other aircraft are capitalized and amortized over the useful life of the overhaul. Most of the Company's General Electric CF6 engines that power the Boeing 767-200 aircraft are maintained under "power by the hour" agreements with an engine maintenance provider. Under the power by the hour agreements, the engines are maintained by the service provider for a fixed fee per flight hour; accordingly, the cost of engine maintenance is generally expensed as flight hours occur. Maintenance for the airlines' other aircraft engines, including those on the Boeing 767-300 and Boeing 757 aircraft, are typically contracted to service providers on a time and material basis and the costs of those engine overhauls are capitalized and amortized over the useful life of the overhaul.

In the event the Company leases aircraft from external lessors, the Company may be required to make periodic payments to the lessor under certain aircraft leases for future maintenance events such as engine overhauls and major airframe maintenance. Such payments are recorded as deposits until drawn for qualifying maintenance costs. The maintenance costs are expensed or capitalized in accordance with the airline's accounting policy for major airframe and engine maintenance. The Company evaluates at the balance sheet date, whether it is probable that an amount on deposit will be returned by the lessor to reimburse the costs of the maintenance activities. When an amount on deposit is less than probable of being returned, it is recognized as additional maintenance expense.

### **Capitalized Interest**

Interest costs incurred while aircraft are being modified are capitalized as an additional cost of the aircraft until the date the asset is placed in service. Capitalized interest was \$0.2 million, \$0.1 million and \$1.1 million for the years ended December 31, 2015, 2014 and 2013, respectively.

### **Discontinued Operations**

A business component whose operations are discontinued is reported as discontinued operations if the cash flows of the component have been eliminated from the ongoing operations of the Company and represents a strategic shift that had a major impact on the Company. The results of discontinued operations are aggregated and presented separately in the consolidated statements of operations.

### **Self-Insurance**

The Company is self-insured for certain workers' compensation, employee healthcare, automobile, aircraft, and general liability claims. The Company maintains excess claim coverage with common insurance carriers to mitigate its exposure to large claim losses. The Company records a liability for reported claims and an estimate for incurred claims that have not yet been reported. Accruals for these claims are estimated utilizing historical paid claims data and recent claims trends. Other liabilities included \$23.3 million and \$25.8 million at December 31, 2015 and December 31, 2014, respectively, for self-insured reserves. Changes in claim severity and frequency could result in actual claims being materially different than the costs accrued.

### **Pension and Post-Retirement Benefits**

The funded status of the Company's defined benefits pension or post-retirement health care plan is the difference between the fair value of plan assets and the accumulated benefit obligations to plan participants. The over funded or underfunded status of a plan is reflected in the consolidated balance sheet as an asset for over funded plans, or as a liability for underfunded plans.

The funded status is ordinarily remeasured annually at year end using the fair value of plans assets, market based discount rates and actuarial assumptions. Changes in the funded status of the plans as a result of remeasuring plan assets and benefit obligations, are recorded to accumulated comprehensive loss and amortized into operating expense using a corridor approach. The Company's corridor approach amortizes variances in plan assets and benefit obligations

that are a result of the previous measurement assumptions into earnings when the net deferred variances exceed 10% of the greater of the market value of plan assets or the benefit obligation at the beginning of the year. The amount in excess of the corridor is amortized over the average remaining service period to retirement date of active plan participants. Costs adjustments for plan amendments are also deferred and amortized over the expected working life or the life expectancy of plan participants.

### **Security and Maintenance Deposits**

The Company's customer leases typically obligate the lessee to maintain the Company's aircraft in compliance with regulatory standards for flight and aircraft maintenance. The Company may require an aircraft lessee to pay a security deposit or provide a letter of credit until the expiration of the lease. Additionally, the Company's leases may require a lessee to make monthly payments toward future expenditures for scheduled heavy maintenance events. The Company records security and maintenance deposits in other liabilities. If a lease requires monthly maintenance payments, the Company is typically required to reimburse the lessee for costs they incur for scheduled heavy maintenance events after completion of the work and receipt of qualifying documentation. Reimbursements to the lessee are recorded against the previously paid maintenance deposits.

### **Income Taxes**

Income taxes have been computed using the asset and liability method, under which deferred income taxes are provided for the temporary differences between the financial reporting basis and the tax basis of the Company's assets and liabilities. Deferred taxes are measured using provisions of currently enacted tax laws. A valuation allowance against net deferred tax assets is recorded when it is more likely than not that such assets will not be fully realized. Tax credits are accounted for as a reduction of income taxes in the year in which the credit originates.

The Company recognizes the benefit of a tax position taken on a tax return, if that position is more likely than not of being sustained on audit, based on the technical merits of the position. An uncertain income tax position is not recognized if it has a less than a 50% likelihood of being sustained. The Company recognizes interest and penalties accrued related to uncertain tax positions in operating expense.

In November 2015, the Financial Accounting Standards Board (FASB) issued Accounting Standards Update 2015-17, Balance Sheet Classification of Deferred Taxes (ASU 2015-17), which simplifies the presentation of deferred income taxes by classifying all deferred tax assets and liabilities as noncurrent in a classified statement of financial position. It is effective for annual reporting periods beginning after December 15, 2016, and interim periods within those annual periods. Early adoption is permitted in any interim or annual period. The Company elected to early adopt ASU 2015-17 as of December 31, 2015, as permitted by the FASB, and has retrospectively applied the standard to all periods presented in the consolidated balance sheets. The adoption of ASU 2015-17 resulted in a \$19.8 million and \$14.0 million reclassification of the Company's deferred tax assets from a current asset to a noncurrent liability in the consolidated balance sheet as of December 31, 2014 and 2013 respectively.

### **Purchase of Common Stock**

The Company's Board of Directors has authorized management to repurchase outstanding common stock of the Company from time to time on the open market or in privately negotiated transactions. The authorization does not require the Company to repurchase a specific number of shares and the Company may terminate the repurchase program at any time. Upon the retirement of common stock repurchased, the excess purchase price over the par value for retired shares of common stock is recorded to additional paid-in-capital.

### **Comprehensive Income**

Comprehensive income includes net earnings and other comprehensive income or loss. Other comprehensive income or loss results from certain changes in the Company's liabilities for pension and other post retirement benefits, gains and losses associated with interest rate hedging instruments and fluctuations in currency exchange rates related to the foreign affiliate.

## Fair Value Information

Assets or liabilities that are required to be measured at fair value are reported using the exchange price that would be received for an asset or paid to transfer a liability (an exit price) in the principal or most advantageous market for the asset or liability in an orderly transaction between market participants on the measurement date. FASB ASC Topic 820-10 *Fair Value Measurements and Disclosures* establishes three levels of input that may be used to measure fair value:

- **Level 1:** Unadjusted quoted prices in active markets that are accessible at the measurement date for identical, unrestricted assets or liabilities.
- **Level 2:** Observable inputs other than Level 1 prices such as quoted prices for similar assets or liabilities; quoted prices in markets that are not active; or other inputs that are observable or can be corroborated by observable market data for substantially the full term of the assets or liabilities.
- **Level 3:** Unobservable inputs that are supported by little or no market activity and that are significant to the fair value of the assets or liabilities. Level 3 assets and liabilities include items where the determination of fair value requires significant management judgment or estimation.

## Revenue Recognition

Aircraft lease revenues are recognized as operating lease revenues on a straight-line basis over the term of the applicable lease agreements. Revenues generated from airline service agreements are typically recognized based on hours flown or the amount of aircraft and crew resources provided during a reporting period. Certain agreements include provisions for incentive payments based upon on-time reliability. These incentives are typically measured on a monthly basis and recorded to revenue in the corresponding month earned. Revenues for operating expenses that are reimbursed through airline service agreements, including consumption of aircraft fuel, are generally recognized as the costs are incurred. Revenues from charter service agreements are recognized on scheduled and non-scheduled flights when the specific flight has been completed. Revenues from the sale of aircraft parts and engines are recognized when the parts are delivered. Revenues earned and expenses incurred in providing aircraft-related maintenance, repair or technical services are recognized in the period in which the services are completed and delivered to the customer. Revenues derived from sorting parcels are recognized in the reporting period in which the services are performed. Revenue is not recognized until collectibility is reasonably assured.

## New Accounting Pronouncements

In May 2014, the Financial Accounting Standards Board ("FASB") issued Accounting Standards Update ("ASU") No. 2014-09, "Revenue from Contracts with Customers (Topic 606)" ("ASU 2014-09"). ASU 2014-09 is a comprehensive new revenue recognition model that requires a company to recognize revenue to depict the transfer of goods or services to a customer at an amount that reflects the consideration it expects to receive in exchange for those goods or services. ASU 2014-09 also requires additional disclosure about the nature, amount, timing and uncertainty of revenue and cash flows arising from customer contracts, including significant judgments and changes in judgments and assets recognized from costs incurred to obtain or fulfill a contract. ASU 2014-09 is effective for annual reporting periods beginning after December 15, 2017 with earlier adoption permitted for reporting periods beginning after December 15, 2016. The Company is currently evaluating the methods of adoption allowed by the new standard and the effect the standard is expected to have on the Company's consolidated financial position, results of operations or cash flows and related disclosures.

In April 2015, the FASB issued ASU 2015-03, "Interest - Imputation of Interest (Subtopic 835-30): Simplifying the Presentation of Debt Issuance Costs" ("ASU 2015-03"). ASU 2015-03 requires debt issuance costs related to a recognized debt liability to be presented in the balance sheet as a direct deduction from the carrying value of that debt liability, consistent with debt discounts. The recognition and measurement guidance for debt issuance costs are not affected by ASU 2015-03. The amendments in ASU 2015-03 are effective retrospectively for fiscal years, and interim periods within those years, beginning after December 15, 2015. Early adoption is permitted. The Company does not expect the impact of adopting ASU 2015-03 to be material to the Company's financial statements and related disclosures.

In July 2015, FASB issued ASU 2015-07, Disclosures for Investments in Certain Entities that Calculate Net Asset Value per Share, which removes the requirement for companies to disclose the fair value hierarchy for assets calculated

at net asset value per share in common commingled trusts, for example. This standard is effective January 1, 2016 for the Company. This amendment must be applied retrospectively to all periods presented.

In July 2015, FASB issued ASU 2015-11, "Inventory (Topic 330): Simplifying the Measurement of Inventory" ("ASU 2015-11"). ASU 2015-11 more closely aligns the measurement of inventory in GAAP with the measurement of inventory in International Financial Reporting Standards ("IFRS"). The amendment in ASU 2015-11 is for fiscal years beginning after December 15, 2016, and interim periods within fiscal years beginning after December 15, 2017. The amendment should be applied prospectively with earlier application permitted as of the beginning of an interim or annual reporting period. The Company does not expect the impact of adopting ASU 2015-11 to be material to the Company's financial statements and related disclosures.

In February 2016, the FASB issued ASU 2016-02, "Leases (Topic 842)" which will require the recognition of right to-use-assets and lease liabilities for leases previously classified as operating leases by lessees. The standard will take effect for annual reporting periods beginning after December 15, 2018, including interim reporting periods. Early application will be permitted for all entities upon issuance of the final standard. In addition, the FASB has decided to require a lessee to apply a modified retrospective transition approach for capital and operating leases existing at, or entered into after, the beginning of the earliest comparative period presented in the financial statements (the date of initial application). The modified retrospective approach would not require any transition accounting for leases that expired before the date of initial application. The FASB decided to not permit a full retrospective transition approach. The Company is currently evaluating the impact of the standard on its financial statements and disclosures.

## **NOTE B—SIGNIFICANT CUSTOMERS**

### **DHL**

The Company's largest customer is DHL Network Operations (USA), Inc. and its affiliates ("DHL"). The Company has had long term contracts with DHL since August 2003. Revenues from continuing operations performed for DHL were approximately 46%, 55% and 54% of the Company's consolidated revenues from continuing operations for the years ended December 31, 2015, 2014 and 2013, respectively. The Company's balance sheets include accounts receivable with DHL of \$9.8 million and \$12.2 million as of December 31, 2015 and December 31, 2014, respectively.

The Company leases Boeing 767 aircraft to DHL under both long-term and short-term lease agreements. Under a separate crew, maintenance and insurance ("CMI") agreement, the Company operates Boeing 767 aircraft that DHL leases from the Company and aircraft that DHL owns. Pricing for services provided through the CMI agreement is based on pre-defined fees, scaled for the number of aircraft operated and the number of flight crews provided to DHL for its U.S. network. The Company provides DHL with scheduled maintenance services for aircraft that DHL leases or owns. The Company also provides Boeing 767 and Boeing 757 air cargo transportation services for DHL through additional ACMI agreements in which the Company provides the aircraft, crews, maintenance and insurance under a single contract. Revenues generated from the ACMI agreements are typically based on hours flown. The Company also provides ground equipment, such as power units, air starts and related maintenance services to DHL under separate agreements.

### **U.S. Military**

A substantial portion of the Company's revenues are also derived from the U.S. Military. The U.S. Military awards flights to U.S. certificated airlines through annual contracts and through temporary "expansion" routes. Revenues from services performed for the U.S. Military were approximately 16%, 16% and 17% of the Company's total revenues from continuing operations for the years ended December 31, 2015, 2014 and 2013, respectively. The Company's balance sheets included accounts receivable with the U.S. Military of \$9.7 million and \$6.0 million as of December 31, 2015 and December 31, 2014, respectively.

## **NOTE C—GOODWILL, ACQUIRED INTANGIBLES AND EQUITY INVESTMENTS**

As of December 31, 2015, 2014 and 2013, the goodwill amounts were retested for impairment. To perform the first step of the goodwill impairment test, the Company determined the fair values of ATI and CAM separately using industry market multiples and discounted cash flows utilizing a market-derived rate of return (level 3 fair value inputs). The goodwill included in the CAM segment was not impaired. The ATI goodwill, included in ACMI Services segment,

was found to be impaired as of December 31, 2013. The Company recorded an impairment charge of \$52.6 million in 2013 to write-off the ATI goodwill. As a result of past events and market changes, the Company did not expect ATI to generate the forecasted net cash flows from ATI's Boeing 767 operations as previously expected. In December 2013 and in January 2014, the Company received notification from DHL that it would cease using ATI's Boeing 767 services in the Middle East by the end of February 2014. Further, as a result of persistent stagnant growth conditions at the end of 2013 and excess airlift capacity, including the projections published by the U.S. Military that reflected continued reductions in their demand for cargo (non combi) airlift, the Company allocated fewer Boeing 767 aircraft to ATI than previously expected. The Company instead deployed more Boeing 767 aircraft with other airlines since 2014.

The carrying amounts of goodwill are as follows (in thousands):

	<b>CAM</b>
Carrying value as of December 31, 2013	\$ 34,395
Impairment	—
Carrying value as of December 31, 2014	\$ 34,395
Impairment	—
Carrying value as of December 31, 2015	\$ 34,395

The Company's intangible assets relate to the ACMI Services segment and are as follows (in thousands):

	<b>Customer Relationships</b>	<b>Airline Certificates</b>	<b>Total</b>
Carrying value as of December 31, 2013	\$ 1,896	\$ 3,000	\$ 4,896
Amortization	(281)	—	(281)
Carrying value as of December 31, 2014	\$ 1,615	\$ 3,000	\$ 4,615
Amortization	(281)	—	(281)
Carrying value as of December 31, 2015	\$ 1,334	\$ 3,000	\$ 4,334

The customer relationship intangible amortizes through 2020. The Company recorded amortization expense for the customer relationship intangible asset of \$0.3 million, \$0.3 million and \$0.3 million for the years ending December 31, 2015, 2014 and 2013, respectively. The airline certificates have an indefinite life and therefore are not amortized.

In January 2014, the Company acquired a 25 percent equity interest in West Atlantic AB of Gothenburg, Sweden ("West"). West, through its two airlines, Atlantic Airlines Ltd. and West Air Sweden AB, operates a fleet of approximately 45 aircraft. West operates its aircraft on behalf of European regional mail carriers and express logistics providers. The airlines operate a combined fleet of British Aerospace ATPs, Bombardier CRJ-200-PFs, and Boeing 767 and 737 aircraft. West leases three Boeing 767 aircraft from the Company.

The Company has significant influence, but does not exercise control, over West. Accordingly, the investment in West is accounted for using the equity method of accounting and was initially recognized at cost. The Company's carrying value of West was \$13.1 million and \$13.8 million at December 31, 2015 and 2014, respectively, including \$5.5 million of excess purchase price over the Company's proportional fair value of West's net assets in January of 2014. The carrying value is reflected in "Other Assets" in the Company's consolidated balance sheets.

#### **NOTE D—FAIR VALUE MEASUREMENTS**

The Company's money market funds and interest rate swaps are reported on the Company's consolidated balance sheets at fair values based on market values from identical or comparable transactions. The fair value of the Company's money market funds and interest rate swaps are based on observable inputs (Level 2) from comparable market transactions. The use of significant unobservable inputs (Level 3) was not necessary in determining the fair value of the Company's financial assets and liabilities.

The following table reflects assets and liabilities that are measured at fair value on a recurring basis (in thousands):

As of December 31, 2015	Fair Value Measurement Using			Total
	Level 1	Level 2	Level 3	
<b>Assets</b>				
Cash equivalents—money market	\$ —	\$ 8,711	\$ —	\$ 8,711
<b>Total Assets</b>	<b>\$ —</b>	<b>\$ 8,711</b>	<b>\$ —</b>	<b>\$ 8,711</b>
<b>Liabilities</b>				
Interest rate swap	\$ —	\$ (499)	\$ —	\$ (499)
<b>Total Liabilities</b>	<b>\$ —</b>	<b>\$ (499)</b>	<b>\$ —</b>	<b>\$ (499)</b>
As of December 31, 2014	Fair Value Measurement Using			Total
	Level 1	Level 2	Level 3	
<b>Assets</b>				
Cash equivalents—money market	\$ 20	\$ 2,306	\$ —	\$ 2,326
<b>Total Assets</b>	<b>\$ 20</b>	<b>\$ 2,306</b>	<b>\$ —</b>	<b>\$ 2,326</b>
<b>Liabilities</b>				
Interest rate swap	\$ —	\$ (1,419)	\$ —	\$ (1,419)
<b>Total Liabilities</b>	<b>\$ —</b>	<b>\$ (1,419)</b>	<b>\$ —</b>	<b>\$ (1,419)</b>

As a result of lower market interest rates compared to the stated interest rates of the Company's fixed and variable rate debt obligations, the fair value of the Company's debt obligations, based on Level 2 observable inputs, was approximately \$1.3 million more than the carrying value, which was \$318.2 million at December 31, 2015. As of December 31, 2014, the fair value of the Company's debt obligations was approximately \$2.5 million more than the carrying value, which was \$344.1 million. The non-financial assets, including goodwill, intangible assets and property and equipment are measured at fair value on a non-recurring basis.

#### NOTE E—PROPERTY AND EQUIPMENT

The Company's property and equipment consists primarily of cargo aircraft, aircraft engines and other flight equipment. Property and equipment, to be held and used, is summarized as follows (in thousands):

	December 31, 2015	December 31, 2014
Flight equipment	\$ 1,372,099	\$ 1,285,966
Ground equipment	36,593	33,677
Leasehold improvements, facilities and office equipment	25,327	25,180
Aircraft modifications and projects in progress	52,717	18,612
	<u>1,486,736</u>	<u>1,363,435</u>
Accumulated depreciation	(611,335)	(516,167)
<b>Property and equipment, net</b>	<b>\$ 875,401</b>	<b>\$ 847,268</b>

CAM owned aircraft with a carrying value of \$369.2 million and \$289.5 million that were under leases to external customers as of December 31, 2015 and 2014, respectively. Minimum future lease payments for aircraft and equipment leased to external customers as of December 31, 2015 is scheduled to be \$76.6 million, \$70.5 million, \$65.8 million, \$33.5 million and \$15.3 million for each of the next five years ending December 31, 2020.

The carrying value of Boeing 727 and DC-8 freighter aircraft and engines available for sale totaled \$0.3 million and \$0.7 million as of December 31, 2015 and 2014, respectively.

## NOTE F—DEBT OBLIGATIONS

Long term obligations consisted of the following (in thousands):

	December 31, 2015	December 31, 2014
Unsubordinated term loan	\$ 101,250	\$ 116,250
Revolving credit facility	180,000	180,000
Aircraft loans	36,950	46,294
Promissory note due to DHL, unsecured	—	1,550
Total long term obligations	318,200	344,094
Less: current portion	(33,865)	(24,344)
Total long term obligations, net	<u>\$ 284,335</u>	<u>\$ 319,750</u>

The Company executed a syndicated credit agreement ("Senior Credit Agreement") in May 2011 which includes an unsubordinated term loan and a revolving credit facility. On May 8, 2015, the Company executed an amendment to the Senior Credit Agreement (the "Fifth Credit Amendment"). The Fifth Credit Amendment extended the maturity of the term loan and revolving credit facility to May 5, 2020, increased the capacity of the Revolving credit facility by \$50.0 million to \$325.0 million, increased the permitted additional indebtedness by \$50.0 million to \$150.0 million, and retained the accordion feature whereby the Company can draw up to an additional \$50.0 million subject to the lenders' consent. Under the amended terms of the Senior Credit Agreement, the Company is required to maintain collateral coverage equal to 150% of the outstanding balances of the term loan and the maximum capacity of revolving credit facility or 175% of the outstanding balance of the term loan and the total funded revolving credit facility, whichever is less. The minimum collateral coverage which must be maintained is 50% of the outstanding balance of the term loan plus the revolving credit facility commitment which was \$325.0 million as of May 8, 2015. Each year, through May 6, 2019, the Company may request a one year extension of the final maturity date, subject to the lenders' consent.

Under the terms of the Senior Credit Agreement, interest rates are adjusted quarterly based on the Company's earnings before interest, taxes, depreciation and amortization expenses ("EBITDA"), its outstanding debt level and prevailing LIBOR or prime rates. At the Company's current debt-to-EBITDA ratio, the LIBOR based financing for the unsubordinated term loan and revolving credit facility bear a variable interest rate of 2.18% and 2.18%, respectively. The Senior Credit Agreement provides for the issuance of letters of credit on the Company's behalf. As of December 31, 2015, the unused revolving credit facility totaled \$136.6 million, net of draws of \$180.0 million and outstanding letters of credit of \$8.4 million.

The aircraft loans are collateralized by six aircraft, and amortize monthly with a balloon payment of approximately 20% with maturities between 2016 and early 2018. Interest rates range from 6.74% to 7.36% per annum payable monthly.

The scheduled annual principal payments on long term debt, as of December 31, 2015, for the next five years are as follows (in thousands):

	Principal Payments
2016	\$ 33,865
2017	29,445
2018	18,640
2019	15,000
2020	221,250
2021 and beyond	—
	<u>\$ 318,200</u>

The promissory note payable to DHL was amortized ratably without cash payment in exchange for services provided under the term of the CMI agreement and, thus, was completely amortized on March 31, 2015. The promissory note beared interest at a rate of 5% per annum, and DHL reimbursed ABX the interest expense from the note.

The Senior Credit Agreement is collateralized by certain of the Company's Boeing 767 and 757 aircraft that are not collateralized under aircraft loans. The Senior Credit Agreement contains covenants including, among other things, limitations on certain additional indebtedness, guarantees of indebtedness, as well as a total debt to EBITDA ratio and a fixed charge coverage ratio. The Senior Credit Agreement stipulates events of default, including unspecified events that may have material adverse effects on the Company. If an event of default occurs, the Company may be forced to repay, renegotiate or replace the Senior Credit Agreement. The Senior Credit Agreement limits the amount of dividends the Company can pay and the amount of common stock it can repurchase to \$50.0 million during any calendar year, provided the Company's total debt to EBITDA ratio is under 2.5 times, after giving effect to the dividend or repurchase.

## NOTE G—COMMITMENTS AND CONTINGENCIES

### Lease Commitments

The Company leases portions of the air park in Wilmington, Ohio, under lease agreements with a regional port authority, the terms of which expire in May of 2019 and June of 2036 with options to extend the leases. The leased facilities include corporate offices, 310,000 square feet of maintenance hangars and a 100,000 square foot component repair shop at the air park. ABX also has the non-exclusive right to use the airport, which includes one active runway, taxi ways and ramp space. Additionally, the Company leases certain equipment and airport facilities, office space, maintenance facilities at locations outside of the airport in Wilmington. The future minimum lease payments of the Company as of December 31, 2015 are scheduled below (in thousands):

	Facility Leases	Other Leases
2016	\$ 7,612	\$ 394
2017	6,115	148
2018	5,350	99
2019	2,639	34
2020	947	—
2021 and beyond	12,948	—
Total minimum lease payments	<u>\$ 35,611</u>	<u>\$ 675</u>

### Customer Commitment

On March 8, 2016, the Company entered into an Air Transportation Services Agreement (the "ATSA") with Amazon Fulfillment Services, Inc. ("AFS"), a subsidiary of Amazon.com, Inc. ("Amazon"), pursuant to which the Company will lease 20 Boeing 767 freighter aircraft to AFS, including 12 Boeing 767-200 freighter aircraft for a term of five years and eight Boeing 767-300 freighter aircraft for a term of seven years. The ATSA, which has a term of five years, also provides for the operation of those aircraft by the Company's airline subsidiaries. The Company owns all of the Boeing 767-200 freighter aircraft and either owns or has entered into purchase agreements for the eight Boeing 767-300 aircraft that are committed to be leased and operated under the ATSA. The ATSA becomes effective April 1, 2016. In conjunction with the execution of the ATSA, the Company and Amazon entered into agreements under which the Company issues warrants that grant Amazon the right to purchase such number of common shares as is necessary to bring Amazon's ownership to 19.9% of the Company's outstanding common shares after giving effect to the issuance of the warrants, subject to stockholder approval.

### Purchase Commitments

The Company has agreements with Israel Aerospace Industries Ltd. ("IAI") for the conversion of Boeing 767 passenger aircraft into a standard freighter configuration. The conversions primarily consists of the installation of a standard cargo door and loading system. At December 31, 2015, the Company owned two Boeing 767-300 aircraft that were in the freighter modification process. Also, the Company had committed to the purchase of additional aircraft



and to induct nine more aircraft into the freighter modification process during 2016, four of which are expected to be completed by the end of 2016. As of December 31, 2015 the Company's commitments to acquire and complete these aircraft conversions totaled \$174.6 million.

### **Guarantees and Indemnifications**

Certain leases and agreements of the Company contain guarantees and indemnification obligations to the lessor, or one or more other parties that are considered reasonable and customary (e.g. use, tax and environmental indemnifications), the terms of which range in duration and are often limited. Such indemnification obligations may continue after expiration of the respective lease or agreement.

### **Other**

In September 2015, the Company entered into a joint venture agreement to establish an express cargo airline serving multiple destinations within the People's Republic of China (including Hong Kong, Macau and Taiwan) and surrounding countries. The airline will be based in Tianjin, China with registered capital of 400 million RMB (US\$63 million). It will be established pending the receipt of required governmental approvals and plans to commence flight operations in mid-2016. The Company may offer the new airline aircraft leases to build its fleet. The Company expects to contribute \$16 million to the joint venture over the next six months.

In addition to the foregoing matters, the Company is also currently a party to legal proceedings, including FAA enforcement actions, in various federal and state jurisdictions arising out of the operation of the Company's business. The amount of alleged liability, if any, from these proceedings cannot be determined with certainty; however, the Company believes that its ultimate liability, if any, arising from the pending legal proceedings, as well as from asserted legal claims and known potential legal claims which are probable of assertion, taking into account established accruals for estimated liabilities, should not be material to our financial condition or results of operations.

### **Employees Under Collective Bargaining Agreements**

As of December 31, 2015, the flight crewmember employees of ABX and ATI were represented by the labor unions listed below:

<b>Airline</b>	<b>Labor Agreement Unit</b>	<b>Percentage of the Company's Employees</b>
ABX	International Brotherhood of Teamsters	9.6%
ATI	Air Line Pilots Association	5.6%

## **NOTE H—PENSION AND OTHER POST-RETIREMENT BENEFIT PLANS**

### **Defined Benefit and Post-retirement Healthcare Plans**

ABX sponsors a qualified defined benefit pension plan for ABX crewmembers and a qualified defined benefit pension plan for a major portion of its other ABX employees that meet minimum eligibility requirements. ABX also sponsors non-qualified defined benefit pension plans for certain employees. These non-qualified plans are unfunded. Employees are no longer accruing benefits under any of the defined benefit pension plans. ABX also sponsors a post-retirement healthcare plan for its ABX employees, which is unfunded. Benefits for covered individuals terminate upon reaching age 65 under the post-retirement healthcare plans.

The accounting and valuation for these post-retirement obligations are determined by prescribed accounting and actuarial methods that consider a number of assumptions and estimates. The selection of appropriate assumptions and estimates is significant due to the long time period over which benefits will be accrued and paid. The long term nature of these benefit payouts increases the sensitivity of certain estimates of our post-retirement costs. The assumptions considered most sensitive in actuarially valuing ABX's pension obligations and determining related expense amounts are discount rates and expected long term investment returns on plan assets. Additionally, other assumptions concerning retirement ages, mortality and employee turnover also affect the valuations. Actual results and future changes in these assumptions could result in future costs significantly higher than those recorded in our results of operations.

ABX measures plan assets and benefit obligations as of December 31 of each year. Information regarding ABX's sponsored defined benefit pension plans and post-retirement healthcare plans follow below. The accumulated benefit obligation reflects pension benefit obligations based on the actual earnings and service to-date of current employees.

During 2014, ABX offered vested, former employee participants of the qualified pension plan and vested employee participants of the crewmembers qualified pension plan a one-time option to settle their pension benefit with the Company through a single payment or a nonparticipating annuity contract. As a result, ABX settled \$98.7 million of pension obligations in December of 2014 from the pension plans assets. The settlement resulted in pre tax charges of \$6.7 million to continued operations and \$5.0 million to discontinued operations for 2014 due to the reclassification of \$11.7 million of pre-tax losses from accumulated other comprehensive loss.

**Funded Status** (in thousands):

	Pension Plans		Post-retirement Healthcare Plans	
	2015	2014	2015	2014
<b>Accumulated benefit obligation</b>	\$ 777,320	\$ 807,992	\$ 4,999	\$ 6,163
<b>Change in benefit obligation</b>				
Obligation as of January 1	\$ 807,992	\$ 761,774	\$ 6,163	\$ 7,482
Service cost	—	—	177	239
Interest cost	34,584	39,517	192	286
Plan transfers	2,558	2,659	—	—
Benefits paid	(32,696)	(29,961)	(788)	(1,623)
Settlement payments	—	(98,738)	—	—
Actuarial (gain) loss	(35,118)	132,741	(745)	(221)
Obligation as of December 31	\$ 777,320	\$ 807,992	\$ 4,999	\$ 6,163
<b>Change in plan assets</b>				
Fair value as of January 1	\$ 719,787	\$ 751,246	\$ —	\$ —
Actual gain on plan assets	(23,677)	88,453	—	—
Plan transfers	2,558	2,659	—	—
Employer contributions	6,181	6,128	788	1,623
Benefits paid	(32,696)	(29,961)	(788)	(1,623)
Settlement payments	\$ —	\$ (98,738)	\$ —	\$ —
Fair value as of December 31	\$ 672,153	\$ 719,787	\$ —	\$ —
<b>Funded status</b>				
Underfunded plans				
Current liabilities	\$ (1,346)	\$ (1,506)	\$ (626)	\$ (812)
Non-current liabilities	\$ (103,821)	\$ (86,699)	\$ (4,373)	\$ (5,351)

## Components of Net Periodic Benefit Cost

ABX's net periodic benefit costs for its defined benefit pension plans and post-retirement healthcare plans for the years ended December 31, 2015, 2014 and 2013, are as follows (in thousands):

	Pension Plans			Post-Retirement Healthcare Plan		
	2015	2014	2013	2015	2014	2013
Service cost	\$ —	\$ —	\$ —	\$ 177	\$ 239	275
Interest cost	34,584	39,517	35,957	192	286	264
Expected return on plan assets	(44,082)	(46,111)	(45,990)	—	—	—
Settlements	—	11,660	—	—	—	—
Amortization of prior service cost	—	—	—	(542)	(3,487)	(5,654)
Amortization of net (gain) loss	7,170	(2)	12,296	292	321	419
Net periodic benefit cost	<u>\$ (2,328)</u>	<u>\$ 5,064</u>	<u>\$ 2,263</u>	<u>\$ 119</u>	<u>\$ (2,641)</u>	<u>\$ (4,696)</u>

## Unrecognized Net Periodic Benefit Expense

The pre-tax amounts in accumulated other comprehensive loss that have not yet been recognized as components of net periodic benefit expense at December 31 are as follows (in thousands):

	Pension Plans		Post-Retirement Healthcare Plans	
	2015	2014	2015	2014
Unrecognized prior service cost	\$ —	\$ —	\$ (153)	\$ (696)
Unrecognized net actuarial loss	144,402	118,932	449	1,486
Accumulated other comprehensive (income) loss	<u>\$ 144,402</u>	<u>\$ 118,932</u>	<u>\$ 296</u>	<u>\$ 790</u>

The following table sets forth the amounts of unrecognized net actuarial loss and (gain) recorded in accumulated other comprehensive loss that is expected to be recognized as components of net periodic benefit expense during 2016 (in thousands):

	Pension Plans	Post-Retirement Healthcare Plans
Amortization of actuarial loss	\$ 13,472	\$ 160
Prior Service Cost	—	(102)

## Assumptions

Assumptions used in determining the funded status of ABX's pension plans at December 31 were as follows:

	Pension Plans		
	2015	2014	2013
Discount rate - crewmembers	4.70%	4.35%	5.25%
Discount rate - non-crewmembers	4.75%	4.40%	5.35%
Expected return on plan assets	6.25%	6.25%	6.25%

Net periodic benefit cost was based on the discount rate assumptions at the end of the previous year.

The discount rate used to determine post-retirement healthcare obligations was 3.65% for pilots and 3.35% for non-pilots at December 31, 2015. The discount rate used to determine post-retirement healthcare obligations was 3.35%

for pilots and 3.30% for non-pilots at December 31, 2014. The discount rate used to determine post-retirement healthcare obligations was 4.15% for pilots and 3.85% for non-pilots at December 31, 2013. Post-retirement healthcare plan obligations have not been funded. The Company's retiree healthcare contributions have been fixed for each participant, accordingly, healthcare cost trend rates do not effect the post-retirement healthcare obligations.

### Plan Assets

The weighted-average asset allocations by asset category are as shown below:

<u>Asset category</u>	<b>Composition of Plan Assets as of December 31</b>	
	<b>2015</b>	<b>2014</b>
Cash	1%	—%
Equity securities	28%	28%
Fixed income securities	67%	68%
Real estate	4%	4%
	<u>100%</u>	<u>100%</u>

ABX uses an investment management firm to advise it in developing and executing an investment policy. The portfolio is managed with consideration for diversification, quality and marketability. The investment policy permits the following ranges of asset allocation: equities – 15% to 35%; fixed income securities – 60% to 80%; real estate – 0% to 5%; cash – 0% to 5%. Except for U.S. Treasuries, no more than 10% of the fixed income portfolio and no more than 5% of the equity portfolio can be invested in securities of any single issuer.

The overall expected long term rate of return was developed using various market assumptions in conjunction with the plans' targeted asset allocation. The assumptions were based on historical market returns.

### Cash Flows

In 2015 and 2014, the Company made contributions to its defined benefit plans of \$6.2 million and \$6.1 million, respectively and \$98.7 million for settlement payments in 2014. The Company estimates that its contributions in 2016 will be approximately \$6.3 million for its defined benefit pension plans and \$0.6 million for its post-retirement healthcare plans.

The following benefit payments, which reflect expected future service, as appropriate, are expected to be paid out of the respective plans as follows (in thousands):

	<b>Pension Benefits</b>	<b>Post-retirement Healthcare Benefits</b>
2016	\$ 34,766	\$ 626
2017	40,373	629
2018	40,064	592
2019	42,234	584
2020	44,237	573
Years 2021 to 2025	245,721	2,477

### Fair Value Measurements

The pension plan assets are valued at fair value. The following is a description of the valuation methodologies used for the investments measured at fair value, including the general classification of such instruments pursuant to the valuation hierarchy.

Common Trust Funds—Common trust funds are composed of shares or units in non-publicly traded funds whereby the underlying assets in these funds (cash, cash equivalents, fixed income securities and equity securities)

are publicly traded on exchanges and price quotes for the assets held by these funds are readily available. Holdings of common trust funds are classified as Level 2 investments.

**Corporate Stock**—This investment category consists of common and preferred stock issued by domestic and international corporations that are regularly traded on exchanges and price quotes for these shares are readily available. These investments are classified as Level 1 investments.

**Mutual Funds**—Investments in this category include shares in registered mutual funds, unit trust and commingled funds. These funds consist of domestic equity, international equity and fixed income strategies. Investments in this category that are publicly traded on an exchange and have a share price published at the close of each business day are classified as Level 1 investments and holdings in the other mutual funds are classified as Level 2 investments.

**Fixed Income Investments**—Securities in this category consist of U.S. Government or Agency securities, state and local government securities, corporate fixed income securities or pooled fixed income securities. Securities in this category that are valued utilizing published prices at the close of each business day are classified as Level 1 investments. Those investments valued by bid data prices provided by independent pricing sources are classified as Level 2 investments.

**Real Estate**—The real estate investment in a commingled trust account consists of publicly traded real estate investment trusts and collateralized mortgage backed securities as well as private market direct property investments. The valuations for the holdings in these investments are not based on readily observable inputs and are classified as Level 3 investments.

**Hedge Funds and Private Equity**—These investments are not readily tradeable and have valuations that are not based on readily observable data inputs. The fair value of these assets is estimated based on information provided by the fund managers or the general partners. Therefore, these assets are classified as Level 3.

The pension plan assets measured at fair value on a recurring basis were as follows (in thousands):

As of December 31, 2015	Fair Value Measurement Using			Total
	Level 1	Level 2	Level 3	
<b>Plan assets</b>				
Common trust funds	\$ —	\$ 4,354	\$ —	\$ 4,354
Corporate stock	14,832	—	—	14,832
Mutual funds	46,991	99,056	—	146,047
Fixed income investments	4,954	443,600	—	448,554
Real estate	—	—	29,717	29,717
Hedge funds and private equity	—	—	28,649	28,649
<b>Total plan assets</b>	<b>\$ 66,777</b>	<b>\$ 547,010</b>	<b>\$ 58,366</b>	<b>\$ 672,153</b>

As of December 31, 2014	Fair Value Measurement Using			Total
	Level 1	Level 2	Level 3	
<b>Plan assets</b>				
Common trust funds	\$ —	\$ 4,238	\$ —	\$ 4,238
Corporate stock	17,878	—	—	17,878
Mutual funds	51,568	100,252	—	151,820
Fixed income investments	1,978	488,399	—	490,377
Real estate	—	—	26,057	26,057
Hedge funds and private equity	—	—	29,417	29,417
<b>Total plan assets</b>	<b>\$ 71,424</b>	<b>\$ 592,889</b>	<b>\$ 55,474</b>	<b>\$ 719,787</b>

ABX's pension investments include hedge funds, private equity and real estate funds whose fair values have been estimated in the absence of readily determinable fair values. Management's estimates are based on information provided by the fund managers or general partners of those funds. The following table presents a reconciliation of the beginning and ending balances of the fair value measurements using significant Level 3 unobservable inputs (in thousands):

	Hedge Funds & Private Equity	Real Estate Investments	Total
<b>January 1, 2014</b>	\$ 29,339	\$ 19,561	\$ 48,900
Unrealized gains	2,376	6,496	8,872
Purchases & settlements	(2,298)	—	(2,298)
<b>December 31, 2014</b>	\$ 29,417	\$ 26,057	\$ 55,474
Unrealized gains	1,418	3,660	5,078
Purchases & settlements	(2,186)	—	(2,186)
<b>December 31, 2015</b>	\$ 28,649	\$ 29,717	\$ 58,366

#### Defined Contribution Plans

The Company sponsors defined contribution capital accumulation plans (401k) that are funded by both voluntary employee salary deferrals and by employer contributions. Expenses for defined contribution retirement plans were \$5.7 million, \$5.4 million and \$5.1 million for the years ended December 31, 2015, 2014 and 2013, respectively.

#### NOTE I—INCOME TAXES

At December 31, 2015, the Company had cumulative net operating loss carryforwards ("NOL CFs") for federal income tax purposes of approximately \$78.9 million, which begin to expire in 2025 if not utilized before then. The deferred tax asset balance includes \$2.0 million net of a \$0.2 million valuation allowance related to state NOL CFs, which have remaining lives ranging from one to twenty years. These NOL CFs are attributable to excess tax deductions related primarily to the accelerated tax depreciation of fixed assets. At December 31, 2015 and 2014, the Company determined that, based upon projections of taxable income, it was more likely than not that the NOL CF's will be realized prior to their expiration, accordingly, no allowance against these deferred tax assets was recorded.

The significant components of the deferred income tax assets and liabilities as of December 31, 2015 and 2014 are as follows (in thousands):

	December 31	
	2015	2014
Deferred tax assets:		
Net operating loss carryforward and federal credits	\$ 30,981	\$ 35,902
Post-retirement employee benefits	36,589	31,067
Employee benefits other than post-retirement	13,773	16,489
Inventory reserve	2,924	2,930
Deferred revenue	8,650	9,154
Other	2,344	1,810
Deferred tax assets	<u>95,261</u>	<u>97,352</u>
Deferred tax liabilities:		
Accelerated depreciation	(175,572)	(164,858)
Partnership items	(9,489)	(9,493)
State taxes	(6,830)	(5,995)
Valuation allowance against deferred tax assets	(229)	(229)
Deferred tax liabilities	<u>(192,120)</u>	<u>(180,575)</u>
Net deferred tax (liability)	<u>\$ (96,859)</u>	<u>\$ (83,223)</u>

The following summarizes the Company's income tax provisions (benefits) (in thousands):

	Years Ended December 31		
	2015	2014	2013
Current taxes:			
Federal	\$ 524	\$ 338	\$ 67
Foreign	—	—	—
State	371	345	425
Deferred taxes:			
Federal	21,073	17,411	17,902
Foreign	—	—	—
State	1,440	1,608	872
Total deferred tax expense	<u>22,513</u>	<u>19,019</u>	<u>18,774</u>
Total income tax expense from continuing operations	<u>\$ 23,408</u>	<u>\$ 19,702</u>	<u>\$ 19,266</u>
Income tax expense (benefit) from discontinued operations	<u>\$ 1,178</u>	<u>\$ (1,262)</u>	<u>\$ (2)</u>

The reconciliation of income tax from continuing operations computed at the U.S. statutory federal income tax rates to effective income tax rates is as follows:

	<b>Years Ended December 31</b>		
	<b>2015</b>	<b>2014</b>	<b>2013</b>
Statutory federal tax rate	35.0 %	35.0 %	35.0 %
State income taxes, net of federal tax benefit	1.9 %	2.5 %	(234.7)%
Tax effect of non-deductible goodwill	— %	— %	(5,121.2)%
Tax effect of other non-deductible expenses	0.9 %	0.8 %	(26.4)%
Other	(0.4)%	(0.2)%	(19.3)%
Effective income tax rate	<u>37.4 %</u>	<u>38.1 %</u>	<u>(5,366.6)%</u>

The reconciliation of income tax from discontinued operations computed at the U.S. statutory federal income tax rates to effective income tax rates is as follows:

	<b>Years Ended December 31</b>		
	<b>2015</b>	<b>2014</b>	<b>2013</b>
Statutory federal tax rate	35.0%	(35.0)%	(35.0)%
State income taxes, net of federal tax benefit	1.3%	(1.3)%	(1.3)%
Effective income tax rate	<u>36.3%</u>	<u>(36.3)%</u>	<u>(36.3)%</u>

The Company files income tax returns in the U.S. federal jurisdiction and various international, state and local jurisdictions. The returns may be subject to audit by the Internal Revenue Service (“IRS”) and other jurisdictional authorities. International returns consist primarily of disclosure returns where the Company is covered by the sourcing rules of U.S. international treaties. The Company recognizes the impact of an uncertain income tax position in the financial statements if that position is more likely than not of being sustained on audit, based on the technical merits of the position. At December 31, 2015, 2014 and 2013, the Company’s unrecognized tax benefits were \$0.0 million, \$0.0 million and \$0.0 million respectively. Accrued interest and penalties on tax positions are recorded as a component of interest expense. Interest and penalties expense was immaterial for 2015, 2014 and 2013.

The Company began to file, effective in 2008, federal tax returns under a common parent of the consolidated group that includes ABX and all the wholly-owned subsidiaries. The returns for 2014, 2013 and 2012 related to the current consolidated group remain open to examination. The consolidated federal tax returns prior to 2012 remain open to federal examination only to the extent of net operating loss carryforwards carried over from or utilized in those years. State and local returns filed for 2005 through 2014 are generally also open to examination by their respective jurisdictions, either in full or limited to net operating losses.



## NOTE J—DERIVATIVE INSTRUMENTS

The Company's Senior Credit Agreement requires the Company to maintain derivative instruments for protection from fluctuating interest rates, for at least fifty percent of the outstanding balance of term loan. As a result, the Company entered into an interest rate swaps described in the table below. Under the swap expiring in 2016, the Company pays a fixed rate of 2.02% and receives a floating rate that resets quarterly based on LIBOR. Under the swap expiring in 2017, the Company pays a fixed rate of 1.1825% and receives a floating rate that resets monthly based on LIBOR.

The outstanding interest rate swaps are not designated as hedges for accounting purposes. The effects of future fluctuations in LIBOR interest rates on derivatives held by the Company will result in the recording of unrealized gains and losses into the statement of operations. The Company recorded nets gains on derivatives of \$0.9 million, \$1.1 million and \$0.6 million for the years ending December 31, 2015, 2014 and 2013, respectively. The liability for outstanding derivatives is recorded in other liabilities and in accrued expenses. The table below provides information about the Company's interest rate swaps (in thousands):

<u>Expiration Date</u>	<u>Stated Interest Rate</u>	<u>December 31, 2015</u>		<u>December 31, 2014</u>	
		<u>Notional Amount</u>	<u>Market Value (Liability)</u>	<u>Notional Amount</u>	<u>Market Value (Liability)</u>
May 9, 2016	2.020%	50,625	(247)	58,125	(1,071)
June 30, 2017	1.183%	50,625	(252)	58,125	(348)

## NOTE K—ACCUMULATED OTHER COMPREHENSIVE INCOME (LOSS)

Accumulated other comprehensive income (loss) includes the following items by components for the years ended December 31, 2015, 2014 and 2013 (in thousands):

	Defined Benefit Pension	Defined Benefit Post- Retirement	Gains and Losses on Derivative	Foreign Currency Translation	Total
<b>Balance as of January 1, 2013</b>	(121,602)	4,277	38	—	(117,287)
Other comprehensive income (loss) before reclassifications:					
Actuarial gain (loss) for retiree liabilities	129,856	474	—	—	130,330
Amounts reclassified from accumulated other comprehensive income:					
Actuarial costs (reclassified to salaries, wages and benefits)	12,296	419	—	—	12,715
Negative prior service cost (reclassified to salaries, wages and benefits)	—	(5,654)	—	—	(5,654)
Hedging gain (reclassified to interest expense)	—	—	(50)	—	(50)
Income Tax (Expense) or Benefit	(51,622)	1,729	21	—	(49,872)
Other comprehensive income (loss), net of tax	90,530	(3,032)	(29)	—	87,469
<b>Balance as of December 31, 2013</b>	(31,072)	1,245	9	—	(29,818)
Other comprehensive income (loss) before reclassifications:					
Actuarial gain (loss) for retiree liabilities	(90,400)	220	—	—	(90,180)
Foreign currency translation adjustment	—	—	—	(1,629)	(1,629)
Amounts reclassified from accumulated other comprehensive income:					
Pension settlement	11,660	—	—	—	11,660
Actuarial costs (reclassified to salaries, wages and benefits)	(2)	321	—	—	319
Negative prior service cost (reclassified to salaries, wages and benefits)	—	(3,487)	—	—	(3,487)
Hedging gain (reclassified to interest expense)	—	—	(42)	—	(42)
Income Tax (Expense) or Benefit	28,623	1,071	37	570	30,301
Other comprehensive income (loss), net of tax	(50,119)	(1,875)	(5)	(1,059)	(53,058)
<b>Balance as of December 31, 2014</b>	(81,191)	(630)	4	(1,059)	(82,876)
Other comprehensive income (loss) before reclassifications:					
Actuarial gain (loss) for retiree liabilities	(32,640)	745	—	—	(31,895)
Foreign currency translation adjustment	—	—	—	(517)	(517)
Amounts reclassified from accumulated other comprehensive income:					
Actuarial costs (reclassified to salaries, wages and benefits)	7,170	292	—	—	7,462
Negative prior service cost (reclassified to salaries, wages and benefits)	—	(542)	—	—	(542)
Hedging gain (reclassified to interest expense)	—	—	(50)	—	(50)
Income Tax (Expense) or Benefit	9,359	(180)	46	181	9,406
Other comprehensive income (loss), net of tax	(16,111)	315	(4)	(336)	(16,136)
<b>Balance as of December 31, 2015</b>	(97,302)	(315)	—	(1,395)	(99,012)

## NOTE L—STOCK-BASED COMPENSATION

The Company's Board of Directors has granted stock incentive awards to certain employees and board members pursuant to a long term incentive plan which was approved by the Company's stockholders in May 2005. Employees have been awarded non-vested stock units with performance conditions, non-vested stock units with market conditions and non-vested restricted stock. The restrictions on the non-vested restricted stock awards lapse at the end of a specified service period, which is typically approximately three years from the date of grant. Restrictions could lapse sooner upon a business combination, death, disability or after an employee qualifies for retirement. The non-vested stock units will be converted into a number of shares of Company stock depending on performance and market conditions at the end of a specified service period, lasting approximately three years. The performance condition awards will be converted into a number of shares of Company stock based on the Company's average return on invested capital during the service period. Similarly, the market condition awards will be converted into a number of shares depending on the appreciation of the Company's stock compared to the NASDAQ Transportation Index. Board members were granted time-based awards with vesting periods of approximately six or twelve months. The Company expects to settle all of the stock unit awards by issuing new shares of stock. The table below summarizes award activity.

	Year Ended December 31					
	2015		2014		2013	
	Number of Awards	Weighted average grant-date fair value	Number of Awards	Weighted average grant-date fair value	Number of Awards	Weighted average grant-date fair value
Outstanding at beginning of period	1,406,550	\$ 6.21	1,477,762	\$ 5.83	1,463,272	\$ 5.97
Granted	390,200	9.61	467,567	7.52	627,488	5.73
Converted	(498,491)	5.97	(404,179)	6.49	(526,848)	5.72
Expired	(126,800)	5.52	(116,800)	5.70	(68,950)	8.25
Forfeited	(13,800)	7.36	(17,800)	6.26	(17,200)	7.07
Outstanding at end of period	<u>1,157,659</u>	\$ 7.52	<u>1,406,550</u>	\$ 6.21	<u>1,477,762</u>	\$ 5.83
Vested	511,109	\$ 6.03	555,927	\$ 5.73	506,644	\$ 4.47

The average grant-date fair value of each performance condition award, non-vested restricted stock award and time-based award granted by the Company was \$9.22, \$7.44 and \$5.46 for 2015, 2014 and 2013, respectively, the fair value of the Company's stock on the date of grant. The average grant-date fair value of each market condition award granted was \$10.99, \$7.83 and \$6.78 for 2015, 2014 and 2013, respectively. The market condition awards were valued using a Monte Carlo simulation technique based on volatility over three years for the awards granted in 2015, 2014 and 2013 using daily stock prices and using the following variables:

	2015	2014	2013
Risk-free interest rate	0.9%	0.8%	0.4%
Volatility	41.5%	48.9%	61.0%

For the years ended December 31, 2015, 2014 and 2013, the Company recorded expense of \$2.5 million, \$2.9 million and \$2.7 million, respectively, for stock incentive awards. At December 31, 2015, there was \$2.5 million of unrecognized expense related to the stock incentive awards that is expected to be recognized over a weighted-average period of 1.5 years. As of December 31, 2015, none of the awards were convertible, 329,059 units of the Board members time-based awards had vested and none of the outstanding shares of the restricted stock had vested. These awards could result in a maximum number of 1,397,659 additional outstanding shares of the Company's common stock depending on service, performance and market results through December 31, 2017.

**NOTE M—EARNINGS PER SHARE**

The calculation of basic and diluted earnings per common share follows (in thousands, except per share amounts):

	December 31		
	2015	2014	2013
Earnings (loss) from continuing operations	\$ 39,155	\$ 32,074	\$ (19,625)
Weighted-average shares outstanding for basic earnings per share	64,242	64,253	63,992
Common equivalent shares:			
Effect of stock-based compensation awards	885	958	—
Weighted-average shares outstanding assuming dilution	65,127	65,211	63,992
Basic earnings (loss) per share from continuing operations	\$ 0.61	\$ 0.50	\$ (0.31)
Diluted earnings (loss) per share from continuing operations	\$ 0.60	\$ 0.49	\$ (0.31)

Basic weighted average shares outstanding for purposes of basic earnings per share are less than the shares outstanding due to 348,600 shares, 435,600 shares and 481,900 shares of restricted stock for 2015, 2014 and 2013, respectively, which are accounted for as part of diluted weighted average shares outstanding in diluted earnings per share. The number of equivalent shares that were not included in weighted average shares outstanding assuming dilution, because their effect would have been anti-dilutive, was 11,000, none and none at December 31, 2015, 2014 and 2013, respectively.

**NOTE N—SEGMENT INFORMATION**

The Company operates in two reportable segments. The CAM segment consists of the Company's aircraft leasing operations and its segment earnings includes an allocation of interest expense. The ACMI Services segment consists of the Company's airline operations, including the CMI agreement with DHL as well as ACMI and charter service agreements that the Company has with other customers. Due to the similarities among the Company's airline operations, the airline operations are aggregated into a single reportable segment, ACMI Services. The Company's other activities, which include contracts with the USPS, the sale of aircraft parts and maintenance services, facility and ground equipment maintenance services and management services for workers' compensation while managed separately, are not large enough to constitute reportable segments and are combined in "All other" with inter-segment profit eliminations. Inter-segment revenues are valued at arms-length, market rates. Cash, cash equivalents and deferred tax assets are reflected in Assets - All other below.

The Company's segment information from continuing operations is presented below (in thousands):

	<b>Year Ended December 31</b>		
	<b>2015</b>	<b>2014</b>	<b>2013</b>
<b>Total revenues:</b>			
CAM	\$ 177,789	\$ 166,303	\$ 160,342
ACMI Services	433,109	439,919	444,504
All other	161,995	142,294	117,292
Eliminate inter-segment revenues	(153,629)	(158,924)	(142,115)
<b>Total</b>	<b>\$ 619,264</b>	<b>\$ 589,592</b>	<b>\$ 580,023</b>
<b>Customer revenues:</b>			
CAM	\$ 93,395	\$ 77,668	\$ 71,604
ACMI Services	431,989	439,919	444,504
All other	93,880	72,005	63,915
<b>Total</b>	<b>\$ 619,264</b>	<b>\$ 589,592</b>	<b>\$ 580,023</b>
<b>Depreciation and amortization expense:</b>			
CAM	\$ 87,765	\$ 78,866	\$ 64,096
ACMI Services	37,526	29,929	27,546
All other	152	(541)	107
<b>Total</b>	<b>\$ 125,443</b>	<b>\$ 108,254</b>	<b>\$ 91,749</b>
<b>Other Charges</b>			
ACMI Services - pension settlement	—	6,700	—
ACMI Services - goodwill impairment	—	—	52,585
<b>Total</b>	<b>\$ —</b>	<b>\$ 6,700</b>	<b>\$ 52,585</b>
<b>Segment earnings (loss):</b>			
CAM	\$ 57,457	\$ 53,159	\$ 66,208
ACMI Services	(2,654)	(12,081)	(78,186)
All other	8,561	11,363	12,200
Net unallocated interest expense	(1,721)	(1,761)	(1,212)
Net gain on derivative instruments	920	1,096	631
<b>Pre-tax earnings from continuing operations</b>	<b>\$ 62,563</b>	<b>\$ 51,776</b>	<b>\$ (359)</b>

The Company's assets are presented below by segment (in thousands):

	<b>December 31,</b>	<b>December 31,</b>	<b>December 31,</b>
	<b>2015</b>	<b>2014</b>	<b>2013</b>
<b>Assets:</b>			
CAM	\$ 805,318	\$ 799,164	\$ 806,943
ACMI Services	154,852	133,861	140,354
Discontinued operations	—	—	294
All other	82,093	78,834	71,591
<b>Total</b>	<b>\$ 1,042,263</b>	<b>\$ 1,011,859</b>	<b>\$ 1,019,182</b>

Interest expense allocated to CAM was \$9.4 million, \$11.8 million and \$12.4 million for the years ending December 31, 2015, 2014 and 2013, respectively.

During 2015, the Company had capital expenditures of \$40.0 million and \$114.8 million for the ACMI Services and CAM segments, respectively. The ACMI Services segment reflects a goodwill impairment charge of \$52.6 million recorded in 2013.

#### Entity-Wide Disclosures

The Company had revenues of approximately \$206.5 million, \$205.0 million and \$235.1 million for 2015, 2014 and 2013, respectively, derived from aircraft leases in foreign countries or routes with flights departing from or arriving in foreign countries. All revenues from the CMI agreement with DHL are attributed to U.S. operations. As of December 31, 2015 and 2014, the Company had 17 and 11 aircraft, respectively, outside of the United States.

CAM's revenues include \$12.6 million, \$11.5 million and \$9.9 million for 2015, 2014 and 2013, respectively, for engine and other maintenance related payments from customers. The Company's external customers revenues from other activities for the years ended December 31, 2015, 2014 and 2013 are presented below (in thousands):

	December 31,		
	2015	2014	2013
Mail and package handling services	\$ 47,307	\$ 34,025	\$ 30,117
Aircraft maintenance and part sales	33,687	26,393	23,175
Facility and ground equipment maintenance	11,490	11,119	10,030
Other	1,396	468	593
<b>Total customer revenues</b>	<b>\$ 93,880</b>	<b>\$ 72,005</b>	<b>\$ 63,915</b>

#### NOTE O—DISCONTINUED OPERATIONS

The Company's results of discontinued operations consist primarily of pension benefits, adjustments to workers compensation liabilities and other benefits for former employees previously associated with ABX's former freight sorting and aircraft fueling services provided to DHL through 2009. ABX sponsors defined benefit plans for retirees that include the former employees of the hub operations. Additionally, ABX is self-insured for medical coverage and workers' compensation. The Company may incur expenses and cash outlays in the future related to pension obligations, reserves for medical expenses and wage loss for former employees. Carrying amounts of significant assets and liabilities of the discontinued operations are below (in thousands):

	December 31	
	2015	2014
<b>Liabilities</b>		
Employee compensation and benefits	\$ 23,400	\$ 25,997
Post-retirement	10,929	10,086
<b>Total Liabilities</b>	<b>\$ 34,329</b>	<b>\$ 36,083</b>

The revenues and pre-tax earnings of the discontinued operations are below (in thousands):

	December 31		
	2015	2014	2013
Pre-tax earnings (loss)	\$ 3,245	\$ (3,477)	\$ (5)

**NOTE P—QUARTERLY RESULTS (Unaudited)**

The following is a summary of quarterly results of operations (in thousands, except per share amounts):

	<b>1st Quarter</b>	<b>2nd Quarter</b>	<b>3rd Quarter</b>	<b>4th Quarter</b>
<b>2015</b>				
Revenues from continuing operations	\$ 147,025	\$ 148,353	\$ 142,305	\$ 181,581
Operating income from continuing operations	17,529	19,794	12,917	22,550
Net earnings from continuing operations	8,895	10,570	6,347	13,343
Net earnings (loss) from discontinued operations	214	214	214	1,425
Weighted average shares:				
Basic	64,454	64,541	64,239	63,742
Diluted	65,337	65,471	65,171	64,536
Earnings per share from continuing operations				
Basic	\$ 0.14	\$ 0.16	\$ 0.10	\$ 0.21
Diluted	\$ 0.14	\$ 0.16	\$ 0.10	\$ 0.21
<b>2014 (1)</b>				
Revenues from continuing operations	\$ 143,593	\$ 149,618	\$ 138,443	\$ 157,938
Operating income from continuing operations	13,836	18,117	18,287	14,285
Net earnings (loss) from continuing operations	6,522	9,298	9,595	6,659
Net loss from discontinued operations	211	211	312	(2,948)
Weighted average shares:				
Basic	64,148	64,285	64,286	64,289
Diluted	65,141	65,207	65,271	65,222
Earnings (loss) per share from continuing operations				
Basic	\$ 0.10	\$ 0.14	\$ 0.15	\$ 0.10
Diluted	\$ 0.10	\$ 0.14	\$ 0.15	\$ 0.10

1. In the fourth quarter of 2014, the Company recorded pre-tax pension settlement charges of \$6.7 million to continued operations and \$5.0 million to discontinued operations (see Note H).

**ITEM 9. CHANGES IN AND DISAGREEMENTS WITH ACCOUNTANTS ON ACCOUNTING AND FINANCIAL DISCLOSURE**

None.

**ITEM 9A. CONTROLS AND PROCEDURES**

(a) Evaluation of Disclosure Controls and Procedures

As of December 31, 2015, the Company carried out an evaluation, under the supervision and with the participation of the Company's Chief Executive Officer and Chief Financial Officer of the effectiveness of the design and operation of the Company's disclosure controls and procedures (as defined in Rules 13a-15(e) and 15d-15(e) under the Securities Exchange Act of 1934, as amended (the "Exchange Act")). Based upon the evaluation, the Company's Chief Executive Officer and Chief Financial Officer concluded that the Company's disclosure controls and procedures were effective to ensure that information required to be disclosed by the Company in the reports filed or submitted by it under the Exchange Act is recorded, processed, summarized and reported within time periods specified in the Securities and Exchange Commission rules and forms and is accumulated and communicated to management, including the Chief Executive Officer and Chief Financial Officer, or persons performing similar functions, as appropriate to allow timely decisions regarding required disclosure.

(b) Changes in Internal Controls

There were no changes in internal control over financial reporting during the most recently completed fiscal quarter that has materially affected, or is reasonably likely to materially affect, the Company's internal control over financial reporting.

**Management's Annual Report on Internal Controls over Financial Reporting**

The management of the Company is responsible for establishing and maintaining adequate internal control over financial reporting. The Company's internal control system is designed to provide reasonable assurance regarding the reliability of financial reporting and the preparation of financial statements for external purposes, in accordance with generally accepted accounting principles.

All internal control systems, no matter how well designed, have inherent limitations. Therefore, even those systems determined to be effective can provide only reasonable assurance with respect to financial statement preparation and presentation.

The Company's management assessed the effectiveness of the Company's internal control over financial reporting as of December 31, 2015. In making this assessment, it used the criteria set forth by the Committee of Sponsoring Organizations of the Treadway Commission (COSO) in *Internal Control—Integrated Framework (2013)*.

Based on management's assessment of those criteria, management believes that, as of December 31, 2015, the Company's internal control over financial reporting was effective.

March 14, 2016



## REPORT OF INDEPENDENT REGISTERED PUBLIC ACCOUNTING FIRM

To the Board of Directors and Stockholders of Air Transport Services Group, Inc.  
Wilmington, Ohio

We have audited the internal control over financial reporting of Air Transport Services Group, Inc. and subsidiaries (the "Company") as of December 31, 2015, based on criteria established in Internal Control - *Integrated Framework (2013)* issued by the Committee of Sponsoring Organizations of the Treadway Commission. The Company's management is responsible for maintaining effective internal control over financial reporting and for its assessment of the effectiveness of internal control over financial reporting. Our responsibility is to express an opinion on the Company's internal control over financial reporting based on our audit.

We conducted our audit in accordance with the standards of the Public Company Accounting Oversight Board (United States). Those standards require that we plan and perform the audit to obtain reasonable assurance about whether effective internal control over financial reporting was maintained in all material respects. Our audit included obtaining an understanding of internal control over financial reporting, assessing the risk that a material weakness exists, testing and evaluating the design and operating effectiveness of internal control based on the assessed risk, and performing such other procedures as we considered necessary in the circumstances. We believe that our audit provides a reasonable basis for our opinion.

A company's internal control over financial reporting is a process designed by, or under the supervision of, the company's principle financial officers, or persons performing similar functions, and effected by the company's board of directors, management, and other personnel to provide reasonable assurance regarding the reliability of financial reporting and the preparation of financial statements for external purposes in accordance with generally accepted accounting principles. A company's internal control over financial reporting includes those policies and procedures that (1) pertain to the maintenance of records that, in reasonable detail, accurately and fairly reflect the transactions and dispositions of the assets of the company; (2) provide reasonable assurance that transactions are recorded as necessary to permit preparation of financial statements in accordance with generally accepted accounting principles, and that receipts and expenditures of the company are being made only in accordance with authorizations of management and directors of the company; and (3) provide reasonable assurance regarding prevention or timely detection of unauthorized acquisition, use, or disposition of the company's assets that could have a material effect on the financial statements.

Because of the inherent limitation of internal control over financial reporting, including the possibility of collusion or improper management override of controls, material misstatements due to error or fraud may not be prevented or detected on a timely basis. Also, projections of any evaluation of the effectiveness of the internal control over financial reporting to future periods are subject to the risk that the controls may become inadequate because changes in conditions, or that the degree of compliance with the policies or procedures may deteriorate.

In our opinion the Company maintained, in all material respects, effective internal control over financial reporting as of December 31, 2015, based on the criteria established in Internal Control - *Integrated Framework (2013)* issued by the Committee of Sponsoring Organizations of the Treadway Commission.

We have also audited, in accordance with the standard of the Public Company Accounting Oversight Board (United States), the consolidated financial statements and financial statement schedule as of and for the year ended December 31, 2015 of the Company and our report dated March 14, 2016 expressed an unqualified opinion on those financial statements and financial statement schedule and included an explanatory paragraph regarding the Company's two principal customers.

/s/ DELOITTE & TOUCHE LLP

Cincinnati, Ohio  
March 14, 2016

**ITEM 9B. OTHER INFORMATION**

None.

**PART III**

**ITEM 10. DIRECTORS, EXECUTIVE OFFICERS AND CORPORATE GOVERNANCE**

The response to this Item is incorporated herein by reference to the definitive Proxy Statement for the 2015 Annual Meeting of Stockholders under the captions “Election of Directors,” “Section 16(a) Beneficial Ownership Reporting Compliance,” and “Corporate Governance and Board Matters.”

**Executive Officers**

The following table sets forth information about the Company’s executive officers. The executive officers serve at the pleasure of the Company’s Board of Directors.

<u>Name</u>	<u>Age</u>	<u>Information</u>
Joseph C. Hete	61	<p>President and Chief Executive Officer, Air Transport Services Group, Inc., since December 2007 and Chief Executive Officer, ABX Air, Inc., since August 2003.</p> <p>Mr. Hete was President of ABX Air, Inc. from January 2000 to February 2008. Mr. Hete was Chief Operating Officer of ABX Air, Inc. from January 2000 to August 2003. From 1997 until January 2000, Mr. Hete held the position of Senior Vice President and Chief Operating Officer of ABX Air, Inc. Mr. Hete served as Senior Vice President, Administration of ABX Air, Inc. from 1991 to 1997 and Vice President, Administration of ABX Air, Inc. from 1986 to 1991. Mr. Hete joined ABX Air, Inc. in 1980.</p>
Quint O. Turner	53	<p>Chief Financial Officer, Air Transport Services Group, Inc., since February 2008 and Chief Financial Officer, ABX Air, Inc. since December 2004.</p> <p>Mr. Turner was Vice President of Administration of ABX Air, Inc. from February 2002 to December 2004. Mr. Turner was Corporate Director of Financial Planning and Accounting of ABX Air, Inc. from 1997 to 2002. Prior to 1997, Mr. Turner held positions of Manager of Planning and Director of Financial Planning of ABX Air, Inc. Mr. Turner joined ABX Air, Inc. in 1988.</p>
Richard F. Corrado	56	<p>Chief Commercial Officer, Air Transport Services Group, Inc., and President of Cargo Aircraft Management, Inc. since April 2010. President of Airborne Global Solutions, Inc. since July 2010.</p> <p>Before joining ATSG, Mr. Corrado was President of Transform Consulting Group from July 2006 through March 2010 and Chief Operating Officer of AFMS Logistics Management from February 2008 through March 2010. He was Executive Vice President of Air Services and Business Development for DHL Express from September 2003 through June of 2006; and Senior Vice President of Marketing for Airborne Express from August 2000 through August 2003.</p>
W. Joseph Payne	52	<p>Senior Vice President, Corporate General Counsel and Secretary, Air Transport Services Group, Inc., since February 2008 and Vice President, General Counsel and Secretary ABX Air, Inc. since January 2004.</p> <p>Mr. Payne was Corporate Secretary/Counsel of ABX Air, Inc. from January 1999 to January 2004, and Assistant Corporate Secretary from July 1996 to January 1999. Mr. Payne joined ABX Air, Inc. in April 1995.</p>

The executive officers of the Company are appointed annually at the Board of Directors meeting held in conjunction with the annual meeting of stockholders. There are no family relationships between any directors or executive officers of the Company.

***ITEM 11. EXECUTIVE COMPENSATION***

The response to this Item is incorporated herein by reference to the definitive Proxy Statement for the 2016 Annual Meeting of Stockholders under the captions “Executive Compensation” and “Director Compensation.”

***ITEM 12. SECURITY OWNERSHIP OF CERTAIN BENEFICIAL OWNERS AND MANAGEMENT AND RELATED STOCKHOLDER MATTERS***

The responses to this Item are incorporated herein by reference to the definitive Proxy Statement for the 2016 Annual Meeting of Stockholders under the captions “Equity Compensation Plan Information,” “Voting at the Meeting,” “Stock Ownership of Management” and “Common Stock Ownership of Certain Beneficial Owners.”

***ITEM 13. CERTAIN RELATIONSHIPS AND RELATED TRANSACTIONS, AND DIRECTOR INDEPENDENCE***

The response to this Item is incorporated herein by reference to the definitive Proxy Statement for the 2016 Annual Meeting of Stockholders under the captions “Related Person Transactions” and “Independence.”

***ITEM 14. PRINCIPAL ACCOUNTING FEES AND SERVICES***

The response to this Item is incorporated herein by reference to the definitive Proxy Statement for the 2016 Annual Meeting of Stockholders under the caption “Fees of the Independent Registered Public Accounting Firm.”

**PART IV**

***ITEM 15. EXHIBITS AND FINANCIAL STATEMENT SCHEDULES***

(a) List of Documents filed as part of this report:

(1) Consolidated Financial Statements

The following are filed in Part II, item 8 of this Form 10-K Annual Report:

Report of Independent Registered Public Accounting Firm  
Consolidated Balance Sheets  
Consolidated Statements of Operations  
Consolidated Statements of Comprehensive Income  
Consolidated Statements of Cash Flows  
Consolidated Statements of Stockholders’ Equity  
Notes to Consolidated Financial Statements

(2) Financial Statement Schedules

## Schedule II—Valuation and Qualifying Account

<u>Description</u>	<u>Balance at beginning of period</u>	<u>Additions charged to cost and expenses</u>	<u>Deductions</u>	<u>Balance at end of period</u>
Accounts receivable reserve:				
Year ended:				
December 31, 2015	\$ 811,875	\$ 138,310	\$ 534,849	\$ 415,336
December 31, 2014	716,913	137,555	42,593	811,875
December 31, 2013	748,929	193,046	225,062	716,913

All other schedules are omitted because they are not applicable or are not required, or because the required information is included in the consolidated financial statements or notes thereto.

### (3) Exhibits

The following exhibits are filed with or incorporated by reference into this report.

<u>Exhibit No.</u>	<u>Description of Exhibit</u>
<b>Articles of Incorporation</b>	
3.1	Certificate of Incorporation of Air Transport Services Group, Inc. (formerly known as ABX Holdings, Inc.). (6)
3.2	Bylaws of Air Transport Services Group, Inc. (formerly known as ABX Holdings, Inc.). (6)
3.3	Amended and Restated Certificate of Incorporation of Air Transport Services Group, Inc. reflecting corrections and amendments through May 17, 2013. [This document represents the Amended and Restated Certificate of Incorporation of Air Transport Services Group, Inc. in compiled form, incorporating all corrections and amendments. This compiled document has not been filed with the Delaware Secretary of State.] (20)
3.4	Amended and Restated Bylaws of Air Transport Services Group, Inc., reflecting amendments through May 10, 2013. (20)
3.5	Amended and Restated Certificate of Incorporation of Air Transport Services Group, Inc. reflecting corrections and amendments through August 16, 2013. [This document represents the Amended and Restated Certificate of Incorporation of Air Transport Services Group, Inc. in compiled form, incorporating all corrections and amendments. This compiled document has not been filed with the Delaware Secretary of State.] (21)
<b>Material Contracts</b>	
10.1	Director compensation fee summary. (9)
10.2	Aircraft Loan and Security Agreement and related promissory note, dated August 24, 2006, by and among ABX Air, Inc. and Chase Equipment Leasing, Inc. (2)
10.3	Aircraft Loan and Security Agreement and related promissory note, dated October 10, 2006, by and among ABX Air, Inc. and Chase Equipment Leasing, Inc. (3)
10.4	Aircraft Loan and Security Agreement and related promissory note, dated February 16, 2007, by and among ABX Air, Inc. and Chase Equipment Leasing, Inc. (4)
10.5	Aircraft Loan and Security Agreement and related promissory note, dated April 25, 2007, by and among ABX Air, Inc. and Chase Equipment Leasing, Inc. (5)

- 10.6 Aircraft Loan and Security Agreement and related promissory note, dated October 26, 2007, by and among ABX Air, Inc. and Chase Equipment Leasing, Inc. (8)
- 10.7 Aircraft Loan and Security Agreement and related promissory note, dated December 19, 2007, by and among ABX Air, Inc. and Chase Equipment Leasing, Inc. (8)
- 10.8 Amended and Restated First Non-Negotiable Promissory Note between ABX Air, Inc., as maker, and DHL Express (USA), Inc., as holder, dated May 8, 2009. (7)
- 10.9 Guaranty by Air Transport Services Group, Inc. in favor of DHL Express (USA), Inc., dated May 8, 2009. (7)
- 10.10 Lease Assumption and Option Agreement between DHL Network Operations (USA), Inc. and ABX Air, Inc., dated May 29, 2009. (7)
- 10.11 Air Transportation Services Agreement between DHL Network Operations (USA), Inc. and ABX Air, Inc., dated March 29, 2010. (10)
- 10.12 Mutual Termination Agreement and Release, made among DPWN Holdings (USA), Inc., DHL Network Operations (USA), Inc., DHL Express (USA), Inc., Air Transport Services Group, Inc., and ABX Air, Inc., dated March 29, 2010. (10)
- 10.13 Second Amendment to Lease Assumption and Option Agreement and Exercise of Lease Option, between DHL Network Operations (USA), Inc. and ABX Air, Inc., dated March 29, 2010. (10)
- 10.14 Form of Time-Based Restricted Stock Award Agreement under Air Transport Services Group, Inc. 2005 Amended and Restated Long-Term Incentive Plan. (11)
- 10.15 Form of Performance-Based Stock Unit Award Agreement under Air Transport Services Group, Inc. 2005 Amended and Restated Long-Term Incentive Plan. (11)
- 10.16 Form of Restricted Stock Unit Award Agreement under Air Transport Services Group, Inc. 2005 Amended and Restated Long-Term Incentive Plan. (22)
- 10.17 Conversion Agreement dated August 3, 2010, between Cargo Aircraft Management, Inc., M&B Conversions Limited and Israel Aerospace Industries Ltd. (12)
- 10.18 Letter Agreement, dated October 15, 2010, between Precision Conversions, LLC and Cargo Aircraft Management, Inc. (13)
- 10.19 Credit Agreement, dated as of May 9, 2011, among Cargo Aircraft Management, Inc., as Borrower, Air Transport Services Group, Inc., the Lenders from time to time party thereto, SunTrust Bank, as Administrative Agent, Regions Bank and JPMorgan Chase Bank, N.A., as Syndication Agents, and Bank of America, N.A., as Documentation Agent. (14)
- 10.20 Guarantee and Collateral Agreement, dated as of May 9, 2011, made by Cargo Aircraft Management, Inc. and certain of its Affiliates in favor of SunTrust Bank, as Administrative Agent. (14)
- 10.21 Amendment to Confidentiality and Standstill Agreement, dated as of June 11, 2012, between Air Transport Services Group, Inc. and Red Mountain Capital Partners LLC. (15)
- 10.22 Form of amended and restated change-in-control agreement in effect between Air Transport Services Group, Inc. and its executive officers. (17)
- 10.23 Amendment to the Credit Agreement, dated July 20, 2012, among Cargo Aircraft Management, Inc., as Borrower, Air Transport Services Group, Inc., the Lenders from time to time party thereto, SunTrust Bank, as Administrative Agent, Regions Bank and JPMorgan Chase Bank, N.A., as Syndication Agents, and Bank of America, N.A., as Documentation Agent. (16)

- 10.24 Purchase and sale agreement, dated December 17, 2012, between Cargo Aircraft Management, Inc., and National Air Cargo Group, Inc. for the purchase of three Boeing 757-200 aircraft. Those portions of the Agreement marked with an [\*] have been omitted pursuant to a request for confidential treatment and have been filed separately with the SEC. (18)
- 10.25 Amended and Restated Lease Agreement, dated December 27, 2012, between Clinton County Port Authority and Air Transport Services Group, Inc. (18)
- 10.26 Loan Agreement, Chapter 166, Ohio Revised Code, dated December 1, 2012, between the Director of Development Services Agency of Ohio and Clinton County Port Authority. (18)
- 10.27 Guaranty Agreement, dated December 1, 2012, among Air Transport Services Group, Inc., Airborne Maintenance and Engineering Services, Inc., Air Transport International, LLC, Clinton County Port Authority, the Directory of Development Services Agency of Ohio, and the Huntington National Bank. (18)
- 10.28 Lease Agreement for the Jump Hangar Facility, dated December 1, 2012, between Clinton County Port Authority and Air Transport International, LLC. (18)
- 10.29 Leasehold Mortgage, Assignment of Leases and Rents, Security Agreement and Financing Statement, dated December 1, 2012, among Air Transport International, LLC and the Director of Development Services Agency of Ohio. (18)
- 10.30 Bond Purchase Agreement, dated December 13, 2012, among the State of Ohio, acting by and through its Treasurer of State, the Development Services Agency of Ohio, acting by and through a duly authorized representative, Clinton County Port Authority, Air Transport International, LLC and Stifel, Niolaus & Company, Inc. (18)
- 10.31 Air Transport Services Group, Inc. Executive Incentive Compensation Plan, last modified March 18, 2013. (19)
- 10.32 Air Transport Services Group, Inc. Nonqualified Deferred Compensation Plan, dated October 31, 2013. (21)
- 10.33 Second Amendment to the Credit Agreement, dated October 22, 2013, among Cargo Aircraft Management, Inc., as Borrower, Air Transport Services Group, Inc., the Lenders from time to time party thereto, SunTrust Bank, as Administrative Agent, Regions Bank and JPMorgan Chase Bank, N.A., as Syndication Agents, and Bank of America, N.A., as Documentation Agents. (21)
- 10.34 Third Amendment to Credit Agreement and First Amendment to Guarantee and Collateral Agreement, dated May 6, 2014, by and among Cargo Aircraft Management, Inc., as Borrower, Air Transport Services Group, Inc., each of the Guarantors party thereto, each of the financial institutions party thereto as "Lenders", and SunTrust Bank as Administrative Agent. (23)
- 10.35 Amended and Restated Air Transportation Services Agreement between DHL Network Operations (USA), Inc., ABX Air, Inc. and Cargo Aircraft Management, Inc., dated January 14, 2015. Those portions of the Agreement marked with an [\*] have been omitted pursuant to a request for confidential treatment and have been filed separately with the SEC. (24)
- 10.36 Fifth Amendment to Credit Agreement, dated May 8, 2015, by and among Cargo Aircraft Management, Inc., as Borrower, Air Transport Services Group, Inc., each of the Guarantors party thereto, each of the financial institutions party thereto as "Lenders" and SunTrust Bank, in its capacity as Administrative Agent. (25)
- 10.37 Description of Compensation Arrangements for Non-Employee Directors. (25)

### **Code of Ethics**

14.1 Code of Ethics—CEO and CFO. (1)

### **List of Significant Subsidiaries**

21.1 List of Significant Subsidiaries of Air Transport Services Group, Inc., filed within.

### **Consent of experts and counsel**

23.1 Consent of independent registered public accounting firm, filed herewith.

### **Certifications**

31.1 Certification Pursuant to Section 302 of the Sarbanes-Oxley Act of 2002, filed herewith.

31.2 Certification Pursuant to Section 302 of the Sarbanes-Oxley Act of 2002, filed herewith.

32.1 Certification Pursuant to 18 U.S.C. Section 1350, as Adopted Pursuant to Section 906 of the Sarbanes-Oxley Act of 2002, filed herewith.

32.2 Certification Pursuant to 18 U.S.C. Section 1350, as Adopted Pursuant to Section 906 of the Sarbanes-Oxley Act of 2002, filed herewith.

101.INS XBRL Instance Document

101.SCH XBRL Taxonomy Extension Schema Document

101.CAL XBRL Taxonomy Extension Calculation Linkbase Document

101.DEF XBRL Taxonomy Extension Definition Linkbase Document

101.LAB XBRL Taxonomy Extension Labels Linkbase Document

101.PRE XBRL Taxonomy Extension Presentation Linkbase Document

- 
- (1) The Company's Code of Ethics can be accessed from the Company's Internet website at [www.atsginc.com](http://www.atsginc.com).
  - (2) Incorporated by reference to the Company's Quarterly Report on Form 10-Q, filed with the Securities and Exchange Commission on August 9, 2006.
  - (3) Incorporated by reference to the Company's Annual Report on Form 10-K/A filed on August 14, 2007 with the Securities and Exchange Commission.
  - (4) Incorporated by reference to the Company's Quarterly Report on Form 10-Q/A, filed with the Securities and Exchange Commission on August 14, 2007.
  - (5) Incorporated by reference to the Company's Quarterly Report on Form 10-Q, filed with the Securities and Exchange Commission on August 14, 2007.
  - (6) Incorporated by reference to the Form 8-A/A of ABX Holdings, Inc. filed with the Securities and Exchange Commission on January 2, 2008.
  - (7) Incorporated by reference to the Company's Quarterly Report on Form 10-Q, filed with the Securities and Exchange Commission on August 10, 2009.
  - (8) Incorporated by reference to the Company's Annual Report on Form 10-K filed on March 17, 2008 with the Securities and Exchange Commission.
  - (9) Incorporated by reference to the Company's Proxy Statement for the 2014 Annual Meeting of Stockholders, Corporate Governance and Board Matters, filed March 28, 2014 with the Securities and Exchange Commission.
  - (10) Incorporated by reference to the Company's Quarterly Report on Form 10-Q filed with the Securities and Exchange Commission on May 10, 2010. Those portions of the Agreement marked with an [\*] have been omitted pursuant to a request for confidential treatment and have been filed separately with the SEC.
  - (11) Incorporated by reference to the Company's Quarterly Report on Form 10-Q filed with the Securities and Exchange Commission on May 10, 2010.

- (12) Incorporated by reference to the Company's Quarterly Report on Form 10-Q filed with the Securities and Exchange Commission on November 3, 2010. Those portions of the Agreement marked with an [\*] have been omitted pursuant to a request for confidential treatment and have been filed separately with the SEC.
- (13) Incorporated by reference to the Company's Annual Report on Form 10-K filed with the Securities and Exchange Commission on March 8, 2011. Those portions of the Agreement marked with an [\*] have been omitted pursuant to a request for confidential treatment and have been filed separately with the SEC.
- (14) Incorporated by reference to the Company's Quarterly Report on Form 10-Q filed with the Securities and Exchange Commission on August 3, 2011.
- (15) Incorporated by reference to the Company's Form 8-K filed with the Securities and Exchange Commission on June 18, 2012.
- (16) Incorporated by reference to the Company's Form 8-K filed with the Securities and Exchange Commission on July 24, 2012.
- (17) Incorporated by reference to the Company's Quarterly Report on Form 10-Q filed with the Securities and Exchange Commission on August 2, 2012.
- (18) Incorporated by reference to the Company's Annual Report on Form 10-K filed with the Securities and Exchange Commission on March 4, 2013. Those portions of the Agreement marked with an [\*] have been omitted pursuant to a request for confidential treatment and have been filed separately with the SEC.
- (19) Incorporated by reference to the Company's Form 8-K filed with the Securities and Exchange Commission on March 18, 2013.
- (20) Incorporated by reference to the Company's Quarterly Report on Form 10-Q filed with the Securities and Exchange Commission on August 8, 2013.
- (21) Incorporated by reference to the Company's Quarterly Report on Form 10-Q filed with the Securities and Exchange Commission on November 6, 2013.
- (22) Incorporated by reference to the Company's Quarterly Report on Form 10-Q filed with the Securities and Exchange Commission on May 12, 2014.
- (23) Incorporated by reference to the Company's Quarterly Report on Form 10-Q filed with the Securities and Exchange Commission on August 5, 2014.
- (24) Incorporated by reference to the Company's Quarterly Report on Form 10-Q filed with the Securities and Exchange Commission on May 8, 2015, as amended by the Company's Quarterly Report on Form 10-Q/A filed with the Securities and Exchange Commission on August 7, 2015.
- (25) Incorporated by reference to the Company's Quarterly Report on Form 10-Q filed with the Securities and Exchange Commission on August 7, 2015.

Exhibits can be viewed by accessing Air Transport Services Group, Inc. Form 10-K at [www.atsginc.com](http://www.atsginc.com) or [www.sec.gov](http://www.sec.gov).



## SIGNATURES

Pursuant to the requirements of Section 13 or 15(d) of the Securities Exchange Act of 1934, the registrant has duly caused this report to be signed on its behalf by the undersigned, thereunto duly authorized.

### Air Transport Services Group, Inc.

<u>Signature</u>	<u>Title</u>	<u>Date</u>
/s/ JOSEPH C. HETE	President and Chief Executive Officer (Principal Executive Officer)	March 14, 2016
<hr/> <b>Joseph C. Hete</b>		

Pursuant to the requirements of the Securities Exchange Act of 1934, this report has been signed below by the following persons in the capacities and on the date indicated:

<u>Signature</u>	<u>Title</u>	<u>Date</u>
/S/ RANDY D. RADEMACHER	Director and Chairman of the Board	March 14, 2016
<hr/> <b>Randy D. Rademacher</b>		
/s/ RICHARD M. BAUDOIN	Director	March 14, 2016
<hr/> <b>Richard M. Baudouin</b>		
/s/ JOSEPH C. HETE	Director, President and Chief Executive Officer (Principal Executive Officer)	March 14, 2016
<hr/> <b>Joseph C. Hete</b>		
/s/ ARTHUR J. LICHTÉ	Director	March 14, 2016
<hr/> <b>Arthur J. Lichte</b>		
/s/ J. CHRISTOPHER TEETS	Director	March 14, 2016
<hr/> <b>J. Christopher Teets</b>		
/s/ JEFFREY J. VORHOLT	Director	March 14, 2016
<hr/> <b>Jeffrey J. Vorholt</b>		
/s/ QUINT O. TURNER	Chief Financial Officer (Principal Financial Officer and Principal Accounting Officer)	March 14, 2016
<hr/> <b>Quint O. Turner</b>		

[THIS PAGE INTENTIONALLY LEFT BLANK]

[THIS PAGE INTENTIONALLY LEFT BLANK]

[THIS PAGE INTENTIONALLY LEFT BLANK]



## Investor Information

### *Stock Information*

NASDAQ: ATSG

Company documents electronically filed with the SEC also may be found at [www.atsginc.com](http://www.atsginc.com).

### *Registrar and Transfer Agent*

Computershare Investor Services  
(877) 581-5548 or (781) 575-2879  
[www.computershare.com/investor](http://www.computershare.com/investor)

By mail:

P.O. Box 43078

Providence, RI 02940-3078

By courier:

250 Royall Street

Canton, MA 02021

### *Independent Auditors*

Deloitte & Touche LLP  
Dayton, Ohio

### *Annual Meeting*

The annual meeting of stockholders will be May 12, 2016, at 11 a.m. local time at The Roberts Centre, 123 Gano Road, Wilmington, Ohio.

### *Investor Relations*

Telephone inquiries may be directed to (937) 434-2700.

## Board of Directors

### *Randy D. Rademacher*

Chief Financial Officer of Reading Rock, Inc., a privately owned manufacturer and distributor of concrete products and other building materials. Mr. Rademacher has been a Director of the Company since December 2006 and Chairman of the Board since May 2015. He also is a member of the Nominating and Governance Committee and the Audit Committee.

### *Richard M. Baudouin*

Principal at Infinity Aviation Capital LLC, an investment firm involved in aircraft leasing. Mr. Baudouin has been a Director of the Company since January 2013 and is the Chairman of the Audit Committee and the Nominating and Governance Committee and a member of the Audit Committee.

### *Joseph C. Hete*

President and Chief Executive Officer of Air Transport Services Group, Inc. and Chief Executive Officer of ABX Air, Inc. Mr. Hete has been with the company since 1980.

### *General Arthur J. Lichte, USAF (retired)*

Retired four-star general of the U.S. Air Force and former Commander of the Air Mobility Command at Scott Air Force Base. General Lichte has been a Director of the Company since February 2013 and is a member of the Audit Committee and the Compensation Committee.

### *J. Christopher Teets*

Partner of Red Mountain Capital Partners LLC. Mr. Teets has been a Director of the Company since February 2009. He is the Chairman of the Compensation Committee and a member of the Nominating and Governance Committee.

### *Jeffrey J. Vorholt*

Independent consultant and private investor. Mr. Vorholt has been a Director of the Company since January 2004. He is the Chairman of the Audit Committee and is a member of the Compensation Committee.



Air Transport Services Group, Inc.  
145 Hunter Drive  
Wilmington, Ohio 45177  
[www.atsginc.com](http://www.atsginc.com)